

Selective Reviews of Bandit Problems in AI via a Statistical View

Pengjie Zhou ^{1,†}, Haoyu Wei ² and Huiming Zhang ^{1,*}

¹ Institute of Artificial Intelligence, Beihang University, Beijing 100191, China; sy2442115@buaa.edu.cn

² Department of Economics, University of California San Diego, La Jolla, CA 92093, USA; h8wei@ucsd.edu

* Correspondence: zhanghuiming@buaa.edu.cn

Abstract: Reinforcement Learning (RL) is a widely researched area in artificial intelligence that focuses on teaching agents decision-making through interactions with their environment. A key subset includes stochastic multi-armed bandit (MAB) and continuum-armed bandit (SCAB) problems, which model sequential decision-making under uncertainty. This review outlines the foundational models and assumptions of bandit problems, explores non-asymptotic theoretical tools like concentration inequalities and minimax regret bounds, and compares frequentist and Bayesian algorithms for managing exploration–exploitation trade-offs. Additionally, we explore K -armed contextual bandits and SCAB, focusing on their methodologies and regret analyses. We also examine the connections between SCAB problems and functional data analysis. Finally, we highlight recent advances and ongoing challenges in the field.

Keywords: bandit problems; exploration–exploitation; concentration inequalities; sub-Gaussian parameter estimation; minimax rate; functional data analysis

MSC: 68W27; 68T05; 62E17

1. Introduction

Reinforcement Learning (RL) is one of the most prominent and widely discussed methods in artificial intelligence, primarily focusing on how an agent learns to make decisions by interacting with an environment to maximize cumulative rewards [1,2]. RL has been extensively applied in various domains, including autonomous driving [3], recommendation systems [4], unmanned aerial vehicles [5], large language models (DeepSeek-R1, [6]; RL with human feedback [7]), financial trading [8], causal inference [9], digital twin (DT) [10,11], and precision medicine [12,13].

Among the various models in RL, one of the most fundamental and widely studied problems is the stochastic bandit problem. It exemplifies the exploration-exploitation trade-off dilemma, where an agent must choose between exploring new options to gather more information and exploiting known options to maximize rewards; see [14,15].

The current review literature on stochastic bandit algorithms highlights applications in areas such as recommendation systems [16–18], experimental design [19], precision medicine [13], and causal inference [20].

However, these topics remain underexplored in existing reviews, particularly from the perspective of rigorous theoretical analysis and statistical foundations. This paper aims to address this gap by focusing on the probabilistic and statistical foundations of stochastic algorithms, with particular emphasis on concentration inequalities, minimax rate of regret upper bounds, small-sample statistical inferences, linear models, Bayesian optimization, statistical learning theory, design of experiments, the Neyman-Rubin causal model, functional data analysis, robust statistics, information theory, and so on.

Citation: Zhou, P.; Wei, H.; Zhang, H. Selective Reviews of Bandit Problems in AI via a Statistical View. *arXiv* 2024, 1, 0. <https://doi.org/>

Received:

Revised:

Accepted:

Published:

Copyright: © 2025 by the authors. Submitted to *arXiv* (CC BY) (<https://arxiv.org/>).

1.1. Stochastic Bandit in RL

A stochastic bandit, from a statistician's perspective, can be represented as a collection of possible distributions of populations for the reward random variable (r.v.) $Y_a \sim P_a$, where a is the action and P_a comes from

$$\nu = \{P_a : a \in \mathcal{A}\},$$

where \mathcal{A} is the set or space of available actions.

The agent and the environment interact sequentially over T rounds:

- In each round $t \in \{1, \dots, T\} =: [T]$, the agent selects an action $A_t \in \mathcal{A}$, which is communicated to the environment. Here $T \in \mathbb{N}$ is the *horizon* (total number of steps).
- Given the action A_t , the environment generates a reward $X_t \in \mathbb{R}$, drawn from the distribution P_{A_t} , and discloses the reward X_t to the agent.
- This interaction between the agent and the environment induces a probability distribution over the sequence of outcomes $(A_1, X_1, A_2, X_2, \dots, A_T, X_T)$.

The horizon T is finite due to budgetary constraints (non-asymptotic theory) in some cases, but we may assume an infinite horizon $T = \infty$ (asymptotic theory) in theoretical settings. The sequence of outcomes typically satisfies assumptions [21]:

- The conditional distribution of X_t given $A_1, X_1, \dots, A_{t-1}, X_{t-1}, A_t$ is P_{A_t} , i.e.,

$$P(X_t | A_1, X_1, \dots, X_{t-1}, A_t) = P(X_t | A_t) \sim P_{A_t}$$

indicating that the environment samples X_t from P_{A_t} in round t .

- Here A_t is determined by the *history* defined by $H_{t-1} := (A_1, X_1, \dots, A_{t-1}, X_{t-1})$.
- The conditional distribution of action A_t given H_{t-1} is

$$\pi_t(\cdot | A_1, X_1, \dots, A_{t-1}, X_{t-1}),$$

where π_1, π_2, \dots is a sequence of *probability kernels* (*policies*) characterizing the agent.

The *policy* is the action by a learner to interact with an environment. Let $\mathcal{H} = \{H_{t-1} | t = 1, \dots, T\}$, we denote the policy at round t by π_t :

$$\pi_t : \mathcal{H} \rightarrow \mathcal{A}, \quad A_t = \pi_t(H_{t-1}), \quad t = 1, \dots, T.$$

Key assumptions above are that: the selected actions do not affect the reward distribution of the arms and the agent's current decision cannot depend on future observations.

The agent's objective is to maximize the total reward by designing a policy $\pi := (\pi_1, \pi_2, \dots, \pi_T)$ to maximize the sum of rewards

$$\sum_{t=1}^T X_t,$$

which is a random quantity dependent on the agent's actions and the rewards sampled by the environment. However, this maximization is not a classical optimization problem due to the fact that the reward X_t is random.

For a stochastic bandit $\nu = (P_a : a \in \mathcal{A})$, we define $\mu_a(\nu) = \int_{-\infty}^{\infty} x dP_a(x)$ if the mean exists. To earn more reward, we prefer to choose

$$\mu^*(v) = \max_{a \in \mathcal{A}} \mu_a(v)$$

as the optimal mean reward among all possible actions. One standard approach is to compare the policy's cumulative rewards to the best-action benchmark $\mu^*(v)$: the summation of expected rewards if the agent always played the optimal action up to round T , which is the best possible total expected reward for a particular problem. Formally, we define the following quantity, called regret at round T :

$$\text{Reg}_T(\pi, v) := T\mu^*(v) - E\left[\sum_{t=1}^T X_t\right]. \quad (1)$$

Here, $\text{Reg}_T(\pi, v)$ is revealed to the policy π and the distribution v of the rewards. A desirable asymptotic property of an algorithm is termed *no-regret* [22] if the average regret converges to 0 as T approaches infinity: $\lim_{T \rightarrow \infty} \frac{\text{Reg}_T(\pi, v)}{T} = 0$.

Regret quantifies the loss from not selecting the optimal action from the start. The goal is to minimize regret by balancing exploration (testing different actions) and exploitation (choosing the best-known action). Often, we write $\mu_a := \mu_a(v)$ when v is specified. This framework parallels the bias-variance trade-off in statistics and machine learning: exploration introduces potential bias by prioritizing learning over immediate gains, while exploitation can amplify variance by relying on potentially incomplete information.

1.2. Structured and Unstructured Bandits

In numerous practical applications, it is often unrealistic to assume that the bandit instance, denoted by v , is fully specified or follows a parametric distribution. Instead, we often possess only partial information regarding its distribution. To capture this uncertainty, we define a set of bandit instances \mathcal{E} , which encompasses all possible distributions to which v could belong. This set \mathcal{E} is referred to as the *environment class* [21]. The classification of bandits into structured and unstructured environments is crucial in statistical inference, ranging from mean estimation to regression prediction. Structured bandits incorporate additional information or dependencies between actions, which can be exploited to improve decision-making. In contrast, unstructured bandits correspond to the classical formulation of the bandit problems, where each arm operates independently, and no further relationships or information between actions are available. This distinction has a profound impact on the design and efficiency of the policy π .

Definition 1. An environment class \mathcal{E} is unstructured if \mathcal{A} is finite and there exist sets of distributions \mathcal{M}_a for each $a \in \mathcal{A}$ such that

$$\mathcal{E} = \{v = (P_a : a \in \mathcal{A}) : P_a \in \mathcal{M}_a \text{ for all } a \in \mathcal{A}\}.$$

This definition highlights the simplicity and generality of unstructured environments in bandit problems. Such environments are characterized by the following key properties:

- *Independence*: each arm a yields rewards from an unknown probability distribution P_a independently of other arms.
- *No side information*: there are no features or context associated with the arms.

Environment classes commonly play a pivotal role in determining the performance of learning algorithms [21]. Parametric environments, such as Bernoulli and Gaussian bandits, assume specific density functions. For non-parametric classes, like sub-Gaussian and sub-exponential bandits, do not rely on a density function assumption but are instead characterized by conditions on their moment-generating functions (see Section 2). The correct specification of the environment is critical; failure to do so, or relying on an incorrect model, can significantly degrade the algorithm's efficacy [21,23]. Depending on the underlying data-generating mechanism, the choice of environment spans a range of

distributions—from bounded distributions to those that are light-tailed or heavy-tailed. This flexibility underpins many problems in reinforcement learning and decision theory.

In this review, we will focus on bounded, sub-Gaussian, and sub-exponential bandits, which are characterized by finite moment-generating functions [24]. A detailed treatment of heavy-tailed bandits, such as those with sub-Weibull distributions or distributions with finite moments (or even infinite variance), typically requires additional techniques (see Section 2.2 in [25] and [23]) and is left for future work.

Multi-Armed Bandit Problems

When $\mathcal{A} = [K]$ in stochastic bandit models with $K \in \mathbb{N}$, the problem reduces to a multi-armed bandit (MAB) problem (Figure 1).

Example 1 (K -armed bandits, MAB). $\mathcal{A} = [K]$ is finite, and \mathcal{M}_a only contains one probability measure for a fixed $a \in \mathcal{A}$.



Figure 1. A player plays at a three-armed bandit machine in a casino.

In the field of statistics, the time-uniform confidence sequence problem [26] is often framed as an MAB problem, first introduced by [27] in the context of sequential experimental design. The topic has been extensively studied in the machine learning literature, with significant contributions documented in major journals. For a comprehensive review, see Section 1 in [21]. There are several compelling reasons to begin the study of bandit problems with MAB problems. First, their simplicity makes them relatively straightforward to analyze, providing a deep understanding of the fundamental trade-off between exploration and exploitation. Second, many algorithms designed for finite-armed bandits, along with the underlying principles, can be generalized to more complex settings. Lastly, finite-armed bandits have practical applications, particularly as an alternative to A/B testing as two-arm bandits, which involves random assignment of experimental units to treatment groups (A and B). For example, in a drug comparison experiment, patients are randomly assigned to either the new drug or standard drug control group, ensuring unbiased allocation for valid comparisons (see Example 8 below).

In MAB problems, a typical scenario involves an agent choosing between K slot machines (a K -armed bandit), each with an unknown reward distribution $\{Y_k\}_{k=1}^K \in \mathbb{R}$. These rewards may be unbounded, non-Gaussian, or even negative. Without prior knowledge of the reward distributions, it is commonly assumed that the moment-generating functions (MGFs) exist and that the distributions belong to the sub- F family, denoted as $\text{subF}(\mu, \sigma^2)$ [28]. Here, F encompasses distributions such as Gaussian, exponential, or Weibull, with μ representing the mean and $\sigma^2 > 0$ serving as a variance-dependent parameter (not necessarily the variance itself). Given this setup, the agent's primary goal is to maximize

the cumulative rewards by identifying the optimal action, which in this context refers to selecting the *arm* with the highest expected reward. To formalize, the following is typically assumed:

- Each reward Y_k follows the sub- F family:

$$Y_k \sim \text{subF}(\mu_k, \sigma_k^2), k \in [K]. \quad (2)$$

- The index k^* corresponding to the unique arm with the maximal mean is defined as

$$\mu_{k^*} = \max_{k \in [K]} \mu_k.$$

The objective is to identify the optimal arm while minimizing the selection of sub-optimal arms (i.e., those with rewards $\{Y_k\}_{k \neq k^*}$). This creates the classic exploration–exploitation trade-off: the agent must balance exploring sub-optimal arms to gather new information (exploration) with selecting the best-known arm based on existing knowledge (exploitation). Designing an exploration procedure for MAB with both valid theoretical guarantees and sound practical performance is a long-established and challenging problem. Classical works [27,29] dealt with asymptotic results, while we focus more on non-asymptotic results via the non-parametric distribution family (2).

Linear Bandit Problems

Another important case of structured bandits is stochastic linear bandits, which models the expected reward of an arm as a linear function of known features.

Example 2 (Stochastic linear bandit, SLB). Let $\mathcal{A} \subset \mathbb{R}^p$ and model parameter $\eta_* \in \mathbb{R}^p$ and

$$v_{\eta_*} = \{N(\langle a, \eta_* \rangle, 1) : a \in \mathcal{A}\} \text{ and } \mathcal{E} = \{v_{\eta_*} : \eta_* \in \mathbb{R}^p\}.$$

Various choices of \mathcal{A} lead to many settings:

- (1) For unit vectors $\{e_i\}_{i=1}^K$ and $\mathcal{A} = \{e_1, \dots, e_K\}$, if $\eta_* = (a_1, \dots, a_K)^T$ represents the mean vector, then the SLB model reduces to the Gaussian MAB $v_{\eta_*} = \{N(a_i, 1)\}_{i=1}^K$ without specific structures.
- (2) Given a shared feature C , if $x_k := \psi(C, k) \in \mathbb{R}^d$ for $k \in [K]$ and $\eta_* = (\theta_1, \dots, \theta_K)^T$ with $\theta_k \in \mathbb{R}^d$, where $\psi(\cdot, \cdot)$ is a link function. Then, $\mathcal{A} = \{(\mathbf{0}_{d(i-1)}, x_k^T, \mathbf{0}_{d(K-i)})\}_{i=1}^K \subset \mathbb{R}^{dK}$ becomes a K -arm contextual linear bandit with k disjoint linear models $\{N(x_k^T \theta_k, 1)\}_{k=1}^K$ and $p = dK$ [see Section 4.1 and Section 2.2.3 of [13] for details].

Key characteristics of SLB are as follows:

- *Arms are related*: arms are related through a shared feature, C , or known relationships.
- *Side information*: each arm may have an associated d -dimensional feature (context vector), which provides additional information.

We aim to estimate the unknown η_* in Example 2 to select arms with the highest expected reward. In general SLB problems, the reward of an action is typically modeled as a sub-Gaussian or sub- F r.v. with a mean that is the inner product of the action vector and an unknown parameter vector η . Even if \mathcal{A} or C is large, the agent can determine the environment by a scalar product of *feature map* $\psi : C \times \mathcal{A} \rightarrow \mathbb{R}^d$ [see Section 19.1 in [21]] and an unknown parameter vector $\eta_* \in \mathbb{R}^d$

$$r(c, a) = \langle \eta_*, \psi(c, a) \rangle \text{ and } v_{\eta_*} = \{\text{subF}(r(c, a), 1) : a \in \mathcal{A}\} \quad \text{for all } (c, a) \in \mathcal{C} \times \mathcal{A}.$$

Such an SLB framework becomes particularly interesting when η_* is sparse in high-dimensional settings, as studied in Chapter 23 of [21] and recent works like [30–33].

For a general reward function $r(c, a)$, if the variance-dependent parameter σ^2 is unknown, the problem extends naturally to stochastic contextual bandits (SCB), which is detailed in the following example.

Example 3 (Stochastic Contextual Bandits, SCB). *Given a sub-F family and a reward functional class \mathcal{R} , the environment class for SCB is defined as*

$$v_{\mathcal{R}, F} = \{\text{subF}(r(c, a), \sigma^2) : (c, a) \in \mathcal{C} \times \mathcal{A}\} \text{ and } \mathcal{E} = \{v_{\mathcal{R}, F}\}.$$

The unknown variance parameter σ^2 introduces additional challenges in algorithm design and theoretical analysis, as recently highlighted by [34]. Contextual bandits have vital applications like recommendations, advertising, and web search, where rewards might be user clicks, video views, or revenue [35].

1.3. Stochastic Continuum-Armed Bandits

Stochastic Continuum-Armed Bandits (SCAB, [36]) extend the classical K -armed bandit problem by allowing the set of possible actions (or arms) to lie in a continuous space \mathcal{A} rather than in a discrete set $\mathcal{A} = [K]$ or $\mathcal{A} = \mathbb{N}$. To distinguish this continuous action space, we denote it as D . In this setting, the agent seeks to identify the optimal reward point from a continuous domain, typically modeled as an interval or subset of \mathbb{R}^d .

In statistics, the optimal design in SCAB problems belongs to optimal design of experiments [37] and Bayesian optimization [38]. Statistical analysis on the data with a continuous domain \mathcal{A} is closely related to functional data analysis. The reward function in SCAB is typically assumed to possess a degree of smoothness, meaning that it can be represented as a stochastic process that exhibits regularity over space, such as a Lipschitz-continuous function or a Gaussian process (GP, [39]).

The fundamental objective in SCAB, as in the traditional bandit setting, is to effectively balance *exploration*—sampling from various points in the continuous action space to gather information about the reward function—and *exploitation*—leveraging current knowledge to select actions believed to yield the highest expected reward. The continuous nature of the action space introduces additional complexity, as the agent must navigate an infinite number of potential actions, requiring more advanced algorithms for efficient exploration and optimization. These methods often rely on the smoothness of the reward function to guide the search for optimal actions while minimizing cumulative regret.

Formally, we focus on the sequential optimization of an unknown reward function $f : D \rightarrow \mathbb{R}$ as follows:

1. **Objective:** The primary goal is to identify the maximum point:

$$x^* = \arg \max_{x \in D} f(x), \tag{3}$$

as a black-box optimization without any geometric structure of f .

2. **Action selection:** in each round t , the agent chooses a fixed point $x_t \in D$ and receives an observed value perturbed by noise ϵ_t :

$$y_t = y_t(x_t) = f(x_t) + \epsilon_t, \text{ where } E[y_t] = f(x_t).$$

3. **Decision-making:** given the uncertainty of the maximum of f , we aim for

maximizing the expected total reward $\sum_{t=1}^T f(x_t)$ over a finite time horizon T .

4. **Performance metric:** given $f \in \mathcal{F}$ (fixed or random functional class) and $\epsilon_t \sim \text{sub-}\mathcal{F}$ family, to quantify the loss of reward, the cumulative regret after rounds T is

$$\text{Reg}_T(\pi; \mathcal{F}, v) := \sum_{t=1}^T (f(x^*) - f(x_t)),$$

where the instantaneous regret is given by $f(x^*) - f(x_t)$.

Despite its added complexity, the essence of designing algorithms for MAB, SLB, or even SCAB remains fundamentally the same: accurately estimating the reward function while balancing the exploration–exploitation trade-off. This requires technical tools to handle the uncertainty in the observed rewards and ensure reliable decision-making under limited information. One such tool is concentration inequalities, providing confidence intervals to quantify uncertainty in reward estimates, which we will introduce in the next section.

2. Concentration Inequalities

Building on the need for technical tools to handle uncertainty in observed rewards and ensure reliable decision-making, concentration inequalities play a pivotal role in deriving robust guarantees. These tools are particularly important when drawing conclusions with minimal data assumptions, a fundamental challenge in machine learning. Typically, inference relies on confidence intervals under specific distributional assumptions [40]. However, exact distributions are often unavailable or too complex. Instead, we may assume the data belong to sub-classes like sub-Gaussian [41] or sub-exponential [42] distributions. These assumptions are widely used in non-asymptotic inference and machine learning to derive concentration inequalities with exponential decay.

2.1. Basic Concentration Inequalities

Concentration inequalities are a commonly used method to quantify the degree of concentration of a measure. Specifically, concentration inequalities quantify the extent to which a random variable X deviates from its mean $EX = \mu$ by expressing the measure of concentration of $X - \mu$ through one-sided or two-sided tail probabilities (denoted by $t > 0$ for deviation):

$$P(X - \mu > t) \leq \delta_t \quad \text{or} \quad P(|X - \mu| > t) \leq \delta_t, \quad (4)$$

where δ_t represents the tail probability. For suitably large t , δ_t can be made arbitrarily small, providing strong guarantees for controlling deviations.

Tail probabilities and expectations are closely linked. From the relationship between tail probabilities and expectation (see Theorem 12.1(1) in [43]), the expectation can be bounded as

$$E|X - \mu| = \int_0^\infty P(|X - \mu| > t) dt \leq \int_0^\infty \delta_t dt. \quad (5)$$

This shows that expectation bounds can be viewed as concentration inequalities via integral transforms. Conversely, tail probabilities can be bounded using expectations, as illustrated by the widely used Markov's inequality:

Lemma 1 (Markov's Inequality). *Let $\varphi(x) : \mathbb{R} \rightarrow \mathbb{R}^+$ be a non-decreasing function. For r.v. X with $E[\varphi(X)] < \infty$,*

$$P(X \geq a) \leq \frac{E[\varphi(X)]}{\varphi(a)}, \quad \forall a \in \mathbb{R}. \quad (6)$$

Proof. By the positivity and the non-decreasing property of φ , we obtain

$$P(X \geq a) = E[I\{X \geq a\}] \leq E\left[\frac{\varphi(X)}{\varphi(a)} I\{X \geq a\}\right] \leq E[\varphi(X)] \frac{1}{\varphi(a)}.$$

□

Using Markov's inequality, we derive Chebyshev's inequality in the following lemma.

Lemma 2 (Chebyshev's inequality). *Let X be a zero-mean r.v. with finite $\text{Var } X$; then,*

$$P(|X| \geq a) \leq \frac{\text{Var } X}{a^2}, \quad \forall a \in \mathbb{R}^+. \quad (7)$$

Proof. Chebyshev's inequality follows from Markov's inequality with $\varphi(x) = x^2$. □

Chebyshev's inequality is specific to deviations from the mean and depends on the variance. While it is widely used in probability limit theory for its simplicity, it provides a tail inequality with a polynomial decay rate $O(a^{-2})$. However, in many scenarios within statistics and machine learning, such polynomial decay rates are insufficient, especially when dealing with high-dimensional data or rare events. In these cases, we require tail probabilities with exponential decay for sharper bounds. For Gaussian random variables, Mill's inequality (Lemma A.2.1 in [43]) provides an exponential tail bound:

$$\left(\frac{x}{x^2 + 1} \right) \cdot \frac{e^{-x^2/2}}{\sqrt{2\pi}} \leq P(X \geq x) \leq \frac{1}{x} \cdot \frac{e^{-x^2/2}}{\sqrt{2\pi}} \text{ if } X \sim N(0, 1), \text{ for } x > 0.$$

This inequality is widely used in probability theory and stochastic processes to bound the tail probabilities of Gaussian random variables, demonstrating their exponential decay. A more refined version of Mill's inequality (Lemma B.4 in [44]) is as follows:

Lemma 3 (A refined Mill's Inequality). *If $X \sim N(0, \sigma^2)$, for $x > 0$, we have:*

$$P(|X| \geq x) \leq e^{-x^2/(2\sigma^2)}. \quad (8)$$

Lemma 3 removes the factor x^{-1} from the original Mill's inequality, providing a cleaner bound with an exponential decay rate of $O(e^{-a^2})$. To illustrate the limitations of polynomial decay rates, we present an example from high-dimensional statistics below.

Example 4 ($O(a^{-2})$ -decay tail inequality is not enough). *Consider r.v.s. $\{X_{ij}\} \stackrel{i.i.d.}{\sim} N(0, \sigma^2)$ for $i = 1, \dots, n$ and $j = 1, \dots, p_n$, where $p_n \gg n \rightarrow \infty$. Then $\sum_{i=1}^n X_{ij} \stackrel{i.i.d.}{\sim} N(0, n\sigma^2)$, we have*

$$T_n := P\left(\max_{1 \leq j \leq p} \left| \sum_{i=1}^n X_{ij} \right| \geq t\sqrt{n}\right) \leq \sum_{j=1}^p P\left(\left| \sum_{i=1}^n X_{ij} \right| \geq t\sqrt{n}\right) \leq \frac{p\sigma^2}{t^2}.$$

by Chebyshev's inequality. Refined Mill's inequality gives

$$T_n \leq \sum_{j=1}^p P\left(\left| \sum_{i=1}^n X_{ij} \right| \geq t\sqrt{n}\right) = pe^{-(t\sqrt{n})^2/(2n\sigma^2)} = pe^{-t^2/(2\sigma^2)}.$$

Setting $t = \sqrt{p}$ and letting $p = p_n \rightarrow \infty$, Chebyshev's inequality gives $T_n \leq p\sigma^2/t^2 = \sigma^2 \neq 0$, whereas refined Mill's inequality ensures $T_n \leq pe^{-p^2/(2\sigma^2)} \rightarrow 0$.

This example demonstrates that Chebyshev's inequality does not guarantee tail probabilities approaching zero as the dimensionality increases, while exponential decay guarantees (like Mill's inequality) can ensure this property. Such exponentially decaying tail inequalities are indispensable in high-dimensional statistics and machine learning to achieve desired results.

Another more general and powerful inequality for obtaining exponentially decaying bounds is Chernoff's inequality. It applies to random variables with MGFs and is particularly useful for sums of independent random variables.

Lemma 4 (Chernoff's inequality, or exponential Markov inequality). *For a r.v. X with $E[e^{tX}] < \infty$ for all $t > 0$, we have*

$$P(X \geq a) \leq \inf_{t>0} \left\{ e^{-ta} Ee^{tX} \right\}. \quad (9)$$

Proof. Applying Markov's inequality with $\varphi(x) = e^{tx}$ gives $P(X \geq a) \leq e^{-ta} Ee^{tX}$, and by minimizing over $t > 0$ yields the bound. \square

The advantage of Chernoff's inequality lies in its ability to provide exponentially decaying tail probabilities, making it considerably sharper as deviations increase. This property is particularly valuable in scenarios involving rare events, such as analyzing sums of independent random variables. Its exponential decay rate makes Chernoff's inequality a powerful tool in applications like bandit algorithms. As a concrete example, in 1963, Hoeffding introduced a concentration inequality for sums of independent bounded r.v.s., achieving $O(e^{-a^2})$ -decay.

Lemma 5 (Hoeffding's inequality, Theorem 2 in [45]). *Let $\{X_i\}_{i=1}^n$ be independent r.v.s satisfying the bounded condition $a_i \leq X_i \leq b_i$. Then,*

$$P\left(\left|\sum_{i=1}^n (X_i - EX_i)\right| \geq t\right) \leq 2 \exp\left(\frac{-2t^2}{\sum_{i=1}^n (b_i - a_i)^2}\right). \quad (10)$$

For applications, Hoeffding's inequality can be used to construct confidence intervals (CIs) for the probability of heads in coin-tossing problems.

Example 5 (Confidence intervals by Hoeffding's inequality). *Suppose X_1, \dots, X_n are i.i.d. r.v.s with $X_i \sim \text{Bernoulli}(p)$, where p represents the probability of heads. Let $\bar{X}_n := \frac{1}{n} \sum_{i=1}^n X_i$. For any $\epsilon > 0$, Hoeffding's inequality gives $P(|\bar{X}_n - p| > \epsilon) \leq 2e^{-2n\epsilon^2} = \alpha$. By setting $\epsilon_{n,\alpha} = \sqrt{\frac{1}{2n} \log \frac{2}{\alpha}}$, we can construct a $(1 - \alpha)100\%$ confidence interval for p as*

$$[\bar{X}_n - \epsilon_{n,\alpha}, \bar{X}_n + \epsilon_{n,\alpha}].$$

This interval ensures that the p lies within the bounds with at least probability $1 - \alpha$.

Hoeffding's inequality also finds application in bounding the deviation of the empirical distribution function $\mathbb{F}_n(x)$ from the true distribution $F(x)$.

Example 6 (Empirical distribution function, EDF). *Let $\{X_i\}_{i=1}^n \stackrel{\text{i.i.d.}}{\sim} F(x)$ for a distribution $F(x)$. Let $\mathbb{F}_n(x) := \frac{1}{n} \sum_{i=1}^n 1_{\{X_i \leq x\}}$, $x \in \mathbb{R}$ be the empirical distribution. By Hoeffding's inequality (using $a_i - b_i = 1/n$), we have*

$$P(|\mathbb{F}_n(x) - F(x)| > \epsilon) \leq 2e^{-2n\epsilon^2}, \quad \forall \epsilon > 0.$$

This result in Example 6 ensures that, for a fixed x , the probability of deviation decreases exponentially as the sample size n increases. To extend this pointwise result to a uniform bound across all $x \in \mathbb{R}$, we rely on a stronger concentration inequality known as the Dvoretzky-Kiefer-Wolfowitz (DKW) inequality [46].

$$P\left(\sup_{x \in \mathbb{R}} |\mathbb{F}_n(x) - F(x)| > \epsilon\right) \leq 2e^{-2n\epsilon^2} \quad \forall \epsilon > 0, \quad (11)$$

which provides a uniform version of Hoeffding's inequality.

2.2. Sub-Gaussian and Sub-Exponential Concentration Inequalities

When the r.v.s are unbound, such as Gaussian variables, the classical Hoeffding's inequality fails for non-asymptotic analysis. To address this, the concept of sub-Gaussian r.v.s is introduced, allowing Hoeffding-type concentration results to be extended to sums of unbounded random variables. Sub-Gaussianity is widely used in statistical machine learning research, where data often exhibit Gaussian-like tail behavior. Specifically, a r.v. X is considered sub-Gaussian if it satisfies a Gaussian-like moment-generating function $Ee^{sX} \approx e^{\text{Var}(X)s^2/2}$ or tail probability $P(|X| \geq x) \lesssim e^{-x^2/[2\text{Var}(X)]}$; see [47]. For a rigorous definition, the sub-Gaussian class is characterized by the MGF bound.

Definition 2. A zero-mean r.v. $X \in \mathbb{R}$ is sub-Gaussian with variance proxy σ^2 if its MGF satisfies

$$E[e^{sX}] \leq e^{\sigma^2 s^2/2}, \quad \forall s \in \mathbb{R}. \quad (12)$$

We denote X by $X \sim \text{subG}(\sigma^2)$.

Such definition allows us to derive sub-Gaussian concentration inequalities using Chernoff's inequality.

$$P(X \geq t) \leq \inf_{s>0} e^{-st} E[e^{sX}] \leq \inf_{s>0} e^{-st + \frac{\sigma^2 s^2}{2}} = e^{-\frac{t^2}{2\sigma^2}}, \quad s = t/\sigma^2. \quad (13)$$

Similarly, we have $P(-X \geq t) \leq e^{-t^2/(2\sigma^2)}$, and thus, $P(|X| \geq t) \leq 2e^{-t^2/(2\sigma^2)}$.

By leveraging independence, this concentration property extends to sums of independent sub-Gaussian r.v.s.

Theorem 1 (Concentration inequalities for sub-Gaussian sums). Assume $\{X_i\}_{i=1}^n$ are independent zero-mean r.v.s, where $X_i \sim \text{subG}(\sigma_i^2)$. Then,

(a) The sum $\sum_{i=1}^n X_i \sim \text{subG}(\sum_{i=1}^n \sigma_i^2)$, and for any $t \geq 0$

$$P\left(\frac{1}{n} \left| \sum_{i=1}^n X_i \right| \geq t\right) \leq 2 \exp\left\{-nt^2 / \left(\frac{2}{n} \sum_{i=1}^n \sigma_i^2\right)\right\}. \quad (14)$$

(b) Finite mixture sub-Gaussian:

$$\sum_{i=1}^m p_i \text{subG}(\sigma_i^2) \sim \text{subG}\left(\max_{i \in [m]} \sigma_i^2\right) \text{ for } \sum_{i=1}^m p_i = 1, p_i \geq 0, m < \infty,$$

where $Z \sim \sum_{i=1}^m p_i \text{subG}(\sigma_i^2)$ means $Z \sim \text{subG}(\sigma_i^2)$ with the probability $p_i > 0$.

(c) If $X \sim \text{subG}(\sigma^2)$, then

$$E|X|^k \leq (2\sigma^2)^{k/2} k \Gamma\left(\frac{k}{2}\right) \text{ and } \|X\|_k := [E(|X|^k)]^{1/k} \leq \sigma e^{1/e} k^{1/2}, \quad k \geq 2.$$

(d) If $X \sim \text{subG}(\sigma^2)$, then $\sigma^2 \geq \text{Var} X$.

Proof.

(a) By the independence,

$$Ee^{t(\sum_{i=1}^n X_i)} = \prod_{i=1}^n Ee^{tX_i} \leq \prod_{i=1}^n e^{\sigma_i^2 t^2/2} = e^{\sum_{i=1}^n \sigma_i^2 t^2/2}, \quad \forall t \in \mathbb{R}.$$

(b) Let $Z \sim \sum_{i=1}^m p_i \text{subG}(\sigma_i^2)$ and $Z_i \sim \text{subG}(\sigma_i^2)$, we have

$$Ee^{tZ} = \sum_{i=1}^m p_i Ee^{tZ_i} \leq \sum_{i=1}^m p_i e^{\sigma_i^2 t^2 / 2} \leq \sum_{i=1}^m p_i e^{\max_i \sigma_i^2 t^2 / 2} = e^{\max_i \sigma_i^2 t^2 / 2}, \forall t \in \mathbb{R}.$$

(c) It relies on transforming tail bound to moment bound (5):

$$\begin{aligned} E|X|^k &= \int_0^\infty P(|X|^k > t) dt = \int_0^\infty P(|X| > t^{1/k}) dt \leq 2 \int_0^\infty e^{-\frac{t/k}{2\sigma^2}} dt \\ [\text{Put } u = \frac{t^2/k}{2\sigma^2}] &= (2\sigma^2)^{k/2} k \int_0^\infty e^{-u} u^{k/2-1} du = (2\sigma^2)^{k/2} k \Gamma(k/2). \end{aligned}$$

The second statement follows from

$$\Gamma(k/2) \leq (k/2)^{k/2} \text{ and } k^{1/k} \leq e^{1/e} \text{ for any } k \geq 2.$$

It yields

$$\|X\|_k = \left[(2\sigma^2)^{k/2} k \Gamma(k/2) \right]^{1/k} \leq k^{1/k} \sqrt{\frac{2\sigma^2 k}{2}} \leq \sigma e^{1/e} k^{1/2}.$$

(d) By Taylor's expansion of MGF,

$$\frac{\sigma^2 s^2}{2} + o(s^2) = e^{\frac{\sigma^2 s^2}{2}} - 1 \geq Ee^{sX} - 1 = sEX + \frac{s^2}{2} EX^2 + \dots = \frac{s^2}{2} \cdot \text{Var } X + o(s^2)$$

which implies $\sigma^2 \geq \text{Var } X$ by dividing s^2 on both sides and taking $s \rightarrow 0$. \square

Example 7. Consider $\{X_i - \mu\}_{i=1}^n \stackrel{\text{i.i.d.}}{\sim} \text{subG}(\sigma^2)$. By applying Theorem 1(a), we can construct a non-asymptotic $100(1 - \alpha)\%$ CI for μ as

$$\mu \in [\bar{X}_n \pm \sigma \sqrt{2n^{-1} \log(2/\alpha)}], \quad (15)$$

If an estimate of the sub-Gaussian parameter $\hat{\sigma}^2$ is available, the CI can be refined as (see [34])

$$\mu \in \left[\bar{X}_n - \sqrt{2\hat{\sigma}^2 n^{-1} \log(2/\alpha)}, \bar{X}_n + \sqrt{2\hat{\sigma}^2 n^{-1} \log(2/\alpha)} \right].$$

The growth moment condition presented in Theorem 1(c) establishes that the normalized k -th moment, $\|X\|_k$, is bounded above by $O(k^{1/2})$. This result serves as a practical tool for assessing whether an unbounded random variable exhibits sub-Gaussian behavior. Furthermore, Theorem 1(d) highlights that the variance proxy not only quantifies the rate of tail probability decay but also provides an upper bound for $\text{Var } X$. Importantly, many common distributions, including the normal distribution, mixtures of Gaussian, and all bounded distributions, belong to the sub-Gaussian class. Additionally, Theorem 1(a) and (b) demonstrate that the sum or mixture of independent sub-Gaussian r.v.s retains the sub-Gaussian property, preserving this key property under these operations.

As a practical application of Theorem 1, consider estimating the causal effect of a specific treatment on a disease outcome using the Neyman-Rubin causal model.

Example 8 (Neyman-Rubin causal model as two-armed bandit, Chapter 18 in [48]). Each individual $i \in [n]$ has potential outcomes $(Y_0(i), Y_1(i)) \sim (\text{subG}(\sigma^2), \text{subG}(\sigma^2))$, where the following is true:

- $Y_0(i)$: the individual's response under the control (no treatment);
- $Y_1(i)$: the individual's response under treatment.

These potential outcomes are unobservable simultaneously, as an individual can only receive one/no treatment. Two-armed bandit model, assuming that A_i does not depend on the individual i , implying the following:

- $E[Y_a(i) \mid A_i = a] = \mu_a = E[Y_a(i)]$ for $a \in \{0, 1\}$;
- the (unobservable) treatment effect is given by $E[Y_1(i) - Y_0(i)]$.

Assign $n/2$ individuals to treatment and $n/2$ to control, uniformly at random. By Theorem 1(a), the estimator

$$\begin{aligned} \hat{\tau} &:= \frac{1}{n/2} \sum_{i:A_i=1} Y_i(A_i) - \frac{1}{n/2} \sum_{i:A_i=0} Y_i(A_i) \\ &\sim \text{subG}\left(\frac{2\sigma^2}{n}\right) + \text{subG}\left(\frac{2\sigma^2}{n}\right) \stackrel{d}{=} \text{subG}\left(\frac{4\sigma^2}{n}\right). \end{aligned}$$

is unbiased for $\tau = \sum_{i=1}^n E[Y_1(i) - Y_0(i)]/n$, with a confidence interval derived as

$$P\left(|\hat{\tau} - \tau| \leq 2\sigma\sqrt{2n^{-1} \log(2/\alpha)}\right) \geq 1 - \alpha.$$

In the definition of a sub-Gaussian r.v., the MGF satisfies $E[e^{sX}] \leq \exp\left(\frac{\sigma^2 s^2}{2}\right)$ for all $s \in \mathbb{R}$. However, such stringent conditions may exclude certain r.v.s that exhibit sub-Gaussian-like behavior. For instance, consider the following example.

Example 9 (MGF of exponential distributions). Let $X \sim \text{Exp}(\mu)$ with density function $f(x) = \mu^{-1}e^{-x/\mu} \cdot I(x > 0)$ and $EX = \mu > 0$. For $X - \mu$, the MGF satisfies

$$Ee^{s(X-\mu)} = e^{-s\mu}(1 - s\mu)^{-1} = \left(\frac{e^{-s\mu/2}}{\sqrt{1 - s\mu}}\right)^2 \leq e^{2(s\mu/2)^2} = e^{s^2\mu^2/2}, \quad \forall |s| \leq (2\mu)^{-1},$$

where the last inequality is by $e^{-2t}/(1 - 2t) \leq e^{4t^2}$ for $|t| \leq 1/4$ (By the property of $f(t) := (1 - 2t)e^{4t^2+2t}$ with $f(0) = 1$: (a). $f'(t) > 0$, $0 < t < 1/4$; (b). $f(t) \geq 1$, $-1/4 < t < 0$).

Definition 3 (Sub-exponential distribution, [49]). A r.v. $X \in \mathbb{R}$ with mean zero is sub-exponential with two non-negative parameters (λ, α) (denoted by $X \sim \text{subE}(\lambda, \alpha)$):

$$E[e^{sX}] \leq e^{\frac{s^2\lambda^2}{2}} \text{ for all } |s| < \frac{1}{\alpha}.$$

This definition asserts a *locally* sub-Gaussian property for sub-exponential r.v.s, where the MGF is bounded within a neighborhood of zero. However, the bound does not hold for large s . The following theorem provides equivalent characterizations of sub-exponentiality.

Theorem 2 (Characterizations of sub-exponentiality, Lemma 2.2 in [50]). Let X be a r.v. The following are equivalent:

1. There exists a positive constant h such that $Ee^{tX} < \infty$ for $|t| < h$.
2. There exists a positive constant a such that $Ee^{a|X|} < \infty$.
3. There exist positive constants b and c such that

$$P(|X| \geq x) \leq be^{-cx} \text{ for all } x > 0$$

If $EX = 0$, the above statements are each equivalent to the assertion:

4. There exist positive constants g and r such that $Ee^{tX} \leq e^{gt^2}$ for $|t| \leq r$.

The first characterization, known as *Cramér's condition*, serves as a fundamental criterion: A random variable is sub-exponential if its MGF exists in a neighborhood around zero. This criterion encompasses a broad class of light-tailed distributions with exponential decay in

their tail probabilities. It is particularly valuable in machine learning applications, where most real-world data tend to follow light-tailed distributions rather than heavy-tailed ones.

Theorem 3 (Concentration inequalities for sub-exponential sums; see Corollary 4.2 in [47]). *Let $\{X_i\}_{i=1}^n$ be independent zero-mean r.v.s. with $X_i \sim \text{subE}(\lambda_i, \alpha_i)$. Define*

$$\alpha := \max_{1 \leq i \leq n} \alpha_i > 0, \|\lambda\|_2 := \left(\sum_{i=1}^n \lambda_i^2\right)^{1/2} \text{ and } \bar{\lambda} := \left(\frac{1}{n} \sum_{i=1}^n \lambda_i^2\right)^{1/2}.$$

- (1). Closed under summation $\sum_{i=1}^n X_i \sim \text{subE}(\|\lambda\|_2, \alpha)$;
- (2). SubG+SubE decay

$$P\left(\frac{1}{n} \left| \sum_{i=1}^n X_i \right| \geq t\right) \leq 2e^{-\frac{1}{2} \left(\frac{nt^2}{\bar{\lambda}^2} \wedge \frac{nt}{\alpha}\right)} = \begin{cases} 2e^{-\frac{nt^2}{2\bar{\lambda}^2}}, & 0 \leq t \leq \frac{\bar{\lambda}^2}{\alpha} \\ 2e^{-\frac{nt}{2\alpha}}, & t > \frac{\bar{\lambda}^2}{\alpha} \end{cases}.$$

Specially, in Theorem 3(2) we have $P\left(\frac{1}{n} \left| \sum_{i=1}^n X_i \right| \geq \bar{\lambda} \sqrt{\frac{2s}{n}} + \alpha \cdot \frac{2s}{n}\right) \leq 2e^{-s}$, $\forall s \geq 0$ by considering two rates in $\left(\frac{nt^2}{\bar{\lambda}^2} \wedge \frac{nt}{\alpha}\right)$ separately.

A comprehensive review of concentration inequalities for machine learning applications can be found in [47]. For contextual bandits, however, relying solely on concentration inequalities for summation is insufficient [21,23,51]. These problems often require inequalities that provide tight control over deviations of empirical processes or bounds on the expectation of maxima. Notable tools include the Dvoretzky–Kiefer–Wolfowitz (DKW) inequality (11), which provides uniform bounds for empirical distribution functions.

Alternative bounds can sometimes outperform traditional inequalities. For example, Anderson’s bound offers a tighter alternative to Hoeffding’s inequality in [52]. More recently, Waudby-Smith and Ramdas [53] introduced a betting-based method for deriving confidence intervals, enhancing the accuracy of mean estimation for bounded random variables. Lastly, while independence is a common assumption in many inequalities, concentration results such as Azuma’s and McDiarmid’s inequalities extend to dependent data through martingale-difference assumptions. These results are particularly useful in contextual bandit algorithms and other settings involving complex stochastic dependencies [54].

2.3. Why Prefer Non-Asymptotic Confidence Intervals in Bandit Problems?

The classical limit theory in probability [55] provides powerful tools for large-sample analysis of estimators, often represented as sums of independent random variables. For instance, in bandit problems, asymptotic regret analysis for large T , as established in [29].

Asymptotic Confidence Intervals

The law of large numbers (LLN) and the central limit theorem (CLT) form the cornerstone of classical asymptotic analysis. Mathematically, let us consider i.i.d. r.v.s X_1, \dots, X_n drawn from a distribution P on \mathbb{R} , where both $\mu = E[X_i]$ and $\sigma^2 = \text{Var}(X_i)$ are finite. LLN provides fundamental insights into the convergence behavior of the sample mean. The *weak law of large numbers* (WLLN) states that \bar{X}_n converges in probability to μ ($\bar{X}_n \xrightarrow{P} \mu$) as the sample size n approaches infinity, i.e.,

$$\lim_{n \rightarrow \infty} P(|\bar{X}_n - \mu| < \epsilon) = 1, \forall \epsilon > 0.$$

The *strong law of large number* (SLLN) strengthens WLLN by asserting that \bar{X}_n converges to μ almost surely:

$$P\left(\lim_{n \rightarrow \infty} \bar{X}_n = \mu\right) = 1.$$

When $\sigma^2 < \infty$, the *central limit theorem* (CLT) describes the asymptotic distribution of the normalized sample mean:

$$\sqrt{n} \left(\frac{\bar{X}_n - \mu}{\sigma} \right) \xrightarrow{d} N(0, 1),$$

where \xrightarrow{d} denotes convergence in distribution, i.e., $\lim_{n \rightarrow \infty} P\left(\sqrt{n} \left(\frac{\bar{X}_n - \mu}{\sigma} \right) \leq u\right) = \Phi(u)$, where $\Phi(u) = P(Z \leq u)$ is the cumulative distribution function of the standard normal distribution. The CLT implies that for sufficiently large n , the tail probabilities of the standardized sample mean can be approximated using the standard normal distribution

$$P\left(\sqrt{n} \left| \frac{\bar{X}_n - \mu}{\sigma} \right| > u\right) \approx P(|Z| > u) = 2\Phi(-u), \quad Z \sim N(0, 1).$$

By selecting $u = 1.96$, we obtain the familiar 95% confidence interval

$$\mu \in [\bar{X}_n \pm 1.96\sigma / \sqrt{n}].$$

Such intervals reflect the classical efficiency criterion established by Fisher in his early work [40], which defines efficient statistics as “those which, when derived from large samples, tend to a normal distribution with the least possible standard deviation”.

Challenges with Asymptotic Methods

In the era of computer-age statistical inference [56], there has been a resurgence of interest in analyzing rigorous error bounds with high probability for desired learning procedures [57,58]. These methods are particularly relevant when the sample size is small due to measurement constraints or when computational resources limit the use of large samples. Such scenarios have motivated modern statisticians to shift their focus from asymptotic analysis to non-asymptotic analysis; see [59–65].

To illustrate the strengths and limitations of classical methods, consider a sequence of i.i.d. r.v.s $\{X_i\}_{i=1}^n$ drawn from $N(\mu, \sigma^2)$. Owing to the additive properties of the normal distribution, the sample mean $\bar{X}_n \sim N(\mu, \sigma^2/n)$ is itself normally distributed. This exact distribution allows us to construct a confidence interval for μ with a precise coverage probability for any sample size n is $[\bar{X}_n \pm 1.96\sigma / \sqrt{n}]$. This result is a direct consequence of the properties of the Gaussian distribution and does not rely on asymptotic approximations.

However, the assumption of Gaussian data is often too restrictive in real-world applications. Practical data may deviate from normality due to skewness, heavy tails, or other distributional irregularities. When the data are non-Gaussian, and only the mean μ and variance σ^2 are known (or σ^2 is unknown but we have the estimator $\hat{\sigma}^2 \xrightarrow{p} \sigma^2$), the CLT can still be invoked to provide an approximate confidence interval for large n :

$$\left[\bar{X}_n \pm 1.96 \frac{\sigma}{\sqrt{n}} \right] \quad \text{or} \quad \left[\bar{X}_n \pm 1.96 \frac{\hat{\sigma}}{\sqrt{n}} \right].$$

The coverage probability of this interval approaches 95% asymptotically as $n \rightarrow \infty$. However, for finite n , the exact coverage probability is no longer guaranteed, reflecting the limitations of asymptotic methods.

This result highlights the limitations of asymptotic confidence intervals for finite sample sizes. In practical scenarios, data distributions are often unknown, and relying solely on asymptotic approximations may lead to inaccurate coverage probabilities. Non-asymptotic methods, especially concentration inequalities, provide an alternative by offering confidence bounds that hold for any sample size and under weaker distributional assumptions. To illustrate this approach, we revisit Hoeffding’s inequality, which offers a non-asymptotic confidence interval for bounded r.v.s.

Example 10 (Hoeffding’s inequality works for confidence intervals). For i.i.d. X_i ’s with $a \leq X_i \leq b$, Hoeffding inequality gives

$$P\left(\mu_0 \in \left[\bar{X}_n - \frac{b-a}{\sqrt{2}} \sqrt{\frac{1}{n} \log\left(\frac{2}{\delta}\right)}, \bar{X}_n + \frac{b-a}{\sqrt{2}} \sqrt{\frac{1}{n} \log\left(\frac{2}{\delta}\right)}\right]\right) \geq 1 - \delta.$$

Let us examine Bernoulli samples $\{X_i\}_{i=1}^n \stackrel{\text{i.i.d.}}{\sim} \text{Ber}(1/2)$, with $0 \leq X_i \leq 1$ and $\text{Var}X_i = 1/4$. Put $\delta = 0.05$, for any sample size n , Hoeffding’s inequality gives

$$P\left(\mu_0 \in \left[\bar{X}_n - \frac{1.36}{\sqrt{n}}, \bar{X}_n + \frac{1.36}{\sqrt{n}}\right]\right) \geq 95\%,$$

which is sharp in the rate but not the constant in comparison with the normal approximated CI:

$$\lim_{n \rightarrow \infty} P\left(\mu_0 \in \left[\bar{X}_n - \frac{0.98}{\sqrt{n}}, \bar{X}_n + \frac{0.98}{\sqrt{n}}\right]\right) = 95\%.$$

This example raises crucial questions about the CIs under non-asymptotic settings:

- **Q1.** For a finite sample, what happens if the data are non-Gaussian and unbounded?

We expect that concentration inequalities provide valid bounds

$$P(\mu \in [\hat{L}_n, \hat{U}_n]) \geq 1 - \delta,$$

requiring no assumptions about densities but relying instead on a few moment conditions. Addressing this question is essential because practical scenarios often involve finite samples drawn from distributions that may exhibit significant deviations from normality.

- **Q2.** What if n is extremely small? How to obtain practical, robust, and tight mean bounds

$$P(\mu \in [\hat{L}_n, \hat{U}_n]) \geq 1 - \delta$$

with minimal assumptions?

These questions are particularly critical in bandit problems, where decisions must be made in real-time under limited data. Concentration inequalities, such as those for sub-Gaussian or sub-exponential distributions, offer tools to construct confidence intervals that are valid for small samples. Using results from Theorem 1 or Theorem 3, these non-asymptotic intervals enable statistical inference even in challenging small-sample settings. These intervals enable the exploration–exploitation trade-off fundamental to bandit problems, where uncertainty quantification directly impacts algorithmic choices.

3. Bandit Algorithms

To achieve minimal regret defined in (1), the agent must resolve the exploration–exploitation dilemma. Specifically, the agent must decide whether to “exploit” the current information by pulling the arm with the highest known average reward to maximize immediate payoff or to “explore” arms with greater uncertainty, which may lead to discovering a better strategy and securing higher returns in the long run.

Let v be a stochastic bandit and define $\Delta_k(v) = \mu^*(v) - \mu_k(v)$ as the *suboptimality gap* of action k . Let $S_k(t) = \sum_{s=1}^t I\{A_s = k\}$ represent the number of times arm k has been selected up to round t . The cumulative regret can be decomposed as follows, which is useful to derive the regret upper bounds.

Lemma 6 (Regret decomposition lemma). For any policy π and stochastic bandit v , we have

$$\text{Reg}_T(\pi, v) = \sum_{a \in \mathcal{A}} \Delta_a(v) E[S_a(T)] \text{ for finite or countable } \mathcal{A}, T \in \mathbb{N}.$$

Proof. For any fixed t , we have $\sum_{a \in \mathcal{A}} I\{A_t = a\} = 1$. Hence, the sum of rewards is $S_n = \sum_{t=1}^T X_t = \sum_{t=1}^T \sum_{a \in \mathcal{A}} X_t I\{A_t = a\}$, and thus

$$\begin{aligned} \text{Reg}_T(\pi, v) &= T\mu_{k^*} - E \sum_{t=1}^T X_t = \sum_{a \in \mathcal{A}} \sum_{t=1}^T E[E[(\mu^* - X_t)I\{A_t = a\} \mid A_t]] \\ &= \sum_{a \in \mathcal{A}} \sum_{t=1}^T E[I\{A_t = a\} \Delta_a(v)] = \sum_{a \in \mathcal{A}} \Delta_a(v) E \sum_{t=1}^T I\{A_t = a\}. \end{aligned}$$

where the expected reward in round t conditioned on A_t is μ_{A_t} ,

$$\begin{aligned} E[(\mu^* - X_t)I\{A_t = a\} \mid A_t] &= I\{A_t = a\} E[\mu^* - X_t \mid A_t] \\ &= I\{A_t = a\} (\mu^* - \mu_{A_t}) = I\{A_t = a\} (\mu^* - \mu_a) = I\{A_t = a\} \Delta_a(v). \end{aligned}$$

□

A regret upper bound is referred to as problem-independent if it depends solely on the underlying distributional assumptions, without explicitly involving the individual gap $\Delta_a(v)$ for each action. Conversely, a bound is termed problem-dependent if it explicitly relies on the specific values of $\{\Delta_a(v)\}_{a \in \mathcal{A}}$. In the following sections, we will introduce several widely used algorithms designed to address this issue effectively.

3.1. Explore-Then-Commit Algorithm

As discussed earlier, the MAB problem is the most classical and simplified framework of bandit problems. It serves as a foundation for understanding the exploration–exploitation trade-off under uncertainty. Leveraging concentration inequalities, we aim to construct robust confidence bounds for decision-making in MAB settings. These bounds not only quantify uncertainty but also guide the selection of actions to balance exploration and exploitation effectively.

To recap, in the MAB problem, at each time step $t \in [T]$, the agent selects the arm $A_t \in [K]$ and receives a reward $\{r_k(t)\}_{t \in [T]}$ drawn from an unknown distribution P_k (assuming the k -th arm is selected). This $r_k(t)$ is characterized by conditional reward $r_{A_t}(t)$ on the random action $A_t = k$:

$$r_k(t) = r_{A_t}(t) \mid \{A_t = k\} \quad (\text{or denoted by } X_t \mid \{A_t = k\}), \quad (16)$$

with $E[r_{A_t}(t) \mid A_t] = \mu_{A_t}(v)$ and $X_t = r_{A_t}(t)$ with the RL notation in Section 1.1.

Assuming that the optimal arm is denoted by k^* , from Section 1.1, the criterion for the optimal sequence of actions $\{A_t\}_{t \in [T]}$ is to minimize the cumulative regret defined in (1), which could be rewritten as

$$\text{Reg}_T(r, v) := T\mu_{k^*} - E \left[\sum_{t=1}^T X_t \right] = T\mu_{k^*} - E \left[\sum_{t=1}^T E[X_t \mid A_t] \right] = E \left[\sum_{t=1}^T (\mu_{k^*}(v) - \mu_{A_t}(v)) \right].$$

The basic idea of the Explore-Then-Commit (ETC) algorithm is to divide the search process for the optimal arm in the MAB problems into two distinct phases: the exploration phase and the exploitation phase.

- In the exploration phase, the algorithm pulls each arm a fixed number of times to estimate its expected reward.
- In the exploitation phase, the algorithm selects the arm with the highest estimated reward based on exploration results and continues to select it.

Specifically, the ETC algorithm is described as follows: the algorithm conducts m rounds of exploration for each arm during the exploration phase. When $t \leq mK$, that is, during the first mK selections, each of the K arms is pulled once per round according to a certain rule.

After $t > mK$, the algorithm will always select the arm that performed the best during the exploration phase. Let $\hat{\mu}_k(t)$ be the average reward for selecting arm k after t rounds:

$$\hat{\mu}_k(t) = \frac{1}{S_k(t)} \sum_{s=1}^t I\{A_s = k\} r_k(s).$$

The pseudocode of the ETC algorithm is shown in Algorithm 1.

Algorithm 1 Explore-then-Commit (ETC)

- 1: **Input:** Total arms K , number of exploration steps m , horizon $T > mK$.
- 2: In round t choose arm:

$$A_t = \begin{cases} (t \bmod K) + 1 & \text{if } t \leq mK \\ \arg \max_{k \in [K]} \hat{\mu}_k(mK) & \text{if } t > mK \end{cases}$$

Regarding the regret of the ETC algorithm, we have the following Theorem 4.

Theorem 4. *When ETC is interacting with any $v := \text{subG}(1)$ bandit and $1 \leq m < T/K$, the regret of ETC satisfies*

$$\text{Reg}_T(r, v) \leq \underbrace{m \sum_{i=1}^K \Delta_i}_{\text{exploration}} + \underbrace{(T - mK) \sum_{i=1}^K \Delta_i e^{-m\Delta_i^2/4}}_{\text{exploitation}}. \quad (17)$$

where $\Delta_k = \mu_{k^*} - \mu_k$ represents the expected reward gap between the optimal arm and the arm k .

Proof. Without loss of generality, $\mu_1 = \mu_{k^*} = \max_i \mu_i$. Regret decomposition gives

$$\text{Reg}_T(\pi, v) = \sum_{i=1}^K \Delta_i \text{ES}_i(T).$$

In the first mK rounds: the policy is deterministic; choose each action exactly m times.

In remaining $T - mK$ rounds: $A_t = \arg \max_{i \in [K]} \hat{\mu}_i(mK)$ for $T \geq t > mK$, then

$$\begin{aligned} \text{ES}_i(T) &= E \sum_{s=1}^T I\{A_s = i\} = \sum_{s=1}^{mK} I\{A_s = i\} + (T - mK)P(A_t = i) \\ &\leq m + (T - mK)P(\hat{\mu}_i(mK) \geq \max_{j \neq i} \hat{\mu}_j(mK)). \end{aligned}$$

Since $\{A_t = i\} \subset \{\hat{\mu}_i(mK) \geq \max_{j \neq i} \hat{\mu}_j(mK)\}$. The probability on the right-hand side

$$\begin{aligned} P(\hat{\mu}_i(mK) \geq \max_{j \neq i} \hat{\mu}_j(mK)) &\leq P(\hat{\mu}_i(mK) \geq \hat{\mu}_1(mK)) \\ &= P(\hat{\mu}_i(mK) - \mu_i - (\hat{\mu}_1(mK) - \mu_1) \geq \Delta_i). \end{aligned}$$

Since $S_i(mK) = m$, and $\hat{\mu}_i(mK) := \frac{1}{S_i(mK)} \sum_{\tau=1}^{mK} I_{\{A_\tau=i\}} X_\tau = \frac{1}{m} \sum_{\tau=1}^{mK} I_{\{A_\tau=i\}} X_\tau$, it gives

$$\hat{\mu}_i(mK) - \mu_i - (\hat{\mu}_1(mK) - \mu_1) \sim \text{subG}(1/m) + \text{subG}(1/m) \stackrel{d}{=} \text{subG}(2/m).$$

Since $P(\hat{\mu}_i(mK) - \mu_i - \hat{\mu}_1(mK) + \mu_1 \geq \Delta_i) \leq e^{-m\Delta_i^2/4}$ by sub-Gaussian concentration inequality (14), it gives

$$\text{Reg}_T(\pi, v) \leq \sum_{i=1}^K \Delta_i [m + (T - mK)e^{-m\Delta_i^2/4}] \leq m \sum_{i=1}^K \Delta_i + (T - mK) \sum_{i=1}^K \Delta_i e^{-m\Delta_i^2/4}.$$

□

For fixed m , $\text{Reg}_T(\pi, v)$ is linear in T . If $K = 2$ with $k^* = 1$ and $\Delta_1 = 0$ and $\Delta := \Delta_2$, so $\text{Reg}_T(\pi, v) \leq m\Delta + (T - 2m)\Delta \exp(-m\Delta^2/4) \leq m\Delta + T\Delta \exp(-m\Delta^2/4)$. The regret bounds are separated into exploration and exploitation terms by first conducting sufficient trials on all arms to gather information and then using these data to make decisions that optimize long-term rewards. An optimal $m = \max\left\{1, \left\lceil \frac{4}{\Delta^2} \log\left(\frac{T\Delta^2}{4}\right) \right\rceil\right\}$ gives

$$\text{Reg}_T(\pi, v) \leq \Delta + O(\sqrt{T}),$$

see Section 6.1 of [21]. The $O(\sqrt{T})$ is the rate of CLT for the sum of T independent r.v.s.

In the ETC framework, the action A_t is independent of the history H_{t-1} and depends only on the history observed up to the exploration phase, H_{mK} . In the following subsection, we consider a scenario where A_t is closely tied to the updated estimates $\hat{\mu}_k(t-1)$. This approach emphasizes exploitation more effectively compared with relying solely on the estimates $\hat{\mu}_k(mK)$ obtained at the conclusion of the exploration phase.

It is worth noting that Algorithm 1 includes the pre-determined horizon T as an input, which might give the impression that the algorithm is *horizon-dependent* rather than *anytime*. While this may seem like a limitation, the design of *anytime* MAB algorithms does not require substantial modifications. The well-established *doubling trick* is a common technique to convert horizon-dependent algorithms into anytime algorithms with comparable guarantees (see Section 6.2 in [21]). Specifically, the *Exponential Doubling Trick* can preserve the problem-dependent regret bounds shown in all MAB algorithms discussed in this review (see Theorems 7 and 9 in [66]).

Similarly, as emphasized at the beginning of Section 8 in [21], we maintain our focus on algorithms with pre-determined horizons for MAB problems, as many studies continue to prioritize algorithms designed with horizon T in their inputs rather than explicitly constructing *anytime* versions.

3.2. Upper Confidence Bound Algorithm

The Upper Confidence Bound (UCB) algorithm is a strategy that remains optimistic under uncertainty (see [67,68]). The core of the algorithm lies in using the data observed so far to assign a value to each arm, called the upper confidence bound, which is a high-probability upper estimate of the unknown mean.

At time t , the estimate of $\mu_k(v)$ is based on information from previous steps $s = 1, 2, \dots, t-1$. Using probability techniques (concentration inequalities or Gaussian approximations), a non-asymptotic $100(1 - \alpha)\%$ confidence interval is derived:

$$\mu_k(v) \in [\hat{\mu}_k(t-1) - c_k(t-1), \hat{\mu}_k(t-1) + c_k(t-1)].$$

$c_k(t-1)$ represents the confidence bound, measuring the uncertainty in $\hat{\mu}_k(t-1)$. Statistically, this means estimating the potential reward of each option using CIs and quantifying the confidence in these estimates, for example, by using a 95% CI. Based on this, the algorithm selects the option with the largest upper bound of CI, defined as

$$A_t = \arg \max_{k \in [K]} \{\hat{\mu}_k(t-1) + \hat{c}_k(t-1)\}, \quad (18)$$

where $\hat{c}_k(t-1)$ is the estimation of half width $c_k(t-1)$ of CI using the information up to round $t-1$ from the data.

Therefore, the selected option is the one that maximizes the sum of the current estimated reward (exploitation by evaluating the empirical mean reward of different arms) and the half-width of the confidence interval (exploration by confidentially trying out different arms). As the number of trials increases, the confidence interval gradually narrows and shrinks to its true mean, making the selection decision more reliable. The pseudocode for the UCB algorithm is presented in Algorithm 2.

Algorithm 2 Upper Confidence Bound (UCB)

-
- 1: **Input:** K, T
 - 2: **for** $t = 1, \dots, T$ **do**
 - 3: choose $A_t = \arg \max_{k \in [K]} \{\hat{\mu}_k(t-1) + \hat{c}_k(t-1)\}$.
 - 4: receive reward and update the UCB.
 - 5: **end for**
-

Assuming the independent rewards $\{X_i\}_{i=1}^n$ follow subG(1) distribution with mean μ , using the sub-Gaussian concentration inequality (14), we can derive

$$P\left(\mu \leq \bar{X}_n + \sqrt{\frac{2 \log(1/\delta)}{n}}\right) \geq 1 - \delta, \delta \in (0, 1). \quad (19)$$

At decision round t , let the agent have obtained $S_k(t-1)$ samples from arm k , with the corresponding empirical mean reward denoted by $\hat{\mu}_k(t-1)$. Utilizing the expression in (19), the UCB for the reward associated with arm k is given by

$$\text{UCB}_k(t-1, \delta) = \begin{cases} \infty & \text{if } S_k(t-1) = 0 \\ \hat{\mu}_k(t-1) + \sqrt{\frac{2 \log(1/\delta)}{S_k(t-1)}} & \text{otherwise.} \end{cases} \quad (20)$$

The pseudocode of the algorithm is in Algorithm 3.

Algorithm 3 Sub-Gaussian UCB

-
- 1: **Input:** K, T , and δ .
 - 2: **for** $t = 1, \dots, T$ **do**
 - 3: choose $A_t = \arg \max_{k \in [K]} \text{UCB}_k(t-1, \delta)$.
 - 4: receive reward and update the UCB.
 - 5: **end for**
-

Regarding the regret of the UCB algorithm, we have the following Theorem 5.

Theorem 5 (Theorem 7.2 in [21]). *For $S_k(t-1) \geq 1$, pull $A_t = \arg \max_{k \in [K]} \text{UCB}_k(t-1, \delta)$ if $v = \text{subG}(1)$. Let $\Delta_a := \mu_{k^*} - \mu_a$ be the suboptimality gap of action a . Let $\delta = 1/T^2$, then $\text{Reg}_T(\pi, v) \leq 3 \sum_{i=1}^K \Delta_i + \sum_{k: \Delta_i > 0} \frac{16 \log T}{\Delta_k}$ (problem-dependent bound) and*

$$\text{Reg}_T(\pi, v) \leq \underbrace{3 \sum_{k=1}^K \Delta_k}_{\text{exploration}} + \underbrace{8 \sqrt{TK \log T}}_{\text{exploitation}} \quad (\text{problem-independent bound}).$$

The detailed proof can be found in Appendix A. However, the proof lacks intuitive insight from the machine learning, potentially making it daunting for readers. To provide more clarity, we present an alternative approach inspired by the excess risk bound decomposition (e.g., Theorem 36.1 in [21] and Theorem 1 in [13]). In what follows, we summarize a general and practical regret decomposition for the UCB algorithm, offering a more structured and comprehensible framework.

Lemma 7 (Regret decomposition lemma for UCB algorithms). *For any UCB algorithms such that $A_t = \arg \max_{k \in [K]} \text{UCB}_k(t-1, \delta)$, we have*

$$\text{Reg}_T(\pi, v) \leq E \sum_{t=1}^T [\mu_{k^*} - \text{UCB}_{k^*}(t-1, \delta) + \text{UCB}_{A_t}(t-1, \delta) - \mu_{A_t}].$$

Proof. $-\text{Reg}_T(\pi, v)$ is similar to the excess risk of the empirical risk minimization in machine learning (see Remark 11 below). Similarly, we have

$$\begin{aligned}
\text{Reg}_T(\pi, v) &= E \sum_{t=1}^T (\mu_{k^*} - \mu_{A_t}) \\
&= E \left[\sum_{t=1}^T \mu_{k^*} - \text{UCB}_{k^*}(t-1, \delta) + \text{UCB}_{k^*}(t-1, \delta) - \text{UCB}_{A_t}(t-1, \delta) + \text{UCB}_{A_t}(t-1, \delta) - \mu_{A_t} \right] \\
&\leq E \sum_{t=1}^T [\mu_{k^*} - \text{UCB}_{k^*}(t-1, \delta) + \text{UCB}_{A_t}(t-1, \delta) - \mu_{A_t}],
\end{aligned}$$

where the inequality is due to the optimal action $\text{UCB}_{k^*}(t-1, \delta) - \text{UCB}_{A_t}(t-1, \delta) \leq 0$. \square

The regret decomposition in Lemma 7 shares a conceptual parallel with the excess risk decomposition in statistical learning theory. In the context of UCB, regret is decomposed into the difference between the optimal arm and the selected arm, reflecting the trade-off between exploration and exploitation. Similarly, in statistical learning theory, the excess risk is broken down into generalization error, optimization error, and concentration error, as shown in the following example.

Example 11 (Decomposition in Statistical Learning Theory). *We assume that $\{(X_i, Y_i)\}_{i=1}^n$ represents a sequence of i.i.d. r.v.s taking values in $\mathbb{R}^d \times \mathbb{R}$, with each pair (X_i, Y_i) being an independent copy of the r.v. (X, Y) . Let the loss function be denoted by $l(y, x, \theta)$, where $y \in \mathbb{R}$ represents the output variable, $x \in \mathbb{R}^d$ is the input variable, and $\theta \in \Theta$, with $\Theta \subset \mathbb{R}^d$ being the hypothesis space. We define the expected risk as $\mathcal{R}(\theta) := E[l(Y, X, \theta)]$, and the empirical risk as $\widehat{\mathcal{R}}(\theta) := \frac{1}{n} \sum_{i=1}^n l(Y_i, X_i, \theta)$. Let the true parameter be $\theta^* \in \arg \inf_{\theta \in \Theta} \mathcal{R}(\theta')$, and the empirical risk minimizer be $\widehat{\theta} \in \arg \min_{\theta \in \Theta} \widehat{\mathcal{R}}(\theta)$. The excess risk is decomposed as*

$$\begin{aligned}
\mathcal{R}(\widehat{\theta}) - \mathcal{R}(\theta^*) &= \{\mathcal{R}(\widehat{\theta}) - \widehat{\mathcal{R}}(\widehat{\theta})\} + \{\widehat{\mathcal{R}}(\widehat{\theta}) - \widehat{\mathcal{R}}(\theta^*)\} + \{\widehat{\mathcal{R}}(\theta^*) - \mathcal{R}(\theta^*)\} \\
&=: \text{generalization error} + \text{optimization error} (\leq 0) + \text{concentration error} \\
&\leq \{\mathcal{R}(\widehat{\theta}) - \widehat{\mathcal{R}}(\widehat{\theta})\} + \{\widehat{\mathcal{R}}(\theta^*) - \mathcal{R}(\theta^*)\} \leq 2 \sup_{\theta \in \Theta} |\widehat{\mathcal{R}}(f_\theta) - \mathcal{R}(f_\theta)|.
\end{aligned}$$

In Appendix B, we present an alternative proof of the $O(K + \sqrt{KT \log T})$ -regret bound for UCB, utilizing the method outlined in Lemma 7 and Example 11.

3.3. The Minimax Lower Bound in Instance-Dependent MAB Problems

For the UCB algorithm of MAB problems, a fundamental question arises: Is the obtained regret rate of $O(\sqrt{KT \log T})$ for the exploitation term in the upper bound of regret, as stated in Theorem 5, truly optimal? The answer to this question has profound implications for both theory and practice in statistical learning and decision-making under uncertainty. To answer it, we turn to the establishment of a *minimax lower bound* on the regret, a cornerstone concept from non-parametric statistical theory [69].

Definition 4 (Minimax regret). *Let \mathcal{E} be a set of stochastic bandits and π be a policy. The worst-case regret is $\text{Reg}_T(\pi, \mathcal{E}) = \sup_{v \in \mathcal{E}} \text{Reg}_T(\pi, v)$. Let Π be the set of all policies. The minimax regret is*

$$\text{Reg}_T^*(\mathcal{E}) = \inf_{\pi \in \Pi} \text{Reg}_T(\pi, \mathcal{E}) = \inf_{\pi \in \Pi} \sup_{v \in \mathcal{E}} \text{Reg}_T(\pi, v).$$

A policy is called *minimax optimal* for \mathcal{E} if $\text{Reg}_T(\pi, \mathcal{E}) = \text{Reg}_T^*(\mathcal{E})$.

Understanding the minimax lower bound serves several critical purposes:

- *Optimality.* Establishing a minimax lower bound allows us to rigorously demonstrate that no algorithm can achieve a better regret rate in the worst-case setting. This is crucial for confirming that the sub-Gaussian UCB algorithm is not just efficient within the class of all possible algorithms.
- *Informative lower bounds.* Lower bounds often provide deeper insights than upper bounds because they highlight the intrinsic difficulty of the problem itself, independent

of any specific algorithm. They serve as a benchmark for assessing the performance of existing and future algorithms.

- *Problem complexity.* By identifying the fundamental challenges and limitations in the problem through lower bounds, we gain valuable insight into what makes the problem hard. This understanding is essential for designing new algorithms that can effectively address these challenges and to advance the theoretical foundations of machine learning.

3.3.1. A Lower Bound on the Minimax Regret for Sub-Gaussian Bandits

For specific environment classes \mathcal{E} , explicit minimax lower bounds provide critical insights into the limitations of any algorithm. The minimax lower bound in Theorem 6 offers a theoretical benchmark on the best possible performance achievable in the worst-case scenario for sub-Gaussian rewards.

Theorem 6 (Theorem 15.1 in [21]). *Let $K > 1, T \geq K - 1$. Given $\mu := (\mu_1, \dots, \mu_K)^T \in \mathbb{R}^K$, let v_μ be the Gaussian bandit for which the i -th arm has reward $N(\mu_i, 1)$. For any π , there exists a $\mu \in [0, 1]^K$ such that*

$$\text{Reg}_T(\pi, \mathcal{E}) = \sup_{v \in \mathcal{E}} \text{Reg}_T(\pi, v) \geq \text{Reg}_T(\pi, v_\mu) \geq 27^{-1} \sqrt{(K-1)T},$$

for the sub-Gaussian environment \mathcal{E} . Further, $\text{Reg}_T^*(\mathcal{E}) = \inf_{\pi \in \Pi} \text{Reg}_T(\pi, \mathcal{E}) \geq 27^{-1} \sqrt{(K-1)T}$.

For the UCB algorithm in Algorithm 3, the regret rate with factor $\sqrt{\log T}$ does not meet this minimax lower bound, indicating that there is room for improvement in its design. Specifically, while Algorithm 3 is widely used, it is not minimax optimal, which motivates the need for algorithms that can close this gap and achieve performance closer to the theoretical lower limit. To address this, we explore an extended version of the UCB algorithm in the next subsection. This extension is designed to match the minimax lower bound in Theorem 6, up to a constant factor, providing a step toward optimal algorithm design in bandit problems.

3.3.2. Minimax Optimal Strategy in the Stochastic Case

MOSS (Minimax Optimal Strategy in the Stochastic case, [70]) is an algorithm designed to minimize regret in the worst-case scenario, specifically tailored for MAB problems in stochastic environments. The core idea of MOSS lies in constructing confidence intervals, where the confidence level depends on each arm's historical number of pulls, the time horizon T , and the number of arms K . This approach avoids over-exploration or premature exploitation, thus maintaining a balance between exploration and exploitation throughout the process to achieve minimax regret under subG(1) rewards. [70] replaced the factor $\log(1/\delta)$ in (20) with $\delta = T^{-2}$ by an adaptive factor $\log^+ \left(\frac{T}{KS_k(t-1)} \right)$, and proved that the MOSS algorithm attains the minimax lower bound in Theorem 6; see [68] for more details.

This advancement underscores the importance of carefully designing the exploration component in bandit algorithms. By tuning the exploration function to more precisely reflect the uncertainty and potential of underexplored arms, MOSS effectively balances exploration and exploitation. This balance is crucial to minimize regret and achieve optimal performance over the time horizon.

Using Doob's submartingale inequality, Theorem 9.1 in [21] obtained the following regret bound of the MOSS algorithm.

Theorem 7. *For any $v = \text{subG}(1)$ bandit, the regret of the MOSS algorithm 4 satisfies*

$$\text{Reg}_T(\pi, v) \leq 39\sqrt{KT} + \sum_{k=1}^K \Delta_k. \quad (21)$$

According to Theorem 6, Algorithm 4 with the regret bound (21) achieves the minimax optimality.

Algorithm 4 Minimax Optimal Strategy in the Stochastic case (MOSS)

- 1: **Input:** K, T .
- 2: Choose each arm once.
- 3: Subsequently choose:

$$A_t = \arg \max_{k \in [K]} \left(\hat{\mu}_k(t-1) + \sqrt{\frac{4}{S_k(t-1)} \log^+ \left(\frac{T}{KS_k(t-1)} \right)} \right)$$

where $\log^+(x) = \log \max\{1, x\}$.

3.4. Thompson Sampling Algorithm

Thompson Sampling (TS, [71]) is an algorithm based on Bayesian inference originating from [72]. The core idea is to continuously update the posterior distribution of each arm's reward using historical data and to sample from this distribution to decide the next action.

During the first K steps, the algorithm plays each arm $k \in [K]$ once and updates the estimated average reward $\hat{\mu}_k(K+1)$ for each k . In subsequent steps $t = K+1, \dots, T$, the algorithm samples instances $\theta_k(t)$ for all $k \in [K]$ from a certain distribution $F(\hat{\mu}_k(t-1), \hat{\sigma}_k^2(t-1))$ with empirical mean $\hat{\mu}_k(t-1)$ and empirical variance $\hat{\sigma}_k^2(t-1)$ under information at time step $t-1$. The algorithm then selects the arm that maximizes $\theta_k(t)$. The average reward $\hat{\mu}_k(t)$, reward variance $\hat{\sigma}_k^2(t)$, and the number of pulls $S_k(t)$ for arm $k \in [K]$ are subsequently updated. The pseudocode of the TS algorithm is presented as Algorithm 5.

Algorithm 5 Thompson Sampling (TS)

- 1: **Input:** K, T .
 - 2: **Initialization:** Play arm once and set $S_k(K+1) = 1$; let $\hat{\mu}_k(K+1)$ be the average reward estimation of arm k .
 - 3: **for** $t = K+1, K+2, \dots, T$ **do**
 - 4: **for** all $k \in [K]$ **do**
 - 5: Sample $\theta_k(t) \sim F(\hat{\mu}_k(t-1), \hat{\sigma}_k^2(t-1))$.
 - 6: **end for**
 - 7: Choose arm $A_t = \arg \max_{k \in [K]} \theta_k(t)$ and observe the reward r_t .
 - 8: **for** all $k \in [K]$ **do**
 - 9: $\hat{\mu}_k(t) = \frac{S_k(t-1) \cdot \hat{\mu}_k(t-1) + r_t I\{A_t=k\}}{S_k(t-1) + I\{A_t=k\}}$, $\hat{\sigma}_k^2(t) = \frac{(S_k(t-1)-1) \cdot \hat{\sigma}_k^2(t-1) + (r_t - \hat{\mu}_k(t-1))^2 \cdot I\{A_t=k\}}{S_k(t-1) + I\{A_t=k\} - 1}$.
 - 10: $S_k(t) = S_k(t-1) + I\{A_t = k\}$.
 - 11: **end for**
 - 12: **end for**
-

When F is a Gaussian distribution, consider that the prior distribution of the reward for arm k is $\mu_k \sim N(0, 1)$ with known variance. The reward $r_k(t)$ of arm k at time t

$$r_k(t) \sim N(\mu_k, 1).$$

Then the posterior for arm k after time step $t-1$ is given by the normal distribution $N(\hat{\mu}_k(t-1), \hat{\sigma}_k^2(t-1))$, where

$$\hat{\mu}_k(t-1) = \frac{\sum_{s=1}^{t-1} I(A_s = k) r_k(s)}{1 + \sum_{s=1}^{t-1} I(A_s = k)}, \quad \hat{\sigma}_k^2(t-1) = \frac{1}{1 + \sum_{s=1}^{t-1} I(A_s = k)}. \quad (22)$$

This leads to Algorithm 6.

Algorithm 6 Gaussian TS

```

1: Input:  $K, T$ .
2: for  $t = 1, 2, \dots, T$  do
3:   for  $k = 1, 2, \dots, K$  do
4:     Sample  $\tilde{\mu}_k(t) \sim N(\hat{\mu}_{t-1}(a), \hat{\sigma}_k^2(t-1))$  according to (22).
5:   end for
6:   Let  $A_t = \arg \max_{k \in [K]} \tilde{\mu}_k(t)$ .
7:   Pull arm  $A_t$  and observe reward  $r_k(t)$ .
8: end for

```

Specifically, for the case of binary rewards, it can be assumed that the prior distribution of the rewards follows a Beta distribution, while the reward distribution for each arm follows a Bernoulli distribution. We have

$$\mu_k \sim \text{Beta}(1, 1), \quad r_k(t) \sim \text{Bernoulli}(\mu_k).$$

After each pull of arm k , the observed reward $\tilde{\mu}_t(k)$ is used to update its posterior distribution. The posterior distribution of arm k at time $t - 1$ is given by

$$\text{Beta}(1 + S_k^1(t-1), 1 + S_k^0(t-1)),$$

where $S_k^y(t-1) = \sum_{s=1}^{t-1} I\{A_s = k\} I\{r_k(s) = y\}$ denotes the number of times arm k has received reward $y \in \{0, 1\}$ by time step $t - 1$. The pseudocode for the Beta TS algorithm is presented as Algorithm 7.

Algorithm 7 Beta TS

```

1: Input:  $K, T$ .
2: for  $t = 1, 2, \dots, T$  do
3:   for  $k = 1, 2, \dots, K$  do
4:     Sample  $\tilde{\mu}_k(t) \sim \text{Beta}(1 + S_k^1(t-1), 1 + S_k^0(t-1))$ .
5:   end for
6:   Let  $A_t = \arg \max_{k \in [K]} \tilde{\mu}_k(t)$ .
7:   Pull arm  $A_t$  and observe reward  $r_k(t) \in \{0, 1\}$ .
8: end for

```

Regarding the regret of the TS algorithm, we have the following Theorem 8.

Theorem 8 (Theorem 36.1 in [21]). *When TS algorithm is interacting with any $v = \text{subG}(1)$ bandit and mean in $[0, 1]$, the regret of TS satisfies*

$$\text{Reg}_T(\pi, v) = O(\sqrt{KT \log T}). \quad (23)$$

By employing risk decomposition from statistical learning theory, the proof of Theorem 8 closely parallels that of Appendix B.

3.5. Minimax Optimal Thompson Sampling Algorithm

Minimax Optimal Thompson Sampling (MOTS, [73]) algorithm is an improvement of the classical TS algorithm by introducing a truncation mechanism for the arm reward distribution. The core idea is that, at each time step, the algorithm samples from the posterior distribution of each arm but performs a truncation on the sampling results to avoid overestimating suboptimal arms and underestimating the optimal arm. Specifically, MOTS uses truncated normal distributions to adjust the estimation of arm rewards. This mechanism effectively enhances the robustness of the algorithm when dealing with suboptimal arms and reduces the probability of selecting suboptimal arms incorrectly.

The theoretical analysis of the MOTS algorithm shows that, within a finite time horizon T , the algorithm can achieve a minimax regret upper bound of $O(\sqrt{KT})$, which is problem-independent. This addresses the limitation of the traditional TS algorithm, which is unable to reach this optimal regret bound. This improvement allows MOTS to demonstrate more robust performance in complex decision environments, significantly reducing the growth rate of cumulative regret. The pseudocode of the MOTS algorithm is in Algorithm 8.

Algorithm 8 Minimax Optimal Thompson Sampling (MOTS)

```

1: Input:  $K, T$ .
2: Initialization: Choose arm once and set  $S_k(K+1) = 1$ ; let  $\hat{\mu}_k(K+1)$  be the observed
   reward of arm  $k$ .
3: for  $t = K+1, K+2, \dots, T$  do
4:   for all  $k \in [K]$  do
5:     Sample  $\hat{\theta}_k(t) \sim D_k(t-1)$ .
6:   end for
7:   Choose arm  $A_t = \arg \max_{k \in [K]} \hat{\theta}_k(t)$  and observe the reward  $r_t$ .
8:   for all  $k \in [K]$  do
9:      $\hat{\mu}_k(t) = \frac{S_k(t-1) \cdot \hat{\mu}_k(t-1) + r_t I\{A_t=k\}}{S_k(t-1) + I\{A_t=k\}}$ .
10:     $S_k(t) = S_k(t-1) + I\{A_t = k\}$ .
11:   end for
12: end for

```

The $\hat{\theta}_k(t) \sim D_k(t-1)$ generated in line 5 of the algorithm satisfies

$$\hat{\theta}_k(t) = \min\{\tilde{\theta}_k(t), \tau_k(t)\},$$

where $\tilde{\theta}_k(t) \sim N(\hat{\mu}_k(t-1), 1/(\rho S_k(t-1)))$, with $\rho \in (1/2, 1)$ being a tuning parameter. $\tau_k(t) = \hat{\mu}_k(t-1) + \sqrt{\frac{\alpha}{S_k(t-1)} \log^+(\frac{T}{KS_k(t-1)})}$ and $\alpha > 0$ is a constant.

In other words, $\hat{\theta}_k(t)$ follows a truncated Gaussian distribution with the density

$$f(x) = \begin{cases} \varphi_t(x) + (1 - \Phi_t(x))\delta(x - \tau_k(t)) & \text{if } x \leq \tau_k(t) \\ 0 & \text{otherwise.} \end{cases}$$

where $\varphi_t(x)$ and $\Phi_t(x)$ respectively represent the probability density function (PDF) and cumulative density function (CDF) of $N(\hat{\mu}_k(t-1), 1/(\rho S_k(t-1)))$, and $\delta(\cdot)$ is the Dirac delta function.

Regarding the regret of the MOTS algorithm, [73] derived Theorem 9 that shows that the MOTS achieves minimax optimality as established by Theorem 15.2 in [21].

Theorem 9 (Theorem 1 in [73]). *Assume that the reward of arm $k \in [K]$ is subG(1) with mean μ_k . For any fixed $\rho \in (1/2, 1)$ and $\alpha \geq 4$, the regret of MOTS satisfies*

$$\text{Reg}_T(\pi, v) = O\left(\sqrt{KT} + \sum_{i=2}^K \Delta_i\right). \quad (24)$$

We compared cumulative regrets for ETC ($m = 210$ from Theorem 4), UCB, MOSS, TS with a Gaussian prior, and MOTS over 2000 rounds, averaging results across 100 simulations. The three-arm bandit rewards followed $N(\mu_k, 1)$ with $\mu_1 = 0.5, \mu_2 = 0.6$, and $\mu_3 = 0.8$. UCB used a sub-Gaussian variance proxy of 1, while TS initialized Gaussian priors as $N(0, 1)$ and updated posteriors iteratively. MOTS employed $\rho = 0.8$ for exploration-exploitation balance and $\alpha = 1.5$ for a practical confidence bound, despite $\alpha \geq 4$ being theoretically required (Theorem 9). The results, plotted over 2000 rounds, show that MOSS and MOTS achieved lower regret compared with non-minimax optimal algorithms, demonstrating their effectiveness under Gaussian rewards.

The advantages and disadvantages of the ETC, UCB, MOSS, TS, and MOTS algorithms are summarized in Table 1 and Figure 2.

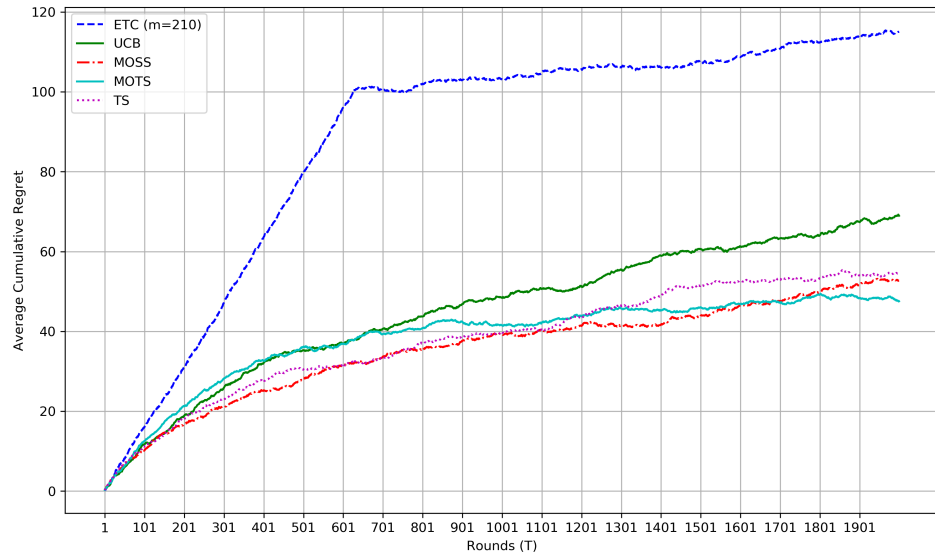


Figure 2. Cumulative regret comparisons of ETC, UCB, MOSS, TS, and MOTS algorithms.

Table 1. Summary of advantages and disadvantages of ETC, UCB, MOSS, TS, and MOTS algorithms.

Algorithm	Advantages	Disadvantages
ETC	<ol style="list-style-type: none"> Simple and easy to understand. Clear separation between exploration and exploitation, easy to implement. Clear theoretical performance guarantees, suitable for simple scenarios. 	<ol style="list-style-type: none"> Not suitable for dynamic environments. The fixed exploration phase can lead to inefficiency.
UCB	<ol style="list-style-type: none"> Strong theoretical performance guarantees with asymptotic convergence to the optimal solution. Effectively balances exploration and exploitation by confidence intervals. 	<ol style="list-style-type: none"> Assumes reward independence, which may not be suitable for scenarios with dependent rewards. Sensitive to the construction of confidence intervals; poor choices may result in higher regret.
MOSS	<ol style="list-style-type: none"> Minimizes cumulative regret in the worst-case scenario, ensuring robustness in complex environments. Provides theoretical guarantees for worst-case performance, making it suitable for applications requiring strong assurances. 	<ol style="list-style-type: none"> Can be arbitrarily worse than UCB in an infinite arms setting, despite being nearly asymptotically optimal; see Section 9.2 in [21]. Exhibits instability in regret distribution, making it less well-behaved in adaptive settings.
TS	<ol style="list-style-type: none"> Efficiently balances exploration and exploitation by sampling from the posterior distribution of each arm's reward. Asymptotically optimal with strong theoretical guarantees for the regret. 	<ol style="list-style-type: none"> Computationally expensive due to posterior sampling. Sensitive to model assumptions; poor priors can degrade performance when the true distribution deviates from the assumed model.
MOTS	<ol style="list-style-type: none"> Minimizes cumulative regret in the worst-case scenario, providing increased robustness in complex environments than TS. The truncation mechanism prevents overestimation of suboptimal arms, reducing excessive exploration. 	<ol style="list-style-type: none"> More complex than standard TS due to the need for truncation mechanisms. Relies on prior assumptions; improper priors can lead to instability in the algorithm's performance.

4. K -Armed Contextual Bandit

A limitation of standard MAB is that the environment remains constant for every round. In practical applications, decision-making often relies on covariate information to improve the precision and effectiveness of decisions. For example, in healthcare, an individual's treatment decision may depend on patient-specific characteristics such as genetic background, lifestyle, biomarkers, and environmental factors. Ignoring these covariates could result in suboptimal or even incorrect treatment plans.

Contextual information, such as in advertising recommendation systems and medical diagnosis, is crucial for making accurate decisions. Unlike traditional MAB problems that consider only mean rewards, multi-armed contextual bandits incorporate both contextual information (or features, covariates, inputs in statistics and machine learning) and the independent reward distributions of each arm. This allows the algorithm to adapt better to decision-making requirements across varying environments. In such problems, the reward distribution depends not only on the chosen arm but also on the current context, enabling the algorithm to respond flexibly to changing environments.

For a vector $x \in \mathbb{R}^d$, we use $\|x\|$ to denote its ℓ_2 -norm. The weighted ℓ_2 -norm associated with a positive-definite matrix A is defined by $\|x\|_A := \sqrt{x^T A x}$.

4.1. Linear Upper Confidence Bound with Disjoint Linear Models

A common approach to solving this is the stochastic K -armed contextual bandit problem [74]. At each time step t , the algorithm receives the covariate vector $x_{t,k} \in \mathbb{R}^d$ for each arm k . We assume that the expected reward for the arm k is a linear function of its d -dimensional feature vector $x_{t,k}$, with an unknown coefficient vector $\theta_k \in \mathbb{R}^d$; specifically, for all t , along with a noise term $\eta_{t,k} \sim \text{subG}(\sigma^2)$, i.e., disjoint linear models,

$$r_k(t) = x_{t,k}^T \theta_k + \eta_{t,k}. \quad (25)$$

When $d = 1$ and $x_{t,k}$ is fixed as 1, it reduces to the standard MAB setting since $Er_k(t) = \theta_k$.

For each arm k , assuming the parameter θ_k is bounded, the loss function at time $t - 1$ is defined as the ridge-penalized least square:

$$\sum_{s=1}^{t-1} (r_k(s) - x_{s,k}^T \theta_k)^2 + \lambda \|\theta_k\|^2,$$

where $\lambda > 0$ is a tuning parameter. The estimate of the parameter θ_k is obtained through

$$\hat{\theta}_k(t-1) = \Sigma_{t-1,k}^{-1} \sum_{s=1}^{t-1} r_k(s) x_{s,k}, \text{ where } \Sigma_{t-1,k} = \lambda I + \sum_{s=1}^{t-1} x_{s,k} x_{s,k}^T.$$

In each round t of the experiment, the algorithm selects an arm $A_t \in [K]$, where the optimal arm is denoted by

$$k_t^* = \arg \max_{k \in [K]} x_{t,k}^T \theta_k.$$

Having observed a new context $x_{t,k}$ for arm k , it is suggested in [74] that the UCB is

$$x_{t,k}^T \hat{\theta}_k(t-1) + \alpha \sqrt{x_{t,k}^T \Sigma_{t-1,k}^{-1} x_{t,k}}, \quad (26)$$

where $\alpha > 0$ is a parameter that controls the exploration–exploitation trade-off (or the mean-variance trade-off).

Following a principle similar to the UCB algorithm, LinUCB selects the arm with the highest UCB. This approach enables LinUCB to effectively balance the exploitation of known rewards with the exploration of new information, progressively improving decision-making accuracy. The pseudocode for the LinUCB algorithm is in Algorithm 9.

Algorithm 9 LinUCB with disjoint linear models

-
- 1: **Inputs:** $K, T, \lambda, \alpha \in \mathbb{R}^+$
 - 2: **for** all $k \in [K]$ **do**
 - 3: $\Sigma_{0,k} = \lambda I$ (d -dimensional identity matrix).
 - 4: $b_{0,k} = 0$ (d -dimensional zero vector).
 - 5: $\hat{\theta}_k(0) = 0$ (d -dimensional zero vector).
 - 6: **end for**
 - 7: **for** $t \in [T]$ **do**
 - 8: Observe features of all arms $k \in [K]$: $x_{t,k} \in \mathbb{R}^d$.
 - 9: Choose arm

$$A_t = \arg \max_{k \in [K]} \left(x_{t,k}^T \hat{\theta}_k(t-1) + \alpha \sqrt{x_{t,k}^T \Sigma_{t-1,k}^{-1} x_{t,k}} \right),$$

with ties broken arbitrarily, and observe a real-valued reward $r_{A_t}(t)$.

- 10: $\Sigma_{t,k} = \Sigma_{t-1,k} + x_{t,A_t} x_{t,A_t}^T$.
 - 11: $b_{t,k} = b_{t-1,k} + r_{A_t}(t) x_{t,A_t}$.
 - 12: $\hat{\theta}_k(t) = \Sigma_{t,k}^{-1} b_{t,k}$.
 - 13: **end for**
-

4.2. Linear Upper Confidence Bound with Common Linear Models

Below, we introduce the general LinUCB algorithm for linear models with a common regression parameter vector. At each time step t , the MAB receives K feature vectors $x_{t,1}, x_{t,2}, \dots, x_{t,K} \in \mathcal{X}_t$, where $\mathcal{X}_t \subseteq \mathbb{R}^d$. The reward obtained by each arm is assumed to be a linear function of its respective feature vector, where the parameter vector θ is fixed and identical for all arms. For fixed k , assume that the noises $\{\eta_{t,k}\} \sim \text{subG}(\sigma^2)$ are independent; we have

$$r_k(t) = x_{t,k}^T \theta + \eta_{t,k}, \quad (27)$$

At each round t , the algorithm selects an arm $A_t \in [K]$, where the optimal arm is denoted as

$$k_t^* = \arg \max_{k \in [K]} x_{t,k}^T \theta.$$

The *suboptimality gap* of the chosen arm A_t at time t is then given by

$$\Delta_t = x_{t,k_t^*}^T \theta - x_{t,A_t}^T \theta.$$

The agent's goal is to minimize the cumulative regret over the time horizon T

$$\text{Reg}_T(\pi, \eta) = \sum_{t=1}^T \Delta_t = \sum_{t=1}^T \langle x_{t,k_t^*} - x_{t,A_t}, \theta \rangle. \quad (28)$$

By the property of the estimator in ridge regression, one has the following result on the confidence set of $\hat{\theta}$, and the confidence radius is determined in the next lemma.

Lemma 8 (Lemma 17.8 in [75]). *Let u be the new observation vector (context information), and assume there exists a constant B such that $\|\theta\| \leq B$. Furthermore, let $\{\beta_t\}$ be a sequence so that*

$$P \left(\forall 0 \leq t \leq T : \beta_t \geq \sqrt{\lambda B} + \left\| \sum_{s=1}^t \eta_{s,k} x_{s,k} \right\|_{\Sigma_t^{-1}} \right) \geq 1 - \delta.$$

Then with probability at least $1 - \delta$, for all $t = 0, \dots, T$ we have

$$\left| u^T (\hat{\theta}_t - \theta) \right| \leq \beta_t \sqrt{u^T \Sigma_t^{-1} u}. \quad (29)$$

Lemma 9 (Example 17.9 in [75]). Assume d is finite-dimensional with $B' = \sup_{t,k} \|x_{t,k}\|$ and noise terms $\eta_{t,k} \sim \text{subG}(\sigma^2)$. Then, in Lemma 8, we can set

$$\beta_t = \sqrt{\lambda B} + \sigma \sqrt{2 \log(1/\delta) + d \log\left(1 + \frac{T(B')^2}{d\lambda}\right)}. \quad (30)$$

Similarly to Algorithm 9, a pseudocode is given for the general LinUCB Algorithm 10.

Algorithm 10 General Linear UCB Algorithm

- 1: **Input:** $\lambda, K, T, \{\beta_t\}$.
 - 2: $\Sigma_0 = \lambda I$ (d -dimensional identity matrix).
 - 3: $\hat{\theta}_0 = 0$ (d -dimensional zero vector).
 - 4: $b_0 = 0$ (d -dimensional zero vector).
 - 5: **for** $t = 1, 2, \dots, T$ **do**
 - 6: Observe $x_{t,1}, x_{t,2}, \dots, x_{t,K}$.
 - 7: Choose arm $A_t = \arg \max_{k \in [K]} \left(\hat{\theta}_{t-1}^T x_{t,k} + \beta_{t-1} \sqrt{x_{t,k}^T \Sigma_{t-1}^{-1} x_{t,k}} \right)$.
 - 8: Observe reward $r_{A_t}(t)$.
 - 9: $b_t = b_{t-1} + r_{A_t}(t) x_{t,A_t}$.
 - 10: $\Sigma_t = \Sigma_{t-1} + x_{t,A_t} x_{t,A_t}^T$.
 - 11: $\hat{\theta}_t = \Sigma_t^{-1} b_t$.
 - 12: **end for**
-

Theorem 10 (Example 17.12 in [75]). Assume $r_k(t) \in [0, 1]$ and $\{\beta_t\}$ satisfies the conditions of Lemma 9 with $\sigma = 0.5$ (the sub-Gaussian parameter for a $[0, 1]$ -valued r.v. is 0.5), then the regret of LinUCB satisfies

$$\text{Reg}_T(\pi, v) = \tilde{O}(d\sqrt{T} + \sqrt{\lambda d T B}), \quad (31)$$

where \tilde{O} hides logarithmic factors.

Theorem 10 shows an $\tilde{O}(d\sqrt{T})$ regret bound that is independent of the number of arm K . This rate matches the minimax lower bound up to a logarithm factor for the contextual bandit problems of infinite actions [76].

4.3. Thompson Sampling for Linear Contextual Bandits

Using the notation defined above, suppose the rewards satisfy the condition in (27). Following the idea of the TS algorithm, we design the algorithm using a Gaussian likelihood function and a Gaussian prior. More precisely, suppose that at time t , given feature vectors $x_{t,k}$ and parameter θ , the reward $r_k(t)$ satisfies

$$r_k(t) \sim N\left(x_{t,k}^T \theta, v^2\right),$$

where v is a constant used to parametrize the algorithm. Then, the posterior distribution of the parameter θ at time t follows:

$$N(\hat{\theta}_{t-1}, v^2 \Sigma_{t-1}^{-1}).$$

At each time step t , a sample $\tilde{\theta}_{t-1}$ is simply drawn from this distribution, and the arm is selected to maximize $x_{t,k}^T \tilde{\theta}_{t-1}$.

The pseudocode of the TS for Linear Contextual Bandits (LinTS) algorithm is as Algorithm 11.

Algorithm 11 LinTS

-
- 1: **Input:** K, T, v .
 - 2: $\Sigma_0 = I$ (d-dimensional identity matrix).
 - 3: $\hat{\theta}_0 = 0$ (d-dimensional zero vector).
 - 4: $b_0 = 0$ (d-dimensional zero vector).
 - 5: **for** $t = 1, 2, \dots, T$ **do**
 - 6: Observe $x_{t,1}, x_{t,2}, \dots, x_{t,K}$.
 - 7: Sample $\tilde{\theta}_{t-1}$ from distribution $N(\hat{\theta}_{t-1}, v^2 \Sigma_{t-1}^{-1})$.
 - 8: Choose arm $A_t = \arg \max_{k \in [K]} \tilde{\theta}_{t-1}^T x_{t,k}$.
 - 9: Observe reward $r_{A_t}(t)$.
 - 10: $b_t = b_{t-1} + r_{A_t}(t) x_{t,A_t}$.
 - 11: $\Sigma_t = \Sigma_{t-1} + x_{t,A_t} x_{t,A_t}^T$.
 - 12: $\hat{\theta}_t = \Sigma_t^{-1} b_t$.
 - 13: **end for**
-

Theorem 11 (Theorem 1 in [77]). *Assume that $\|x_{t,k}\| < 1$, $\|\theta\| < 1$, and $\Delta_t < 1$. For the stochastic contextual bandit problem with linear payoff functions, with probability $1 - \delta$, the total regret in time T for LinTS (Algorithm 11) is bounded by*

$$\text{Reg}_T(\pi, v) = O\left(d^{3/2} \sqrt{T} \left(\log(T) + \sqrt{\log(T) \log\left(\frac{1}{\delta}\right)} \right)\right),$$

for any $0 < \delta < 1$, where δ is a parameter used by the LinTS algorithm.

It is worthy to note that the regret bound in Theorems 10 and 11 does not depend on K and is applicable to the case of infinite arms.

Next, we introduce the *general* contextual bandit TS algorithm to finish this part. The set of observations $\mathcal{D}_t := \bigcup_{i=1}^t (x_{i,A_i}, r_{A_i}(i))$ are modeled using a parametric likelihood function $P(r|\theta; x_A)$ depending on some parameters θ . Given the prior distribution $P(\theta)$, the posterior distribution is given by the Bayes rule:

$$P(\hat{\theta}_t | \mathcal{D}_t) \propto \prod P(r_{A_t}(t) | x_{t,A_t}, \hat{\theta}_{t-1}) P(\theta).$$

In general, the expected reward is a non-linear function of the action, context, and the unknown true parameter θ . Ideally, we aim to maximize the expected reward:

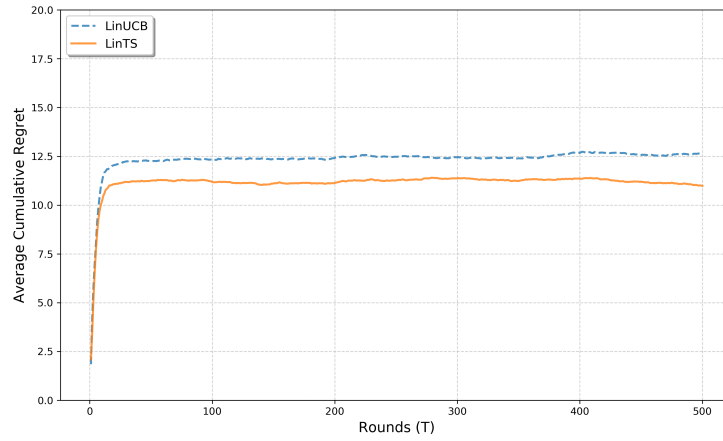
$$E[r_k(t) | x_{t,k}, \tilde{\theta}_{t-1}] = g(x_{t,k}, \tilde{\theta}_{t-1}), \quad (g \text{ is known or unknown})$$

where $\tilde{\theta}_{t-1}$ is drawn from the posterior distribution $P(\hat{\theta}_{t-1} | \mathcal{D}_{t-1})$. When $g(x_{t,k}, \tilde{\theta}_{t-1}) = \mu(x_{t,k}^T \tilde{\theta}_{t-1})$ with a known mean function $\mu(\cdot)$, this defines generalized linear contextual bandits [51,78]. More generally, g can be a deep neural network, as in Neural UCB [79] and Neural TS [80]. The pseudocode for the contextual bandit TS algorithm is in Algorithm 12.

Finally, we evaluate the performance of the LinUCB and LinTS algorithms through a simulation experiment. In the experiment, we set the number of arms to $K = 5$. The feature vectors are drawn from $N(0, 1)$, while the true parameter vector θ is sampled from $U(0, 1)$, with a dimensionality of $d = 10$. The true reward $r_k(t)$ at each round is assumed to have a linear relationship with the corresponding feature vector as (27), incorporating additive noise sampled from $N(0, 0.1)$. In Figure 3, the simulation results confirm that both the LinUCB and LinTS algorithms can efficiently capture the relationship between rewards and feature vectors, achieving convergence quickly.

Algorithm 12 Contextual bandit TS algorithm

-
- 1: **Input:** K, T .
 - 2: $\mathcal{D}_0 = \emptyset$.
 - 3: **for** $t = 1, \dots, T$ **do**
 - 4: Observe $x_{t,1}, x_{t,2}, \dots, x_{t,K}$.
 - 5: Sample $\tilde{\theta}_{t-1}$ from $P(\hat{\theta}_{t-1} | \mathcal{D}_{t-1})$.
 - 6: Choose arm $A_t = \arg \max_{k \in [K]} g(x_{t,k}, \tilde{\theta}_{t-1})$.
 - 7: Observe reward $r_{A_t}(t)$.
 - 8: $\mathcal{D}_t = \mathcal{D}_{t-1} \cup (x_{t,A_t}, r_{A_t}(t))$.
 - 9: Update $P(\hat{\theta}_t | \mathcal{D}_t)$ by Bayes rule.
 - 10: **end for**
-

**Figure 3.** Cumulative regret comparison of LinUCB and LinTS algorithms

The advantages and disadvantages of the LinUCB and LinTS algorithms are summarized in Table 2.

Table 2. Summary of advantages and disadvantages of LinUCB and LinTS algorithms.

Algorithm	Advantages	Disadvantages
LinUCB	<ol style="list-style-type: none"> 1. Simple and computationally efficient with a closed-form solution for UCBs in linear models. 2. Provides strong theoretical guarantees for sub-linear regret in static environments with linear reward models. 	<ol style="list-style-type: none"> 1. The linearity of the reward model can result in suboptimal performance in non-linear environments. 2. Exploration strategy based on upper confidence bounds may not fully capture the exploration–exploitation trade-off in complex scenarios.
LinTS	<ol style="list-style-type: none"> 1. With uncertainty by Bayesian sampling, leading to a more balanced exploration–exploitation trade-off. 2. Performs well in non-stationary environments due to quick adaptation to reward changes. 	<ol style="list-style-type: none"> 1. More computationally intensive than LinUCB due to the need for sampling from posterior distributions. 2. Performance can degrade if the posterior distribution is inaccurate or poorly initialized.

5. Stochastic Continuum-Armed Bandits Algorithms

A stochastic continuum-armed bandit policy $\pi = \{\mathcal{A}_1, \dots, \mathcal{A}_T\}$, (3) is defined as a sequence of possibly randomized maps:

$$\mathcal{A}_t : D^{t-1} \times \mathbb{R}^{t-1} \rightarrow D, \quad t = 2, \dots, T,$$

with initial action $\mathcal{A}_1 \in D$, which is maybe a random number.

The algorithm generates a sequence of arms $\{x_1, \dots, x_T\} \in D^T$ and corresponding observations $\{y_1(x_1), \dots, y_T(x_T)\} \in \mathbb{R}^T$, where $x_1 = \mathcal{A}_1$ and

$$x_t = \mathcal{A}_t(x_1, \dots, x_{t-1}, y_1(x_1), \dots, y_{t-1}(x_{t-1})).$$

The goal of the decision maker is to minimize the cumulative regret $\text{Reg}_T(\pi; \mathcal{F}, v)$ in Section 1.3 over the time horizon T .

5.1. Gaussian Process-Upper Confidence Bound Algorithm

A state-of-the-art setting for continuum-armed bandit algorithms was first introduced by [81], where they proposed the GP-UCB algorithm. The reward function f is modeled as being sampled from a Gaussian process [39],

$$f(x) \sim \mathcal{GP}(\mu(x), k(x, x')), \quad x, x' \in D,$$

which is a collection of dependent r.v.s (an extension of the multivariate Gaussian distribution to an infinite-dimensional Gaussian distribution $\{f(x)\}_{x \in D}$). Here, the mean function $\mu(x) = E[f(x)]$ and the covariance function $k(x, x')$ are defined as

$$k(x, x') = E[(f(x) - \mu(x))(f(x') - \mu(x')))].$$

Since the infinite-dimensional parameter f is random and unknown, the resulting bandit algorithm is a Bayesian optimization [38]. The $k(x, x')$, also known as a kernel function, is a positive semidefinite function. It generalizes the concept of a positive semidefinite matrix to an infinite-dimensional space and encodes the dependencies between function values at different points x and x' .

Definition 5 (Positive semidefinite kernel function). *A function $k : \mathcal{X} \times \mathcal{X} \rightarrow \mathbb{R}$ is positive semidefinite (PSD) if it is symmetric and for all $n \in \mathbb{N}$ and all $x_1, \dots, x_n \in \mathcal{X}$, the*

$$\mathbf{K} = \begin{bmatrix} k(x_1, x_1) & \cdots & k(x_1, x_n) \\ \vdots & \ddots & \vdots \\ k(x_n, x_1) & \cdots & k(x_n, x_n) \end{bmatrix}$$

is positive semidefinite, i.e., for all $\alpha \in \mathbb{R}^n$: $\alpha^T \mathbf{K} \alpha \geq 0$.

Common choices of covariance functions include the following:

- Finite-dimensional linear kernel: $k(x, x') = x^T x'$.
- Squared exponential kernel: $k(x, x') = \exp\left\{-\frac{1}{2l^2} \|x - x'\|^2\right\}$, where $l > 0$
- Matern kernel: $k(x, x') = \left(\frac{2^{1-\nu}}{\Gamma(\nu)}\right) r^\nu B_\nu(r)$, where $r = \frac{\sqrt{2\nu}}{l} \|x - x'\|$, which represents the similarity of $x, x' \in D$; $B_\nu(r)$ is a modified Bessel function.

Gaussian processes allow for smoothness assumptions about the reward function f via the kernel choice in a flexible, non-parametric manner. Given noisy observations $\mathbf{Y}_t = (y_1, \dots, y_t)^T$ at fixed points $\mathbf{x}_t = (x_1, \dots, x_t)^T$, we can express the *Gaussian processes regression* as

$$y_t = f(x_t) + \epsilon_t, \quad \epsilon_t \stackrel{\text{i.i.d.}}{\sim} N(0, \sigma^2), \quad (32)$$

for $i = 1, \dots, t-1$. Here, σ^2 is the variance of the observation noise.

We consider a Gaussian process prior over the function f . By definition, a GP prior states that for any finite collection of input points, the function values are jointly Gaussian

distributed. Specifically, for a set of points $\{x_1, \dots, x_{t-1}, x_t\}$, the function values $\mathbf{f}_{1:t-1} = (f(x_1), \dots, f(x_{t-1}))^T$ and $f_t = f(x_t)$ follow a joint Gaussian distribution:

$$\begin{bmatrix} \mathbf{f}_{1:t-1} \\ f_t \end{bmatrix} \sim N\left(\mathbf{0}, \begin{bmatrix} \mathbf{K}_{t-1} & \mathbf{k}_{t-1}(x_t) \\ \mathbf{k}_{t-1}(x_t)^T & k(x_t, x_t) \end{bmatrix}\right), \quad (33)$$

where \mathbf{K}_{t-1} is the $(t-1) \times (t-1)$ kernel matrix with $[\mathbf{K}_{t-1}]_{ij} = k(x_i, x_j)$ for $i, j = 1, \dots, t-1$, and $\mathbf{k}_{t-1}(x) = [k(x_1, x), \dots, k(x_{t-1}, x)]^T$. Next, we detailedly derive the GP-UCB algorithm.

Likelihood model: Assume the observations in \mathbf{y}_{t-1} are generated from the model (32). Thus, the likelihood of observing \mathbf{y}_{t-1} given the function values $\mathbf{f}_{1:t-1}$ is

$$P(\mathbf{Y}_{t-1} | \mathbf{f}_{1:t-1}) = N(\mathbf{f}_{1:t-1}, \sigma^2 \mathbf{I}).$$

Bayesian updating: By Bayes' rule, the posterior distribution over $f_t = f(x_t)$ after observing $\mathcal{H}_{t-1} := \{(x_1, y_1), \dots, (x_{t-1}, y_{t-1})\}$ is

$$P(f_t | \mathbf{Y}_{t-1}; \mathbf{x}_{t-1}) \propto P(\mathbf{Y}_{t-1}; \mathbf{x}_{t-1} | f_t)P(f_t)$$

where \mathbf{x}_{t-1} is fixed and \mathbf{Y}_{t-1} is random. Since both $P(f_t | \mathbf{Y}_{t-1}; \mathbf{x}_{t-1})$ and $P(f_t)$ are Gaussian, the posterior is also Gaussian:

$$f_t(\cdot) | \mathbf{Y}_{t-1} \sim N(\mu_t(\cdot), \sigma_t^2(\cdot)),$$

where the posterior mean function $\mu_t(\cdot)$ and covariance function $\sigma_t^2(\cdot)$ can be derived by standard Gaussian conditioning rules.

Predictive distribution: We now want the distribution over f_t given the data \mathcal{H}_{t-1} and the new input x_t . Given the observed data \mathcal{H}_{t-1} , the posterior predictive distribution for f_t is obtained by conditioning this joint Gaussian on the noisy values observed \mathbf{y}_{t-1} . Thus, to obtain $f_t | (\mathcal{H}_{t-1}, x_t)$, we consider the joint distribution [82,83] $\begin{bmatrix} \mathbf{y}_{t-1} \\ f_t \end{bmatrix}$ and use the conditioning property of the joint Gaussian variables.

Applying the conditioning formula: For Gaussian random variables, if we partition

$$\begin{bmatrix} \mathbf{a} \\ \mathbf{b} \end{bmatrix} \sim N\left(\begin{bmatrix} \boldsymbol{\mu}_a \\ \boldsymbol{\mu}_b \end{bmatrix}, \begin{bmatrix} \mathbf{A} & \mathbf{C} \\ \mathbf{C}^T & \mathbf{B} \end{bmatrix}\right),$$

by the Sherman–Morrison–Woodbury formula, the conditional distribution $\mathbf{b} | \mathbf{a}$ is

$$\mathbf{b} | \mathbf{a} \sim N(\boldsymbol{\mu}_b + \mathbf{C}^T \mathbf{A}^{-1}(\mathbf{a} - \boldsymbol{\mu}_a), \mathbf{B} - \mathbf{C}^T \mathbf{A}^{-1} \mathbf{C}). \quad (34)$$

We apply this to $\mathbf{a} = \mathbf{y}_{t-1}$ and $\mathbf{b} = f_t$. Before conditioning on \mathbf{y}_{t-1} , we must rewrite the joint distribution in terms of \mathbf{y}_{t-1} rather than $\mathbf{f}_{1:t-1}$. From the GP prior and the noise model:

$$\mathbf{y}_{t-1} \sim N(0, \mathbf{K}_{t-1} + \sigma^2 \mathbf{I}),$$

and so $\text{cov}(f_t, \mathbf{y}_{t-1}) = \text{cov}(f_t, \mathbf{f}_{1:t-1}) = \mathbf{k}_{t-1}(x_t)^T$ by (33) and the property of the Gaussian process. Thus, the joint distribution of \mathbf{y}_{t-1} and f_t is

$$\begin{bmatrix} \mathbf{y}_{t-1} \\ f_t \end{bmatrix} \sim N\left(\begin{bmatrix} 0 \\ 0 \end{bmatrix}, \begin{bmatrix} \mathbf{K}_{t-1} + \sigma^2 \mathbf{I} & \mathbf{k}_{t-1}(x_t) \\ \mathbf{k}_{t-1}(x_t)^T & k(x_t, x_t) \end{bmatrix}\right).$$

Now we apply the conditional formula (34) to obtain

$$f_t | (\mathbf{Y}_{t-1}, \mathbf{x}_t) \sim N(\mu_t(x_t), \sigma_t^2(x_t)),$$

where the posterior mean is $\mu_t(x) := \mathbf{k}_{t-1}(x)^T (\mathbf{K}_{t-1} + \sigma^2 \mathbf{I})^{-1} \mathbf{y}_{t-1}$ and the posterior variance is $\sigma_t^2(x) := k_{t-1}(x, x) - \mathbf{k}_{t-1}(x)^T (\mathbf{K}_{t-1} + \sigma^2 \mathbf{I})^{-1} \mathbf{k}_{t-1}(x)$, and the posterior distribution over f is

$$f_t(\cdot) \sim \mathcal{GP}(\mu_t(\cdot), k_{t-1}(\cdot, \cdot)),$$

with $k_t(x, x') = k(x, x') - \mathbf{k}_{t-1}(x)^T (\mathbf{K}_{t-1} + \sigma^2 \mathbf{I})^{-1} \mathbf{k}_{t-1}(x')$ according to the covariance function in (33).

At time t , suppose that we have already evaluated x^* in (3) at the points \mathbf{x}_t and obtained \mathbf{Y}_{t-1} . An exploitation algorithm selects the next domain point

$$\tilde{x}_t = \operatorname{argmax}_{x \in D} \mu_{t-1}(x),$$

by maximizing the posterior mean. However, this approach is too greedy and may get stuck in local optima. To address this, if β_t are appropriate constants, the GP-UCB chooses

$$x_t = \operatorname{argmax}_{x \in D} \left\{ \mu_{t-1}(x) + \beta_t^{1/2} \sigma_{t-1}(x) \right\},$$

which implicitly balances the exploration–exploitation tradeoff. The GP-UCB algorithm prefers points x where f is sufficiently uncertain (large $\sigma_{t-1}(\cdot)$) and where the empirical rewards are high (large $\mu_{t-1}(\cdot)$).

In general, to determine the next point x_t in the domain D , we define an *acquisition function* $f_t(x) : D \rightarrow \mathbb{R}$ that quantifies the utility of evaluating f at any point $x \in D$. We then select the next point by minimizing this acquisition function:

$$x_t = \operatorname{argmin}_{x \in D} f_t(x),$$

where we proceed to evaluate x^* at time t . For example, in the GP-UCB algorithm, we have $f_t(x) = \mu_{t-1}(x) + \beta_t^{1/2} \sigma_{t-1}(x)$. This approach guides the selection of evaluation points to efficiently explore the domain based on the information gathered so far.

The pseudocode of the GP-UCB algorithm is given in Algorithm 13.

Algorithm 13 GP-UCB

- 1: **Input:** Input space D ; GP Prior $\mu_0 = 0, \sigma_0 > 0$.
 - 2: **for** $t = 1, \dots, T$ **do**
 - 3: Choose $x_t = \operatorname{argmax}_{x \in D} (\mu_{t-1}(x) + \sqrt{\beta_t} \sigma_{t-1}(x))$.
 - 4: Sample $y_t = f(x_t) + \epsilon_t$.
 - 5: Perform a Bayesian update to obtain $\mu_t(\cdot)$ and $\sigma_t(\cdot)$.
 - 6: **end for**
-

Srinivas et al. [81] determined an exploration level $\{\beta_t\}$ in the GP-UCB algorithm, and uncertainty is quantified by defining $\beta_t = 2 \log(|D| \omega_t / \delta)$, where $\omega_t > 0$, $\sum_{t \geq 1} \omega_t^{-1} = 1$, and $\delta \in (0, 1)$. From Lemma 5.1 in [81], the following event holds with probability at least $1 - \delta$

$$\mathcal{A} := \left\{ |f(x) - \mu_{t-1}(x)| \leq \sqrt{\beta_t} \sigma_{t-1}(x), \forall x \in D, \forall t \geq 1 \right\}$$

Conditioned on \mathcal{A} , the choice $x_t = \operatorname{argmax}_{x \in D} (\mu_{t-1}(x) + \sqrt{\beta_t} \sigma_{t-1}(x))$ then implies

$$f(x^*) \leq \mu_{t-1}(x^*) + \sqrt{\beta_t} \sigma_{t-1}(x^*) \leq \mu_{t-1}(x_t) + \sqrt{\beta_t} \sigma_{t-1}(x_t) \leq f(x_t) + 2\sqrt{\beta_t} \sigma_{t-1}(x_t).$$

From this, we derive the inequality: $f(x^*) - f(x_t) \leq 2\sqrt{\beta_t} \sigma_{t-1}(x_t)$. The cumulative regret over T rounds is bounded as

$$\operatorname{Reg}_T(\pi; \mathcal{F}, v) := \sum_{t=1}^T (f(x^*) - f(x_t)) \leq 2 \sum_{t=1}^T \sqrt{\beta_t} \sigma_{t-1}(x_t) \leq 2 \sqrt{T \beta_T \sum_{t=1}^T \sigma_{t-1}^2(x_t)},$$

with probability at least $1 - \delta$, where the last inequality follows from the Cauchy–Schwarz inequality. Lemma 5.4 in [81] shows $\sum_{t=1}^T \sigma_{t-1}^2(x_t) = O(\gamma_T)$, where the maximum information gain γ_T quantifies entropy-based complexity:

$$\gamma_T := \max_{A \subset D: |A|=T} I(y_A; f_A), \quad I(y_A; f) := I(y_A; \mathbf{f}_A) = \frac{1}{2} \log |I + \sigma^{-2} K_A|.$$

Here $\mathbf{f}_A = [f(x)]_{x \in A}$. $K_A = [k(x, x')]_{x, x' \in A}$ for $A \subset D$, and the function $I(\cdot; \cdot)$ is measured by the *mutual information* (or *information gain*). Here, the entropy $H(X)$ of a r.v. X with density p is defined as $H(X) = -\sum_{x \in \mathcal{X}} p(x) \log p(x) = E[-\log p(X)]$. The conditional entropy $H(Y | X)$ is defined as $H(Y | X) = E[f(X, Y)]$, where $f(x, y) = -\log(p(y | x))$ for r.v.s X and Y with conditional density $p(x|y)$. The mutual information between f and observations $y_A = f_A + \epsilon_A$ is $I(y_A; f) = H(y_A) - H(y_A | f)$ for $A \subset D$. For a multivariate Gaussian distribution, we have $H(N(\mu, \Sigma)) = \frac{1}{2} \log |2\pi e \Sigma|$, leading to $I(y_A; f) = \frac{1}{2} \log |I + \sigma^{-2} K_A|$, see [84]. By letting weights $\omega_t = t^2 \pi^2 / 6$, one obtains the following result.

Theorem 12 (Information regret bounds, Theorem 1 in [81]). *Let $\delta \in (0, 1)$ and*

$$\beta_t = 2 \log(|D| t^2 \pi^2 / (6\delta)).$$

Running GP-UCB with β_t for a sample f of a GP with mean function zero and covariance function $k(x, x')$, we obtain an information-theoretic regret bound with high probability,

$$P\left\{\text{Reg}_T(\pi; \mathcal{F}, v) \leq \sqrt{C_1 T \beta_T \gamma_T}, \forall T \geq 1\right\} \geq 1 - \delta, \text{ where } C_1 = 8 / \log(1 + \sigma^{-2}).$$

Further developments, such as the improved GP-UCB (IGP-UCB) algorithm proposed by [85], extend this framework by relaxing the noise assumption to sub-Gaussian and focusing on cases where the expected reward function lies within the reproducing kernel Hilbert space of the Gaussian process kernel. Moreover, if contextual information about experimental conditions is available, the GP-UCB algorithm can be adapted to handle contextual bandit problems effectively [86]. Beyond regret minimization, Gaussian process bandits are also applied to level set estimation problems, where the goal is to classify points in the domain D into superlevel ($H = \{x \in D \mid f(x) > h\}$) or sublevel ($L = \{x \in D \mid f(x) \leq h\}$) sets with high probability, as explored in [87,88]. These developments highlight the versatility and theoretical foundations of Gaussian process bandits in tackling both classical and contextual decision-making problems.

5.2. Thompson Sampling Algorithm of SCAB

Refs. [85,89] proposed a generalization of the TS algorithm for the SCAB problem, where the reward functions are sampled from a Gaussian process. Specifically, early work [78] studied the TS algorithm of discretized SCAB. Given observations \mathcal{D}_{t-1} , sampling $f_t(\cdot) \sim \mathcal{GP}(\mu_{t-1}(\cdot), k_{t-1}(\cdot, \cdot))$, then one selects the next arm x_t according to

$$x_t = \underset{x \in D}{\operatorname{argmax}} \{f_{t-1}(x)\}.$$

The pseudocode of the GP-TS algorithm is summarized in Algorithm 14.

Algorithm 14 GP-TS

-
- 1: **Input:** K, T . GP Prior $\mu_0 = 0, k_0(\cdot, \cdot), \sigma^2$.
 - 2: **for** $t = 1, \dots, T$ **do**
 - 3: Sampling $f_t(\cdot) \sim \mathcal{GP}(\mu_{t-1}(\cdot), k_{t-1}(\cdot, \cdot))$.
 - 4: Choose $x_t = \arg \max_{x \in D} f_{t-1}(x)$.
 - 5: Observe $y_t = f(x_t) + \epsilon_t$.
 - 6: $\mu_t(x) = \mathbf{k}_{t-1}(x)^T (\mathbf{K}_{t-1} + \sigma^2 I)^{-1} y_t$.
 - 7: $k_t(x, x') = k(x, x') - \mathbf{k}_{t-1}(x)^T (\mathbf{K}_{t-1} + \sigma^2 I)^{-1} \mathbf{k}_{t-1}(x')$.
 - 8: Perform update to obtain $\mu_t(\cdot)$ and $k_t(\cdot, \cdot)$.
 - 9: **end for**
-

Moreover, Chowdhury and Gopalan [85] suggested that $f_t(\cdot) \sim \mathcal{GP}(\mu_t(\cdot), v_t k_{t-1}(\cdot, \cdot))$ in the GP-TS algorithm for a given scaling factor v_t .

In practice, accurately specifying the Gaussian process prior can be challenging. Misspecifications may arise due to several factors [90], including:

- Incorrect kernel (e.g., using a squared exponential kernel instead of a Matérn kernel);
- Poor estimates of kernel parameters (e.g., variance parameter in Gaussian kernel);
- Heterogeneous smoothness of the function f over the domain \mathcal{X} .

To obtain robust estimations under such uncertainties, Clare et al. [91] applied confidence bound minimization to SCAB using Student's t-processes. They proposed an alternative robust TS algorithm that addresses known weaknesses in Gaussian processes. Furthermore, Neiswanger and Ramdas [90] utilized the GP framework as a working model without assuming the correctness of the Gaussian prior. Instead, they constructed a confidence sequence for the unknown function using martingale techniques.

5.3. Comparison of GP-UCB and GP-TS Methods

In GP optimization, both GP-UCB and GP-TS methods aim to efficiently explore and exploit the function f to identify the optimal points x^* in the domain D . The key distinction lies in how they define the acquisition function used to select the next evaluation point (this is also true for the UCB and TS methods in MAB problems for discrete and finite D).

Although both GP-UCB and GP-TS require a prior, the role of the prior is different. For GP-UCB, the prior is used to model the randomness in f at $t = 0$, while exploration arises from $\{\beta_t\}$. In contrast, for GP-TS, the prior serves the usual role in TS algorithms, with exploration stemming from posterior sampling.

The comparison between GP-UCB and GP-TS is presented in Table 3.

In essence, while both methods aim to select the next evaluation point x_t that is most informative for learning f , GP-UCB does so by constructing a deterministic acquisition function that upper-bounds the true function with high probability, whereas GP-TS uses stochastic sampling to guide its selection, capturing the uncertainty in a probabilistic manner. The choice between these methods may depend on the specific context of the problem, computational resources, and the desired balance between exploration and exploitation.

We evaluate the GP-UCB and GP-TS algorithms through a simulation experiment. First, we generate 500 independent realizations, each consisting of 100 points uniformly sampled from the interval $[0, 1]$. Given these sample points, we draw the corresponding response values from a squared exponential kernel $k(x, x') = \exp\left\{-\frac{1}{2l^2} \|x - x'\|^2\right\}$ with a hyperparameter $l = 0.25$.

Table 3. Summary of differences between GP-UCB and GP-TS.

Aspect	GP-UCB	GP-TS
Acquisition Function Definition	Combines the posterior mean and variance with a confidence parameter to form an upper confidence bound.	Directly uses a function sampled from the GP posterior as the acquisition function.
Exploration vs. Exploitation	Explicitly balances exploration and exploitation through the parameter β_t , which scales the influence of the uncertainty term $\sigma_{t-1}(x)$.	Implicitly balances exploration and exploitation through the randomness of the sampled functions, capturing the posterior uncertainty.
Parameter Tuning	Requires careful selection of β_t to ensure optimal performance and convergence guarantees.	Generally requires less parameter tuning since the balance is managed through posterior sampling.
Computational Considerations	Involve optimization over the acquisition function that includes mean and variance.	Optimization is performed over a single sampled function, which can be computationally efficient but may require multiple samples to stabilize performance.

When l is unknown in real data, we estimate the hyperparameter l following the methodology outlined in Section 2.2 of [92], which employs maximum likelihood estimation (MLE). For the squared exponential kernel, the log-likelihood function is given by

$$N(y | 0, \mathbf{K}) = (2\pi)^{-n/2} |\mathbf{K} + \sigma^2 I|^{-1/2} \exp\left(-\frac{1}{2} y^\top (\mathbf{K} + \sigma^2 I)^{-1} y\right).$$

The MLE problem is then reformulated as the following optimization task:

$$l^* \in \arg \min_{l \in [0, 0.5]} \left\{ \frac{1}{2} \log |\mathbf{K} + \sigma^2 I| + \frac{1}{2} y^\top (\mathbf{K} + \sigma^2 I)^{-1} y \right\}.$$

Solving this optimization problem yields an optimal hyperparameter value of $l = 0.2575$. This estimate is subsequently employed to simulate and evaluate the performance of the GP-UCB and GP-TS algorithms.

Following the procedure described above, we generated an additional 150 samples and subsequently conducted 200 rounds of evaluations, with the exploration–exploitation trade-off parameter set to $\beta = 2.0$. We then compute the average per-step regret over these 200 rounds, which served as the primary performance metric for each algorithm. As illustrated in Figure 4, GP-TS consistently outperforms GP-UCB, achieving smaller regret under our experimental conditions.

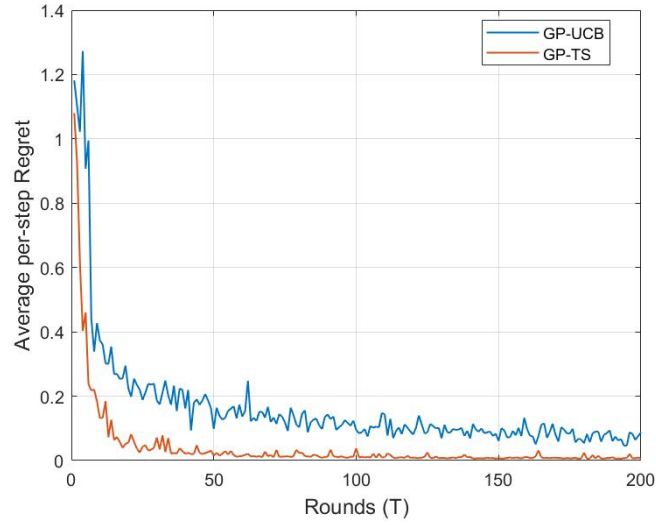


Figure 4. Average regret comparisons of GP-UCB and GP-TS algorithms.

5.4. SCAB in Reproducing Kernel Hilbert Space

In practical scenarios, the objective function exhibits considerable complexity, necessitating strategies that optimize cumulative rewards or minimize regret over time. This is achieved by systematically balancing exploration and exploitation within the action space to acquire information about, which resides in structured function spaces such as Hölder, Besov, or Reproducing Kernel Hilbert Spaces (RKHS; see [93]). Our analysis centers on RKHS, where the connection between GPs and their associated covariance functions is rigorously formalized through the framework of RKHS theory.

Definition 6 (Definition of RK and RKHS). Let $\mathcal{H} = \mathcal{H}(\mathcal{X})$ be a Hilbert space of functions $f : \mathcal{X} \rightarrow \mathbb{R}$ defined on a non-empty set \mathcal{X} . A function $k : \mathcal{X} \times \mathcal{X} \rightarrow \mathbb{R}$ is termed a reproducing kernel of \mathcal{H} if it satisfies the following:

- The reproducing kernel (RK): $\forall x \in \mathcal{X}, k(\cdot, x) \in \mathcal{H}$;
- The reproducing property: $\forall x \in \mathcal{X}, \forall f \in \mathcal{H}, \langle f, k(\cdot, x) \rangle_k = f(x)$.

When a Hilbert space \mathcal{H} possesses an RK k , it is referred to as an RKHS. The RKHS norm $\|f\|_k := \sqrt{\langle f, f \rangle_k}$ measures the smoothness of the function f .

Instead of assuming an unknown function sampled from a Gaussian process prior, we consider a more agnostic scenario where the function has low complexity, measured by its norm in an RKHS with kernel $k(x, x')$. We also consider noise variables ε_t , forming an arbitrary martingale difference sequence with $E[\varepsilon_t | \varepsilon_{<t}] = 0$ and uniformly bounded by a constant σ . Despite prior and noise model misspecification, the GP-UCB algorithm is still employed, and it is shown to achieve sublinear regret in this agnostic setting.

Theorem 13 (RKHS information regret bounds, Theorem 3 in [81]). Let $\delta \in (0, 1)$. Assume that the true underlying f lies in the RKHS $\mathcal{H}_k(D)$ corresponding to the kernel $k(x, x')$, and that the noise ε_t has zero mean conditioned on the history and is bounded by σ almost surely. In particular, assume $\|f\|_k^2 \leq B$ and let $\beta_t = 2B + 300\gamma_t \log^3(t/\delta)$. Running GP-UCB with β_t , prior $\text{GP}(0, k(x, x'))$, and noise model $N(0, \sigma^2)$, we obtain an anytime regret bound with high probability (over the noise).

$$P\left\{\text{Reg}_T(\pi; \mathcal{F}, v) \leq \sqrt{C_1 T \beta_T \gamma_T}, \forall T \geq 1\right\} \geq 1 - \delta \text{ where } C_1 = 8 / \log(1 + \sigma^{-2}).$$

5.5. Relationship Between SCAB and Functional Data Analysis

SCAB and functional data analysis (FDA, [94]) are two areas in statistics and machine learning that, at first glance, may seem distinct due to their differing primary objectives and contexts. However, there exists a profound connection between them, primarily through the lens of function estimation and analysis over continuous domains [95,96].

In SCAB, an agent sequentially selects actions from a continuous action space $\mathcal{X} \subset \mathbb{R}^d$ as a decision-making problem. At each time t , the agent selects an action $x_t \in \mathcal{X}$ and observes where $f : \mathcal{X} \rightarrow \mathbb{R}$ is an unknown reward function, and ϵ_t represents random noise. In contrast, in FDA, it deals with statistical analysis where the primary data units are functions or curves rather than scalar or vector observations. The data are assumed to be realizations of random functions defined over a continuous domain \mathcal{T} (e.g., time, space). The goal in FDA is to analyze these functional observations to understand underlying patterns, make predictions, or perform classifications.

The connection between SCAB and FDA is evident as both focus on learning and analyzing functions over continuous domains.

1. Function estimation:

In SCAB, the agent seeks to estimate the unknown reward function f to make informed decisions. This involves constructing estimators $\hat{f}_t(x)$ based on past observations \mathcal{H}_{t-1} . FDA focuses on estimating the underlying functional form from observed data, often involving smoothing techniques, basis expansions (e.g., Fourier, wavelets), or functional principal component analysis.

2. Continuous domains:

SCAB and FDA operate over continuous domains. In SCAB, actions are selected from a continuous space \mathcal{X} , and in FDA, functions are defined over a continuous domain \mathcal{T} .

3. Handling noise and uncertainty:

SCAB: observed rewards are noisy evaluations of f , and the agent must account for this uncertainty in its estimates and decisions. FDA: observations are often contaminated with noise, and FDA aims to recover the true underlying functional relationships [97,98].

4. Methodological parallels:

Both fields frequently employ nonparametric methods. In SCAB, nonparametric regression techniques like GPs are used to model f without strong parametric assumptions. Similarly, FDA relies on nonparametric smoothing and functional regression methods. Bayesian methods are prevalent in both areas. In SCAB, Bayesian optimization and TS utilize posterior distributions over functions. In FDA, Bayesian functional models incorporate prior beliefs about functional forms.

5. Dimensionality considerations:

High-dimensional function estimation is a challenge in both SCAB and FDA. Techniques to mitigate the curse of dimensionality, such as dimension reduction and exploiting smoothness or sparsity, are common to both fields. Developing scalable algorithms, such as distributed computing and online learning methods, is crucial.

6. Transfer of techniques:

Methods developed in FDA for function smoothing and estimation can be adapted for use in SCAB. For instance, functional basis expansions or additive models could enhance the representation of the reward function in SCAB [99]. In contrast, SCAB's exploration-exploitation strategies and sequential decision-making frameworks can inspire new FDA approaches to data collection and experimental design [100], especially when observations are expensive or time-consuming to obtain. SCAB inherently involves sequential data acquisition, which aligns with the emerging area of sequential FDA, where data arrive over time, and analyses need to adapt accordingly.

The relationship between SCAB and FDA is rooted in their mutual focus on function estimation over continuous domains under uncertainty. Recognizing this connection opens avenues for methodological advancements by taking advantage of the strengths of both fields. Incorporating FDA techniques into SCAB can improve function estimation and uncertainty quantification, while applying SCAB principles in FDA can enhance adaptive sampling and experimental design. By recognizing and leveraging the connections between these fields, researchers can develop more robust methodologies, improve computational efficiency, and address complex real-world problems (such as healthcare, environmental science, and industrial technology) that require both sequential decision-making and sophisticated functional data analysis.

6. Advanced Topics

In Section 4, we introduced K -armed contextual bandits. However, as the context space grows (e.g., factors like user type, age, location, or time since last active), running separate K -armed bandits for each unique context becomes infeasible. The true power of contextual bandits lies in leveraging models that capture the relationship between experimental conditions and outcomes (e.g., conversion rates). Instead of treating each context independently, these models allow researchers to share information across contexts, enabling efficient handling of large and complex context spaces.

This section selectively reviews advanced bandit methodologies, starting with contextual bandits and extending the discussion to non-contextual bandits (e.g., MAB) from a broader perspective, contrasting with the approaches covered in Section 3. Finally, we explore applied bandit problems and bandits with unknown variance proxies, emphasizing recent developments mostly from top statistical journals and conferences.

6.1. Contextual Bandits

Sarkar [101] extended Woodroffe’s Bayesian sequential allocation work by incorporating covariates and demonstrating that the myopic rule remains asymptotically optimal under geometric discounting.

Yang and Zhu [102] introduced a nonparametric approach to estimate the relationship between rewards and covariates. Their randomized allocation rule effectively balances exploration and exploitation, demonstrating the long-term benefits of integrating covariate data into decision-making. Similarly, Perchet and Rigollet [103] developed the Adaptively Binned Successive Elimination (ABSE) policy, which dynamically partitions the covariate space to maximize cumulative rewards. Baransi et al. [104] introduced a novel sampling algorithm called BESA (Best Empirical Sampled Average) for the MAB problems, which is a fully non-parametric generalization of TS. Chan [105] extended BESA and proposed a non-parametric solution using subsample mean comparison (SSMC) for unknown reward distributions; then Ai et al. [106] studied the binned subsample mean comparisons (BSCM) policy for allocating arms by decomposing the covariates region and comparing the subsample means.

Cai et al. [107] extended the use of covariates in MAB problems by addressing transfer learning under covariate shifts. Their nonparametric contextual bandit model leverages data from source bandits to improve decision-making in new environments, achieving minimax regret by adapting to changes in covariates. In the context of high-dimensional covariates, Qian et al. [108] proposed a multi-stage arm allocation algorithm that integrates arm elimination and randomized assignment strategies, demonstrating robustness across various real-world applications.

Covariates also play a crucial role in dynamic pricing models. Liu et al. [109] proposed a dynamic strategic pricing policy in which buyers manipulate their observable features to influence prices. By accounting for these covariates, the model achieves optimal regret bounds while adapting to buyer behavior. By the idea of the ETC algorithm, Fan et al. [54] introduced a semi-parametric model for contextual dynamic pricing, which integrates

both parametric and non-parametric components to optimize pricing decisions based on market conditions.

Battiston et al. [110] used the Hierarchical Pitman-Yor (HPY) process for Bayesian nonparametric modeling, which accounts for shared species across different populations, akin to incorporating covariates to manage exploration–exploitation trade-offs. Their TS strategy effectively balances species discovery across multiple contexts. Chen et al. [111] expanded the application of contextual MAB by focusing on statistical inference in online decision-making. By exploring the ϵ -greedy policy in a linear reward model, they developed an inverse propensity weighted (IPW) estimator and proposed an online weighted least squares (WLS) estimator to correct for sampling bias, enhancing decision-making accuracy in news recommendation systems.

Wang et al. [30] addressed the challenge of high-dimensional linear bandit problems by proposing a best subset selection method for parameter estimation. This approach leverages covariates to address the complexity of small action spaces in high-dimensional settings, demonstrating its applicability in personalized recommendations and online advertising. Zhou et al. [112] extended the application of covariates to multi-dimensional tensor bandits, proposing low-rank tensor structures to optimize decisions in multi-dimensional environments.

Zhu et al. [113] investigated principled reinforcement learning with human feedback (RLHF, [7]) by employing pairwise comparisons within the contextual bandit framework. Building upon this foundation, Scheid et al. [114] aimed to formalize the reward training model in RLHF. They framed the selection of an effective dataset as a simple regret minimization task and addressed it using a linear contextual dueling bandit approach. Recently, DeepSeek-R1’s technical contribution [6] diverges from conventional RL frameworks employing human/AI feedback through PPO, instead introducing a novel open-source reasoning model alongside a comprehensive training methodology for LLMs. The architecture implements Group Relative Policy Optimization (GRPO), a rule-driven RL framework that eliminates dependency on external value models while preserving PPO’s training stability. This methodological innovation establishes GRPO as a computationally efficient paradigm for LLM alignment, marking substantial progress in RL implementations for LLMs.

Another key perspective in contextual bandits is evaluating policy quality, typically measured by the average reward obtained under the policy. While simulatable environments like video games allow low-cost policy evaluation, real-world applications such as autonomous driving or medical treatment face challenges due to the high cost, risk, or ethical concerns of deploying new policies. Simulated environments offer an alternative, but designing high-fidelity simulators, such as one capturing all medical conditions, is often more complex than policy optimization itself. For example, it is difficult to simulate a patient that includes all medical conditions [35]. Off-policy evaluation (OPE) assesses a policy (the “target policy”) using only historical data from a different policy (the “behavior policy”), without executing the target policy [1]. This is particularly relevant in scenarios resembling contextual bandits, where actions affect immediate rewards but not future states [35]. The observed data only reveal the reward and context (state) of the chosen actions. Uehara et al. [115] provided a comprehensive review of the (OPE) problem, adopting a rigorous statistical lens and centering their attention on the Markovian framework that encompasses scenarios with either long or infinite horizons.

6.2. Non-Contextual Bandits

Many algorithms that do not incorporate covariates have demonstrated remarkable effectiveness. These algorithms encompass a range of strategies, from asymptotic to non-asymptotic approaches, addressing diverse applications such as continuous value problems and high-dimensional challenges. These studies have provided crucial insights into balancing exploration and exploitation, significantly contributing to both theoretical innovation and practical applications.

The foundational work by Lai introduced an adaptive allocation rule based on UCB and demonstrated its asymptotic optimality. This approach is effective under both Bayesian and frequentist frameworks, and is applicable to various distributions, such as exponential families. Building upon Lai's work, Berry et al. [116] investigated the MAB problem with an infinite number of arms, proposing strategies to minimize long-term failure rates, which have since been applied in areas like clinical trials and resource exploration. In the context of finite arms, Clayton and Berry [117] introduced a Bayesian "stay-on-the-winner" rule, showing that it approaches optimality within a finite time horizon. Concurrently, Kelly [118] proposed the "least failures rule," optimizing rewards as the discount factor nears one. These contributions laid the foundation for further research in finite arm scenarios.

Gittins [119] introduced the concept of dynamic allocation indices (DAI), which simplifies MAB problems by providing efficient computation and guiding optimal decision-making. This approach makes previously challenging problems more tractable, particularly in clinical trials and stochastic scheduling. Whittle [120] expanded on this by introducing the Gittins index, which assigns an index to each arm to simplify decision-making and provided a proof of its optimality.

Further research on asymptotic methods includes [121], who investigated randomized dynamic allocation indices (RDAI) for Bernoulli populations, and [122], who optimized sequential job processing under stochastic conditions. These studies advanced the understanding of asymptotic optimization in MAB problems. Asymptotic methods have also been applied to continuous rewards. Gittins and Wang [123] developed a dynamic allocation index that adjusts for the uncertainty of each arm's reward potential, achieving an optimal balance between immediate rewards and long-term learning. Chen et al. [124] extended traditional statistical methods by incorporating the two-armed bandit model into hypothesis testing. This approach challenges the conventional assumption of exchangeability in i.i.d. data and introduces a strategy-specific test statistic, termed the "strategy statistic," which utilizes the decision-making process of the two-armed bandit to enhance testing power. Han et al. [125] presented a rigorous regret analysis and adaptive statistical inference framework for UCB algorithms by leveraging a deterministic characterization of the number of arm pulls. This approach offers deeper insights into the algorithm's asymptotic behavior and performance.

In finite-time settings, Fox [126] highlighted the limitations of the "play-the-winner" strategy for two-armed bandit problems. Through Monte Carlo experiments, alternative policies were proposed that demonstrate superior performance with limited sample sizes. Li and Zhang [127] extended this line of research by developing an asymptotically efficient allocation rule for two Bernoulli populations, minimizing regret in sequential sampling. Non-asymptotic methods are increasingly important for finite-time applications. Ren and Zhang [68] derived precise non-asymptotic regret bounds for UCB algorithms with a fixed exploration parameter in the context of Gaussian rewards. While their analysis focuses on the Gaussian assumption, it can be extended to accommodate sub-Gaussian rewards in future research, broadening its applicability.

The MAB problem has also been studied in continuous value settings. Cappe et al. [128] introduced the KL-UCB algorithm, which uses the Kullback–Leibler divergence to compute confidence bounds for one-dimensional exponential families, proving its asymptotic optimality in scenarios involving continuous reward distributions. Kaufmann [129] extended this work with the Bayes-UCB algorithm, which selects arms based on posterior quantiles, further enhancing the effectiveness of decision-making in continuous settings by utilizing posterior information to better balance exploration and exploitation.

Addressing continuous value rewards presents additional challenges. Ginebra and Clayton [130] introduced the concept of response surface bandits, which optimize continuous rewards by leveraging controllable variables to navigate complex environments. Cai and Pu [99] further advanced this area by tackling multi-dimensional SCAB, presenting an adaptive algorithm that mitigates the curse of dimensionality and enhances performance in high-dimensional scenarios. Wang et al. [131] proposed HyperBO, which improves

Bayesian optimization by automating the construction of pre-trained GP priors. This method enhances efficiency in optimizing complex black-box functions, achieving up to improvements across benchmarks.

These studies provide comprehensive solutions to the MAB problem, from asymptotic approaches for infinite-horizon settings to non-asymptotic methods for finite-time scenarios. They address the challenges of continuous rewards and high-dimensional data, offering valuable tools and strategies for managing uncertainty and optimizing decisions across diverse applications.

6.3. Applied Bandits

The MAB problem has shown significant potential in clinical trial design and other applied black-box optimization problems, particularly in areas ranging from treatment allocation optimization to false discovery rate (FDR) control, selection of critical image features, and drug design problems.

The earliest contribution by [132] proposed a strategy for two-armed clinical trials, aiming to maximize patient success rates. This approach balanced learning the efficacy of different treatments with optimizing patient outcomes, providing a foundation for subsequent optimization designs and proving versatile for both known and unknown trial lengths. Building on this, Bather [133] expanded the concept by introducing randomized allocation rules, which prioritize selecting the current best treatment while maintaining exploration of suboptimal treatments. This strategy proved to converge to the optimal allocation in the long run, reinforcing the balance between exploration and exploitation, particularly in sequential experimental settings. Cheng and Berry [134] further advanced this work by proposing the r -optimal design, a compromise between deterministic and randomized designs. This design ensures that each treatment arm has a minimum selection probability r , reducing bias and achieving asymptotic optimality in large-scale trials. By minimizing allocations to inferior treatments, the method enhances trial efficiency and fairness. Mozgunov and Jaki [135] introduced an information-theoretic response-adaptive design, leveraging Shannon's differential entropy to dynamically adjust the probability of selecting each treatment arm. This approach maximizes the likelihood of assigning patients to superior treatments and is particularly effective in trials with complex multinomial endpoints and ethically constrained, high-cost settings.

Beyond clinical trial design, Wang and Ramdas [136] applied MAB principles to FDR control, proposing the Benjamini–Hochberg (BH) procedure for false discovery rate (FDR) control that utilizes e -values, a modification of the classical Benjamini–Hochberg method. Their approach is more robust in the presence of complex dependence structures, showing effectiveness not only in finance but also in statistical control within MAB problems. By establishing a novel connection between combinatorial binary bandits and spike-and-slab variable selection, Liu and Ročková [137] proposed a stochastic optimization approach to subset selection known as Thompson Variable Selection (TVS). This method leverages the principles of TS within the variable selection framework, providing an efficient probabilistic algorithm that balances exploration and exploitation when identifying optimal subsets of variables.

In addition, the MAB model is extensively applied in the pricing strategy. Misra, Schwartz, and Abernethy [138] innovated real-time pricing for online retailers lacking complete demand data, employing MAB algorithms combined with microeconomic choice theory. Validated by Monte Carlo simulations, their method significantly reduces revenue losses and enhances profit potential compared with traditional methods. Following this, Jain et al. [139] developed a novel algorithm that integrates discrete choice modeling with TS to address limited demand information in retail. This approach not only minimizes losses from suboptimal pricing but also integrates pricing and promotional strategies within a unified demand model, significantly improving retail effectiveness.

In computer vision, Duan et al. [140] introduced Bandit Interpretability via Confidence Selection (BICS), a model-agnostic framework that leverages the MAB paradigm and the

UCB algorithm to identify critical image regions. This approach delivers precise and compact explanations for deep neural networks, significantly improving interpretability across various applications.

Digital twins, virtual replicas of physical systems, have also benefited from applied bandits. Binois et al. [141] introduced a sequential learning algorithm for heteroskedastic GP regressions, optimizing design points using a mean-squared prediction error (MSPE) criterion. Similarly, Makarova et al. [142] developed the Risk-Averse Heteroskedastic Bayesian Optimization (RAHBO) algorithm, balancing mean and variance trade-offs during query selection. Zhang et al. [143] showed the effectiveness of GP regression in constructing digital triplets through extensive simulations, while Karkaria et al. [144] highlighted digital twin applications in additive manufacturing.

For more reviews of applied bandits, Burtini et al. [19] provided a review of MAB algorithms in the context of experimental design, with particular emphasis on their application in sequential and adaptive approaches to optimize online experiments. Zhou [145] provided a comprehensive survey on MAB, categorizing algorithms based on stochastic and adversarial settings. Refs. [16,18] reviewed the application of MAB algorithms in recommendation systems, examining the effectiveness of various types of algorithms to improve recommendation performance. In the medical field, Lu et al. [13] presented a comprehensive review of the potential of MAB algorithms to improve medical decision-making and improve patient outcomes, underscoring their growing relevance in precision medicine. Shah [20] provided a novel review incorporating causal inference into MAB algorithms.

6.4. Unknown Variance Proxy

In the main context, as in much of the literature, the assumption is that rewards are sub-Gaussian with a known variance proxy, often set to 1 (or known σ^2). However, in practical scenarios where this parameter is unknown, standardizing the rewards or using an estimated variance as a substitute for the unknown σ^2 are common approaches [21,146,147]. Unfortunately, these methods can sometimes be invalid or lack adequate exploration, particularly when the rewards exhibit specific structures [23,34].

Although this is a relatively new field, an increasing number of researchers have recognized this issue and proposed solutions to address it. For general sub-Gaussian rewards, refs. [34,148] have explored methods for estimating such parameters, designing valid concentration inequalities, and corresponding algorithms. For scenarios involving specific structures, Wei et al. [23] proposed avoiding parameter estimation altogether, leveraging existing information to construct valid concentration inequalities and develop appropriate algorithms.

To keep our discussion concise, we present only the simulation results in this section. The simulation focuses on mixed Gaussian rewards with an unknown sub-Gaussian variance proxy. The methods compared include “TS” and “UCB (asymptotic)”, which assume that the rewards are Gaussian and use the estimated variance as the true variance. “UCB (wrong use Hoeffding)” treats the rewards as bounded and constructs a Hoeffding-type concentration using the maximal and minimal observed values. It is worth noting that these three methods are based on invalid concentration and may lack validity for the algorithm. “UCB (estimated sub-G norm)” follows the method proposed by [34], which estimates the sub-Gaussian norm, while “UCB (estimated variance proxy)” adopts the approach from [148] to estimate the variance proxy.

To evaluate algorithm performance, we conduct 100 simulations with Gaussian mixture rewards drawn from $\frac{2}{5}N(\frac{5}{4}\mu_k, 1) + \frac{3}{5}N(\frac{5}{6}\mu_k, 4)$, where $\mu_k = 1 - 0.05k$ for $k = 1, \dots, 20$. The algorithm parameters were configured as recommended in their respective references. Figure 5 presents the outcomes of these simulations. As indicated, the UCB method based on the estimated sub-Gaussian norm [34] achieves the lowest regret, as this method uses a valid concentration bound, reduces computational cost, and avoids computational errors compared with the approach in [34,148].

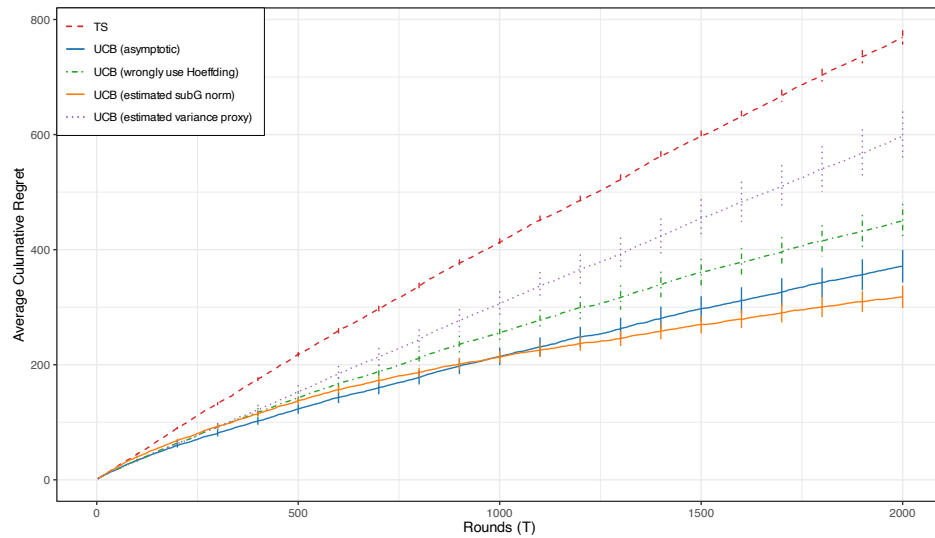


Figure 5. Cumulative regret comparisons under mixed Gaussian rewards with an unknown sub-Gaussian variance proxy.

7. Concluding Remarks and Future Directions

Bandit algorithms have gained significant attention and widespread applications across various fields. Accurate uncertainty quantification remains crucial for addressing the exploration–exploitation tradeoff inherent in these algorithms. In this paper, we review two of the most commonly used methods: the UCB and TS approaches.

Recent advancements, such as the multiplier bootstrap method [149] and perturbation-based methods [150,151], have also shown promise in effectively managing the exploration–exploitation tradeoff in both multi-armed and linear bandit settings. Such novel approaches are becoming increasingly relevant as researchers explore new scenarios.

Structured and unstructured bandit problems represent two main categories within bandit frameworks, each suited to specific applications and needs. As outlined in Table 4, these two types offer distinct advantages and limitations. Unstructured bandits are simple in design, easy to implement, and intuitive, making them ideal for straightforward applications. However, they may lack the efficiency of structured bandits, which leverage additional information to enhance decision-making, especially in data-rich environments. Structured bandits, on the other hand, can quickly adapt to complex scenarios but may suffer from over- or under-exploration when the models are incorrectly specified.

Table 4. Comparison of unstructured and structured bandits.

Aspect	Unstructured Bandits	Structured Bandits
Arm Independence	Arms are independent for MBA and dependent for CAB	Arms are related through features or context
Side Information	No additional information about arms	Additional features or context are available
Algorithms Used	Classical algorithms: UCB and TS	Algorithms that exploit structure: Contextual Bandits and LinUCB
Applications	Scenarios with no contextual data (e.g., traditional slot machines)	Personalized systems, adaptive treatments, and recommendations
Regret	TS usually has smaller empirical regrets than UCB in MAB and CAB	TS usually has smaller empirical regrets than UCB for LinUCB

In practical applications, selecting an appropriate bandit model should be informed by the specific requirements of the environment, such as data availability, response time,

and system complexity. For data-rich environments, structured bandits are advantageous due to their ability to incorporate additional features. Conversely, in data-scarce or less complex scenarios, unstructured bandits may be more suitable. It's important to note that structured bandits often require prior knowledge and careful feature engineering, which can increase both the complexity and cost of implementation.

A promising research direction is the development of adaptive methods that can dynamically select between structured and unstructured bandit models based on the environment. Recent studies have explored model selection in contextual bandits, aiming to balance exploration and exploitation effectively. For instance, Muthukumar and Krishnamurthy [152] propose data-adaptive algorithms for model selection in linear contextual bandits.

which adaptively choose the appropriate model complexity based on observed data. Similarly, Pacchiano Camacho [153] introduces a regret balancing approach for model selection in contextual bandits and reinforcement learning, which dynamically adjusts the learning strategy to optimize performance. These approaches aim to develop algorithms that can adaptively select the most appropriate model structure in an online learning setting, thereby improving decision-making in varying environments.

Funding: H. Zhang is supported in part by the National Natural Science Foundation of China (No. 12101630) and the Beihang University under Youth Talent Start up Funding Project (No. KG16329201).

Acknowledgments: The authors thank Guangqiang Teng, Yanpeng Li, and Jin Liu for comments on the early versions of this paper.

Conflicts of Interest: The authors declare no conflicts of interest.

Appendix A

Proof of Theorem 5. Without loss of generality (WLOG), assume that $\mu_1 = \mu_{k^*}$; the regret decomposition lemma shows that $\text{Reg}_T(\pi, v) = \sum_{i=1}^K \Delta_i E[S_i(T)]$. Next, we bound $E S_i(T)$ for suboptimal arm $i \neq 1$ that is not too large.

A key observation is that after the initial period where the algorithm chooses each action once, suboptimal arm i can only be chosen if its index $\text{UCB}_i(t-1, \delta)$ is higher than that of an optimal arm 1. To avoid suboptimal arms, let G_i be the 'good' event defined by

$$G_i = \left\{ \frac{1}{u_i} \sum_{\tau \leq t, A_\tau = i} Y_i(\tau) + \sqrt{\frac{2 \log\left(\frac{1}{\delta}\right)}{u_i}} < \mu_1 \right\} \cap \left\{ \mu_1 < \min_{t \in [T]} \text{UCB}_1(t, \delta) \right\}.$$

- For arm i , the UCB for μ_i after u_i observations are taken from this arm is below μ_1 .
- μ_1 is never underestimated by the UCB of the first arm.

We firstly prove that if G_i holds for $i \neq 1$, then $S_i(T) \leq u_i$.

If G_i holds and $S_i(T) > u_i$ (arm i is played at least $u_i + 1$ times over the T rounds), then $\exists t \in [T]$ with

over $t - 1$ rounds we have $S_i(t - 1) = u_i$, and play $A_t = \text{argmax}_j \text{UCB}_j(t - 1, \delta) = i$ at t ,

so arm i is played at least $u_i + 1$ times at round t . Using the definition of G_i ,

$$\text{UCB}_i(t - 1, \delta) = \widehat{\mu}_i(t - 1) + \sqrt{\frac{2 \log(1/\delta)}{S_i(t - 1)}} \quad [\text{Definition of } \text{UCB}_i(t - 1, \delta)]$$

$$[\text{Since } S_i(t - 1) = u_i] = \frac{1}{u_i} \sum_{\tau \leq t, A_\tau = i} Y_i(\tau) + \sqrt{\frac{2 \log(1/\delta)}{u_i}}$$

$$[\text{Definition of } G_i] < \mu_1 < \text{UCB}_1(t - 1, \delta).$$

Hence, $A_t = 1 \neq i$, which is a contradiction. Therefore,

$$\text{if } G_i \text{ holds, } ES_i(T) \leq u_i.$$

Then,

$$E[S_i(T)] = E[I\{G_i\}S_i(T)] + E[I\{G_i^c\}S_i(T)] \leq u_i + P(G_i^c)T,$$

where $E[I\{G_i^c\}S_i(T)] \leq P(G_i^c)T$ is obvious since $S_i(T) \leq T$. For

$$G_i^c = \left\{ \mu_1 \geq \min_{t \in [T]} \text{UCB}_1(t, \delta) \right\} \cup \left\{ \frac{1}{u_i} \sum_{\tau \leq t, A_\tau = i} Y_i(\tau) + \sqrt{\frac{2 \log(1/\delta)}{u_i}} \geq \mu_1 \right\},$$

it holds that

$$\begin{aligned} P\left(\mu_1 \geq \min_{t \in [T]} \text{UCB}_1(t, \delta)\right) &\leq P\left(\bigcup_{s \in [T]} \left\{ \mu_1 \geq \frac{1}{s} \sum_{\tau \leq t, A_\tau = 1} Y_i(\tau) + \sqrt{\frac{2 \log(1/\delta)}{s}} \right\}\right) \\ &\leq \sum_{s=1}^T P\left(\mu_1 \geq \frac{1}{s} \sum_{\tau \leq t, A_\tau = 1} Y_i(\tau) + \sqrt{\frac{2 \log(1/\delta)}{s}}\right) \leq T\delta, \end{aligned}$$

the last inequality is by (19).

Then, since $\mu_1 = \mu_i + \Delta_i$, and using sub-G inequality for the second term in G_i^c ,

$$\begin{aligned} P\left(\sum_{\tau \leq t, A_\tau = i} \frac{Y_i(\tau)}{u_i} + \sqrt{\frac{2 \log(1/\delta)}{u_i}} \geq \mu_1\right) &= P\left(\sum_{\tau \leq t, A_\tau = i} \frac{Y_i(\tau)}{u_i} - \mu_i \geq \Delta_i - \sqrt{\frac{2 \log(1/\delta)}{u_i}}\right) \\ &\stackrel{[\text{By (A1)}]}{\leq} P\left(\sum_{\tau \leq t, A_\tau = i} \frac{Y_i(\tau)}{u_i} - \mu_i \geq c\Delta_i\right) \leq \exp\left(-\frac{u_i c^2 \Delta_i^2}{2}\right), \end{aligned}$$

where u_i is chosen large enough that *signal-to-noise condition*

$$\Delta_i - \sqrt{\frac{2 \log(1/\delta)}{u_i}} \geq c\Delta_i \Leftrightarrow (1-c)\Delta_i \geq \sqrt{\frac{2 \log(1/\delta)}{u_i}} \quad (\text{A1})$$

for some $c \in (0, 1)$ to be chosen later. It remains to choose a proper $u_i \in [T]$.

A best choice is the smallest integer s.t. $u_i \geq \frac{2 \log(1/\delta)}{(1-c)^2 \Delta_i^2}$ holds, which is $u_i = \left\lceil \frac{2 \log(1/\delta)}{(1-c)^2 \Delta_i^2} \right\rceil$.

Since $P(G_i^c) \leq T\delta + \exp\left(-\frac{u_i c^2 \Delta_i^2}{2}\right)$. Let $\delta = 1/T^2$ and $c = 1/2$, we have

$$\begin{aligned} E[S_i(T)] &\leq u_i + P(G_i^c)T \leq u_i + T\left(T\delta + \exp\left(-\frac{u_i c^2 \Delta_i^2}{2}\right)\right) \\ &\stackrel{[\text{By } u_i \geq \frac{2 \log(T^2)}{(1-c)^2 \Delta_i^2}]}{\leq} \left\lceil \frac{2 \log(T^2)}{(1-c)^2 \Delta_i^2} \right\rceil + 1 + T^{1-2c^2/(1-c)^2} \leq \frac{16 \log T}{\Delta_i^2} + 3, \end{aligned} \quad (\text{A2})$$

where we use $\lceil x \rceil < 1 + x$ in the last inequality. We obtain the problem-dependent bound

$$\text{Reg}_T(\pi, v) = \sum_{i=1}^K \Delta_i E[S_i(T)] \leq \sum_{i=1}^K \Delta_i \left[\frac{16 \log T}{\Delta_i^2} + 3 \right] = 3 \sum_{i=1}^K \Delta_i + \sum_{i: \Delta_i > 0} \frac{16 \log T}{\Delta_i}.$$

For problem-dependent bound, let $\Delta > 0$ be a threshold value (to be tuned) for Δ_k .

$$\begin{aligned} \text{Reg}_T(\pi, v) &= \sum_{i=1}^K \Delta_i E[S_i(T)] = \sum_{i:\Delta_i < \Delta} \Delta_i E[S_i(T)] + \sum_{i:\Delta_i \geq \Delta} \Delta_i E[S_i(T)] \\ \text{[By (A2) and } E[S_i(T)] \leq T\Delta + \sum_{i:\Delta_i \geq \Delta} \left(3\Delta_i + \frac{16 \log T}{\Delta_i}\right) &\leq T\Delta + \frac{16K \log T}{\Delta} + 3 \sum_{i=1}^K \Delta_i \\ &\leq 8\sqrt{TK \log T} + 3 \sum_{i=1}^K \Delta_i, \end{aligned}$$

where the first inequality is by $\sum_{i:\Delta_i < \Delta} S_i(T) \leq T$ and the last line is by $\Delta := \sqrt{(16K \log T)/T}$. \square

Appendix B

Proof of $O(K + \sqrt{KT \log T})$ -regret bound for UCB by Lemma 7. Define a good event:

$$G := \left\{ |\hat{\mu}_k(t-1) - \mu_k| \leq \sqrt{\frac{2 \log(1/\delta)}{S_k(t-1) \vee 1}}, \forall t \in [T], \forall k \in [K] \right\}.$$

By (14) and the union bound of TK events above, it implies

$$P(G^c) \leq 2TK\delta \text{ with } \mu_{k^*} - \text{UCB}_{k^*}(t-1, \delta) \leq 0, \forall t \in [T]. \quad (\text{A3})$$

where $\text{UCB}_{k^*}(t-1, \delta) = \hat{\mu}_{k^*}(t-1) + \sqrt{2 \log(1/\delta)/(S_{k^*}(t-1) \vee 1)}$, and under the G ,

$$\begin{aligned} \text{UCB}_{A_t}(t-1, \delta) - \mu_{A_t} &= \hat{\mu}_{A_t}(t-1) - \mu_{A_t} + \sqrt{2 \log(1/\delta)/(S_{k^*}(t-1) \vee 1)} \\ &\leq 2\sqrt{2 \log(1/\delta)/(S_{k^*}(t-1) \vee 1)}. \end{aligned} \quad (\text{A4})$$

The regret decomposition lemma for UCB algorithms shows

$$\begin{aligned} \text{Reg}_T(\pi, v) &\leq E \sum_{t=1}^T [\text{UCB}_{A_t}(t-1, \delta) - \mu_{A_t}] \\ &= E \sum_{t=1}^T \left[\frac{\sum_{\tau=1}^t [Y_{A_t}(\tau) - \mu_{A_t}]}{S_{A_t}(t-1) \vee 1} + \sqrt{\frac{2 \log(\delta^{-1})}{S_{A_t}(t-1) \vee 1}} \right] \\ &\leq E\{1_{G^c} \sum_{t=1}^T [\text{UCB}_{A_t}(t-1, \delta) - \mu_{A_t}]\} + E\{1_G \sum_{t=1}^T [\text{UCB}_{A_t}(t-1, \delta) - \mu_{A_t}]\} \\ &\leq 2|\mu_{k^*}|TP(G^c) + \sum_{t=1}^T E \sqrt{\frac{2 \log(\delta^{-1})}{S_{A_t}(t-1) \vee 1}} + P(G)E \left[\sum_{t=1}^T [\text{UCB}_{A_t}(t-1, \delta) - \mu_{A_t}] \mid G \right] \\ &\leq 4|\mu_{k^*}|T^2K\delta + 3E \left[\sum_{t=1}^T \sqrt{\frac{2 \log(1/\delta)}{S_{A_t}(t-1) \vee 1}} \right]. \end{aligned}$$

where the last inequality is by (A3) and (A4), and the second inequality is from $E\{\sum_{\tau=1}^T [Y_{A_t}(\tau) - \mu_{A_t}]\} = 0$ and $\max_t E[Y_{A_t}(\tau) - \mu_{A_t}] \leq 2|\mu_{k^*}|$. Estimating the last summation by the integral, we have

$$\begin{aligned} \text{Reg}_T(\pi, v) &\leq 4|\mu_{k^*}|T^2K\delta + 3 \sum_{k=1}^K E \left[\sum_{t=1}^T \sqrt{\frac{2 \log(1/\delta)}{S_k(t-1) \vee 1}} I(A_t = k) \right] \\ &\leq 4|\mu_{k^*}|T^2K\delta + 3 \sum_{k=1}^K E \int_0^{S_k(T)} \sqrt{\frac{2 \log(1/\delta)}{s}} ds \\ &= 4|\mu_{k^*}|T^2K\delta + 3E \sum_{k=1}^K [2\sqrt{2S_k(T) \log(1/\delta)}] \\ [\text{Put } \delta = 1/T^2] &= 4|\mu_{k^*}|K + 6\sqrt{2 \log(1/\delta)} E \sum_{k=1}^K \sqrt{S_k(T)} \\ [\text{Cauchy's inequality}] &\leq 4|\mu_{k^*}|K + 6\sqrt{2 \log(1/\delta)} E \sqrt{\sum_{k=1}^K 1^2 \cdot \sum_{k=1}^K S_k(T)} \\ [\sum_{k=1}^K S_k(T) = T] &\leq 4|\mu_{k^*}|K + 12\sqrt{\log T} \sqrt{KT}, \end{aligned}$$

where the second inequality is from the fact that $S_k(t)$ is a random and non-decreasing step function with the possible jump 1. \square

References

1. Richard, S.; Sutton, S.; Andrew, G. Reinforcement Learning: An Introduction, 2012.; MIT Press: Cambridge, USA
2. Sugiyama, M. *Statistical Reinforcement Learning: Modern Machine Learning Approaches*; Chapman and Hall/CRC: New York, NY, USA, 2015; pp. 1-206.
3. Maurer, M.; Gerdes, J.C.; Lenz, B.; Winner, H. *Autonomous Driving: Technical, Legal and Social Aspects*; Springer: Berlin, Germany, 2016; pp. 1-706.
4. Zhou, Q.; Zhang, X.; Xu, J.; Liang, B. Large-scale bandit approaches for recommender systems. In *Proceedings of the International Conference on Neural Information Processing (ICONIP 2017)*, Liu, D.; Xie, S.; Li, Y.; Zhao, D.; El-Alfy, E.S., Eds.; Springer: Cham, 2017; pp. 811–821.
5. Del Cerro, J.; Cruz Ulloa, C.; Barrientos, A.; de León Rivas, J. Unmanned aerial vehicles in agriculture: A survey. *Agronomy* **2021**, *11*, 203.
6. Guo, D.; Yang, D.; Zhang, H.; Song, J.; Zhang, R.; Xu, R.; Zhu, Q.; Ma, S.; Wang, P.; Bi, X.; et al. DeepSeek-R1: Incentivizing Reasoning Capability in LLMs via Reinforcement Learning. *arXiv* **2025**, arXiv:2501.12948.
7. Ouyang, L.; Wu, J.; Jiang, X.; Almeida, D.; Wainwright, C.; Mishkin, P.; Zhang, C.; Agarwal, S.; Slama, K.; Ray, A.; et al. Training language models to follow instructions with human feedback. *Adv. Neural Inf. Process. Syst.* **2022**, *35*, 27730–27744.
8. Shen, W.; Wang, J.; Jiang, Y.G.; Zha, H. Portfolio choices with orthogonal bandit learning. In *Proceedings of the 24th International Conference on Artificial Intelligence (IJCAI 2015)*, Buenos Aires, Argentina, 2015; AAAI Press: 974–980.
9. Wager, S. Causal Inference: A Statistical Learning Approach. 2024. Available online: https://web.stanford.edu/~swager/causal_inf_book.pdf (accessed on 14th Feb., 2025).
10. Cronrath, C.; Aderiani, A.R.; Lennartson, B. Enhancing digital twins through reinforcement learning. In *Proceedings of the 2019 IEEE 15th International Conference on Automation Science and Engineering (CASE)*, Vancouver, BC, Canada, 2019; IEEE: 293–298. DOI: <https://doi.org/10.1109/COASE.2019.8842888>.
11. Xia, K.; Sacco, C.; Kirkpatrick, M.; Saidy, C.; Nguyen, L.; Kircaliali, A.; Harik, R. A digital twin to train deep reinforcement learning agent for smart manufacturing plants: Environment, interfaces and intelligence. *J. Manuf. Syst.* **2021**, *58*, 210–230.
12. Durand, A.; Achilleos, C.; Iacovides, D.; Strati, K.; Mitsis, G.D.; Pineau, J. Contextual bandits for adapting treatment in a mouse model of de novo carcinogenesis. In *Proceedings of the 3rd Machine Learning for Healthcare Conference*, 17–18 August 2018, PMLR: 67–82. URL: <https://proceedings.mlr.press/v85/durand18a.html>.
13. Lu, Y.; Xu, Z.; Tewari, A. Bandit algorithms for precision medicine. In *Handbooks of Modern Statistical Methods*; Bühlmann, P., Drineas, P., Kane, M., van der Laan, M., Eds.; 2024; Chapter 13.
14. Bouneffouf, D.; Rish, I. A survey on practical applications of multi-armed and contextual bandits. *arXiv* **2019**, arXiv:1904.10040.
15. Slivkins, A. Introduction to Multi-Armed Bandits. *Found. Trends[®] Mach. Learn.* **2019**, *12*, 1–286.
16. Elena, G.; Milos, K.; Eugene, I. Survey of multiarmed bandit algorithms applied to recommendation systems. *Int. J. Open Inf. Technol.* **2021**, *9*, 12–27.
17. Liu, Y.; Li, L. A map of bandits for e-commerce. In *Proceedings of the KDD 2021 Workshop on Multi-Armed Bandits and Reinforcement Learning (MARBLE)*, 2021.

18. Letard, A.; Gutowski, N.; Camp, O.; Amghar, T. Bandit algorithms: A comprehensive review and their dynamic selection from a portfolio for multicriteria top-k recommendation. *Expert Syst. Appl.* **2024**, *26*, 123151.
19. Burtini, G.; Loepky, J.; Lawrence, R. A survey of online experiment design with the stochastic multi-armed bandit. *arXiv* **2015**, arXiv:1510.00757.
20. Shah, N. A survey on Multi-Armed, Contextual and Causal bandit algorithms for online learning *Preprint*. 2020. Available online: https://nihaarshah.github.io/project_pdfs/ML_Theory_Project_Report.pdf (accessed on 14th Feb., 2025).
21. Lattimore, T.; Szepesvári, C. *Bandit Algorithms*; Cambridge University Press: Cambridge, UK, 2020.
22. Srinivas, N.; Krause, A.; Kakade, S.; Seeger, M. Gaussian Process Optimization in the Bandit Setting: No Regret and Experimental Design. In *Proceedings of the 27th International Conference on Machine Learning*; Omnipress: 2010; pp. 1015–1022.
23. Wei, H.; Wan, R.; Shi, L.; Song, R. Zero-Inflated Bandits. *arXiv* **2023**, arXiv:2312.15595.
24. Zhang, H.; Wei, H. Sharper sub-weibull concentrations. *Mathematics* **2022**, *10*, 2252.
25. Xu, L.; Yao, F.; Yao, Q.; Zhang, H. Non-asymptotic guarantees for robust statistical learning under infinite variance assumption. *J. Mach. Learn. Res.* **2023**, *24*, 1–46.
26. Howard, S.R.; Ramdas, A.; McAuliffe, J.; Sekhon, J. Time-uniform, nonparametric, nonasymptotic confidence sequences. *Ann. Stat.* **2021**, *49*, 1055–1080.
27. Robbins, H. Some aspects of the sequential design of experiments. *Bull. Am. Math. Soc.* **1952**, *58*, 527–535.
28. Bubeck, S.; Cesa-Bianchi, N. Regret Analysis of Stochastic and Nonstochastic Multi-Armed Bandit Problems. In *Foundations and Trends® in Machine Learning*; Now Publishers, Inc.: 2012; Volume 5, pp. 1–122.
29. Lai, T.L.; Robbins, H. Asymptotically efficient adaptive allocation rules. *Adv. Appl. Math.* **1985**, *6*, 4–22.
30. Chen, Y.; Wang, Y.; Fang, E.X.; Wang, Z.; Li, R. Nearly dimension-independent sparse linear bandit over small action spaces via best subset selection. *J. Am. Stat. Assoc.* **2024**, *119*, 246–258.
31. Hao, B.; Lattimore, T.; Wang, M. High-dimensional sparse linear bandits. *Adv. Neural Inf. Process. Syst.* **2020**, *33*, 10753–10763.
32. Wang, X.; Wei, M.M.; Yao, T. Efficient sparse linear bandits under high dimensional data. In *Proceedings of the 29th ACM SIGKDD Conference on Knowledge Discovery and Data Mining*, Long Beach, CA, USA, 2023; pp. 2431–2443.
33. Fan, J.; Wang, Z.; Yang, Z.; Ye, C. Provably Efficient High-Dimensional Bandit Learning with Batched Feedbacks. *arXiv* **2023**, arXiv:2311.13180.
34. Zhang, H.; Wei, H.; Cheng, G. Tight non-asymptotic inference via sub-Gaussian intrinsic moment norm. *arXiv* **2023**, arXiv:2303.07287.
35. Li, L. A perspective on off-policy evaluation in reinforcement learning. *Front. Comput. Sci.* **2019**, *13*, 911–912.
36. Agrawal, R. The continuum-armed bandit problem. *SIAM J. Control Optim.* **1995**, *33*, 1926–1951.
37. Pukelsheim, F. *Optimal Design of Experiments*; SIAM, Philadelphia, USA, 2006.
38. Garnett, R. *Bayesian Optimization*; Cambridge University Press: Cambridge, UK, 2023.
39. Williams, C.; Rasmussen, C. Gaussian processes for regression. *Adv. Neural Inf. Process. Syst.* **1995**, *8*, 514–520.
40. Fisher, R.A. On the mathematical foundations of theoretical statistics. *Philos. Trans. R. Soc. Lond. Ser. A Contain. Pap. Math. Phys. Character* **1922**, *222*, 309–368.
41. Kahane, J.P. Propriétés locales des fonctions à séries de Fourier aléatoires. *Stud. Math.* **1960**, *19*, 1–25.
42. Cramér, H. Sur un nouveau théoreme-limite de la théorie des probabilités. *Actual. Sci. Ind.* **1938**, *736*, 5–23.
43. Gut, A. *Probability: A Graduate Course*, 2nd ed.; Springer: New York, USA, 2013.
44. Giraud, C. *Introduction to High-Dimensional Statistics*, 2nd ed.; Chapman and Hall/CRC: Boca Raton, USA, 2021.
45. Hoeffding, W. Probability Inequalities for Sums of Bounded Random Variables. *J. Am. Stat. Assoc.* **1963**, *58*, 13–30.
46. Dvoretzky, A.; Kiefer, J.; Wolfowitz, J. Asymptotic minimax character of the sample distribution function and of the classical multinomial estimator. *Ann. Math. Stat.* **1956**, *27*, 642–669.
47. Zhang, H.; Chen, S.X. Concentration inequalities for statistical inference. *Commun. Math. Res.* **2021**, *37*, 1–85.
48. Duchi, J. Statistics and Information Theory. 2024. Available online: <https://web.stanford.edu/class/stats311/lecture-notes.pdf> (accessed on 14th Feb., 2025).
49. Wainwright, M.J. *High-Dimensional Statistics: A Non-Asymptotic Viewpoint*; Cambridge University Press: Cambridge, UK, 2019.
50. Petrov, V.V. *Limit Theorems of Probability Theory; Sequences of Independent Random Variable*; Oxford University Press: Oxford, UK, 1995.
51. Li, L.; Lu, Y.; Zhou, D. Provably optimal algorithms for generalized linear contextual bandits. In *Proceedings of the 34th International Conference on Machine Learning*, 06–11 Aug 2017; Volume 70, pp. 2071–2080.
52. Phan, M.; Thomas, P.; Learned-Miller, E. Towards practical mean bounds for small samples. In *Proceedings of the 38th International Conference on Machine Learning*, 18–24 Jul 2021; Volume 139, pp. 8567–8576.
53. Waudby-Smith, I.; Ramdas, A. Estimating means of bounded random variables by betting. *J. R. Stat. Soc. Ser. B Stat. Methodol.* **2024**, *86*, 1–27.
54. Fan, J.; Guo, Y.; Yu, M. Policy optimization using semiparametric models for dynamic pricing. *J. Am. Stat. Assoc.* **2024**, *119*, 552–564.
55. Petrov, V.V. *Sums of Independent Random Variables*; Springer: Berlin, German, 1975.
56. Efron, B.; Hastie, T. *Computer Age Statistical Inference, Student Edition: Algorithms, Evidence, and Data Science*; Cambridge University Press: Cambridge, UK, 2021.

57. Devroye, L.; Györfi, L.; Lugosi, G. *A Probabilistic Theory of Pattern Recognition*; Springer: New York, USA, 1997.
58. Kearns, M.; Saul, L. Large deviation methods for approximate probabilistic inference. In *Proceedings of the Fourteenth Conference on Uncertainty in Artificial Intelligence*, 1998; pp. 311–319. Morgan Kaufmann Publishers Inc.: San Francisco, CA, USA, 1998.
59. Arlot, S.; Blanchard, G.; Roquain, E. Some nonasymptotic results on resampling in high dimension, I: confidence regions. *Ann. Stat.* **2010**, *38*, 51–82.
60. Horowitz, J.L.; Lee, S. Inference in a class of optimization problems: Confidence regions and finite sample bounds on errors in coverage probabilities. *J. Bus. Econ. Stat.* **2023**, *41*, 927–938.
61. Rakhlin, A. *Mathematical Statistics: A Non-Asymptotic Approach. Lecture Notes*. 2020. Available online: <https://web.stanford.edu/class/stats311/lecture-notes.pdf> (accessed on 14th Feb., 2025).
62. Zheng, Y.; Cheng, G. Finite-time analysis of vector autoregressive models under linear restrictions. *Biometrika* **2021**, *108*, 469–489.
63. Bettache, N.; Butucea, C.; Sorba, M. Fast nonasymptotic testing and support recovery for large sparse Toeplitz covariance matrices. *J. Multivar. Anal.* **2021**, *190*, 104883.
64. Kim, S.; Fay, M.P.; Proschan, M.A. Valid and Approximately Valid Confidence Intervals for Current Status Data. *J. R. Stat. Soc. Ser. B (Stat. Methodol.)* **2021**, *83*, 438–452.
65. Yu, M.; Chen, X. Finite sample change point inference and identification for high-dimensional mean vectors. *J. R. Stat. Soc. Ser. B (Stat. Methodol.)* **2021**, *83*, 247–270.
66. Besson, L.; Kaufmann, E. What doubling tricks can and can't do for multi-armed bandits. *arXiv* **2018**, arXiv:1803.06971.
67. Lai, T.L. Adaptive treatment allocation and the multi-armed bandit problem. *Ann. Stat.* **1987**, *15*, 1091–1114.
68. Ren, H.; Zhang, C.H. On Lai's Upper Confidence Bound in Multi-Armed Bandits. *arXiv* **2024**, arXiv:2410.02279.
69. Alexandre, T. *Introduction to Nonparametric Estimation*; Springer: New York, USA, 2009.
70. Audibert, J.Y.; Bubeck, S. Minimax policies for adversarial and stochastic bandits. In *Proceedings of the COLT*, 2009; pp. 217–226.
71. Russo, D.J.; Van Roy, B.; Kazerouni, A.; Osband, I.; Wen, Z. A tutorial on thompson sampling. *Found. Trends[®] Mach. Learn.* **2018**, *11*, 1–96.
72. Thompson, W.R. On the likelihood that one unknown probability exceeds another in view of the evidence of two samples. *Biometrika* **1933**, *25*, 285–294.
73. Jin, T.; Xu, P.; Shi, J.; Xiao, X.; Gu, Q. MOTS: Minimax Optimal Thompson Sampling. In *Proceedings of the 38th International Conference on Machine Learning*, 2021; pp. 5074–5083. PMLR: 2021.
74. Li, L.; Chu, W.; Langford, J.; Schapire, R.E. A contextual-bandit approach to personalized news article recommendation. In *Proceedings of the 19th International Conference on World Wide Web (WWW '10)*, 2010; pp. 661–670.
75. Zhang, T. *Mathematical Analysis of Machine Learning Algorithms*; Cambridge University Press: Cambridge, UK, 2023.
76. Dani, V.; Hayes, T.P.; Kakade, S.M. Stochastic Linear Optimization under Bandit Feedback. In *Proceedings of the COLT*, 2008; Volume 2, p. 3.
77. Agrawal, S.; Goyal, N. Thompson sampling for contextual bandits with linear payoffs. In *Proceedings of the 30th International Conference on Machine Learning*, 2013; pp. 127–135.
78. Russo, D.; Van Roy, B. Learning to optimize via posterior sampling. *Math. Oper. Res.* **2014**, *39*, 1221–1243.
79. Zhou, D.; Li, L.; Gu, Q. Neural contextual bandits with UCB-based exploration. In *Proceedings of the 37th International Conference on Machine Learning*, 2020; pp. 11492–11502.
80. Zhang, W.; Zhou, D.; Li, L.; Gu, Q. Neural Thompson Sampling. In *Proceedings of the International Conference on Learning Representation (ICLR)*, 2021.
81. Srinivas, N.; Krause, A.; Kakade, S.; Seeger, M. Gaussian Process Optimization in the Bandit Setting: No Regret and Experimental Design. In *Proceedings of the 27th International Conference on Machine Learning*; Omnipress: 2010; pp. 1015–1022.
82. Brochu, E.; Cora, V.M.; De Freitas, N. A tutorial on Bayesian optimization of expensive cost functions, with application to active user modeling and hierarchical reinforcement learning. *arXiv* **2010**, arXiv:1012.2599.
83. Schulz, E.; Speekenbrink, M.; Krause, A. A tutorial on Gaussian process regression: Modelling, exploring, and exploiting functions. *J. Math. Psychol.* **2018**, *85*, 1–16.
84. Thomas, M.; Joy, A.T. *Elements of Information Theory*; Wiley-Interscience, Hoboken, USA, 2006.
85. Chowdhury, S.R.; Gopalan, A. On kernelized multi-armed bandits. In *Proceedings of the International Conference on Machine Learning*; PMLR: 2017; pp. 844–853.
86. Krause, A.; Ong, C. Contextual Gaussian Process Bandit Optimization. *Advances in Neural Information Processing Systems* **2011**, *24*, 2447–2455.
87. Gotovos, A.; Casati, N.; Hitz, G.; Krause, A. Active learning for level set estimation. In *Proceedings of the Twenty-Third International Joint Conference on Artificial Intelligence*, 2013; pp. 1344–1350.
88. Hayashi, T.; Ito, N.; Tabata, K.; Nakamura, A.; Fujita, K.; Harada, Y.; Komatsuzaki, T. Gaussian process classification bandits. *Pattern Recognit.* **2024**, *149*, 110224.
89. Mathieu, E. *Gaussian Process Bandits Preprint*. 2016. Available online: <https://emilemathieu.fr/files/gpbanditsreport.pdf> (accessed on 14th Feb., 2025).
90. Neiswanger, W.; Ramdas, A. Uncertainty Quantification Using Martingales for Misspecified Gaussian Processes. *Proceedings of the 32nd International Conference on Algorithmic Learning Theory* **2021**, *132*, 963–982.

91. Clare, C.; Hawe, G.; Lin, Z.; McClean, S. Confidence Bound Minimization for Bayesian Optimization with Student's-t Processes. *Proceedings of the 3rd International Conference on Applications of Intelligent Systems* **2020**, Article 9, 1–5.
92. Williams, C.K.; Rasmussen, C.E. *Gaussian Processes for Machine Learning*; MIT Press: Cambridge, MA, USA, 2006; Volume 2.
93. Singh, S. Continuum-Armed Bandits: A Function Space Perspective. *Proceedings of The 24th International Conference on Artificial Intelligence and Statistics* **2021**, 130, 2620–2628.
94. Hsing, T.; Eubank, R. *Theoretical Foundations of Functional Data Analysis, with an Introduction to Linear Operators*; John Wiley & Sons, West Sussex, 2015.
95. Shi, J.Q.; Choi, T. *Gaussian Process Regression Analysis for Functional Data*; CRC Press: 2011.
96. Zhang, H.; Lei, X. Growing-dimensional partially functional linear models: non-asymptotic optimal prediction error. *Phys. Scr.* **2023**, *98*, 095216.
97. Yao, F.; Müller, H.G.; Wang, J.L. Functional data analysis for sparse longitudinal data. *J. Am. Stat. Assoc.* **2005**, *100*, 577–590.
98. Zhou, H.; Yao, F.; Zhang, H. Functional linear regression for discretely observed data: From ideal to reality. *Biometrika* **2023**, *110*, 381–393.
99. Cai, T.T.; Pu, H. Stochastic continuum-armed bandits with additive models: Minimax regrets and adaptive algorithm. *Ann. Stat.* **2022**, *50*, 2179–2204.
100. Ji, H.; Müller, H.G. Optimal designs for longitudinal and functional data. *J. R. Stat. Soc. Ser. B Stat. Methodol.* **2017**, *79*, 859–876.
101. Sarkar, J. One-armed bandit problems with covariates. *Ann. Stat.* **1991**, *19*, 1978–2002.
102. Yang, Y.; Zhu, D. Randomized allocation with nonparametric estimation for a multi-armed bandit problem with covariates. *Ann. Stat.* **2002**, *30*, 100–121.
103. Perchet, V.; Rigollet, P. The multi-armed bandit problem with covariates. *Ann. Stat.* **2013**, *41*, 693–721.
104. Baransi, A.; Maillard, O.A.; Mannor, S. Sub-sampling for multi-armed bandits. In Proceedings of the Machine Learning and Knowledge Discovery in Databases: European Conference, ECML PKDD 2014, Nancy, France, 15–19 September 2014; Proceedings, Part I 14; Springer: 2014; pp. 115–131.
105. Chan, H.P. The Multi-armed bandit Problem. *Ann. Stat.* **2020**, *48*, 346–373.
106. Ai, M.; Huang, Y.; Yu, J. A non-parametric solution to the multi-armed bandit problem with covariates. *J. Stat. Plan. Inference* **2021**, *211*, 402–413.
107. Cai, C.; Cai, T.T.; Li, H. Transfer learning for contextual multi-armed bandits. *Ann. Stat.* **2024**, *52*, 207–232.
108. Qian, W.; Ing, C.K.; Liu, J. Adaptive algorithm for multi-armed bandit problem with high-dimensional covariates. *J. Am. Stat. Assoc.* **2024**, *119*, 970–982.
109. Liu, P.; Yang, Z.; Wang, Z.; Sun, W.W. Contextual Dynamic Pricing with Strategic Buyers. *J. Am. Stat. Assoc.* **2024**, 1–13. <https://doi.org/10.1080/01621459.2024.2370613>
110. Battiston, M.; Favaro, S.; Teh, Y.W. Multi-armed bandit for species discovery: A Bayesian nonparametric approach. *J. Am. Stat. Assoc.* **2018**, *113*, 455–466.
111. Chen, H.; Lu, W.; Song, R. Statistical inference for online decision making: In a contextual bandit setting. *J. Am. Stat. Assoc.* **2021**, *116*, 240–255.
112. Zhou, J.; Hao, B.; Wen, Z.; Zhang, J.; Sun, W.W. Stochastic low-rank tensor bandits for multi-dimensional online decision making. *J. Am. Stat. Assoc.* **2024**, 1–14. <https://doi.org/10.1080/01621459.2024.2311364>.
113. Zhu, B.; Jordan, M.; Jiao, J. Principled Reinforcement Learning with Human Feedback from Pairwise or K-wise Comparisons. *Proceedings of the 40th International Conference on Machine Learning* **2023**, 202, 43037–43067.
114. Scheid, A.; Boursier, E.; Durmus, A.; Jordan, M.I.; Ménard, P.; Moulines, E.; Valko, M. Optimal Design for Reward Modeling in RLHF. *arXiv* **2024**, arXiv:2410.17055.
115. Uehara, M.; Shi, C.; Kallus, N. A review of off-policy evaluation in reinforcement learning. *arXiv* **2022**, arXiv:2212.06355.
116. Berry, D.A.; Chen, R.W.; Zame, A.; Heath, D.C.; Shepp, L.A. Bandit problems with infinitely many arms. *Ann. Stat.* **1997**, *25*, 2103–2116.
117. Clayton, M.K.; Berry, D.A. Bayesian nonparametric bandits. *Ann. Stat.* **1985**, *13*, 1523–1534.
118. Kelly, F. Multi-armed bandits with discount factor near one: The Bernoulli case. *Ann. Stat.* **1981**, *9*, 987–1001.
119. Gittins, J.C. Bandit processes and dynamic allocation indices. *J. R. Stat. Soc. Ser. B Stat. Methodol.* **1979**, *41*, 148–164.
120. Whittle, P. Multi-armed bandits and the Gittins index. *J. R. Stat. Soc. Ser. B (Methodol.)* **1980**, *42*, 143–149.
121. Glazebrook, K. On randomized dynamic allocation indices for the sequential design of experiments. *J. R. Stat. Soc. Ser. B Stat. Methodol.* **1980**, *42*, 342–346.
122. Fuh, C.D.; Hu, I. Asymptotically efficient strategies for a stochastic scheduling problem with order constraints. *Ann. Stat.* **2000**, *28*, 1670–1695.
123. Gittins, J.; Wang, Y.G. The learning component of dynamic allocation indices. *Ann. Stat.* **1992**, *20*, 1625–1636.
124. Chen, Z.; Yan, X.; Zhang, G. Strategic two-sample test via the two-armed bandit process. *J. R. Stat. Soc. Ser. B Stat. Methodol.* **2023**, *85*, 1271–1298.
125. Han, Q.; Khamaru, K.; Zhang, C.H. UCB algorithms for multi-armed bandits: Precise regret and adaptive inference. *arXiv* **2024**, arXiv:2412.06126.
126. Fox, B.L. Finite horizon behavior of policies for two-arm bandits. *J. Am. Stat. Assoc.* **1974**, *69*, 963–965.

127. Li, Z.; Zhang, C.H. Asymptotically efficient allocation rules for two Bernoulli populations. *J. R. Stat. Soc. Ser. B Stat. Methodol.* **1992**, *54*, 609–616.
128. Cappé, O.; Garivier, A.; Maillard, O.A.; Munos, R.; Stoltz, G. Kullback-Leibler upper confidence bounds for optimal sequential allocation. *Ann. Stat.* **2013**, *41*, 1516–1541.
129. Kaufmann, E. On Bayesian index policies for sequential resource allocation. *Ann. Stat.* **2018**, *46*, 842–865.
130. Ginebra, J.; Clayton, M.K. Response surface bandits. *J. R. Stat. Soc. Ser. B Stat. Methodol.* **1995**, *57*, 771–784.
131. Wang, Z.; Dahl, G.E.; Swersky, K.; Lee, C.; Nado, Z.; Gilmer, J.; Snoek, J.; Ghahramani, Z. Pre-trained Gaussian processes for Bayesian optimization. *J. Mach. Learn. Res.* **2024**, *25*, 1–83.
132. Berry, D.A. Modified two-armed bandit strategies for certain clinical trials. *J. Am. Stat. Assoc.* **1978**, *73*, 339–345.
133. Bather, J. Randomized allocation of treatments in sequential experiments. *J. R. Stat. Soc. Ser. B (Methodol.)* **1981**, *43*, 265–283.
134. Cheng, Y.; Berry, D.A. Optimal adaptive randomized designs for clinical trials. *Biometrika* **2007**, *94*, 673–689.
135. Mozgunov, P.; Jaki, T. An information theoretic approach for selecting arms in clinical trials. *J. R. Stat. Soc. Ser. B Stat. Methodol.* **2020**, *82*, 1223–1247.
136. Wang, R.; Ramdas, A. False discovery rate control with e-values. *J. R. Stat. Soc. Ser. B Stat. Methodol.* **2022**, *84*, 822–852.
137. Liu, Y.; Ročková, V. Variable selection via Thompson sampling. *J. Am. Stat. Assoc.* **2023**, *118*, 287–304.
138. Misra, K.; Schwartz, E.M.; Abernethy, J. Dynamic online pricing with incomplete information using multiarmed bandit experiments. *Mark. Sci.* **2019**, *38*, 226–252.
139. Jain, L.; Li, Z.; Loghmani, E.; Mason, B.; Yoganarasimhan, H. Effective Adaptive Exploration of Prices and Promotions in Choice-Based Demand Models. *Mark. Sci.* **2024**, *43*, 925–1151.
140. Duan, X.; Li, H.; Wang, P.; Wang, T.; Liu, B.; Zhang, B. Bandit Interpretability of Deep Models via Confidence Selection. *Neurocomputing* **2023**, *544*, 126250.
141. Binois, M.; Huang, J.; Gramacy, R.B.; Ludkovski, M. Replication or exploration? Sequential design for stochastic simulation experiments. *Technometrics* **2019**, *61*, 7–23.
142. Makarova, A.; Usmanova, I.; Bogunovic, I.; Krause, A. Risk-averse heteroscedastic bayesian optimization. *Adv. Neural Inf. Process. Syst.* **2021**, *34*, 17235–17245.
143. Zhang, X.; Lin, D.K.; Wang, L. Digital Triplet: A Sequential Methodology for Digital Twin Learning. *Mathematics* **2023**, *11*, 2661.
144. Karkaria, V.; Goeckner, A.; Zha, R.; Chen, J.; Zhang, J.; Zhu, Q.; Cao, J.; Gao, R.X.; Chen, W. Towards a digital twin framework in additive manufacturing: Machine learning and bayesian optimization for time series process optimization. *J. Manuf. Syst.* **2024**, *75*, 322–332.
145. Zhou, L. A survey on contextual multi-armed bandits. *arXiv* **2015**, arXiv:1508.03326.
146. Wu, Y.; Shariff, R.; Lattimore, T.; Szepesvári, C. Conservative Bandits. *Proceedings of the 33rd International Conference on Machine Learning* **2016**, *48*, 1254–1262.
147. Wu, S.; Wang, C.H.; Li, Y.; Cheng, G. Residual Bootstrap Exploration for Stochastic Linear Bandit. *Proceedings of the Thirty-Eighth Conference on Uncertainty in Artificial Intelligence* **2022**, *180*, 2117–2127.
148. Lieber, J. Estimating concentration parameters for bandit algorithms. *Job Market Paper* **2022**. Available online: <https://jonaslieber.com/research.html> (accessed on 14th Feb., 2025).
149. Wan, R.; Wei, H.; Kveton, B.; Song, R. Multiplier Bootstrap-Based Exploration. *Proceedings of the 40th International Conference on Machine Learning* **2023**, *1476*, 35444–35490.
150. Kveton, B.; Szepesvári, C.; Ghavamzadeh, M.; Boutilier, C. Perturbed-history exploration in stochastic multi-armed bandits. In *Proceedings of the 28th International Joint Conference on Artificial Intelligence*, 2019; pp. 2786–2793.
151. Kveton, B.; Szepesvári, C.; Ghavamzadeh, M.; Boutilier, C. Perturbed-History Exploration in Stochastic Linear Bandits. *Proceedings of the 35th Uncertainty in Artificial Intelligence Conference* **2020**, 530–540.
152. Muthukumar, V.K.; Krishnamurthy, A. Universal and data-adaptive algorithms for model selection in linear contextual bandits. *Proceedings of the 39th International Conference on Machine Learning* **2022**, 16197–16222.
153. Pacchiano Camacho, A. Model Selection for Contextual Bandits and Reinforcement Learning. Ph.D. Thesis, UC Berkeley, Berkeley, CA, USA, 2021.

Under review.