

Two-dimensional spin helix and magnon-induced singularity in twisted bilayer graphene

Yung-Yeh Chang,¹ Kazuma Saito,^{1,2} and Chen-Hsuan Hsu¹

¹*Institute of Physics, Academia Sinica, Taipei 11529, Taiwan*

²*Department of Applied Physics, Tokyo University of Science, Katsushika, Tokyo 125-8585, Japan*

Twisted bilayer graphene exhibits prominent correlated phenomena in two distinct regimes: a Kondo lattice near the magic angle, resembling heavy fermion systems, and a triangular correlated domain wall network under interlayer bias, akin to sliding Luttinger liquids previously introduced for cuprates. Combining these characteristics, here we investigate a system where interacting electrons in the domain wall network couple to localized spins. Owing to inter-domain-wall correlations, a two-dimensional spin helix phase emerges as a result of spatial phase coherence across parallel domain walls. Within the spin helix phase, magnons can induce a singularity, reflected in the scaling exponents of various correlation functions, accessible through electrical means. We predict observable features in magnetic resonance and anisotropic paramagnetic spin susceptibility for the spin helix and the magnon-induced singularity, serving as experimental indicators of the interplay between the Kondo lattice and sliding Luttinger liquids. Integrating critical aspects of Luttinger liquid physics, magnetism, and Kondo physics in twisted bilayer graphene, our findings offer insights into similar correlated phenomena across a broad range of twisted van der Waals structures.

Introduction. Twisted bilayer graphene (TBG) has emerged as a promising platform for exploring correlated phenomena. When the angle between the two layers are close to the magic angle, the Fermi velocity is dramatically suppressed [1–5], resulting in the formation of quasiflat energy bands and a significant enhancement in the density of states. Consequently, interactions between electrons become significant as compared to the bandwidth, leading to various correlated quantum states [6–9], such as superconductivity [10], correlated insulating states [11, 12], strange metals [13, 14], orbital ferromagnetism [15–18], and nematic order [19, 20]. The many-body correlations are believed to originate from the strongly localized wavefunctions at AA-stacking regions [4, 21–29]. Furthermore, recent investigations revealed that magic angle TBG shows characteristics akin to those of heavy fermion compounds, where localized moments develop near AA-stacking regions and couple to conduction electrons through spin-exchange coupling [29–36], thereby providing an additional perspective on Kondo-lattice systems.

Remarkably, correlated phenomena in TBG can be achieved without relying on specific twisted structures. In particular, upon applying perpendicular electric fields, domain walls separating the AB- and BA-stacking areas can host gapless modes [37–48], which form a two-dimensional (2D) triangular quantum network. This network exhibits correlated phenomena and high tunability [49], with electrically adjustable parameters such as Fermi velocity, bandwidth and interaction strengths of the domain wall modes, which can further control the instability of the network towards various orders. This distinct regime underscores the operational characteristics of TBG in various configurations.

Motivated by these discoveries, here we explore a system that combines two distinct characteristics in TBG, including correlated network and the coupling between itinerant carriers and localized magnetic moments. Specifically, we examine a system comprising interacting electrons that traverse the domain walls, coupling to localized moments distributed on the graphene layers; see Fig. 1(a). The first entity forms a triangular domain wall network [50, 51], extending the concept of sliding Luttinger liquid (SLL) from earlier studies on

cuprates [52–55]. The localized moments could be introduced through magnetic adatoms [56, 57] or nuclear spins via isotope engineering [58, 59]. In the Ruderman-Kittel-Kasuya-Yosida (RKKY) regime, the electrons mediate indirect coupling between localized moments within and across parallel domain walls. At sufficiently low temperatures, the RKKY coupling leads to magnetic ordering. We remark that, while the RKKY interaction serves as a cornerstone in the study of hybrid systems combining conduction electrons and localized spins, its analysis in the quasi-2D SLL framework remains insufficiently explored. In contrast to isolated one-dimensional systems [60–66], the spatial phase coherence developed in parallel domain walls leads to formation of a 2D spin helix. Within the spin helix phase, we identify a magnon-induced singularity, reflected in the scaling exponents of various correlation functions, which is accessible through electrical means. Finally, we predict observable features of the spin helix and magnon-induced singularity in magnetic resonance and paramagnetic susceptibility, which can reveal an electrically tunable platform for the interplay between the Kondo lattice and SLL.

Model. Our Hamiltonian $H = H_{ee} + H_K$ includes the electronic subsystem, H_{ee} , including both the kinetic energy and e - e interactions of the conduction electrons confined in the domain, and their coupling, H_K , to localized moments. Using the standard bosonization [67], the electron subsystem is described by

$$H_{ee} = \frac{1}{N_{dw}} \sum_{j,q_\perp} \sum_{\nu,P} \int \frac{\hbar dr}{2\pi} \left[\frac{v_{\nu P}(q_\perp)}{\tilde{K}_{\nu P}(q_\perp)} \left| \partial_r \phi_{\nu P,q_\perp}^j(r) \right|^2 + v_{\nu P}(q_\perp) \tilde{K}_{\nu P}(q_\perp) \left| \partial_r \theta_{\nu P,q_\perp}^j(r) \right|^2 \right], \quad (1)$$

with the momentum component $\hbar q_\perp$ perpendicular to the domain walls and the indices given in Fig. 1 caption. The bosonic fields ϕ and θ in Eq. (1) are labeled as the charge/spin $\nu \in \{c, s\}$ and symmetric/antisymmetric $P \in \{S, A\}$ sectors, corresponding to the linear combination of the eight gapless

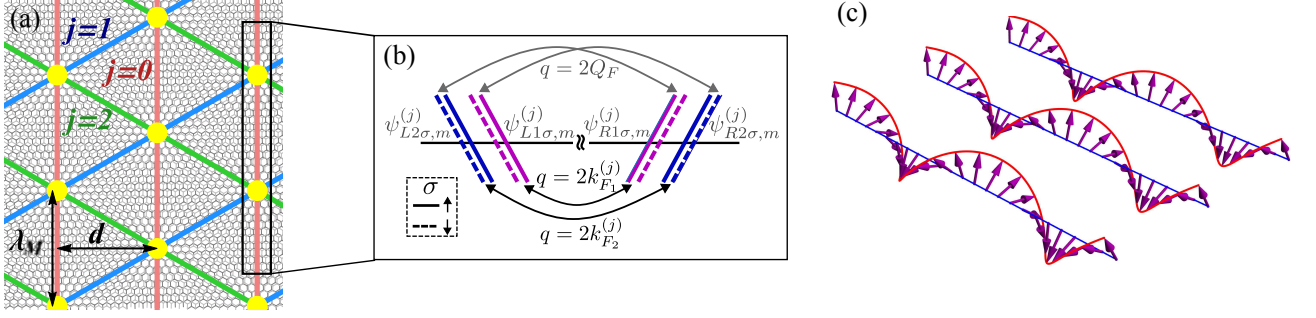


FIG. 1. (a) TBG domain wall network formed by three arrays (labeled by $j = \{0, 1, 2\}$) of parallel domain walls (red, blue, and green lines), each rotated by 120° relative to the others. The domain walls are indexed by $m \in [1, N_{\text{dw}}]$ with the number N_{dw} of domain walls per array. Here, λ_M represents the moiré wavelength, and d the distance between two adjacent domain walls. (b) Within a single domain wall, there are eight low-energy modes with Fermi wave vectors $k_{F\delta,m}^{(j)}$ and represented by fermion fields, $\psi_{\ell\delta\sigma,m}^{(j)}$ with the spin $\sigma \in \{\uparrow \text{ (solid)}, \downarrow \text{ (dashed)}\}$, propagation directions $\ell \in \{R, L\}$, and branches $\delta \in \{1 \text{ (blue)}, 2 \text{ (purple)}\}$. The arrows indicate backscattering processes with momentum transfers $q \in \{2k_{F1,m}^{(j)}, 2k_{F2,m}^{(j)}, 2Q_F \equiv k_{F1,m}^{(j)} + k_{F2,m}^{(j)}\}$. (c) Sketch of spatially phase-coherent spin helices on three adjacent domain walls.

modes per domain wall, and satisfy the commutation relation,

$$\left[\phi_{\nu P, q_\perp}^j(r), \theta_{\nu' P', q'_\perp}^{j'}(r') \right] = \frac{i\pi}{2} \delta_{jj'} \delta_{\nu\nu'} \delta_{PP'} \delta_{q_\perp, -q'_\perp} \times \text{sgn}(r' - r) \quad (2)$$

Since scatterings involving crossing domain walls are generally less relevant [51], our focus is on scatterings within a single domain wall or between parallel domain walls; therefore, the array index is omitted below. Since screened Coulomb interactions only enter the charge symmetric sector [49], for $\nu P \neq cS$ we have $\tilde{K}_{\nu P} = 1$ with $v_{\nu P}$ given by the domain wall velocity v_{dw} . We further assume periodic boundary condition perpendicular to the domain walls within each array [50, 52–55] and express \tilde{K}_{cS} as periodic function of q_\perp ,

$$\tilde{K}_{cS}(q_\perp) = K_{cS} [1 + \lambda_1 \cos(q_\perp d) + \lambda_2 \cos(2q_\perp d)], \quad (3)$$

which we keep the first three Fourier components for simplicity. Here, the SLL parameters K_{cS} and $\lambda_{1,2}$ are introduced for characterizing the electron-electron interaction strength. The values of $\lambda_{1,2}$ are bounded by the condition $\tilde{K}_{cS}(q_\perp) > 0$ over the entire range $-\pi \leq q_\perp d \leq \pi$; see Sec. S.I of Supplemental Material (SM) for details [68]. We note alternative bosonized models [69–71], though not in the SLL form as adopted here. More importantly, given that the interaction-to-bandwidth ratio $U_{ee}/(\hbar v_{\text{dw}})$ can be estimated using the continuum model [49], the parameter $K_{cS} = 1/\sqrt{1 + \frac{U_{ee}}{\pi \hbar v_{\text{dw}}}}$ [67] can also be estimated similarly and demonstrates electrical tunability.

The spin-exchange interaction H_K between conduction electrons and localized moments is given by

$$H_K = \sum_{k,m} \sum_{\mu,\sigma,\sigma'} \frac{J_K^\mu}{N_\perp} [\psi_{\sigma,m}^\dagger(r_k) \sigma_{\sigma\sigma'}^\mu \psi_{\sigma',m}(r_k)] S_m^\mu(r_k), \quad (4)$$

with the coupling J_K^μ with $\mu \in \{x, y, z\}$ (taking into account reduced $J_K^{x,y}$ for domain wall modes [68]), the number N_\perp of

localized moments within the transverse extent of the domain wall modes $\psi_{\sigma,m} \equiv \sum_{\ell,\delta} \psi_{\ell\delta\sigma,m}$, and the spin $S_m(r_k)$ (modeled as classical spins) near the domain wall with length S at the position labeled by r_k .

To proceed, we consider the weak- J_K regime [60–65], in which we derive indirect RKKY coupling between localized moments,

$$H_R = \sum_{m,n} \sum_{\mu,\nu} \int \frac{dr dr'}{N_\perp^2} J_n^\mu(|r - r'|) S_{m+n}^\mu(r) S_m^\mu(r'), \quad (5)$$

with the spin operator $S_n^\mu(r_k)/a \rightarrow S_n^\mu(r)$ in continuum limit, short-distance cutoff a , and coupling strength J_n^μ proportional to the spin susceptibility of electrons between the n th-nearest-neighbor parallel domain walls. In momentum space, J_n^μ develops dips at momenta corresponding to scattering processes involving single or multiple parallel domain walls. As shown in Fig. 1(b), these backscattering processes include the intra-branch (\leftrightarrow) processes with momentum transfer (projected onto the domain wall) $q = \pm 2k_{F1,2}$ and the interbranch (\leftrightarrow) ones with $q = \pm 2Q_F \equiv \pm(k_{F1} + k_{F2})$. The $\pm 2Q_F$ processes develop a global maximum (in absolute value) for $q_\perp = 0$, owing to more available states for scatterings [68]. To minimize energy, the localized moments tend to align with the Fourier component corresponding to the dip position, $q = \pm 2Q_F$. Below we discuss the ordering of these localized spins.

Results and discussions. We now demonstrate that the localized moments tend to form a helical pattern with spatial period π/Q_F along the domain walls. Given the inherent C_3 rotational symmetry of our model, there is no preferred direction for the formation of the 2D spin helix, making it equally probable to develop in any of the three arrays. Formally, we take the ansatz incorporating an offset phase ϑ_m depending on the domain wall index,

$$\langle S_m(r) \rangle = m_{2Q_F}(T) S N_\perp / a \times [\hat{x} \cos(2Q_F r + \vartheta_m) + \hat{y} \sin(2Q_F r + \vartheta_m)], \quad (6)$$

with the order parameter m_{2Q_F} satisfying $m_{2Q_F}(0) = 1$ and $m_{2Q_F}(T_{\text{hx}}) = 0$, and the ordering temperature T_{hx} .

Before proceeding, we discuss the spatial rotational symmetry breaking in the ansatz. Namely, simultaneously establishing a helix in all three arrays would require the helix period π/Q_F to be commensurate with λ_M [see Fig. 1(a)], as the triangular network would otherwise lead to geometrical frustration. However, this commensurate condition necessitates precise tuning of the chemical potential. Under typical conditions, a 2D spin helix will form within a single array, thereby breaking the C_3 rotational symmetry—a scenario we explore throughout the article.

To proceed, we derive the magnon spectrum from Eqs. (5)–(6), which leads to [68]

$$\begin{aligned} \hbar\omega(q, q_\perp) = & \frac{S}{2^{3/2}N_\perp} \sqrt{J_{q_\perp=0}^x(2Q_F) - J_{q_\perp}^z(q)} \\ & \times \sqrt{2J_{q_\perp=0}^x(2Q_F) - J_{q_\perp}^x(2Q_F + q) - J_{q_\perp}^x(2Q_F - q)}, \end{aligned} \quad (7)$$

where $J_{q_\perp}^\mu(q)$ denotes the Fourier transform of $J_n^\mu(r)$. In Fig. S3 of SM, we show the magnon spectrum for typical parameter values [68]. For $q_\perp = 0$, Goldstone zero modes are present at $q = 0, \pm 2Q_F$, corresponding to the breaking of spin rotational symmetry in the helix phase [63, 65]; for $q_\perp \neq 0$, the Goldstone modes acquire finite energy. In realistic systems, however, these zero modes can be gapped due to finite-size effects [64, 72], circumventing the Mermin-Wagner theorem for the thermodynamic limit. Namely, in a domain wall of length L , the momentum is quantized in unit of $q = \pi/L$ and the magnon energy is approximately constant (see Fig. S3 in SM [68]), $\hbar\omega(q = \frac{\pi}{L}, q_\perp) \approx \hbar\omega_0 \equiv S |J_{q_\perp=0}^x(2Q_F)| / 2N_\perp$, set by the RKKY energy scale $J_{q_\perp=0}^x(2Q_F)$.

Next, we obtain the magnetic energy gain from Eqs. (5)–(6), highlighting a key difference compared to isolated channels [64, 72]. Specifically, owing to the nonlocal contributions $J_{n \neq 0}^\mu$ in Eq. (5), the energy is minimized when the offset ϑ_m is uniform across domain walls [68]. Combined with the fact that the global maximum of $|J_{n \neq 0}^\mu|$ occurs at $q_\perp = 0$, this leads to the development of spatial phase coherence among spin helices in distinct domain walls in parallel to each other. With the numerically computed magnon energy $\hbar\omega_0$, we estimate the ordering temperature T_{hx} while self-consistently incorporating effects of the spatially rotating magnetic field induced by spin ordering [68]. Notably, reflecting the 2D nature of the system, the contributions from $J_{n \neq 0}^\mu$ result in an increase in T_{hx} more than an order of magnitude. Additionally, the helix-induced field couples to the electron spins, opening a partial gap in the domain wall spectrum. This gap leads to a Peierls energy gain, further stabilizing the spin helix. Consequently, we establish that the system forms a C_3 -breaking spatially phase-coherent 2D spin helix at sufficiently low temperatures.

Magnon-induced singularity. In the spin helix phase, the magnons can lead to spin flips of electrons, which is known to influence electrical transport through backscattering [72–74]. Here, we instead look into the magnon-induced forward scattering and explore its effects on the scaling dimensions of various operators. To this end, we express Eq. (4) as $H_K \approx \langle H_K \rangle_{\text{hx}} + H_{\text{em}}$, with the expectation value $\langle \cdots \rangle_{\text{hx}}$

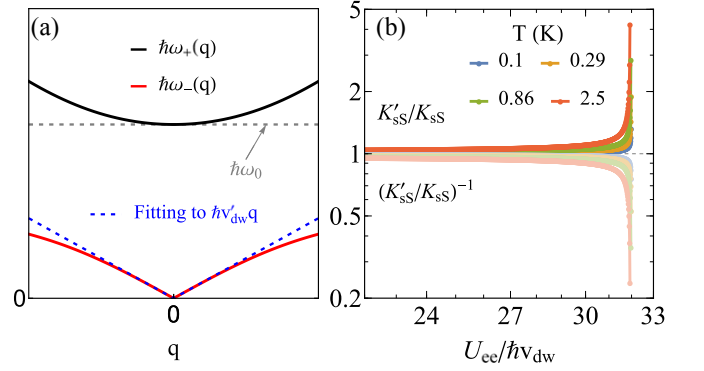


FIG. 2. (a) Excitation spectrum $\hbar\omega_\pm(q)$ (black/red curves) in electron-magnon-coupled systems. For small q , the lower band $\omega_-(q)$ follows linear dispersion with velocity v'_{dw} (blue dashed line). (b) Modified scaling exponent $(K'_{ss}/K_{ss})^{-1}$ as a function of the interaction strength (U_{ee}) for various temperatures. We have chosen the parameters, $L = 0.5 \mu\text{m}$, $N_\perp = 80$, $J_K = 1 \text{ meV}$, $\lambda_1 = \lambda_2 = 0.2$, and $N_{\text{dw}} = 20$.

with respect to the spin helix phase. The coupling between the electron spin density and the magnon-induced spin flip can be formulated as

$$H_{\text{em}} = g_{\text{em}} \int \frac{dr}{2\pi} \sum_m [\partial_r \phi_{sS,m}(r)] \Pi_m(r), \quad (8)$$

with the electron-magnon coupling strength $g_{\text{em}} \equiv -2J_K \sqrt{aS m_{2Q_F} / (\hbar\omega_0 N_\perp)}$, $\Pi_m(r) \sim [a_m(r) - a_m^\dagger(r)]$, and magnon field a_m . In the bosonic language, magnons couple to the spin-symmetric boson ($\phi_{sS,m}$) within each domain wall, which can therefore influence the electron subsystem. We present the corresponding excitation spectrum in Fig. 2(a), which is characterized by a gapped ω_+ branch with band bottom ω_0 and a gapless branch ω_- with modified velocity v'_{dw} .

Since the coupling enters the Hamiltonian in quadratic form, we diagonalize the full system and compute the scaling dimension K'_{ss} ($1/K'_{ss}$) of the operator $e^{i\phi_{sS}}$ ($e^{i\theta_{sS}}$). This allows us to compare them to the one without magnons,

$$\frac{K'_{ss}}{K_{ss}} = \left(1 - \frac{J_K^2 a S K_{ss} m_{2Q_F}}{\hbar^2 v_{\text{dw}} \omega_0} \right)^{-\frac{1}{2}}. \quad (9)$$

As illustrated in Fig. 2(b), this reveals a singularity when the quantity in the parenthesis becomes zero, where the modified exponent for ϕ_{sS} shows a divergence and the one for θ_{sS} vanishes. Remarkably, the singularity can be experimentally accessed by adjusting the temperature and the interaction strength, U_{ee} , the latter of which is tunable through the twisted structure and interlayer bias [49]. In contrast, we found that the exponents are robust against J_K (as $\omega_0 \propto J_K^2$) and the interaction parameters $\lambda_{1,2}$. A similar divergence driven by phonons has been discussed in (quasi-)one-dimensional systems [49, 75–79]. We remark that the magnon-induced singularity can be observed through physical quantities depending on the parameter K_{ss} , which will be discussed later.

Realization and transport features. Having demonstrated the general picture of the spin helix formation, we now discuss two scenarios for its realizations. The first one is TBG

fabricated using ^{13}C isotopes, in which conduction electrons and nuclear spins couple through the hyperfine interaction. While detailed investigations of hyperfine coupling, similar to studies on semiconductors [80], remain absent for moiré systems, it is noteworthy that an experimental hyperfine coupling strength of $O(100 \text{ } \mu\text{eV})$ has been reported in nanotubes [59], exceeding the theoretical value [58]. We estimate $T_{\text{hx}} = O(10 \text{ mK})$ for $J_K = O(\mu\text{eV})$ and typical parameters for the electron subsystem (i.e., those adopted for Fig. S3 in SM [68]). The second scenario involves magnetic adatoms deposited on graphene layers, interacting with domain wall modes through exchange coupling. This has some parallels with previous studies on monolayer graphene [56, 57, 81–83], where an exchange coupling of 5 meV has been observed in samples with fluorine adatoms [56, 57]. In this scenario, the exchange coupling generally exceeds the hyperfine coupling considered in the first scenario, and it can be further enhanced due to the increased electron density within the domain walls. We find that T_{hx} can reach up to $O(\text{K})$ for $J_K = O(\text{meV})$.

While the mesoscopic length scales discussed here should enable spin-sensitive scanning probes [84–86] to image helix formation, the presence of metallic gates may render this approach inapplicable. We therefore search for additional observable features. Since the spin helix can generate a spatially rotating magnetic field, which gaps out half of the electron modes, we expect the quantized conductance, for instance in setups in Ref. [87], to reduce with onset at T_{hx} , providing an indirect probe for the spin helix formation [60, 61, 65, 66]. Similar conductance reduction has been observed in GaAs quantum wires [88]. Moreover, one can probe the spin helix through magnetic resonance and magnetic properties, which we discuss next.

Magnetic resonance. The transition into the 2D spin helix state, along with the properties on both sides of the transition, can be detected by measuring the spin relaxation rate, $1/T_1$, in magnetic resonance experiments¹. This rate captures the local dynamics of the magnetic moments due to the exchange interaction H_K and displays two regimes as displayed in Fig. 3 and described by

$$\frac{1}{TT_1} \propto \begin{cases} T^{2g_{\text{ex}}^x - 2}, & T > T_{\text{hx}}, \\ [1 - m_{2Q_F}(T)] T^{2\bar{K} - 2}, & T \ll T_{\text{hx}}, \end{cases} \quad (10a)$$

$$(10b)$$

where $(1 - m_{2Q_F}) \propto T^\alpha$ with a numerical exponent α obtained from fitting. Here, g_{ex}^x and \bar{K} are the fractional power-law exponents of the spin susceptibility for temperatures above and below T_{hx} , respectively. Their explicit forms are determined by the interacting strength through K_{cS} (see SM [68]):

$$g_{\text{ex}}^x = \frac{1}{4} (\bar{\Delta}_{\phi_{cS}, n=0} + 3), \quad (11a)$$

$$\bar{K} = \int_{\pi/N_{\text{dw}}}^{\pi} \frac{d(q_{\perp} d)}{\pi} \sqrt{\frac{\tilde{K}_{cS}^2(q_{\perp}) + 3\tilde{K}_{cS}(q_{\perp})}{3\tilde{K}_{cS}(q_{\perp}) + 1}} \quad (11b)$$

¹ Notably, the spin relaxation rate investigated here also supplements the predicted absorption frequency, which is governed by the RKKY energy scale with external magnetic fields producing side peaks [89].

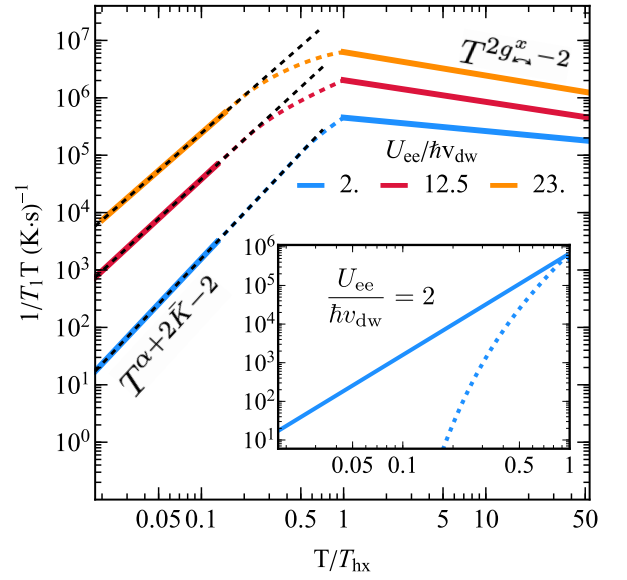


FIG. 3. Temperature (T) dependence of spin relaxation rate $1/(TT_1)$ for various interaction strengths (U_{ee}). The ordering temperature (T_{hx}) separates two regimes described by Eq. (10a)–(10b). The black dashed lines represent the power-law fit for the low- T regime, while the colored dashed curves serve as visual guides for $T \lesssim T_{\text{hx}}$. The inset shows the contributions from gapped (dashed) and remaining gapless (solid) modes. The other parameter values are given in the caption of Fig. 2.

where $\bar{\Delta}_{\phi_{cS}, n} \equiv (2\pi)^{-1} \int_{-\pi}^{\pi} d(q_{\perp} d) \tilde{K}_{cS}(q_{\perp}) \cos(nq_{\perp} d)$. In Eq. (11), the condition $K_{\nu P \neq cS} = 1$ has been used. Above T_{hx} , the SLL phase exhibits a power-law temperature dependence in Eq. (10a), characterized by a fractional exponent g_{ex}^x , generalizing the conventional Korringa law for Fermi liquids [90, 91], similarly to Rashba nanowires [92]. Sufficiently below T_{hx} , the decay takes a distinct form shown in Eq. (10b), where the factor $(1 - m_{2Q_F})$ weights the disordered part of the localized spins. As mentioned, the formation of a helix induces a partial gap in the domain wall spectrum, which suppresses the relaxation channel from the gapped modes, giving rise to a rate of exponential form. As shown in the inset of Fig. 3, the relaxation is thus dominated by the remaining gapless modes, characterized by the effective parameter \bar{K} . Consequently, we obtain a generalized power-law decay distinct from the conventional exponential suppression in fully gapped systems [93, 94]. We note that the analysis here can also be generalized for helix stabilized in isolated channels.

For temperatures slightly below T_{hx} , the crossover behavior in this regime (dashed curves in Fig. 3) may require further analysis beyond our approach to identify an additional crossover scale [74, 95]. Nevertheless, the primary prediction here is the distinct power laws in Eqs. (10a)–(10b). Notably, our numerical results for typical parameters indicate that the power law in the helix phase is generally steeper (specifically, $\alpha + 2\bar{K} - 2 > 2 - 2g_{\text{ex}}^x$). Given the nanoscale nature of our target systems, the predicted features can be detected through resistively-detected spin resonance experiments [96–102].

Anisotropic paramagnetic susceptibility. In addition to fea-

TABLE I. Paramagnetic spin susceptibility χ_u within the three temperature regimes. The result for $T \ll T_{\text{hx}}$ is displayed in Eq. (12) while that for $T \rightarrow 0$ and $T > T_{\text{hx}}$ are provided in Sec. S.VI of SM [68]. Here we express the susceptibility in terms of the overall scale, $\chi_u^0 \equiv \frac{\mu_0(g\mu_B)^2}{\pi\hbar v_{\text{dw}}d}$, which we estimate in Sec. S.VI of SM. Here, we have $\tilde{K}_{cS}(q_{\perp} = 0) = K_{cS}(1 + \lambda_1 + \lambda_2)$ from Eq. (3).

Temperature regime	$T \rightarrow 0$	$T \ll T_{\text{hx}}$	$T > T_{\text{hx}}$
Susceptibility χ_u/χ_u^0	$\frac{K_{sS} \cos^2 \varphi}{1 + \tilde{K}_{cS}(q_{\perp} = 0)K_{sS}}$	$\frac{K_{sS} \cos^2 \varphi}{(K_{sS}/K'_{sS})^2 + \tilde{K}_{cS}(q_{\perp} = 0)K_{sS}}$	K_{sS}

tures in the spin relaxation, we also examine the paramagnetic susceptibility $\chi_u = \mu_0(\partial M/\partial B)$ across different temperature regimes. Here, μ_0 denotes the permeability, M represents the total magnetization of the electron subsystem, and $\mathbf{B} = B\hat{\mathbf{n}}$ is the in-plane external magnetic field forming an angle φ with the domain wall direction [where $\hat{\mathbf{n}} = (\sin \varphi, 0, \cos \varphi)$]. Taking into account the helix-induced effective field and electron-magnon coupling, we derive the contribution to the paramagnetic susceptibility, as summarized in Table I and detailed in Sec. S.VI of SM [68]. In particular, at temperatures well below the helix transition temperature $T \ll T_{\text{hx}}$, we get

$$\chi_u = \frac{\mu_0(g\mu_B)^2}{\pi\hbar v_{\text{dw}}d} \frac{K_{sS} \cos^2 \varphi}{(K_{sS}/K'_{sS})^2 + \tilde{K}_{cS}(q_{\perp} = 0)K_{sS}}, \quad (12)$$

with the g -factor of domain wall modes, Bohr magneton μ_B . Remarkably, the angular dependence of the anisotropic susceptibility indicates the spontaneous breaking of rotational symmetry in the 2D helix phase, with its maximum occurring when the field direction aligns with the domain walls stabilizing the helix. The maximum χ_u thus identifies the specific domain wall direction where the spin helix forms. Its magnitude further depends on the electron-electron interaction and the moiré pattern. Notably, as the magnon-induced singularity is approached by varying U_{ee} [i.e., $K'_{sS} \rightarrow \infty$; see also Fig. 2(b)], the paramagnetic susceptibility peaks, serving as an experimental indicator of the magnon-induced singularity. At the zero-temperature limit, where magnons are absent and the electron-magnon interaction is suppressed, the paramagnetic susceptibility $\chi_u(T \rightarrow 0)$ can be straightforwardly obtained by replacing K'_{sS} with K_{sS} in Eq. (12) [see Table I].

Conclusions. In conclusions, we discuss the formation of

a spatially phase-coherent planar spin helix and a magnon-induced singularity in a correlated quantum network in TBG, and predict their observable features. Owing to the limitations of its 2D nature, direct probing of the helix formation or magnon spectrum, such as with inelastic neutron scatterings [103–108], resonant inelastic X-ray scatterings [109–112] and Lorentz microscope [84], might not be practical. Alternatively, the spin resonance and paramagnetic susceptibility provide viable options; since the former observable quantity is extensive, fabricating sizable TBG samples will be advantageous [113]. Given that conventional 2D Kondo lattice models typically describe noninteracting electrons, observing the features predicted here could unveil an electrically tunable platform that supports interplay between interacting electrons and the Kondo physics. This approach is instrumental in revealing a variety of quantum phases in TBG with magnetic adatoms, including skyrmion lattices stabilized by external magnetic fields [114, 115], strange metals [116–119] and topological heavy fermion superconductivity [120].

Data availability statement. The data that support the findings of this article are openly available [121].

We acknowledge interesting discussions with G. Boebinger, G. Bihlmayer, C.-K. Chang, C.-D. Chen, S.-Y. Chen, Y. Kato, C.-T. Ke, D.-J. Huang, Y. Togawa, and K. Totsuka. We thank H.-C. Wang for creating the symbols (\mathbb{Q} and \mathbb{R}) for the subscripts of the intraband and interband contributions. We acknowledge support from the National Science and Technology Council (NSTC), Taiwan through Grant No. NSTC-112-2112-M-001-025-MY3 and Grant No. NSTC 112-2811-M-001-061, and Academia Sinica (AS), Taiwan through Grant No. AS-iMATE-114-12. Y.-Y.C. acknowledges the financial support from The 2023 Postdoctoral Scholar Program of Academia Sinica, Taiwan. K.S. acknowledges the financial support from JST SPRING (Grant No. JPMJSP2151).

-
- [1] J. M. Lopes Dos Santos, N. M. Peres, and A. H. Castro Neto, *Phys. Rev. Lett.* **99**, 256802 (2007).
 - [2] R. Bistritzer and A. H. MacDonald, *Proc. Natl. Acad. Sci.* **108**, 12233 (2011).
 - [3] G. Catarina, B. Amorim, E. V. Castro, J. M. Lopes, and N. Peres, *Handbook of Graphene*, Vol. 8 (2019) pp. 177–231.
 - [4] G. Tarnopolsky, A. J. Kruchkov, and A. Vishwanath, *Phys. Rev. Lett.* **122**, 106405 (2019).
 - [5] W.-C. Wang, F.-W. Chen, K.-S. Lin, J. T. Hou, H.-C. Lin, and M.-Y. Chou, *Phys. Rev. B* **110**, 115154 (2024).
 - [6] E. Y. Andrei and A. H. MacDonald, *Nat. Mater.* **19**, 1265 (2020).
 - [7] L. Balents, C. R. Dean, D. K. Efetov, and A. F. Young, *Nat. Phys.* **16**, 725 (2020).
 - [8] K. P. Nuckolls and A. Yazdani, *Nat. Rev. Mater.* **9**, 460 (2024).
 - [9] E. Y. Andrei, D. K. Efetov, P. Jarillo-Herrero, A. H. MacDonald, K. F. Mak, T. Senthil, E. Tutuc, A. Yazdani, and A. F. Young, *Nat. Rev. Mater.* **6**, 201 (2021).
 - [10] Y. Cao, V. Fatemi, S. Fang, K. Watanabe, T. Taniguchi, E. Kaxiras, and P. Jarillo-Herrero, *Nature* **556**, 43 (2018).

- [11] Y. Cao, J. Y. Luo, V. Fatemi, S. Fang, J. D. Sanchez-Yamagishi, K. Watanabe, T. Taniguchi, E. Kaxiras, and P. Jarillo-Herrero, *Phys. Rev. Lett.* **117**, 116804 (2016).
- [12] Y. Cao, V. Fatemi, A. Demir, S. Fang, S. L. Tomarken, J. Y. Luo, J. D. Sanchez-Yamagishi, K. Watanabe, T. Taniguchi, E. Kaxiras, R. C. Ashoori, and P. Jarillo-Herrero, *Nature* **556**, 80 (2018).
- [13] H. Polshyn, M. Yankowitz, S. Chen, Y. Zhang, K. Watanabe, T. Taniguchi, C. R. Dean, and A. F. Young, *Nat. Phys.* **15**, 1011 (2019).
- [14] Y. Cao, D. Chowdhury, D. Rodan-Legrain, O. Rubies-Bigorda, K. Watanabe, T. Taniguchi, T. Senthil, and P. Jarillo-Herrero, *Phys. Rev. Lett.* **124**, 76801 (2020).
- [15] H. Polshyn, J. Zhu, M. A. Kumar, Y. Zhang, F. Yang, C. L. Tschirhart, M. Serlin, K. Watanabe, T. Taniguchi, A. H. MacDonald, and A. F. Young, *Nature* **588**, 66 (2020).
- [16] A. L. Sharpe, E. J. Fox, A. W. Barnard, J. Finney, K. Watanabe, T. Taniguchi, M. A. Kastner, and D. Goldhaber-Gordon, *Science* **365**, 605 (2019).
- [17] M. Serlin, C. L. Tschirhart, H. Polshyn, Y. Zhang, J. Zhu, K. Watanabe, T. Taniguchi, L. Balents, and A. F. Young, *Science* **367**, 900 (2020).
- [18] A. L. Sharpe, E. J. Fox, A. W. Barnard, J. Finney, K. Watanabe, T. Taniguchi, M. A. Kastner, and D. Goldhaber-Gordon, *Nano Lett.* **21**, 4299 (2021).
- [19] Y. Cao, D. Rodan-Legrain, J. M. Park, N. F. Yuan, K. Watanabe, T. Taniguchi, R. M. Fernandes, L. Fu, and P. Jarillo-Herrero, *Science* **372**, 264 (2021).
- [20] C. Rubio-Verdú, S. Turkel, Y. Song, L. Klebl, R. Samajdar, M. S. Scheurer, J. W. Venderbos, K. Watanabe, T. Taniguchi, H. Ochoa, L. Xian, D. M. Kennes, R. M. Fernandes, Á. Rubio, and A. N. Pasupathy, *Nat. Phys.* **18**, 196 (2022).
- [21] M. Koshino, N. F. Q. Yuan, T. Koretsune, M. Ochi, K. Kuroki, and L. Fu, *Phys. Rev. X* **8**, 031087 (2018).
- [22] H. C. Po, L. Zou, A. Vishwanath, and T. Senthil, *Phys. Rev. X* **8**, 031089 (2018).
- [23] Y. Xie, B. Lian, B. Jäck, X. Liu, C. L. Chiu, K. Watanabe, T. Taniguchi, B. A. Bernevig, and A. Yazdani, *Nature* **572**, 101 (2019).
- [24] J. Kang and O. Vafek, *Phys. Rev. X* **8**, 031088 (2018).
- [25] D. Wong, K. P. Nuckolls, M. Oh, B. Lian, Y. Xie, S. Jeon, K. Watanabe, T. Taniguchi, B. A. Bernevig, and A. Yazdani, *Nature* **582**, 198 (2020).
- [26] Y. Saito, F. Yang, J. Ge, X. Liu, T. Taniguchi, K. Watanabe, J. I. Li, E. Berg, and A. F. Young, *Nature* **592**, 220 (2021).
- [27] A. Rozen, J. M. Park, U. Zondiner, Y. Cao, D. Rodan-Legrain, T. Taniguchi, K. Watanabe, Y. Oreg, A. Stern, E. Berg, P. Jarillo-Herrero, and S. Ilani, *Nature* **592**, 214 (2021).
- [28] N. Tilak, X. Lai, S. Wu, Z. Zhang, M. Xu, R. d. A. Ribeiro, P. C. Canfield, and E. Y. Andrei, *Nat. Commun.* **12**, 4180 (2021).
- [29] H. Shi and X. Dai, *Phys. Rev. B* **106**, 245129 (2022).
- [30] Z. D. Song and B. A. Bernevig, *Phys. Rev. Lett.* **129**, 047601 (2022).
- [31] Y.-Z. Chou and S. Das Sarma, *Phys. Rev. Lett.* **131**, 026501 (2023).
- [32] H. Hu, B. A. Bernevig, and A. M. Tsvelik, *Phys. Rev. Lett.* **131**, 026502 (2023).
- [33] H. Hu, G. Rai, L. Crippa, J. Herzog-Arbeitman, D. Cvalugvaru, T. Wehling, G. Sangiovanni, R. Valentí, A. M. Tsvelik, and B. A. Bernevig, *Phys. Rev. Lett.* **131**, 166501 (2023).
- [34] D. Cuauguaru, H. Hu, R. L. Merino, N. Regnault, D. K. Efetov, and B. A. Bernevig, *The thermoelectric effect and its natural heavy fermion explanation in twisted bilayer and trilayer graphene* (2024), [arXiv:2402.14057 \[cond-mat.str-el\]](#).
- [35] R. L. Merino, D. Calugaru, H. Hu, J. Diez-Merida, A. Diez-Carlon, T. Taniguchi, K. Watanabe, P. Seifert, B. A. Bernevig, and D. K. Efetov, *Evidence of heavy fermion physics in the thermoelectric transport of magic angle twisted bilayer graphene* (2024), [arXiv:2402.11749 \[cond-mat.mes-hall\]](#).
- [36] L. L. H. Lau and P. Coleman, *Topological mixed valence model for twisted bilayer graphene* (2024), [arXiv:2303.02670 \[cond-mat.str-el\]](#).
- [37] P. San-Jose and E. Prada, *Phys. Rev. B* **88**, 121408(R) (2013).
- [38] B. Tsim, N. N. Nam, and M. Koshino, *Phys. Rev. B* **101**, 125409 (2020).
- [39] P. Rickhaus, J. Wallbank, S. Slizovskiy, R. Pisoni, H. Overweg, Y. Lee, M. Eich, M. H. Liu, K. Watanabe, T. Taniguchi, T. Ihn, and K. Ensslin, *Nano Lett.* **18**, 6725 (2018).
- [40] S. Huang, K. Kim, D. K. Efimkin, T. Lovorn, T. Taniguchi, K. Watanabe, A. H. MacDonald, E. Tutuc, and B. J. Leroy, *Phys. Rev. Lett.* **121**, 037702 (2018).
- [41] H. Yoo, R. Engelke, S. Carr, S. Fang, K. Zhang, P. Cazeaux, S. H. Sung, R. Hovden, A. W. Tsen, T. Taniguchi, K. Watanabe, G. C. Yi, M. Kim, M. Lusk, E. B. Tadmor, E. Kaxiras, and P. Kim, *Nat. Mater.* **18**, 448 (2019).
- [42] S. G. Xu, A. I. Berdyugin, P. Kumaravadivel, F. Guinea, R. Krishna Kumar, D. A. Bandurin, S. V. Morozov, W. Kuang, B. Tsim, S. Liu, J. H. Edgar, I. V. Grigorieva, V. I. Fal'ko, M. Kim, and A. K. Geim, *Nat. Commun.* **10**, 4008 (2019).
- [43] S. Carr, D. Massatt, S. B. Torrisi, P. Cazeaux, M. Lusk, and E. Kaxiras, *Phys. Rev. B* **98**, 224102 (2018).
- [44] M. Anđelković, L. Covaci, and F. M. Peeters, *Phys. Rev. Mater.* **2**, 034004 (2018).
- [45] M. Fleischmann, R. Gupta, F. Wulfschläger, S. Theil, D. Weckbecker, V. Meded, S. Sharma, B. Meyer, and S. Shallcross, *Nano Letters* **20**, 971 (2020).
- [46] T. Hou, Y. Ren, Y. Quan, J. Jung, W. Ren, and Z. Qiao, *Phys. Rev. B* **101**, 201403 (2020).
- [47] N. R. Walet and F. Guinea, *2D Mater.* **7**, 015023 (2019).
- [48] J. D. Verbakel, Q. Yao, K. Sotthwes, and H. J. W. Zandvliet, *Phys. Rev. B* **103**, 165134 (2021).
- [49] H.-C. Wang and C.-H. Hsu, *2D Mater.* **11**, 035007 (2024).
- [50] C. Chen, A. H. Castro Neto, and V. M. Pereira, *Phys. Rev. B* **101**, 165431 (2020).
- [51] C.-H. Hsu, D. Loss, and J. Klinovaja, *Phys. Rev. B* **108**, L121409 (2023).
- [52] V. J. Emery, E. Fradkin, S. A. Kivelson, and T. C. Lubensky, *Phys. Rev. Lett.* **85**, 2160 (2000).
- [53] A. Vishwanath and D. Carpentier, *Phys. Rev. Lett.* **86**, 676 (2001).
- [54] R. Mukhopadhyay, C. L. Kane, and T. C. Lubensky, *Phys. Rev. B* **64**, 045120 (2001).
- [55] R. Mukhopadhyay, C. L. Kane, and T. C. Lubensky, *Phys. Rev. B* **63**, 081103 (2001).
- [56] X. Hong, K. Zou, B. Wang, S. H. Cheng, and J. Zhu, *Phys. Rev. Lett.* **108**, 226602 (2012).
- [57] L. Fritz and M. Vojta, *Rep. Prog. Phys.* **76**, 032501 (2013).
- [58] J. Fischer, B. Trauzettel, and D. Loss, *Phys. Rev. B* **80**, 155401 (2009).
- [59] H. O. Churchill, A. J. Bestwick, J. W. Harlow, F. Kuemmeth, D. Marcos, C. H. Stwertka, S. K. Watson, and C. M. Marcus, *Nat. Phys.* **5**, 321 (2009).
- [60] B. Braunecker, P. Simon, and D. Loss, *Phys. Rev. B* **80**, 165119 (2009).
- [61] B. Braunecker, P. Simon, and D. Loss, *Phys. Rev. Lett.* **102**, 116403 (2009).
- [62] T. Meng and D. Loss, *Phys. Rev. B* **87**, 235427 (2013).
- [63] J. Klinovaja, P. Stano, A. Yazdani, and D. Loss, *Phys. Rev. Lett.*

- 111**, 186805 (2013).
- [64] T. Meng, P. Stano, J. Klinovaja, and D. Loss, *Eur. Phys. J. B* **87**, 203 (2014).
- [65] C.-H. Hsu, P. Stano, J. Klinovaja, and D. Loss, *Phys. Rev. B* **92**, 235435 (2015).
- [66] C.-H. Hsu, F. Ronetti, P. Stano, J. Klinovaja, and D. Loss, *Phys. Rev. Research* **2**, 043208 (2020).
- [67] T. Giamarchi, *Quantum Physics in One Dimension* (Oxford University Press, 2003).
- [68] See Supplemental Material at [URL will be inserted by publisher] for the technical details.
- [69] X. C. Wu, C. M. Jian, and C. Xu, *Phys. Rev. B* **99**, 161405(R) (2019).
- [70] Y. Z. Chou, Y. P. Lin, S. Das Sarma, and R. M. Nandkishore, *Phys. Rev. B* **100**, 115128 (2019).
- [71] J. M. Lee, M. Oshikawa, and G. Y. Cho, *Phys. Rev. Lett.* **126**, 186601 (2021).
- [72] C.-H. Hsu, P. Stano, J. Klinovaja, and D. Loss, *Phys. Rev. B* **97**, 125432 (2018).
- [73] C.-H. Hsu, P. Stano, J. Klinovaja, and D. Loss, *Phys. Rev. B* **96**, 081405(R) (2017).
- [74] C.-H. Hsu, P. Stano, J. Klinovaja, and D. Loss, *Semicond. Sci. Technol.* **36**, 123003 (2021).
- [75] J. Bardeen, *Rev. Mod. Phys.* **23**, 261 (1951).
- [76] G. Wentzel, *Phys. Rev.* **83**, 168 (1951).
- [77] T. Martin and D. Loss, *Int. J. Mod. Phys. B* **09**, 495 (1995).
- [78] D. Loss and T. Martin, *Phys. Rev. B* **50**, 12160 (1994).
- [79] C.-H. Hsu, *Nanoscale Horiz.* **9**, 1725 (2024).
- [80] J. Schliemann, A. Khaetskii, and D. Loss, *J. Phys.: Condens. Matter* **15**, R1809 (2003).
- [81] B. Uchoa, T. G. Rappoport, and A. H. Castro Neto, *Phys. Rev. Lett.* **106**, 016801 (2011).
- [82] T. O. Wehling, A. V. Balatsky, M. I. Katsnelson, A. I. Lichtenstein, and A. Rosch, *Phys. Rev. B* **81**, 115427 (2010).
- [83] J. Ren, H. Guo, J. Pan, Y. Y. Zhang, X. Wu, H.-G. Luo, S. Du, S. T. Pantelides, and H.-J. Gao, *Nano Lett.* **14**, 4011 (2014).
- [84] Y. Togawa, T. Koyama, K. Takayanagi, S. Mori, Y. Kousaka, J. Akimitsu, S. Nishihara, K. Inoue, A. S. Ovchinnikov, and J. Kishine, *Phys. Rev. Lett.* **108**, 107202 (2012).
- [85] A. Dussaux, P. Schoenherr, K. Koumpouras, J. Chico, K. Chang, L. Lorenzelli, N. Kanazawa, Y. Tokura, M. Garst, A. Bergman, C. L. Degen, and D. Meier, *Nat. Commun.* **7**, 12430 (2016).
- [86] X. Z. Yu, Y. Onose, N. Kanazawa, J. H. Park, J. H. Han, Y. Matsui, N. Nagaosa, and Y. Tokura, *Nature* **465**, 901 (2010).
- [87] Z. Hou, K. Yuan, and H. Jiang, *Phys. Rev. B* **110**, L161406 (2024).
- [88] C. P. Scheller, T. M. Liu, G. Barak, A. Yacoby, L. N. Pfeiffer, K. W. West, and D. M. Zumbühl, *Phys. Rev. Lett.* **112**, 066801 (2014).
- [89] P. Stano and D. Loss, *Phys. Rev. B* **90**, 195312 (2014).
- [90] J. Korringa, *Physica* **16**, 601 (1950).
- [91] P. Coleman, *Introduction to Many-Body Physics* (Cambridge University Press, 2015).
- [92] A. A. Zyuzin, T. Meng, V. Kornich, and D. Loss, *Phys. Rev. B* **90**, 195125 (2014).
- [93] P. M. Singer, P. Wzietek, H. Alloul, F. Simon, and H. Kuzmany, *Phys. Rev. Lett.* **95**, 236403 (2005).
- [94] B. Dóra, M. Gulácsi, F. Simon, and H. Kuzmany, *Phys. Rev. Lett.* **99**, 166402 (2007).
- [95] J. I. Väyrynen, F. Geissler, and L. I. Glazman, *Phys. Rev. B* **93**, 241301 (2016).
- [96] M. Dobers, K. v. Klitzing, J. Schneider, G. Weimann, and K. Ploog, *Phys. Rev. Lett.* **61**, 1650 (1988).
- [97] M. Fanciulli, *Electron Spin Resonance and Related Phenomena in Low-Dimensional Structures*, Vol. 115 (Springer, 2009).
- [98] N. Kumada, K. Muraki, and Y. Hirayama, *Science* **313**, 329 (2006).
- [99] N. Kumada, K. Muraki, and Y. Hirayama, *Phys. Rev. Lett.* **99**, 076805 (2007).
- [100] L. Tiemann, G. Gamez, N. Kumada, and K. Muraki, *Science* **335**, 828 (2012).
- [101] L. Tiemann, T. D. Rhone, N. Shibata, and K. Muraki, *Nat. Phys.* **10**, 648 (2014).
- [102] E. Morissette, J. X. Lin, D. Sun, L. Zhang, S. Liu, D. Rhodes, K. Watanabe, T. Taniguchi, J. Hone, J. Pollanen, M. S. Scheurer, M. Lilly, A. Mounce, and J. I. Li, *Nat. Phys.* **19**, 1156 (2023).
- [103] S. Lovesey, *Theory of Neutron Scattering from Condensed Matter: Nuclear scattering*, International series of monographs on physics (Clarendon Press, 1984).
- [104] S. V. Maleyev, *Phys. Rev. Lett.* **75**, 4682 (1995).
- [105] S. V. Grigoriev, Y. O. Chetverikov, D. Lott, and A. Schreyer, *Phys. Rev. Lett.* **100**, 197203 (2008).
- [106] G. L. Squires, *Introduction to the Theory of Thermal Neutron Scattering*, 3rd ed. (Cambridge University Press, 2012).
- [107] B. Willis and C. Carlile, *Experimental Neutron Scattering* (OUP Oxford, 2017).
- [108] A. Furrer, J. Mesot, and T. Strässle, *Neutron Scattering in Condensed Matter Physics* (World Scientific, 2009).
- [109] L. J. Ament, M. Van Veenendaal, T. P. Devereaux, J. P. Hill, and J. Van Den Brink, *Rev. Mod. Phys.* **83**, 705 (2011).
- [110] F. Gel'mukhanov, M. Odelius, S. P. Polyutov, A. Föhlisch, and V. Kimberg, *Rev. Mod. Phys.* **93**, 35001 (2021).
- [111] J. van den Brink, in *Quantum Materials: Experiments and Theory*, edited by E. Pavarini, E. Koch, J. van den Brink, and G. Sawatzky (Forschungszentrum Jülich GmbH Zentralbibliothek, Verlag, Jülich, 2016) Chap. 12.
- [112] S. Fatale, S. Moser, and M. Grioni, *J. Electron Spectrosc. Relat. Phenom.* **200**, 274 (2015).
- [113] Y.-C. Chen, W.-H. Lin, W.-S. Tseng, C.-C. Chen, G. Rossman, C.-D. Chen, Y.-S. Wu, and N.-C. Yeh, *Carbon* **156**, 212 (2020).
- [114] T. Okubo, S. Chung, and H. Kawamura, *Phys. Rev. Lett.* **108**, 017206 (2012).
- [115] Y. Togawa, Y. Kousaka, K. Inoue, and J.-i. Kishine, *J. Phys. Soc. Jpn.* **85**, 112001 (2016).
- [116] Y. Komijani and P. Coleman, *Phys. Rev. Lett.* **120**, 157206 (2018).
- [117] Y. Komijani and P. Coleman, *Phys. Rev. Lett.* **122**, 217001 (2019).
- [118] J. Wang, Y.-Y. Chang, C.-Y. Mou, S. Kirchner, and C.-H. Chung, *Phys. Rev. B* **102**, 115133 (2020).
- [119] J. Wang, Y.-Y. Chang, and C.-H. Chung, *Proc. Natl. Acad. Sci.* **119**, e2116980119 (2022).
- [120] T. Hazra and P. Coleman, *Phys. Rev. Lett.* **130**, 136002 (2023).
- [121] Y.-Y. Chang and K. Saito, *Codes for research on helix in twisted bilayer graphene (version 2)* (2025).

Supplemental materials for “Two-dimensional spin helix and magnon-induced singularity in twisted bilayer graphene”

Yung-Yeh Chang¹, Kazuma Saito^{1,2} and Chen-Hsuan Hsu¹

¹*Institute of Physics, Academia Sinica, Taipei 11529, Taiwan*

²*Department of Applied Physics, Tokyo University of Science, Katsushika, Tokyo 125-8585, Japan*

CONTENTS

S.I. Sliding Luttinger liquid description of the domain wall network on TBG	1
S.II. Spin-exchange interaction and RKKY interaction in the domain wall network	3
S.III. Formation of 2D spatially phase-coherent spin helix	6
A. Development of phase coherence of spin helices	7
B. Magnon spectrum	7
C. Helix ordering temperature T_{hx}	8
S.IV. Electron-magnon interaction and its influence on correlation functions	11
S.V. Spin relaxation rate	14
A. For $T > T_{\text{hx}}$	15
B. For $T \ll T_{\text{hx}}$	15
S.VI. Paramagnetic spin susceptibility	16

S.I. SLIDING LUTTINGER LIQUID DESCRIPTION OF THE DOMAIN WALL NETWORK ON TBG

The electron subsystem consists of a domain wall network which is populated by interacting electrons. We describe the electrons along a domain wall labeled by m in the j th array in the following bosonized form,

$$\psi_{\ell\delta\sigma,m}^{(j)}(r) = \frac{U_{\ell\delta\sigma,m}^j}{\sqrt{2\pi a}} e^{i\ell k_{F\delta,m}^{(j)} r} \exp \left\{ \frac{i}{2} \left[-\ell \left(\phi_{cS,m}^j + \delta\phi_{cA,m}^j \right) - \ell\sigma \left(\phi_{sS,m}^j + \delta\phi_{sA,m}^j \right) + \left(\theta_{cS,m}^j + \delta\theta_{cA,m}^j \right) + \sigma \left(\theta_{sS,m}^j + \delta\theta_{sA,m}^j \right) \right] \right\}, \quad (\text{S1})$$

where a denotes the short-distance cutoff, the symmetry index P is defined as $P \in \{S : \text{symmetry}, A : \text{antisymmetry}; S = +1, A = -1\}$ and $U_{\ell\delta\sigma,m}^j$ represents the Klein factor. The electron subsystem is described by H_{ee} , composed of a kinetic energy term H_0 and interaction terms within domain walls (V_{\parallel}) and across parallel domain walls (V_{\perp}),

$$H_{\text{ee}} = \sum_j H_{\text{ee}}^{(j)} = \sum_j \left[H_0^{(j)} + V_{\parallel}^{(j)} + V_{\perp}^{(j)} \right]. \quad (\text{S2})$$

The interaction term across different arrays is less relevant [S1] and hence not included here.

In this work, we assume periodic boundary condition perpendicular to the domain walls within each array. The three terms of Eq. (S2) are diagonal in $\phi_{\nu P,q\perp}^j$ and $\theta_{\nu P,q\perp}^j$, and can be expressed as

$$\begin{aligned} H_0^{(j)} &= \frac{\hbar v_{\text{dw}}}{N_{\text{dw}}} \sum_{q\perp} \sum_{\nu,P} \int \frac{dr}{2\pi} \left[\left| \partial_r \phi_{\nu P,q\perp}^j \right|^2 + \left| \partial_r \theta_{\nu P,q\perp}^j \right|^2 \right], \\ V_{\parallel}^{(j)} &= \frac{\hbar v_{\text{dw}}}{N_{\text{dw}}} \sum_{q\perp} \sum_{\nu,P} \int \frac{dr}{2\pi} \left[V_{\parallel\phi_{\nu P}}^{(j)} \left| \partial_r \phi_{\nu P,q\perp}^j \right|^2 + V_{\parallel\theta_{\nu P}}^{(j)} \left| \partial_r \theta_{\nu P,q\perp}^j \right|^2 \right], \\ V_{\perp}^{(j)} &= \frac{\hbar v_{\text{dw}}}{N_{\text{dw}}} \sum_{q\perp} \sum_{\nu,P} \int \frac{dr}{2\pi} \left[V_{\perp\phi_{\nu P}}^{(j)}(q\perp) \left| \partial_r \phi_{\nu P,q\perp}^j \right|^2 + V_{\perp\theta_{\nu P}}^{(j)}(q\perp) \left| \partial_r \theta_{\nu P,q\perp}^j \right|^2 \right], \end{aligned} \quad (\text{S3})$$

or, combined into

$$H_{ee} = \frac{1}{N_{dw}} \sum_j \sum_{q_\perp} \sum_{\nu, P} \int \frac{\hbar dr}{2\pi} \left[\frac{v_{\nu P}^{(j)}(q_\perp)}{\tilde{K}_{\nu P}^{(j)}(q_\perp)} \left| \partial_r \phi_{\nu P, q_\perp}^j(r) \right|^2 + v_{\nu P}^{(j)}(q_\perp) \tilde{K}_{\nu P}^{(j)}(q_\perp) \left| \partial_r \theta_{\nu P, q_\perp}^j(r) \right|^2 \right]. \quad (S4)$$

This is essentially a generalization of sliding (Tomonaga-)Luttinger liquid (SLL) introduced for high- T_c cuprates [S2–S5]. In the above, we have generalized SLL parameters $\tilde{K}_{\nu P}^{(j)}(q_\perp)$ and velocity $v_{\nu P}(q_\perp)$,

$$\begin{aligned} \mathcal{V}_{\phi_{\nu P}}^{(j)}(q_\perp) &= 1 + V_{\parallel \phi_{\nu P}}^{(j)} + V_{\perp \phi_{\nu P}}^{(j)}(q_\perp), \quad \left[\text{similarly for } \mathcal{V}_{\theta_{\nu P}}^{(j)}(q_\perp) \right], \\ \tilde{K}_{\nu P}^{(j)}(q_\perp) &= \sqrt{\frac{\mathcal{V}_{\theta_{\nu P}}^{(j)}(q_\perp)}{\mathcal{V}_{\phi_{\nu P}}^{(j)}(q_\perp)}}; \quad v_{\nu P}^{(j)}(q_\perp) = v_{dw} \sqrt{\mathcal{V}_{\phi_{\nu P}}^{(j)}(q_\perp) \mathcal{V}_{\theta_{\nu P}}^{(j)}(q_\perp)} \approx v_{dw}, \end{aligned} \quad (S5)$$

depending on the transverse momentum q_\perp . Since screened Coulomb interactions only enter the charge symmetric sector [S6], we have $\tilde{K}_{cA} = \tilde{K}_{sS} = \tilde{K}_{sA} = 1$ with the corresponding velocity given by v_{dw} . In the following, we restrict to scatterings occurring within a single domain wall or between parallel domain walls, as scatterings of domain wall modes across different arrays are typically less relevant [S1]. As a result, we suppress the array index from the discussion below.

To proceed, we express the SLL parameter $\tilde{K}_{cS}(q_\perp)$ of the interacting charge symmetric sector as

$$\tilde{K}_{cS}(q_\perp) = K_{cS} [1 + \lambda_1 \cos(q_\perp d) + \lambda_2 \cos(2q_\perp d)], \quad (S6)$$

where $\lambda_{1,2}$ are dimensionless coefficients that characterize the inter-domain-wall coupling. Their values are chosen such that $\tilde{K}_{cS}(q_\perp) > 0$ holds over the entire range $-\pi \leq q_\perp d \leq \pi$. In addition to the existence of the triangular network, our work differs from the SLL model in Refs. [S2–S5] from two aspects. First, we include additional sectors (more than charge/spin), in order to reflect to the additional energy branches of the domain wall spectrum [S6, S7]. Second, we adopt a convention for the SLL parameter [S8] such that $K_{cS} < 1$ indicates repulsive electron-electron interaction.

The finite-temperature boson correlation function between n th-nearest-neighbor domain walls can be computed as

$$\left\langle e^{-i\phi_{\nu P, m+n}(r, \tau)} e^{i\phi_{\nu P, m}(0, 0)} \right\rangle_{ee} = \tilde{\Omega}_{\phi_{\nu P}, n} \left(\frac{a}{L} \right)^{\tilde{\xi}_{\phi_{\nu P}, n}/2} \frac{\left(\frac{\pi a k_B T}{\hbar v_{dw}} \right)^{\bar{\Delta}_{\phi_{\nu P}, n}/2}}{\left[\sinh^2 \left(\frac{\pi k_B T r}{\hbar v_{dw}} \right) + \sin^2 \left(\frac{\pi k_B T \tau}{\hbar} \right) \right]^{\bar{\Delta}_{\phi_{\nu P}, n}/4}}, \quad (S7)$$

with the imaginary time τ and $\langle \cdots \rangle_{ee}$ denoting the ensemble average with respect to the electron subsystem. Here, the dimensionless parameters are given by

$$\bar{\Delta}_{\phi_{\nu P}, n} \equiv \int_{-\pi}^{\pi} \frac{d(q_\perp d)}{2\pi} \tilde{K}_{\nu P}(q_\perp) \cos(nq_\perp d), \quad (S8a)$$

$$\tilde{\Omega}_{\phi_{\nu P}, n} \equiv \exp \left[\frac{\tilde{\xi}_{\phi_{\nu P}, n}}{2} \left(\gamma - \int_{1/L}^{\infty} \frac{2 dq}{q (e^{\hbar v_{dw} q / k_B T} - 1)} \right) \right], \quad (S8b)$$

$$\tilde{\xi}_{\phi_{\nu P}, n} \equiv \int_{-\pi}^{\pi} \frac{d(q_\perp d)}{2\pi} \tilde{K}_{\nu P}(q_\perp) [1 - \cos(nq_\perp d)] = \bar{\Delta}_{\phi_{\nu P}, n=0} - \bar{\Delta}_{\phi_{\nu P}, n}, \quad (S8c)$$

with the Euler-Maclaurin number, $\gamma \approx 0.577$. The correlator for the $\theta_{\nu P}$ field has the same form as Eq. (S7), but with different parameters (with $\phi \rightarrow \theta$) given by

$$\bar{\Delta}_{\theta_{\nu P}, n} \equiv \int_{-\pi}^{\pi} \frac{d(q_\perp d)}{2\pi} \frac{1}{\tilde{K}_{\nu P}(q_\perp)} \cos(nq_\perp d), \quad (S9a)$$

$$\tilde{\Omega}_{\theta_{\nu P}, n} \equiv \exp \left[\frac{\tilde{\xi}_{\theta_{\nu P}, n}}{2} \left(\gamma - \int_{1/L}^{\infty} \frac{2 dq}{q (e^{\hbar v_{dw} q / k_B T} - 1)} \right) \right], \quad (S9b)$$

$$\tilde{\xi}_{\theta_{\nu P}, n} \equiv \int_{-\pi}^{\pi} \frac{d(q_\perp d)}{2\pi} \frac{1}{\tilde{K}_{\nu P}(q_\perp)} [1 - \cos(nq_\perp d)] = \bar{\Delta}_{\theta_{\nu P}, n=0} - \bar{\Delta}_{\theta_{\nu P}, n}. \quad (S9c)$$

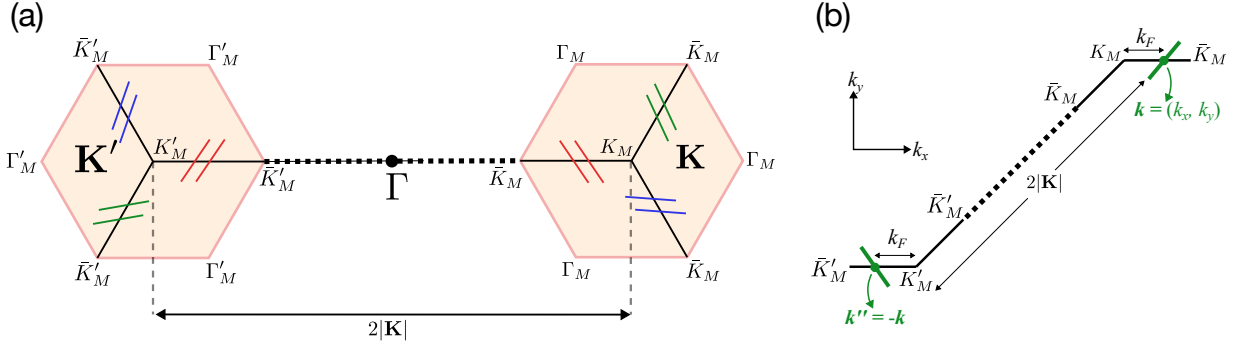


FIG. S1. (a) Schematic plot illustrating the moiré Brillouin zones at the \mathbf{K} (right) and \mathbf{K}' (left) valleys, each of which hosts domain wall modes (blue, green, red lines) along the three K_M - \bar{K}_M and K'_M - \bar{K}'_M high-symmetry lines. Here, Γ represents the Brillouin zone center of TBG. (b) Schematic of intervalley backscattering. Here we select the green domain wall modes as an example to illustrate the intervalley backscattering. For convenience, we rotate the coordinates of the momentum space.

S.II. SPIN-EXCHANGE INTERACTION AND RKKY INTERACTION IN THE DOMAIN WALL NETWORK

In this section, we describe the spin-exchange interaction in the domain wall network, before discussing the resulting RKKY interaction. In the network, the conduction electron spins couple to the localized moments through

$$H_K = \sum_{k,m} \sum_{\mu,\sigma,\sigma'} \frac{J_K^\mu}{N_\perp} [\psi_{\sigma,m}^\dagger(r_k) \sigma_{\sigma\sigma'}^\mu \psi_{\sigma',m}(r_k)] S_m^\mu(r_k), \quad (\text{S10})$$

with the effective coupling strength J_K^μ with $\mu \in \{x, y, z\}$, as defined in Eq. (4) in the main text. Distinct from a typical Kondo lattice problem, here we have an electron subsystem described by SLL, which allows us to incorporate the correlation between the electrons as well. Moreover, the backscattering properties of the electrons traversing the domain walls also affect the transverse components $J_K^{x,y}$ of the effective spin-exchange coupling. Namely, the counter-propagating domain-wall modes in Eq. (S1) are constituted by electrons at different valleys, labeled as \mathbf{K} and $\mathbf{K}' \equiv -\mathbf{K}$, in the momentum space of the overall 2D system, as shown in Fig. S1(a). Due to the momentum difference, intervalley backscattering is suppressed as a result of the reduced overlap of the domain-wall electron wave functions. This suppression, in turn, reduces the exchange (Kondo) coupling.

To quantify the resulting backscattering strength, we calculate the transition amplitude for two counter-propagating domain wall modes on the same domain wall in the presence of a scattering potential through a second-order process. The backscattering process involves two counter-propagating modes on a given domain wall illustrated in Fig. S1(b), each of which are projected out of the states characterized by the 2D wavevectors $\mathbf{k} = (k_x, k_y)$ measured from Γ and $\mathbf{k}'' \equiv -\mathbf{k}$, with $k_x, k_y > 0$, respectively. To be precise, we denote the domain wall mode associated with the \mathbf{K} valley as $|\mathbf{k}, m\rangle$ and the mode residing in the \mathbf{K}' valley as $|\mathbf{k}', m\rangle$. Both modes share the same energy E_k .

To proceed, we express the second-order transition amplitude under the influence of the potential as

$$c_{|\mathbf{k}, m\rangle \rightarrow |\mathbf{k}'', m\rangle}^{(2)} = \left(\frac{-i}{\hbar}\right)^2 \int dt_1 dt_2 \sum_{\mathbf{k}', m'} e^{i\omega_{\mathbf{k}, \mathbf{k}'} t_1} V_{\mathbf{k}m, \mathbf{k}'m'} e^{i\omega_{\mathbf{k}', \mathbf{k}''} t_2} V_{\mathbf{k}'m', \mathbf{k}''m} \\ \sim \int dE_{\mathbf{k}'} \rho(E_{\mathbf{k}'}) \frac{V_{\mathbf{k}m, \mathbf{k}'m'} V_{\mathbf{k}'m', \mathbf{k}''m}}{(E_{\mathbf{k}} - E_{\mathbf{k}'})(E_{\mathbf{k}'} - E_{\mathbf{k}})}, \quad (\text{S11})$$

where $\rho(E_{\mathbf{k}'})$ denotes the density of states and

$$V_{\mathbf{k}m, \mathbf{k}'m'} \equiv \langle \mathbf{k}, m | \hat{V} | \mathbf{k}', m' \rangle \quad \text{and} \quad \omega_{\mathbf{k}, \mathbf{k}'} \equiv \frac{E_{\mathbf{k}} - E_{\mathbf{k}'}}{\hbar}. \quad (\text{S12})$$

The transition amplitude $c_{|\mathbf{k}, m\rangle \rightarrow |\mathbf{k}'', m\rangle}^{(2)}$ of Eq. (S11) is inversely dependent on the energy difference of the virtual scattering processes. In general, the scattering potential in this higher-order process can arise from the Kondo-type exchange coupling described in Eq. (S10), as well as its combination with electron-electron interactions [S9]. To make a conservative estimate, we only consider the smaller contribution from the exchange coupling. Similarly, we restrict our analysis to the leading virtual processes involving scattering into the intermediate states within the same band as that of $|\mathbf{k}, m\rangle$ and $|\mathbf{k}'', m\rangle$, while neglecting the subdominant transitions into the remote bands.

As a result, the range of the energy integral in Eq. (S11) is constrained by the bandwidth Δ_a . The order of magnitude of the transition amplitude can be estimated by applying the following approximations: $\int dE_{\mathbf{k}'} \sim \Delta_a$, $\rho(E_{\mathbf{k}'}) \sim 1/\Delta_a$, $V_{\mathbf{k}m,\mathbf{k}'m'} \sim V_0$ the energy scale of the exchange coupling, and $|E_{\mathbf{k}} - E_{\mathbf{k}'}| \lesssim \Delta_a$, yielding the following result:

$$c_{|\mathbf{k},m\rangle \rightarrow |\mathbf{k}'',m\rangle}^{(2)} \sim \frac{V_0^2}{\Delta_a^2}. \quad (\text{S13})$$

This indicates that the backscattering strength is suppressed by an order of V_0^2/Δ_a^2 for domain wall modes, which will also affect the transverse components of spin-exchange coupling when comparing to graphene or carbon nanotube systems. Using $\Delta_a \approx 2 \sim 10$ meV and Eq. (S13), we estimate the reduced coupling strengths $J_K^{x,y} = O(\text{meV})$ for typical adatoms, based on the experimental value of 5 meV for fluorine adatoms [S10], and $J_K^{x,y} = O(\mu\text{eV})$ for ^{13}C , based on the experimental value of 100 μeV in Ref. [S11]. We also remark on the effect of the moiré potential on the effective hyperfine coupling. While such investigation is absent, we expect that the misalignment between graphene layers can influence the overlap between p -orbital electron wave functions and carbon nuclei at the opposite layers, thereby influencing the Fermi contact and dipolar hyperfine couplings [S12].

Having described the spin-exchange interaction, we derive the RKKY interaction within the domain wall network by focusing on the weak- J_K regime. We remark that while the RKKY interaction is a cornerstone in studies of hybrid systems combining conduction electrons with localized spins, its analysis in SLL settings has been insufficient. To fill this gap, we extend the method described in Refs. [S13, S14] to a 2D network in TBG. To this end, we perform the Schrieffer-Wolff transformation on $H = H_{\text{ee}} + H_K$, and truncate it in the second order. In momentum space, this procedure leads to

$$H_R = \frac{1}{N_{\text{dw}}N} \sum_{q,q_\perp} \sum_{\mu,\nu} S_{q,q_\perp}^\nu \frac{J_{q_\perp}^{\mu\nu}(q)}{N_\perp^2} S_{-q,-q_\perp}^\mu, \quad (\text{S14})$$

where the RKKY coupling $J_{q_\perp}^{\mu\nu}(q) \equiv \frac{J_K^2 a^2}{2} \chi_{q_\perp}^{\mu\nu}(q)$ is determined by the momentum-dependent static spin susceptibility $\chi_{q_\perp}^{\mu\nu}(q)$ of the conduction electrons through

$$\chi_{q_\perp}^{\mu\nu}(q) \equiv \frac{-i}{N_{\text{dw}}N\hbar a^2} \lim_{\eta \rightarrow 0^+} \int_0^\infty dt e^{-\eta t} \langle [s_{q,q_\perp}^\mu(t), s_{-q,-q_\perp}^\nu(t=0)] \rangle_{\text{ee}}. \quad (\text{S15})$$

The real space representation for $\chi_{q_\perp}^{\mu\nu}(q)$ can be readily obtained as

$$\chi_n^{\mu\nu}(r) = \frac{-i}{\hbar} \lim_{\eta \rightarrow 0^+} \int_0^\infty dt e^{-\eta t} \langle [s_n^\mu(r,t), s_{n=0}^\nu(0,0)] \rangle_{\text{ee}}, \quad (\text{S16})$$

with $s_n^\mu(r,t) = s_n^\mu(r_k,t)/a$ at the continuum limit. In terms of domain wall modes, the spin density operators shown in Eq. (S16) can be expressed as

$$s_m^\mu(r) = \frac{1}{2} \sum_{\sigma\sigma'} \sum_{\ell\ell'} \sum_{\delta\delta'} \psi_{\ell\delta\sigma,m}^\dagger(r) \sigma_{\sigma\sigma'}^\mu \psi_{\ell'\delta'\sigma',m}(r). \quad (\text{S17})$$

For electronic subsystem respecting the spin rotational symmetry, we have isotropic susceptibility, $\chi_n^{\mu\nu} = \delta_{\mu\nu} \chi_n^\mu$. As compared to a single-channel system, the spin susceptibility in the coupled-domain-wall system contains electron correlations across parallel domain walls. These inter-domain-wall correlations manifest as spatial phase coherence between different domain walls, which stabilizes a 2D spin helix ordering.

The integrand in Eq. (S16) can be computed following the standard procedure [S8] and expressed in terms of the spin-spin correlator. The result is a sum of contributions from different momentum transfers due to electronic backscattering,

$$\chi_n^\mu(r, \tau) = \frac{-1}{4(\pi a)^2} \left[\bar{\chi}_{n,2k_{F1}}^\mu(r, \tau) + \bar{\chi}_{n,2k_{F2}}^\mu(r, \tau) + 2\bar{\chi}_{n,2Q_F}^\mu(r, \tau) \right], \quad (\text{S18})$$

in the imaginary-time form. Note that the factor of 2 in front of $\bar{\chi}_{n,2Q_F}^\mu$ in Eq. (S18) is crucial for determining the helix transition temperature, which will be explained in the following section. At finite temperatures, $\bar{\chi}_{n,2Q}^\mu$ takes the form

$$\bar{\chi}_{n,2Q}^\mu(r, \tau) \equiv \cos(2Qr) \tilde{\Omega}_{n,B}^\mu \left(\frac{a}{L} \right)^{\tilde{\xi}_{n,B}^\mu/2} \frac{\left(\frac{\pi k_B T a}{\hbar v_{\text{dw}}} \right)^{2g_{n,B}^\mu}}{\left[\sinh^2 \left(\frac{\pi k_B T r}{\hbar v_{\text{dw}}} \right) + \sin^2 \left(\frac{\pi k_B T \tau}{\hbar} \right) \right]^{g_{n,B}^\mu}}, \quad (\text{S19})$$

with $\mathcal{B} \in \{\Omega, \kappa\}$ referred to the {intrabranch, interbranch} scattering, and

$$\begin{aligned} g_{n,\mathcal{B}}^\mu &= \begin{cases} g_{n,\Omega}^\mu, & \text{if } Q = k_{F_1} \text{ or } k_{F_2}, \\ g_{n,\kappa}^\mu, & \text{if } Q = Q_F \equiv (k_{F_1} + k_{F_2})/2, \end{cases} \\ \tilde{\Omega}_{n,\mathcal{B}}^\mu &= \exp \left[\frac{\bar{\xi}_{n,\mathcal{B}}^\mu}{2} \left(\gamma - \int_{1/L}^\infty \frac{2dq}{q(e^{\beta\hbar v_{\text{dw}}q} - 1)} \right) \right] \approx \exp \left[\frac{\gamma \bar{\xi}_{n,\mathcal{B}}^\mu}{2} \right], \\ \bar{\xi}_{n,\mathcal{B}}^\mu &\equiv 4 \left(g_{\parallel,\mathcal{B}}^\mu - g_{n,\mathcal{B}}^\mu \right). \end{aligned} \quad (\text{S20})$$

Here, we define $g_{n=0,\mathcal{B}}^\mu = g_{\parallel,\mathcal{B}}^\mu$, and one can check that $\tilde{\Omega}_{n=0,\mathcal{B}}^\mu = 1$ and $\bar{\xi}_{n=0,\mathcal{B}}^\mu = 0$ in this case. The exponents $g_{n,\mathcal{B}}^\mu$ are given by

$$\begin{aligned} g_{n,\kappa}^z &= \frac{1}{4} \left(\bar{\Delta}_{\phi_{cS},n} + \frac{1}{K_{cA}} + K_{sS} + \frac{1}{K_{sA}} \right), \\ g_{n,\kappa}^{x,y} &= \frac{1}{4} \left(\bar{\Delta}_{\phi_{cS},n} + \frac{1}{K_{cA}} + \frac{1}{K_{sS}} + K_{sA} \right), \end{aligned} \quad (\text{S21})$$

and

$$\begin{aligned} g_{n,\Omega}^z &= \frac{1}{4} \left(\bar{\Delta}_{\phi_{cS},n} + K_{cA} + K_{sS} + K_{sA} \right), \\ g_{n,\Omega}^{x,y} &= \frac{1}{4} \left(\bar{\Delta}_{\phi_{cS},n} + K_{cA} + \frac{1}{K_{sS}} + \frac{1}{K_{sA}} \right), \end{aligned} \quad (\text{S22})$$

where $\bar{\Delta}_{\phi_{\nu P},n}$ is defined in Eq. (S8a).

We consider a system with SU(2) symmetry and noninteracting spin sector, leading to $K_{sS} = K_{sA} = 1$ and isotropic spin susceptibility ($g_{n,\mathcal{B}}^{x,y} = g_{n,\mathcal{B}}^z$). Additionally, we assume a noninteracting charge antisymmetric sector, where $K_{cA} = 1$, resulting in

$$g_{n,\Omega}^\mu = g_{n,\kappa}^\mu \equiv g_n^\mu = \frac{1}{4} \left[3 + \int_{-\pi}^\pi \frac{d(q_\perp d)}{2\pi} \cos(nq_\perp d) \tilde{K}_{cS}(q_\perp) \right], \quad (\text{S23})$$

where $g_{n \geq 3}^\mu$ in Eq. (S23) is independent of the inter-domain-wall couplings $\lambda_{1,2}$ since we only truncate the SLL parameters to the second order.

After performing Fourier transform on Eq. (S19), we obtain the momentum-dependent static spin correlator [S8],

$$\begin{aligned} [\chi_n^R(q)]^\mu &= -\tilde{\Omega}_n^\mu \left(\frac{a}{L} \right)^{\bar{\xi}_n^\mu/2} \frac{4 \sin(\pi g_n^\mu)}{(4\pi)^2 \hbar v_{\text{dw}}} \left(\frac{\lambda_T}{2\pi a} \right)^{2-2g_n^\mu} \sum_{\eta=\pm} \left\{ 2 \left| B \left(\frac{g_n^\mu}{2} - i \frac{\lambda_T}{4\pi} (q - 2\eta Q_F); 1 - g_n^\mu \right) \right|^2 \right. \\ &\quad \left. + \sum_{\delta} \left| B \left(\frac{g_n^\mu}{2} - i \frac{\lambda_T}{4\pi} (q - 2\eta k_{F_\delta}); 1 - g_n^\mu \right) \right|^2 \right\}, \end{aligned} \quad (\text{S24})$$

where we define $\lambda_T \equiv \hbar v_{\text{dw}}/k_B T$ as the thermal length and

$$B(K; K') = \frac{\Gamma(K)\Gamma(K')}{\Gamma(K+K')}. \quad (\text{S25})$$

For later use in calculating the magnon spectrum, we need its Fourier component $[\chi_n^R(q)]^\mu$ in the direction perpendicular to the domain walls, $[\chi_{q_\perp}^R(q)]^\mu = \sum_{n=-N_{\text{dw}}-1}^{N_{\text{dw}}-1} e^{-iq_\perp nd} [\chi_n^R(q)]^\mu = \sum_{n=0}^{N_{\text{dw}}-1} \cos(q_\perp nd) [\chi_n^R(q)]^\mu$, where $[\chi_{q_\perp}^R(q)]^\mu$ is explicitly given by

$$[\chi_{q_\perp}^R(q)]^\mu = \underbrace{[\chi_{\parallel}^R(q)]^\mu}_{\text{within a domain wall}} + \cos(q_\perp d) [\chi_1^R(q)]^\mu + \cos(2q_\perp d) [\chi_2^R(q)]^\mu + \sum_{n=3}^{N_{\text{dw}}-1} \cos(nq_\perp d) \underbrace{[\chi_3^R(q)]^\mu}_{\text{indep. of } n>3}. \quad (\text{S26})$$

The coefficient in front of $[\chi_3^R(q)]^\mu$ can be analytically obtained as

$$\sum_{n=3}^{N_{\text{dw}}-1} \cos(nq_\perp d) = \frac{1}{2 \sin(q_\perp d/2)} \left\{ \sin \left[\left(N_{\text{dw}} - \frac{1}{2} \right) q_\perp d \right] - \sin \left(\frac{5}{2} q_\perp d \right) \right\}. \quad (\text{S27})$$

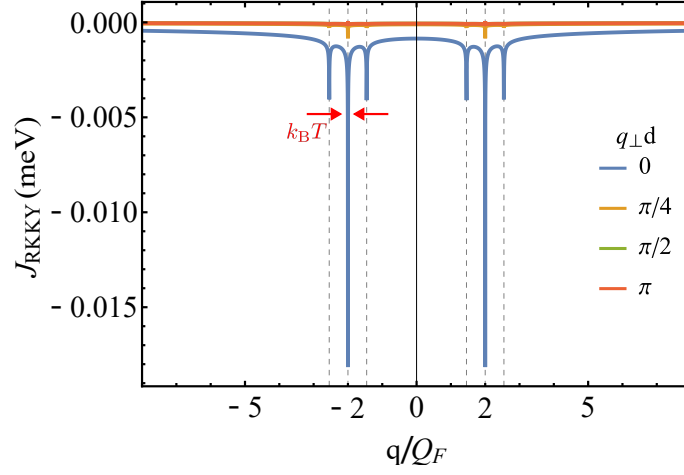


FIG. S2. RKKY coupling $J_{q\perp}(q)$ as a function of q/Q_F . Two dips at $q = \pm 2Q_F$ and $q_\perp = 0$ can be clearly seen. The other parameters are $T = 0.1\text{K}$, $k_{F1} = 4 \times 10^8 \text{ m}^{-1}$, $k_{F2} = 7 \times 10^8 \text{ m}^{-1}$, $J_K = 1 \text{ meV}$, $\lambda_1 = \sqrt{2}$, $\lambda_2 = 1$, and $N_{\text{dw}} = 20$.

In addition to the intra-domain-wall component χ_{\parallel}^R , the static spin-spin correlator $\chi_{q\perp}^R(q)$ also includes contributions from inter-domain-wall spin correlations for $n \neq 0$. These contributions enhance the RKKY coupling, resulting in a further increase in the helix transition temperature T_{hx} compared to the case without the inter-domain-wall correlations, thereby stabilizing the spin helix phase.

S.III. FORMATION OF 2D SPATIALLY PHASE-COHERENT SPIN HELIX

In this section, we demonstrate that the RKKY interaction results in formation of a 2D spin helix. To this end, we perform the spin wave analysis at low temperatures. Motivated by the largest absolute magnitude of the RKKY coupling at the inter-branch scattering momentum, $2Q_F$, we consider the following ansatz for the localized spins on a given domain wall,

$$\langle \mathbf{S}_m(r_k) \rangle = m_{2Q_F} S N_\perp [\hat{x} \cos(2Q_F r_k + \vartheta_m) + \hat{y} \sin(2Q_F r_k + \vartheta_m)] , \quad (\text{S28})$$

with its period of oscillation given by π/Q_F .

Without loss of generality, we choose the helical (spin quantization) axis (z direction) to be parallel to the domain wall, and localized spins are lying on the xy plane, perpendicular to the helical axis. For convenience, we rotate the original spatial coordinate $(\hat{x}, \hat{y}, \hat{z})$ to a new basis $(\hat{e}_{k,m}^1, \hat{e}_{k,m}^2, \hat{e}_{k,m}^3)$,

$$\begin{pmatrix} \hat{e}_{k,m}^1 \\ \hat{e}_{k,m}^2 \\ \hat{e}_{k,m}^3 \end{pmatrix} = \begin{pmatrix} \cos(2Q_F r_k + \vartheta_m) & \sin(2Q_F r_k + \vartheta_m) & 0 \\ -\sin(2Q_F r_k + \vartheta_m) & \cos(2Q_F r_k + \vartheta_m) & 0 \\ 0 & 0 & 1 \end{pmatrix} \begin{pmatrix} \hat{x} \\ \hat{y} \\ \hat{z} \end{pmatrix} , \quad (\text{S29})$$

such that $\mathbf{S}(r_k) = m_{2Q_F} N_\perp S \hat{e}_k^1$. In the rotated coordinates, the RKKY interaction is expressed as

$$H_R = \frac{1}{N_\perp^2} \sum_{k,l} \sum_{\tilde{\mu}, \tilde{\nu}=1,2,3} \sum_{m,n} J_n^{\tilde{\mu}\tilde{\nu}}(r_{kl}) I_{m+n}^{\tilde{\mu}}(r_k) I_m^{\tilde{\nu}}(r_l) . \quad (\text{S30})$$

The RKKY couplings in the un-rotated and rotated coordinates, J_n^μ and $J_n^{\tilde{\mu}\tilde{\nu}}$ are related by

$$\begin{aligned} J_n^{33}(r_{kl}) &= J_n^z(r_{kl}) , \\ J_n^{11}(r_{kl}) &= J_n^{22}(r_{kl}) = J_n^x(r_{kl}) \cos(2Q_F r_{kl} + \Theta_n) , \\ J_n^{12}(r_{kl}) &= -J_n^{21}(r_{kl}) = J_n^x(r_{kl}) \sin(2Q_F r_{kl} + \Theta_n) , \end{aligned} \quad (\text{S31})$$

where $\Theta_n \equiv \vartheta_{m+n} - \vartheta_m$ being the phase difference depending solely on the domain wall separation $\propto n$.

A. Development of phase coherence of spin helices

In this subsection, we demonstrate that the RKKY energy at zero temperature is minimized by the configuration of uniform offset phases across parallel domain walls, leading to the formation of a phase-coherent 2D spin helix.

The RKKY energy resulting from the formation of spin helices in a given array, accounting for inter-domain-wall correlations, can be estimated as

$$E_R = \frac{1}{N_\perp^2} \sum_{m,n} \sum_k J_n(r_k) \langle \mathbf{S}_{m+n}(r_k) \rangle \cdot \langle \mathbf{S}_m(0) \rangle = \frac{a}{N_\perp^2} \sum_{m,n} \int_{-L}^L dx J_n(r) \langle \mathbf{S}_{m+n}(r) \rangle \cdot \langle \mathbf{S}_m(0) \rangle, \quad (\text{S32})$$

with, again, $J_n(r) = (J_K^2 a/2) \chi_n(r)$. At zero temperature, the spin susceptibility $\chi_n(r)$ is proportional to

$$\chi_n(r) \sim -\cos(2Q_F r) \left| \frac{a}{r} \right|^{\bar{\Delta}_n/2}, \quad (\text{S33})$$

with $\bar{\Delta}_n$ denoting the exponent depending on LL parameters and $\bar{\Delta}_n/2 \geq 1$ for our case. It is straightforward to show that

$$\begin{aligned} E_R &\sim \left(-\frac{S^2 N_{\text{dw}} J_K^2 a}{4} \right) \sum_n \int_{-L}^L dr \left| \frac{a}{r} \right|^{\bar{\Delta}_n/2} [\cos(4Q_F r + \Theta_n) + \cos \Theta_n] \\ &= \left(-\frac{S^2 J_K^2 a}{4} \right) \sum_n C_n \cos \Theta_n, \end{aligned} \quad (\text{S34})$$

with $C_n > 0$ being a coefficient which we calculate next. The first integral in Eq. (S34) leads to

$$\begin{aligned} \int_{-L}^L dr \left| \frac{a}{r} \right|^\alpha \cos(4Qr + \Theta_n) &= \left(\int_{-L}^{-a} + \int_a^L \right) dr \left| \frac{a}{r} \right|^\alpha \cos(4Qr + \Theta_n) \\ &= 2 \cos(\Theta_n) \int_a^L dr \left| \frac{a}{r} \right|^\alpha \cos(4Qr), \end{aligned} \quad (\text{S35})$$

where we impose a small length cutoff a in the integral to avoid divergence at $r = 0$. Combining the result in Eq. (S35) with the other contribution from the second integral in Eq. (S34), we reach

$$C_n = 2 \int_a^L \left| \frac{a}{r} \right|^{\bar{\Delta}_n/2} [\cos(4Q_F r) + 1] dr > 0. \quad (\text{S36})$$

We therefore demonstrate that $C_n > 0$ and that the RKKY energy E_R is minimized when $\cos \Theta_n = 1$ (or $\Theta_n = 0 \bmod 2\pi$). This result suggests phase coherence of the 2D spin helix across parallel domain walls. Naively speaking, the “phase-locking” behavior of the 2D spin helix would facilitate constructive diffraction patterns in neutron scattering measurements [S15–S20], distinct from isolated channels such as GaAs [S13, S21, S22] or ^{13}C nanotubes [S23]. Nevertheless, due to the presence of the metallic gates and 2D nature of the system, such measurements might not be practical. We therefore propose to use resistively-detected spin resonance for the nanoscale systems, as discussed in the main text.

B. Magnon spectrum

Now, we proceed to the analysis of magnon spectra. For $T/T_{\text{hx}} \ll 1$ and selecting $\hat{e}_{k,m}^1$ to be the spin quantization axis, we perform the Holstein–Primakoff transformation on the spin operators to the magnon operators $a_{km}^\dagger(a_{km})$,

$$\begin{aligned} S_m^1(r_k) &\approx N_\perp S - a_{km}^\dagger a_{km}, \\ S_m^+(r_k) &\approx a_{km} \sqrt{2N_\perp S}, \\ S_m^-(r_k) &\approx a_{km}^\dagger \sqrt{2N_\perp S}. \end{aligned} \quad (\text{S37})$$

Since the off-diagonal terms, H_R^{12} and H_R^{21} , in Eq. (S30) are of odd order in the magnon operators, we have $H_R = H_R^{11} + H_R^{22} + H_R^{33}$, with

$$\begin{aligned} H_R^{11} + H_R^{22} &= \frac{1}{N_\perp^2} \sum_{k,l} \sum_{m,n} J_n^{11}(r_{kl}) \left[(N_\perp S)^2 - N_\perp S \left(a_{k,m+n}^\dagger a_{k,m+n} + a_{lm}^\dagger a_{lm} \right) \right. \\ &\quad \left. + \frac{N_\perp S}{2} \left(a_{k,m+n} a_{lm} + a_{k,m+n} a_{lm}^\dagger + a_{k,m+n}^\dagger a_{lm} + a_{k,m+n}^\dagger a_{lm}^\dagger \right) \right], \\ H_R^{33} &= \frac{S}{2N_\perp} \sum_{k,l} \sum_{m,n} J_n^z(r_{kl}) \left(-a_{k,m+n} a_{lm} + a_{k,m+n} a_{lm}^\dagger + a_{k,m+n}^\dagger a_{lm} - a_{k,m+n}^\dagger a_{lm}^\dagger \right). \end{aligned} \quad (S38)$$

After the Fourier transform $a_{k,m} = \frac{1}{\sqrt{NN_{\text{dw}}}} \sum_{q,q_\perp} e^{iq_\perp y_m + iqr_k} a_{q,q_\perp}$, we get

$$H_R = \frac{S}{2N_\perp} \sum_{q,q_\perp} \left[h_3(q, q_\perp) \left(a_{q,q_\perp}^\dagger a_{q,q_\perp} + a_{-q,-q_\perp}^\dagger a_{-q,-q_\perp} \right) + h_2(q, q_\perp) \left(a_{q,q_\perp} a_{-q,-q_\perp} + a_{-q,-q_\perp}^\dagger a_{q,q_\perp}^\dagger \right) \right] \quad (S39)$$

with

$$\begin{aligned} h_2(q, q_\perp) &= \frac{1}{2} [J_{q_\perp}^x(2Q_F + q) + J_{q_\perp}^x(2Q_F - q)] - J_{q_\perp}^z(q), \\ h_3(q, q_\perp) &= -2J_{q_\perp=0}^x(2Q_F) + \frac{1}{2} [J_{q_\perp}^x(2Q_F + q) + J_{q_\perp}^x(2Q_F - q)] + J_{q_\perp}^z(q). \end{aligned} \quad (S40)$$

Introducing the Nambu basis $\psi^\dagger(q, q_\perp) = (a_{q,q_\perp}^\dagger, a_{-q,-q_\perp})$, we obtain

$$H_R = \frac{S}{2N_\perp} \sum_{q,q_\perp} \psi^\dagger(q, q_\perp) \mathcal{H}(q, q_\perp) \psi(q, q_\perp), \quad (S41)$$

with

$$\mathcal{H}(q, q_\perp) = \begin{pmatrix} h_3(q, q_\perp) & h_2(q, q_\perp) \\ h_2(q, q_\perp) & h_3(q, q_\perp) \end{pmatrix}. \quad (S42)$$

The eigenvalues of the above bosonic model can be found by $\det[\lambda \mathbb{I} - \sigma^3 \mathcal{H}(q, q_\perp)] = 0$, and the resulting spectrum is $\lambda(q, q_\perp) = \hbar\omega(q, q_\perp)$ is given in Eq. (7) in the main text. In Fig. S3, we show the magnon spectra for various temperatures and $q_\perp d$ values. Typically, magnon spectra can be detected via resonant inelastic X-ray scattering or inelastic neutron scattering. However, since the metallic gate on top of the TBG sample might make these techniques intractable, we search for alternative features in this work.

C. Helix ordering temperature T_{hx}

In this subsection, we estimate the helix transition temperature, denoted as T_{hx} , while self-consistently incorporating the static, spatially rotating effective magnetic field generated by the ordered localized spins. Below, we generalize the approach in Refs. [S22, S23] to two-dimensional network.

When the localized spins are ordered, they induces a static, spatially-rotating Zeeman field that couples back to the conduction-electron spins through H_K , and changes the conduction-electron spectrum: In the continuum limit, $\langle \mathbf{S}_m(r) \rangle \rightarrow \mathbf{B}_{\text{hx}}(r) = B_{\text{hx}} [\hat{x} \cos(2Q_F r) + \hat{y} \sin(2Q_F r)]$ with the domain-wall independent field strength $B_{\text{hx}} = m_{2Q_F} S J_K$, this induces a Zeeman term,

$$H_{\text{hx}} \equiv \langle H_K \rangle_{\text{hx}} = \sum_m \int dr \mathbf{B}_{\text{hx}}(r) \cdot \mathbf{s}_m(r). \quad (S43)$$

Following the above analysis, we set $\vartheta_m = 0$.

To proceed, we split H_{hx} into the interbranch and intrabranh components, $H_{\text{hx}} = H_{\text{hx},\Omega} + H_{\text{hx},\kappa\leftarrow}$. In the boson representation, the conduction-electron spin reads

$$\begin{aligned} s_{\kappa\leftarrow,m}^x(r) &= \frac{1}{2\pi a} \sum_\delta [\cos(-2Q_F r + \phi_{cS,m} - \delta\theta_{cA,m} + \delta\phi_{sA,m} - \theta_{sS,m}) + \cos(-2Q_F r + \phi_{cS,m} - \delta\theta_{cA,m} - \delta\phi_{sA,m} + \theta_{sS,m})], \\ s_{\kappa\leftarrow,m}^y(r) &= \frac{1}{2\pi a} \sum_\delta [\sin(-2Q_F r + \phi_{cS,m} - \delta\theta_{cA,m} + \delta\phi_{sA,m} - \theta_{sS,m}) - \sin(-2Q_F r + \phi_{cS,m} - \delta\theta_{cA,m} - \delta\phi_{sA,m} + \theta_{sS,m})], \end{aligned} \quad (S44)$$

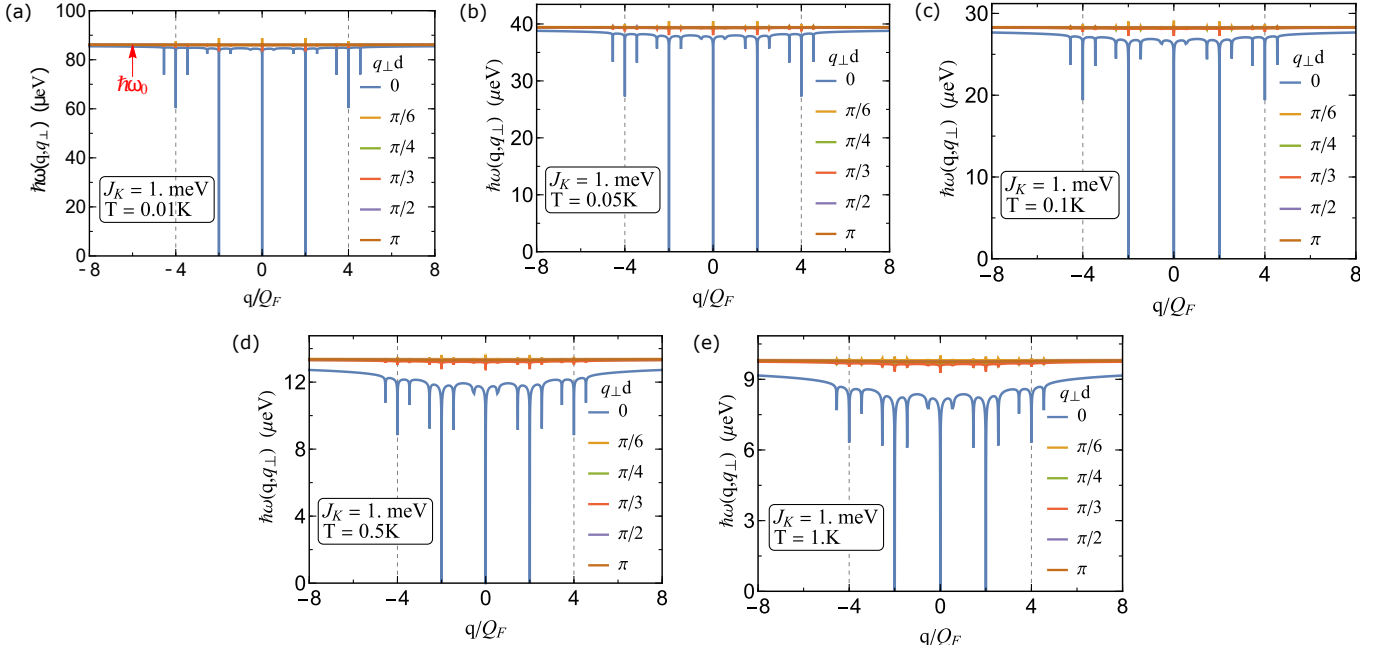


FIG. S3. Magnon spectra for different temperatures $T = 0.01, 0.05, 0.1, 0.5$, and 1 K, with the exchange coupling fixed at $J_K = 1$ meV and the number of parallel domain walls set to $N_{\text{dw}} = 20$. Here, $\hbar\omega_0$ represents the typical scale of the magnon energy.

and

$$s_{\Omega, m}^x(r) = \frac{1}{2\pi a} \sum_{\delta} [\cos(-2k_{F\delta}r + \phi_{cS, m} + \delta\phi_{cA, m} - \theta_{sS, m} - \delta\theta_{sA, m}) + \cos(-2k_{F\delta}r + \phi_{cS, m} + \delta\phi_{cA, m} + \theta_{sS, m} + \delta\theta_{sA, m})],$$

$$s_{\Omega, m}^y(r) = \frac{1}{2\pi a} \sum_{\delta} [\sin(-2k_{F\delta}r + \phi_{cS, m} + \delta\phi_{cA, m} - \theta_{sS, m} - \delta\theta_{sA, m}) - \sin(-2k_{F\delta}r + \phi_{cS, m} + \delta\phi_{cA, m} + \theta_{sS, m} + \delta\theta_{sA, m})].$$
(S45)

We have

$$H_{\text{hx}, \kappa\leftarrow} \approx \frac{B_{\text{hx}}}{2\pi a} \sum_{m, \delta} \int dr \cos(\phi_{cS, m} - \delta\theta_{cA, m} - \delta\phi_{sA, m} + \theta_{sS, m}),$$
(S46)

where we have neglected the oscillating term proportional to $\cos(-4Q_F r + \phi_{cS, m} - \delta\theta_{cA, m} + \delta\phi_{sA, m} - \theta_{sS, m})$ in $H_{\text{hx}, \kappa\leftarrow}$ which requires fine-tuning the chemical potential to exactly fit the commensurate condition and is thus not general. The feedback effect $H_{\text{hx}, \kappa\leftarrow}$ of Eq. (S46) now shows the same form with the sine-Gordon model, and the modes $\phi_{cS, m} - \delta\theta_{cA, m} - \delta\phi_{sA, m} + \theta_{sS, m}$ will be gapped out when the effective coupling $\sim B_{\text{hx}}$ flows to the strong-coupling regime. The RG relevance of this coupling will be addressed below. However, the remaining modes $\phi_{cS, m} - \delta\theta_{cA, m} + \delta\phi_{sA, m} - \theta_{sS, m}$ remains gapless and can still mediate the RKKY coupling.

To better analyze the RKKY interaction mediated by the remaining gapless mode, we construct a new set of boson fields,

$$\Phi_{\delta, m}^{\eta} = \frac{1}{2} [\phi_{cS, m} - \delta\theta_{cA, m} - \eta(\delta\phi_{sA, m} - \theta_{sS, m})],$$

$$\Theta_{\delta, m}^{\eta} = \frac{1}{2} [\theta_{cS, m} - \delta\phi_{cA, m} - \eta(\delta\theta_{sA, m} - \phi_{sS, m})],$$
(S47)

with $\eta \in \{+1, -1\}$. The bosons, Φ_{δ}^{η} and Θ_{δ}^{η} , obey the standard commutator, $[\Phi_{\delta, m}^{\eta}(r), \Theta_{\delta', m'}^{\eta'}(r')] = \frac{i\pi}{2} \text{sgn}(r' - r) \delta_{mm'} \delta_{\delta\delta'} \delta_{\eta\eta'}$. In the new basis, the electron subsystem of Eq. (S3) and $H_{\text{bf}, \kappa\leftarrow}$ takes the form

$$H_{\text{ee}} = \frac{1}{N_{\text{dw}}} \sum_{q_{\perp}, \delta, \eta} \int \frac{\hbar dr}{2\pi} \left[\frac{\tilde{v}(q_{\perp})}{\tilde{K}(q_{\perp})} \left| \partial_r \Phi_{\delta, q_{\perp}}^{\eta}(r) \right|^2 + \tilde{v}(q_{\perp}) \tilde{K}(q_{\perp}) \left| \partial_r \Theta_{\delta, q_{\perp}}^{\eta}(r) \right|^2 \right],$$

$$H_{\text{hx}, \kappa\leftarrow} = \frac{B_{\text{hx}}}{2\pi a} \sum_{m, \delta} \int dr \cos[2\Phi_{\delta, m}^+(r)],$$
(S48)

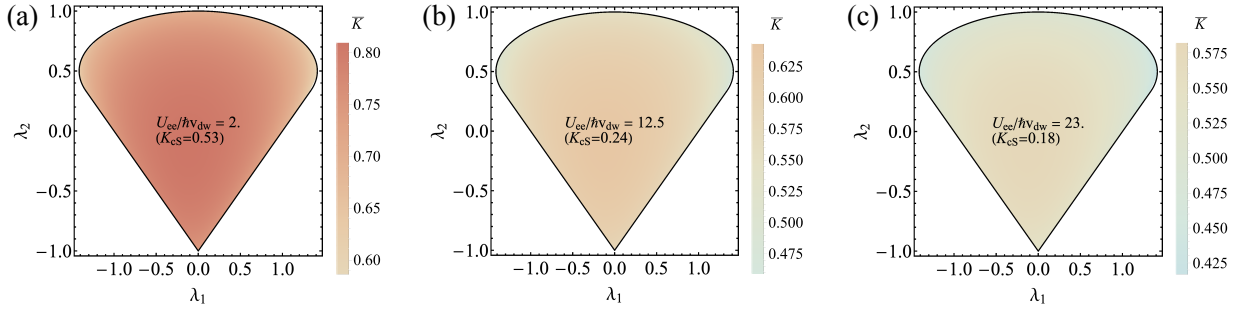


FIG. S4. (a)-(c) Effective SLL parameter \bar{K} as a function of λ_1 and λ_2 for various values of electrostatic energy $U_{ee}/\hbar v_{dw} = 2, 12.5$ and 23 .

with a modified velocity and SLL parameters,

$$\tilde{v}(q_{\perp}) \approx \tilde{v}_{dw} = \frac{v_{dw}}{4} \sqrt{3K_{cS} + \frac{3}{K_{cS}} + 10}, \quad \tilde{K}(q_{\perp}) = \sqrt{\frac{\tilde{K}_{cS}^2(q_{\perp}) + 3\tilde{K}_{cS}(q_{\perp})}{3\tilde{K}_{cS}(q_{\perp}) + 1}}. \quad (\text{S49})$$

Note that we do not include the marginal terms in the above, and assume $v_{\nu P}(q_{\perp}) \approx v_{dw}$ in Eq. (S48). In the derivation for \tilde{v} in Eq. (S49), we assume $\tilde{K}_{cS}(q_{\perp}) \approx K_{cS}$.

By computing the zero-temperature correlation function of $\langle \cos[2\Phi_{\delta,m}^+(r)] \cos[2\Phi_{\delta,m}^+(0)] \rangle$, the scaling dimension of the effective magnetic field B_{hx} is found to be $1 - \bar{K}$. For the parameters considered in our investigation, we numerically verify that $1 - \bar{K} > 0$ [see Fig. S4], indicating that the sine-Gordon term $H_{hx,\leftrightarrow}$ is always relevant.

The contribution to the susceptibility now only comes from the Φ_{δ}^- field, whose correlation function across n different domain walls is now characterized by the feedback-modified bandwidth $\tilde{\Delta}_a \equiv \hbar \tilde{v}_{dw}/a$ and the parameter

$$\bar{K}_n = \int_{\pi/N_{dw}}^{\pi} \frac{d(q_{\perp}d)}{\pi} \cos(nq_{\perp}d) \tilde{K}(q_{\perp}). \quad (\text{S50})$$

Here, to regularize the singularity in $\tilde{J}_n^x(q \pm 2Q_F)$ in Eq. (S51), which arises when $\lambda_1 = \lambda_2 = 0$ (or equivalently $\bar{K}_n = 0$), we introduce a lower cutoff $q_{\perp} = \pi/(N_{dw}d)$ in the integral over \bar{K}_n in Eq. (S50). Retaining only the Φ_{δ}^- field, we get

$$\tilde{J}_n^x(q = \pm 2Q_F) \approx \frac{-4J_K^2 \sin(\pi \bar{K}_n)}{(4\pi)^2 \tilde{\Delta}_a} \left(\frac{\tilde{\Delta}_a}{2\pi k_B T} \right)^{2-2\bar{K}_n} \left| B\left(\frac{\bar{K}_n}{2}; 1 - \bar{K}_n\right) \right|^2, \quad (\text{S51})$$

which allows us to find T_{hx} below.

We define the ordering temperature as the one where the number of magnons is comparable to the number of spin-flips that randomize the magnetic order, leading to

$$1 - \frac{1/S}{e^{\hbar\omega_0/k_B T_{hx}} - 1} = 0. \quad (\text{S52})$$

In the above, we have used the fact that in realistic systems, the zero-energy magnon modes are gapped due to finite-size effects [S22, S23]. Specifically, the magnon energy is given by the RKKY energy scale,

$$\hbar\omega_0(T_{hx}) = \frac{S \left| \tilde{J}_{q_{\perp}=0}^x(2Q_F, T_{hx}) \right|}{2N_{\perp}}. \quad (\text{S53})$$

The transcendental equation in Eq. (S53) can then be numerically solved, with examples shown in panels (a), (c), (e), (g) of Figs. S5 and S6. In the allowed values of λ_1 and λ_2 , we show that the contributions from the inter-domain-wall RKKY coupling enhances the ordering temperature T_{hx} by more than one order of magnitude as compared with the rather “unphysical” temperature scale $T_{hx,\parallel}$ that excludes such inter-domain-wall contributions. We also note additional features, where the distribution of T_{hx} shows alternating enhancement and suppression, as demonstrated in panels (a), (c), (e), and (g) of Figs. S5 and S6. This non-uniform distribution arises from the summation of varying non-uniformities in \tilde{J}_n^x of Eq. (S51) across different n . The more important information is the overall scale of the ordering temperature, which is in the experimentally accessible regime. Remarkably, the non-uniformity becomes less pronounced as the number of parallel domain walls N_{dw} increases. More significantly, the overall order of magnitudes of T_{hx} increases as the electron interaction U_{ee} increases, as expected.

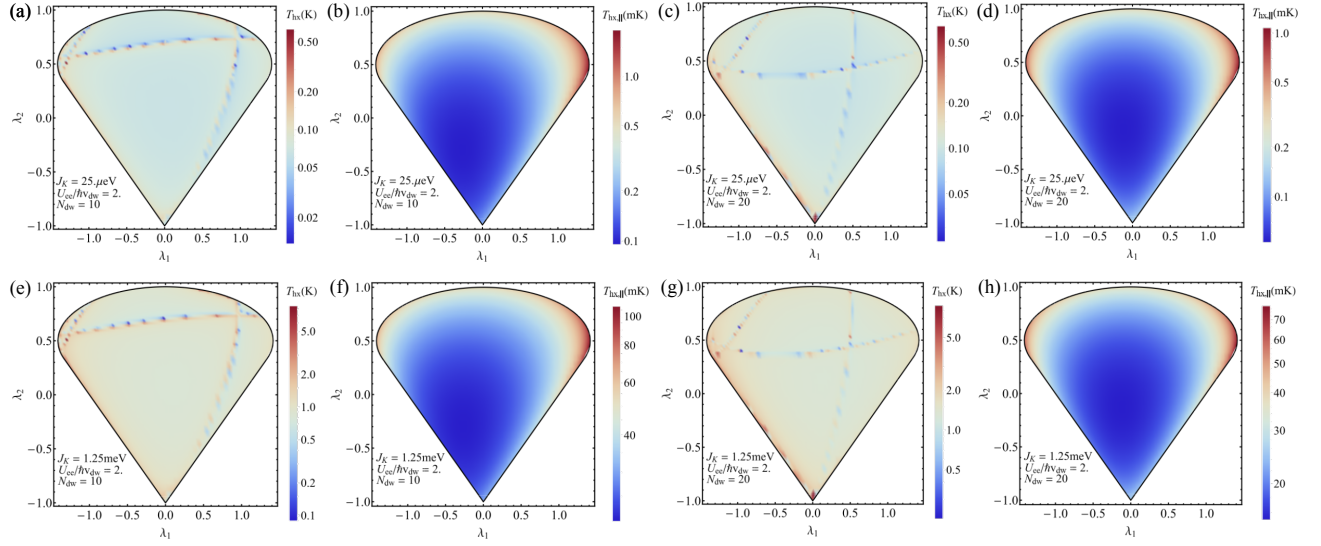


FIG. S5. (a,c,e,g) Ordering temperature T_{hx} and (c,d,f,h) artificially defined scale $T_{\text{hx},\parallel}$ as a function of the interaction parameters λ_1 and λ_2 for (a)-(d) $J_K = 25 \mu\text{eV}$ and (e)-(h) $J_K = 1.25 \text{ meV}$, and for (a,b,e,f) $N_{\text{dw}} = 10$ and (c,d,g,h) $N_{\text{dw}} = 20$. The J_K values are motivated by the realizations by nuclear spins and magnetic adatoms. The temperature scale $T_{\text{hx},\parallel}$ accounts only for intra-domain-wall RKKY interaction and serves as a reference for comparison with T_{hx} . Here we adopt $U_{\text{ee}}/\hbar v_{\text{dw}} = 2$.

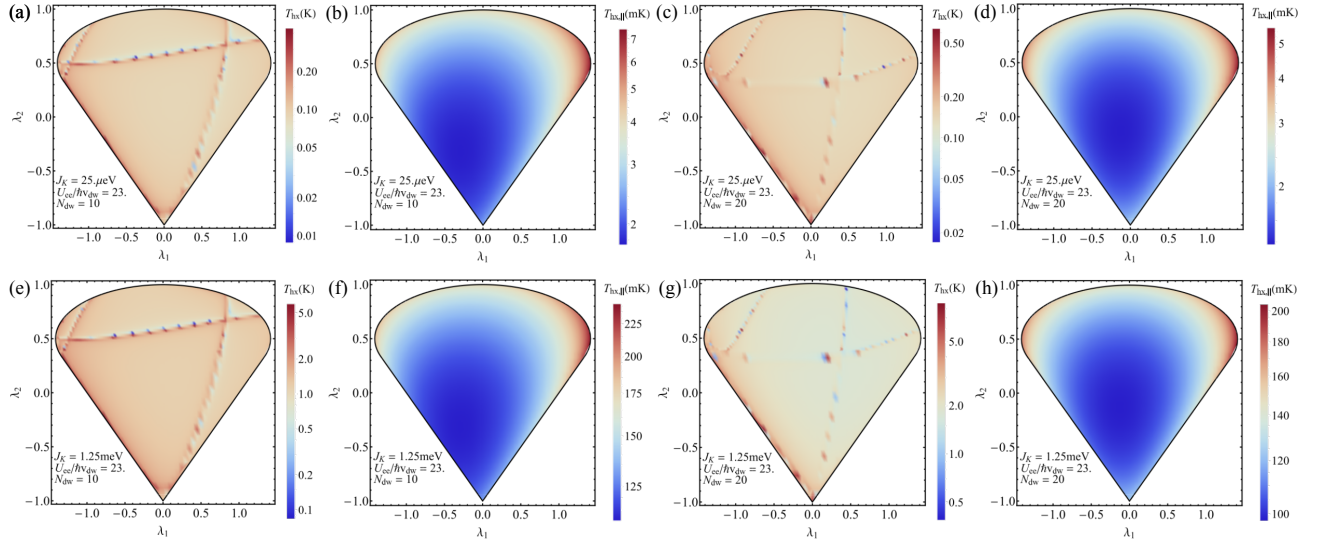


FIG. S6. Similar plots to Fig. S5, but for $U_{\text{ee}}/\hbar v_{\text{dw}} = 23$.

S.IV. ELECTRON-MAGNON INTERACTION AND ITS INFLUENCE ON CORRELATION FUNCTIONS

In this section, we discuss the electron-magnon interaction H_{em} , which can be introduced through

$$H_K = H_{\text{hx}} + H_{\text{em}} , \quad (\text{S54})$$

where the first term H_{hx} has been defined in Eq. (S43), and the second term is derived through Holstein–Primakoff transformation, giving

$$H_{\text{em}} = \frac{J_K}{N_{\perp}} \sum_{m,k} \left\{ -s_m^1(r_k) a_{km}^{\dagger} a_{km} + \sqrt{\frac{N_{\perp} S}{2}} s_m^2(r_k) (a_{km} + a_{km}^{\dagger}) + \frac{1}{i} \sqrt{\frac{N_{\perp} S}{2}} s_m^3(r_k) (a_{km} - a_{km}^{\dagger}) \right\} . \quad (\text{S55})$$

Here, we only focus on the contribution of the small-momentum transfer $q \sim 0$ of $s_m^3(r_k)$. Upon bosonization, we have

$$s_m^3(r) \approx \frac{-1}{\pi} \partial_r \phi_{sS,m}(r) , \quad (\text{S56})$$

which leads to

$$H_{\text{em}} \approx \frac{iJ_K}{\pi N_{\perp}} \sqrt{\frac{N_{\perp} S}{2}} \sum_{m,k} [\partial_{r_k} \phi_{sS,m}(r_k)] (a_{km} - a_{km}^{\dagger}) = g_{\text{em}} \int \frac{dr}{2\pi} \sum_m [\partial_r \phi_{sS,m}(r)] \Pi_m(r) , \quad (\text{S57})$$

where we have replaced $\sum_k \rightarrow \int dr/a$, $(a_{km} - a_{km}^{\dagger})/\sqrt{a} \rightarrow [a_m(r) - a_m^{\dagger}(r)]$, neglected the contributions from $S_m^{1,2}(r_k)$, and defined the effective coupling strength $g_{\text{em}} \equiv -2J_K \sqrt{a S m_{2Q_F} / (\hbar \omega_0 N_{\perp})}$. In the above, the field $a_{k,m}$ is dimensionless while $a_m(r)$ carries dimension of $a^{-1/2}$. The prefactor $1/2\pi$ has been introduced for convenience. We also introduce the conjugate field $\Pi_m(r)$ to $\varphi_m(r)$,

$$\Pi_m(r) = \frac{1}{\sqrt{L N_{\text{dw}}}} \sum_{q,q_{\perp}} \sqrt{\frac{\hbar}{2\omega_0}} (e^{iqr+iq_{\perp}y_m} a_{q,q_{\perp}} + e^{-iqr-iq_{\perp}y_m} a_{q,q_{\perp}}^{\dagger}) , \quad (\text{S58})$$

$$\varphi_m(r) = \frac{1}{\sqrt{L N_{\text{dw}}}} \sum_{q,q_{\perp}} \sqrt{\frac{\hbar \omega_0}{2}} \left(\frac{1}{i} \right) (e^{iqr+iq_{\perp}y_m} a_{q,q_{\perp}} - e^{-iqr-iq_{\perp}y_m} a_{q,q_{\perp}}^{\dagger}) , \quad (\text{S59})$$

with $a_{q,q_{\perp}}$ being dimensionless operator in the momentum space. It is straightforward to verify the fact that φ_m and Π_m forms a set of conjugate operators, namely

$$[\varphi_m(r), \Pi_{m'}(r')] = i\hbar \delta(r - r') \delta_{mm'} . \quad (\text{S60})$$

As can be seen in Eq. (S57), H_{em} represents the coupling between the density-like operator $\partial_r \phi_{sS,m}$ in the spin-symmetric sector and the conjugate field Π_m . While its derivation is reminiscent of electron-phonon coupling in the charge sector of different systems [S6, S24–S28], there is an important difference. Namely, the magnons here are approximately dispersionless with a constant energy $\hbar \omega_0$, as discussed in the main text. This turns out to give a different behavior in the modified scaling dimension in the bosonic operators.

To proceed, we evaluate the propagators of the $\phi_{\nu P}$ and $\theta_{\nu P}$ fields and the corresponding scaling dimensions. Since Eq. (S57) only involves $\phi_{sS,m}$ fields, we focus on this sector, $S_{sS} + S_{\text{mag}} + S_{\text{em}}$, with the following terms,

$$\begin{aligned} \frac{S_{sS}}{\hbar} &= \frac{1}{N_{\text{dw}}} \sum_{q_{\perp}} \int \frac{d^2 r}{2\pi} \left\{ -2i [\partial_r \theta_{sS,q_{\perp}}(\mathbf{r})] [\partial_{\tau} \phi_{sS,-q_{\perp}}(\mathbf{r})] + \frac{v_{\text{dw}}}{K_{sS}} |\partial_r \phi_{sS,q_{\perp}}(\mathbf{r})|^2 + v_{\text{dw}} K_{sS} |\partial_r \theta_{sS,q_{\perp}}(\mathbf{r})|^2 \right\} , \\ \frac{S_{\text{mag}}}{\hbar} &= \frac{1}{N_{\text{dw}}} \sum_{q_{\perp}} \int \frac{d^2 r}{2\pi} \left\{ -\frac{2\pi i}{\hbar} \Pi_{q_{\perp}}(\mathbf{r}) [\partial_{\tau} \varphi_{-q_{\perp}}(\mathbf{r})] + \frac{\pi}{\hbar} |\Pi_{q_{\perp}}(\mathbf{r})|^2 + \frac{\pi \omega_0^2}{\hbar} |\varphi_{q_{\perp}}(\mathbf{r})|^2 \right\} , \\ \frac{S_{\text{em}}}{\hbar} &= \frac{1}{N_{\text{dw}}} \sum_{q_{\perp}} \int \frac{d^2 r}{2\pi} \frac{g_{\text{em}}}{\hbar} [\partial_r \phi_{sS,q_{\perp}}(\mathbf{r})] \Pi_{-q_{\perp}}(\mathbf{r}) , \end{aligned} \quad (\text{S61})$$

where $\mathbf{r} \equiv (r, \tau)$ and $d^2 r \equiv dr d\tau$. Since Eq. S61 are quadratic in all the fields, we can derive the effective action for the ϕ_{sS} and θ_{sS} fields nonperturbatively, giving rise to

$$\frac{S[\phi_{sS}]}{\hbar} = \frac{k_B T}{\hbar L N_{\text{dw}}} \sum_{q_{\perp}, \mathbf{p}} \frac{1}{2\pi K_{sS}} \left[v_{\text{dw}} q^2 + \frac{\omega_n^2}{v_{\text{dw}}} - \frac{g_{\text{em}}^2 \omega_0^2 K_{sS} q^2}{4\pi \hbar (\omega_0^2 + \omega_n^2)} \right] |\phi_{sS,q_{\perp}}(\mathbf{p})|^2 , \quad (\text{S62})$$

$$\frac{S[\theta_{sS}]}{\hbar} = \frac{k_B T}{\hbar L N_{\text{dw}}} \sum_{q_{\perp}, \mathbf{p}} \frac{K_{sS}}{2\pi} \left[v_{\text{dw}} q^2 + \omega_n^2 \frac{4\pi \hbar (\omega_0^2 + \omega_n^2)}{4\pi \hbar v_{\text{dw}} (\omega_0^2 + \omega_n^2) - g_{\text{em}}^2 \omega_0^2 K_{sS}} \right] |\theta_{sS,q_{\perp}}(\mathbf{p})|^2 , \quad (\text{S63})$$

with $\mathbf{p} \equiv (q, \omega_n)$. One can find the two-point correlation functions for the ϕ_{sS} and θ_{sS} fields as

$$\langle \bar{\phi}_{sS,q_{\perp}}(\mathbf{p}) \phi_{sS,q_{\perp}}(\mathbf{p}) \rangle_{\text{ee+em}} = \frac{\pi \hbar L N_{\text{dw}} K_{sS} / k_B T}{v_{\text{dw}} q^2 + \frac{\omega_n^2}{v_{\text{dw}}} - \frac{g_{\text{em}}^2 \omega_0^2 K_{sS} q^2}{4\pi \hbar (\omega_0^2 + \omega_n^2)}} , \quad (\text{S64})$$

$$\langle \bar{\theta}_{sS,q_{\perp}}(\mathbf{p}) \theta_{sS,q_{\perp}}(\mathbf{p}) \rangle_{\text{ee+em}} = \frac{\pi \hbar L N_{\text{dw}} / (k_B T K_{sS})}{v_{\text{dw}} q^2 + \omega_n^2 \frac{4\pi \hbar (\omega_0^2 + \omega_n^2)}{4\pi \hbar v_{\text{dw}} (\omega_0^2 + \omega_n^2) - g_{\text{em}}^2 \omega_0^2 K_{sS}}} , \quad (\text{S65})$$

where $\langle \cdots \rangle_{\text{ee+em}}$ denotes the expectation value with respect to full electron-magnon-coupled system.

The effective action is characterized by excitation modes whose corresponding energy $\hbar\omega_{\pm}$ can be extracted from the poles of the propagators in Eq. (S63), which can be expressed as

$$\omega_{\pm}^2(q) = \frac{v_{\text{dw}}^2 q^2 + \omega_0^2 \pm \sqrt{(v_{\text{dw}}^2 q^2 - \omega_0^2 + 2\Gamma_{\text{em}}^2/v_{\text{dw}}^2)^2 + 4\Gamma_{\text{em}}^4/v_{\text{dw}}^4 - 4\omega_0^2\Gamma_{\text{em}}^2/v_{\text{dw}}^2}}{2}, \quad (\text{S66})$$

with

$$\Gamma_{\text{em}} \equiv \frac{g_{\text{em}}\omega_0}{2} \sqrt{\frac{v_{\text{dw}}K_{sS}}{\pi\hbar}}. \quad (\text{S67})$$

One can check that for $\Gamma_{\text{em}} = 0$, $\hbar\omega_{\pm}$ reduces to the original energy for the decoupled ϕ_{sS} (θ_{sS}) and magnons, $(\hbar\omega_{\pm})^2 \rightarrow (\hbar v_{\text{dw}}q)^2$, $(\hbar\omega_0)^2$, respectively. We explore the general properties of the excitation energy. At $q = 0$, one finds that ω_- is gapless while ω_+ is gapped, with $\omega_+(q=0) = \omega_0$. The leading order behavior of ω_{\pm} in small q can be found as

$$\omega_+^2(q) \approx \omega_0^2, \quad \omega_-^2(q) \approx (v'_{\text{dw}})^2 q^2, \quad (\text{S68})$$

with the modified velocity v'_{dw} of ϕ_{sS} by magnons,

$$v'_{\text{dw}} \equiv v_{\text{dw}} \sqrt{1 - \Gamma_{\text{em}}^2/\omega_0^2 v_{\text{dw}}^2}. \quad (\text{S69})$$

Next, we calculate various correlation functions for ϕ_{sS} and θ_{sS} in the low-energy (small-momentum) regime. In this regime, using Eqs. (S68) and (S69), we approximate the two-point correlators as

$$\begin{aligned} \langle \bar{\phi}_{sS,q\perp}(\mathbf{p}) \phi_{sS,q\perp}(\mathbf{p}) \rangle_{\text{ee+em}} &\approx \frac{\hbar L N_{\text{dw}} \pi K_{sS} v_{\text{dw}} / (k_B T)}{\omega_n^2 + (v'_{\text{dw}})^2 q^2}, \\ \langle \bar{\theta}_{sS,q\perp}(\mathbf{p}) \theta_{sS,q\perp}(\mathbf{p}) \rangle_{\text{ee+em}} &\approx \frac{\hbar L N_{\text{dw}} \pi v_{\text{dw}}}{k_B T K_{sS}} \left(\frac{1 - \Gamma_{\text{em}}^2/v_{\text{dw}}^2 \omega_0^2}{\omega_n^2 + (v'_{\text{dw}})^2 q^2} + \frac{\Gamma_{\text{em}}^2/v_{\text{dw}}^2 \omega_0^2}{\omega_n^2 + \omega_0^2} \right). \end{aligned} \quad (\text{S70})$$

We first evaluate the correlation function for ϕ_{sS} of the following form,

$$\begin{aligned} G_{\phi_{sS},m,n}(\mathbf{r}) &\equiv \langle [\phi_{sS,m+n}(\mathbf{r}) - \phi_{sS,m}(0)]^2 \rangle_{\text{ee+em}} \\ &= \int_{-\pi}^{\pi} \frac{d(q_{\perp}d)}{2\pi} \int_{-\Lambda}^{\Lambda} \frac{dq}{2\pi} \frac{2\pi\hbar K_{sS} v_{\text{dw}}}{2\hbar v'_{\text{dw}} |q|} \left\{ 2n_B(\hbar v'_{\text{dw}} |q|) + 1 \right. \\ &\quad \left. - \cos(qr + q_{\perp}nd) \left[2n_B(\hbar v'_{\text{dw}} |q|) \cosh(v'_{\text{dw}} |q| \tau) + e^{-v'_{\text{dw}} |q| \tau} \right] \right\}. \end{aligned} \quad (\text{S71})$$

In the above, we introduce the momentum cutoff Λ , such that $v'_{\text{dw}}\Lambda = \omega_0$. This corresponds to a small distance cutoff $\tilde{a} = 1/\Lambda = v'_{\text{dw}}/\omega_0$. In the $T = 0$ limit, $G_{\phi_{sS},m,n}(\mathbf{r})$ in Eq. (S71) becomes

$$\begin{aligned} G_{\phi_{sS},m,n}(\mathbf{r}) &= \int_{-\pi}^{\pi} \frac{d(q_{\perp}d)}{2\pi} \int_0^{\Lambda} dq \frac{K_{sS} v_{\text{dw}}}{v'_{\text{dw}}} \frac{1}{q} \left[1 - \cos(qr) \cos(q_{\perp}nd) e^{-v'_{\text{dw}} |q| \tau} \right] \\ &= \begin{cases} \frac{K_{sS} v_{\text{dw}}}{v'_{\text{dw}}} \ln \left| \frac{\tilde{r}}{\tilde{a}} \right|, & n = 0, \\ \frac{K_{sS} v_{\text{dw}}}{v'_{\text{dw}}} (-\gamma - \ln \frac{\tilde{a}}{L}) & n \neq 0, \end{cases} \end{aligned} \quad (\text{S72})$$

with $\tilde{r} = \sqrt{(v'_{\text{dw}}\tau + \tilde{a})^2 + r^2}$.

The correlation function of θ_{sS} takes the following form,

$$\begin{aligned} G_{\theta_{sS},m,n}(\mathbf{r}) &\equiv \langle [\theta_{sS,m+n}(\mathbf{r}) - \theta_{sS,m}(0)]^2 \rangle_{\text{ee+em}} \\ &= \frac{k_B T}{\hbar L N_{\text{dw}}} \sum_{\mathbf{p}, q_{\perp}} \frac{\pi v_{\text{dw}}}{K_{sS}} \left[\frac{1 - \Gamma_{\text{em}}^2/v_{\text{dw}}^2 \omega_0^2}{\omega_n^2 + (v'_{\text{dw}})^2 q^2} + \frac{\Gamma_{\text{em}}^2/v_{\text{dw}}^2 \omega_0^2}{\omega_n^2 + \omega_0^2} \right] \left[2 - 2 \cos(qx + q_{\perp}nd - \omega_n \tau) \right] \\ &\equiv I_1 + I_2, \end{aligned} \quad (\text{S73})$$

The I_1 term in Eq. (S73) above gives

$$I_1 = \frac{k_B T}{L N_{\text{dw}}} \sum_{\mathbf{p}, q_{\perp}} \frac{\pi v_{\text{dw}} (1 - \Gamma_{\text{em}}^2 / v_{\text{dw}}^2 \omega_0^2)}{K_{sS}} \frac{2\hbar}{-(i\hbar\omega_n)^2 + \hbar^2 (v'_{\text{dw}})^2 q^2} [1 - \cos(qr + q_{\perp} n d - \omega_n \tau)]$$

$$= \begin{cases} \frac{v'_{\text{dw}}}{K_{sS} v_{\text{dw}}} \ln \left| \frac{\tilde{r}}{\tilde{a}} \right|, & n = 0, \\ \frac{v'_{\text{dw}}}{K_{sS} v_{\text{dw}}} (-\gamma - \ln \frac{\tilde{a}}{L}), & n \neq 0. \end{cases} \quad (\text{S74})$$

We observe that the correlation within a domain wall exhibits a logarithmic divergence with distance and time, while the correlation across different domain walls remains constant. This difference arises because the spin-symmetric sector is characterized by identical velocity and the parameter K_{sS} across all domain walls. The term I_2 in $G_{\theta_{sS}, m, n}(\mathbf{r})$ is given by

$$I_2 = \frac{\Gamma_{\text{em}}^2}{v_{\text{dw}} \omega_0^3 K_{sS}} \left[\Lambda - \delta_{n,0} \frac{\sin(\Lambda r)}{r} e^{-\omega_0 \tau} \right]. \quad (\text{S75})$$

Since I_2 arises from fully gapped modes, this term approaches a constant, $\frac{\Lambda \Gamma_{\text{em}}^2}{v_{\text{dw}} \omega_0^3 K_{sS}}$, for $n = 0$ in the long-distance and long-time limit, making it less significant than the I_1 term. Combining I_1 and I_2 , we obtain

$$G_{\theta_{sS}, m, n}(\mathbf{r}) = \begin{cases} \frac{v'_{\text{dw}}}{K_{sS} v_{\text{dw}}} \ln \left| \frac{\tilde{r}}{\tilde{a}} \right|, & n = 0, \\ \frac{v'_{\text{dw}}}{K_{sS} v_{\text{dw}}} (-\gamma - \ln \frac{\tilde{a}}{L}) + \frac{\Lambda \Gamma_{\text{em}}^2}{v_{\text{dw}} \omega_0^3 K_{sS}}, & n \neq 0. \end{cases} \quad (\text{S76})$$

The correlation exponents, K'_{sS} and $(K'_{sS})^{-1}$, for ϕ_{sS} and θ_{sS} are thus modified by the electron-magnon coupling and exhibit the opposite behaviors,

$$\frac{K'_{sS}}{K_{sS}} = \frac{1}{\sqrt{1 - \Gamma_{\text{em}}^2 / v_{\text{dw}}^2 \omega_0^2}}, \quad (\text{S77})$$

which is given in Eq. (9) of the main text. Remarkably, when the electron-magnon coupling reaches the limit $\Gamma_{\text{em}} \rightarrow v_{\text{dw}} \omega_0$, the modified exponent shows a singularity, i.e. $K'_{sS} \rightarrow \infty$. This behavior influence correlation functions and scaling dimensions of various operators.

S.V. SPIN RELAXATION RATE

In this section, we provide details for the derivation of the relaxation rate $1/TT_1$ due to the exchange interaction, H_K of Eq. (4) of the main text, of the conduction electrons and the local moments. The relaxation time T_1 measures the average spin-flip time by external perturbations (H_K in our work). By applying the Fermi's golden rule, the relaxation rate $1/T_1$ is related to the transverse spin susceptibility χ_{\perp}^R through [S29]

$$\frac{1}{T_1 T} = J_K^2 a^2 \frac{k_B}{\hbar^3} \lim_{\omega \rightarrow 0} \frac{\text{Im} [\chi_{\perp}^R(r=0, \omega)]}{\omega}, \quad (\text{S78})$$

with $\chi_{\perp}^R(r=0, t) = -i \langle T_t [s_m^+(r, t), s_m^-(r, t=0)] \rangle$, $\chi_{\perp}^R(\omega) = \int dt e^{i\omega t} \chi_{\perp}^R(t)$, and $s_m^{\pm} = s_m^x \pm i s_m^y$. Here, we keep only the interbranch scattering contributions, which dominate over the less relevant intrabranh ones,

$$s_m^{\pm}(r) \rightarrow s_{\mp, m}^{\pm}(r) = \frac{1}{2} \left\{ O_{\mp, \text{sdw}}^{\pm}(r) + [O_{\mp, \text{sdw}}^{\mp}]^{\dagger}(r) \right\}, \quad (\text{S79})$$

where we define the operator as

$$O_{\mp, \text{sdw}}^{\pm}(r) = \frac{e^{-2iQ_F r}}{\pi a} \sum_{\delta} e^{i(\phi_{cS, m} \pm \delta \phi_{sA, m} \mp \theta_{sS, m} - \delta \theta_{cA, m})}. \quad (\text{S80})$$

Below, we investigate the $T > T_{\text{hx}}$ and $T \ll T_{\text{hx}}$ regimes separately.

A. For $T > T_{\text{hx}}$

We now consider the temperature regime without the helical spin order, where all bosonic modes are gapless. Following the analysis in Ref. [S8] and Sec. S.II, we calculate the transverse spin susceptibility

$$\chi_{\leftrightarrow, \perp}^R(\omega) = -\frac{2a}{v_{\text{dw}}} \frac{\sin(\pi g_{\leftrightarrow}^x)}{(\pi a)^2} \left(\frac{2\pi a k_B T}{\hbar v_{\text{dw}}} \right)^{2g_{\leftrightarrow}^x} B\left(-\frac{i\hbar\omega}{2\pi k_B T} + g_{\leftrightarrow}^x; 1 - 2g_{\leftrightarrow}^x\right). \quad (\text{S81})$$

To compute $1/T_1 T$, we need to evaluate

$$\begin{aligned} \lim_{\omega \rightarrow 0} \frac{\text{Im}[\chi_{\leftrightarrow, \perp}^R(\omega)]}{\omega} &= \lim_{\omega \rightarrow 0} \partial_{\omega} \text{Im}[\chi_{\leftrightarrow, \perp}^R(\omega)] \\ &= \frac{\hbar^2}{2\pi^2 k_B^2} \frac{\sin(\pi g_{\leftrightarrow}^x)}{(\pi a)^2} \left(\frac{2\pi a k_B}{\hbar v_{\text{dw}}} \right)^{2g_{\leftrightarrow}^x} T^{2g_{\leftrightarrow}^x - 2} \Gamma(1 - 2g_{\leftrightarrow}^x) \frac{\Gamma(1 - 2g_{\leftrightarrow}^x) \Gamma(g_{\leftrightarrow}^x)}{\Gamma(1 - g_{\leftrightarrow}^x)} [\Psi(g_{\leftrightarrow}^x) - \Psi(1 - g_{\leftrightarrow}^x)], \end{aligned} \quad (\text{S82})$$

with the digamma function, $\Psi(z) \equiv (1/\Gamma(z)) d\Gamma(z)/dz$. This leads to

$$\frac{1}{T_1 T} = \frac{J_K^2}{2\pi^4 k_B \hbar} \sin(\pi g_{\leftrightarrow}^x) \left(\frac{2\pi a k_B}{\hbar v_{\text{dw}}} \right)^{2g_{\leftrightarrow}^x} T^{2g_{\leftrightarrow}^x - 2} \left\{ \Gamma(1 - 2g_{\leftrightarrow}^x) \frac{\Gamma(1 - 2g_{\leftrightarrow}^x) \Gamma(g_{\leftrightarrow}^x)}{\Gamma(1 - g_{\leftrightarrow}^x)} [\Psi(g_{\leftrightarrow}^x) - \Psi(1 - g_{\leftrightarrow}^x)] \right\}. \quad (\text{S83})$$

B. For $T \ll T_{\text{hx}}$

The spin helix generates an effective magnetic field, which gaps out half of the electronic spectrum and therefore reduces the spin relaxation channels. Using the new boson representation, $\Phi_{\delta, m}^{\eta}$ and $\Theta_{\delta, m}^{\eta}$ introduced in Section S.III, we obtain the following operator,

$$O_{\leftrightarrow, \text{sdw}}^{\pm}(r) = \frac{e^{-2iQ_F r}}{\pi a} \sum_{\delta} e^{2i\Phi_{\delta}^{\mp}(r)}. \quad (\text{S84})$$

The corresponding transverse spin susceptibility, $\tilde{\chi}_{\leftrightarrow, \perp}$, includes contributions from the Φ_{δ}^{+} and Φ_{δ}^{-} modes,

$$\tilde{\chi}_{\leftrightarrow, \perp}(\tau) = \frac{-1}{4(\pi a)^2} \sum_{\delta} \left[\left\langle e^{2i\Phi_{\delta}^{-}(\tau)} e^{-2i\Phi_{\delta}^{-}(0)} \right\rangle + \left\langle e^{-2i\Phi_{\delta}^{+}(\tau)} e^{2i\Phi_{\delta}^{+}(0)} \right\rangle \right]. \quad (\text{S85})$$

The contribution of the gapless Φ_{δ}^{-} mode to $1/TT_1$ is given by

$$\frac{J_K^2}{4\pi^4 k_B \hbar} \sin(\pi \bar{K}) [1 - m_{2Q_F}(T)] \left(\frac{2\pi a k_B}{\hbar \tilde{v}_{\text{dw}}} \right)^{2\bar{K}} T^{2\bar{K} - 2} \left\{ \Gamma(1 - 2\bar{K}) \frac{\Gamma(1 - 2\bar{K}) \Gamma(\bar{K})}{\Gamma(1 - \bar{K})} [\Psi(\bar{K}) - \Psi(1 - \bar{K})] \right\}, \quad (\text{S86})$$

showing a dependence $\propto [1 - m_{2Q_F}(T)] T^{2\bar{K} - 2}$. Compared to Eq. (S83) for $T > T_{\text{hx}}$, we note several differences. First, due to the ordering of localized moments, $1/TT_1$ acquires a factor of $(1 - m_{2Q_F})$ to account for the component of the localized spins that remain disordered and thus allow for spin-flip relaxation. Second, there is an overall prefactor of 1/2 to account for the remaining gapless electrons. Third, the parameters depend on the modification from the helix, including $g_{\leftrightarrow}^x \rightarrow \bar{K}$ and $v_{\text{dw}} \rightarrow \tilde{v}_{\text{dw}}$.

In addition, $1/TT_1$ receives contributions from the Φ_{δ}^{+} modes, which are gapped and exhibit an exponentially suppressed relaxation rate,

$$\begin{aligned} &\frac{J_K^2}{4\pi^4 k_B \hbar} [1 - m_{2Q_F}(T)] \left(\frac{2\pi a k_B}{\hbar \tilde{v}_{\text{dw}}} \right)^{2\bar{K}} T^{2\bar{K} - 2} \text{Im} \left\{ e^{i\pi \bar{K}} \frac{\Gamma(1 - 2\bar{K}) \Gamma\left(-\frac{i\Delta(T)}{2\pi k_B T} + \bar{K}\right)}{\Gamma\left(-\frac{i\Delta(T)}{2\pi k_B T} + 1 - 2\bar{K}\right)} \right. \\ &\quad \times \left. \left[\Psi\left(-\frac{i\Delta(T)}{2\pi k_B T} + \bar{K}\right) - \Psi\left(-\frac{i\Delta(T)}{2\pi k_B T} + 1 - 2\bar{K}\right) \right] \right\}, \end{aligned} \quad (\text{S87})$$

with the temperature-dependent gap,

$$\Delta(T) = \tilde{\Delta}_a \left(\frac{J_K S m_{2Q_F}(T)}{\tilde{\Delta}_a} \right)^{1/(2-\bar{K})}. \quad (\text{S88})$$

We summarize the power-law behavior of the $1/T_1 T$, Eqs. (S83) and (S86) in the two temperature regimes, in Eq. (10a) and Eq. (10b) in the main text. Additionally, we present their temperature dependencies, along with the subdominant contribution in Eq. (S87), in Fig. 3 in the main text and its inset.

S.VI. PARAMAGNETIC SPIN SUSCEPTIBILITY

In this section, we examine the paramagnetic spin susceptibility arising from the electron subsystem, specifically contributions from small-momentum transfer ($q \sim 0$) at $T \ll T_{\text{hx}}$. In the absence of interactions, this reduces to the Pauli susceptibility of a free electron gas. Incorporating interactions in the domain wall network here, this observable quantity not only reveals the spin ordering, but also interaction effects through renormalized system parameters.

To proceed, we examine the susceptibility from the response to an external magnetic field, characterized by the following Zeeman term,

$$H_{\text{h}} = - \sum_m \int dr \mathbf{h} \cdot \mathbf{s}_m(r) = -h \sum_m \int dr [s_m^z(r) \cos \varphi + s_m^x(r) \sin \varphi], \quad (\text{S89})$$

where $\mathbf{h} = h\hat{\mathbf{n}}$ and $h = g\mu_B B$ with g denoting the Landé g -factor for domain wall modes, μ_B the Bohr magneton, and B the magnetic field strength. The in-plane external field $B\hat{\mathbf{n}}$ forms an angle φ with the z axis (the domain wall direction), and its unit vector is given by $\hat{\mathbf{n}} = (\sin \varphi, 0, \cos \varphi)$.

The area magnetization M contribution (magnetic moment per unit area) from the electron spins is defined as

$$M = g\mu_B \frac{k_B T}{\hbar L L_{\perp}} \sum_m \int d\tau dr \langle \hat{\mathbf{n}} \cdot \mathbf{s}_m(r) \rangle = \frac{k_B T}{L L_{\perp}} \frac{1}{Z} \frac{\partial Z}{\partial B}, \quad (\text{S90})$$

where $L_{\perp} \equiv N_{\text{dw}} d$, and Z denotes the partition function. Consequently, the (area) paramagnetic susceptibility, $\chi_u = \mu_0 \partial M / \partial B$ (with the permeability μ_0), is given by

$$\chi_u = \frac{\mu_0 (g\mu_B)^2}{\hbar d} \sum_m \sum_{\mu, \mu'} \int d\tau dr n^{\mu} n^{\mu'} \mathcal{D}_m^{\mu\mu'}(r, \tau), \quad (\text{S91})$$

where $\mu, \mu' \in \{x, y, z\}$ and $\mathcal{D}_m^{\mu\mu'}(r, \tau) = \langle s_m^{\mu}(r, \tau) s_{m=0}^{\mu'}(r=0, \tau=0) \rangle - \langle s_m^{\mu}(r, \tau) \rangle \langle s_{m=0}^{\mu'}(r=0, \tau=0) \rangle$. Each component of $\mathcal{D}_m^{\mu\mu'}(r, \tau)$ will be analyzed in detail below.

To proceed, we consider the effective action incorporating contributions from the electron subsystem, free magnons, electron-magnon interaction, and the coupling to the rotating magnetic field from the spin helix. We start from the ones for the magnon-modified ϕ_{sS} and θ_{sS} fields upon integrating out the magnon fields, as shown in Section S.III. The resulting contribution $S_{\text{ee+em}} \equiv S_{\text{ee}} + S_{\text{mag}} + S_{\text{em}}$ and the spin helix contribution S_{hx} are given by

$$\begin{aligned} \frac{S_{\text{ee+em}}}{\hbar} &= \frac{k_B T}{2\pi \hbar L N_{\text{dw}}} \sum_{\mathbf{p}, q_{\perp}} \left\{ 2iq\omega_n \theta_{cS, q_{\perp}}(\mathbf{p}) \phi_{cS, -q_{\perp}}(-\mathbf{p}) + \frac{q^2 v_{\text{dw}}}{K_{cS}(q_{\perp})} |\phi_{cS, q_{\perp}}(\mathbf{p})|^2 + q^2 v_{\text{dw}} K_{cS}(q_{\perp}) |\theta_{cS, q_{\perp}}(\mathbf{p})|^2 \right. \\ &\quad + 2iq\omega_n \theta_{sS, q_{\perp}}(\mathbf{p}) \phi_{sS, -q_{\perp}}(-\mathbf{p}) + \frac{q^2 v'_{\text{dw}}}{K'_{sS}} |\phi_{sS, q_{\perp}}(\mathbf{p})|^2 + q^2 v'_{\text{dw}} K'_{sS} |\theta_{sS, q_{\perp}}(\mathbf{p})|^2 \\ &\quad \left. + \sum_{\nu, P \neq cS, sS} \left[2iq\omega_n \theta_{\nu P, q_{\perp}}(\mathbf{p}) \phi_{\nu P, -q_{\perp}}(-\mathbf{p}) + q^2 v_{\text{dw}} |\phi_{\nu P, q_{\perp}}(\mathbf{p})|^2 + q^2 v_{\text{dw}} |\theta_{\nu P, q_{\perp}}(\mathbf{p})|^2 \right] \right\}, \\ \frac{S_{\text{hx}}}{\hbar} &\approx \frac{k_B T}{2\pi \hbar L N_{\text{dw}}} \sum_{\mathbf{p}, q_{\perp}} \Delta^2 \left[|\phi_{cS, q_{\perp}}(\mathbf{p})|^2 + |\theta_{cA, q_{\perp}}(\mathbf{p})|^2 + |\phi_{sA, q_{\perp}}(\mathbf{p})|^2 + |\theta_{sS, q_{\perp}}(\mathbf{p})|^2 \right. \\ &\quad \left. + 2\phi_{cS, q_{\perp}}(\mathbf{p}) \theta_{sS, -q_{\perp}}(-\mathbf{p}) + 2\theta_{cA, q_{\perp}}(\mathbf{p}) \phi_{sA, -q_{\perp}}(-\mathbf{p}) \right], \quad (\text{S92}) \end{aligned}$$

where v'_{dw} is defined in Eq. (S69), $\Delta^2 \equiv 2B_{\text{hx}}/\hbar a$ is defined such that $\hbar \Delta \sqrt{v_{\text{dw}} K_{cS}(q_{\perp})}$ represents the magnitude of energy gap, and K'_{sS} given in Eq. (9) of the main text.

We evaluate the χ_u^{zx} component, which corresponds to the correlation between s_m^z and s_m^x , as given by

$$\begin{aligned} \langle s_m^z(r, \tau) s_{m=0}^x(r=0, \tau=0) \rangle &\sim \left\langle [\partial_r \phi_{sS,m}(r, \tau)] e^{i[\ell \phi_{sS,m=0}(r=0, \tau=0) - \theta_{sS,m=0}(r=0, \tau=0)]} \right\rangle \\ &\times \left\langle e^{i[\ell \delta \phi_{sA,m=0}(r=0, \tau=0) - \delta \theta_{sA,m=0}(r=0, \tau=0)]} \right\rangle, \end{aligned} \quad (\text{S93})$$

where we use the $q \sim 0$ component of $s_m^z(r) = -\pi^{-1} \partial_r \phi_{sS,m}(r)$ in Eq. (S56) and $s_m^x(r) = \frac{1}{2\pi a} \sum_{\ell \delta} \cos[\ell \phi_{sS,m} + \ell \delta \phi_{sA,m} - \theta_{sS,m} - \delta \theta_{sA,m}]$. It is straightforward to obtain $\langle e^{i[\ell \delta \phi_{sA,m=0}(r=0, \tau=0) - \delta \theta_{sA,m=0}(r=0, \tau=0)]} \rangle = 0$, implying $\chi_u^{zx} = 0$. This result applies to all three temperature regimes.

Next, we compute $\chi_u^{zz}(T \ll T_{\text{hx}})$ and obtain

$$\begin{aligned} \chi_u^{zz} &= \frac{\mu_0 (g\mu_B)^2 \cos^2 \varphi}{\hbar d} \int d\tau dr [\langle s_m^z(r, \tau) s_{m'=0}^z(0, 0) \rangle - \langle s_m^z(r, \tau) \rangle \langle s_{m'=0}^z(0, 0) \rangle] \\ &= \frac{-\mu_0 (g\mu_B)^2 \cos^2 \varphi}{\pi^2 \hbar d} \left(\frac{k_B T}{\hbar L N_{\text{dw}}} \right) \sum_{\mathbf{p}, q_{\perp}} \sum_{\mathbf{p}', q'_{\perp}} \delta_{\mathbf{p}, 0} \delta_{q_{\perp}, 0} q q' \left[\langle \phi_{sS, q_{\perp}}(\mathbf{p}) \phi_{sS, q'_{\perp}}(\mathbf{p}') \rangle - \langle \phi_{sS, q_{\perp}}(\mathbf{p}) \rangle \langle \phi_{sS, q'_{\perp}}(\mathbf{p}') \rangle \right], \end{aligned} \quad (\text{S94})$$

Since the subsequent analysis on χ_u^{zz} only involves the spin-symmetric sector (denoted by sS), the other sectors do not enter the following discussion. By integrating out ϕ_{cS} and θ_{cS} , the effective action, denoted as S_{sS} , is obtained as

$$\begin{aligned} \frac{S_{sS}}{\hbar} &= \frac{k_B T}{2\pi \hbar L N_{\text{dw}}} \sum_{\mathbf{p}, q_{\perp}} \left\{ 2iq\omega_n \theta_{sS, q_{\perp}}(\mathbf{p}) \phi_{sS, -q_{\perp}}(-\mathbf{p}) + \frac{q^2 v'_{\text{dw}}}{K'_{sS}} |\phi_{sS, q_{\perp}}(\mathbf{p})|^2 \right. \\ &\quad \left. + \left[q^2 v_{\text{dw}} K_{sS} + \Delta^2 - \frac{\Delta^4 v_{\text{dw}} K_{cS}(q_{\perp})}{\omega_n^2 + v_{\text{dw}}^2 q^2 + \Delta^2 v_{\text{dw}} K_{cS}(q_{\perp})} \right] |\theta_{sS, q_{\perp}}(\mathbf{p})|^2 \right\}. \end{aligned} \quad (\text{S95})$$

Next, we integrate out the θ_{sS} field from Eq. (S95) to derive the effective action that contains only ϕ_{sS} . The corresponding propagator for ϕ_{sS} is then given by

$$\langle \phi_{sS, q_{\perp}}(\mathbf{p}) \phi_{sS, -q_{\perp}}(-\mathbf{p}) \rangle_{\text{ee+em+hx}} = \frac{\pi \hbar L N_{\text{dw}} / (k_B T)}{\frac{q^2 v'_{\text{dw}}}{K'_{sS}} + \frac{q^2 \omega_n^2}{q^2 v_{\text{dw}} K_{sS} + \Delta^2 - \frac{\Delta^4 v_{\text{dw}} K_{cS}(q_{\perp})}{\omega_n^2 + v_{\text{dw}}^2 q^2 + \Delta^2 v_{\text{dw}} K_{cS}(q_{\perp})}}}. \quad (\text{S96})$$

Applying Eqs. (S94) and (S96), $\chi_u^{zz}(T \ll T_{\text{hx}})$ reads

$$\begin{aligned} \chi_u^{zz}(T \ll T_{\text{hx}}) &= \frac{\mu_0 (g\mu_B)^2 \cos^2 \varphi}{\pi^2 \hbar d} \left(\frac{k_B T}{\hbar L N_{\text{dw}}} \right) \lim_{\omega_n \rightarrow 0} \lim_{q, q_{\perp} \rightarrow 0} q^2 \langle \phi_{sS, q_{\perp}}(\mathbf{p}) \phi_{sS, -q_{\perp}}(-\mathbf{p}) \rangle \\ &= \frac{\mu_0 (g\mu_B)^2 \cos^2 \varphi}{\pi \hbar d} \lim_{\omega_n \rightarrow 0} \left[\frac{1}{\frac{v'_{\text{dw}}}{K'_{sS}} + \frac{\omega_n^2}{\Delta^2 - \frac{\Delta^4 v_{\text{dw}} K_{cS}(q_{\perp}=0)}{\omega_n^2 + \Delta^2 v_{\text{dw}} K_{cS}(q_{\perp}=0)}}} \right] \\ &= \frac{\mu_0 (g\mu_B)^2}{\pi \hbar v_{\text{dw}} d} \frac{K_{sS} \cos^2 \varphi}{\left(1 - \frac{\Gamma_{\text{em}}^2}{\omega_0^2 v_{\text{dw}}^2} \right) + \tilde{K}_{cS}(q_{\perp}=0) K_{sS}}, \end{aligned} \quad (\text{S97})$$

where the appearance of \tilde{K}_{cS} in Eq. (S97) above originates from the hybridization of θ_{sS} and ϕ_{cS} in H_{hx} , induced by the helix ordering gap. The limits $\lim_{\omega_n \rightarrow 0}$ and $\lim_{q, q_{\perp} \rightarrow 0}$ do not commute and is thus not interchangeable here.

Subsequently, we compute χ_u^{xx} for $T \ll T_{\text{hx}}$, which requires the computation of

$$\begin{aligned} \langle s_m^x(r, \tau) s_{m'=0}^x(0, 0) \rangle &= \frac{1}{(2\pi a)^2} \sum_{\ell \ell' \delta \delta'} \langle \cos[\ell \phi_{sS,m} + \ell \delta \phi_{sA,m} - \theta_{sS,m} - \delta \theta_{sA,m}] \\ &\quad \times \cos[\ell' \phi_{sS,m=0} + \ell' \delta' \phi_{sA,m=0} - \theta_{sS,m=0} - \delta' \theta_{sA,m=0}] \rangle \\ &\propto \left\langle e^{i[\theta_{sA,m}(r, \tau) - \theta_{sA,m=0}(r=0, \tau=0)]} \right\rangle \left\langle e^{i[\phi_{sS,m}(r, \tau) - \phi_{sS,m=0}(r=0, \tau=0)]} \right\rangle. \end{aligned} \quad (\text{S98})$$

Since the relevant sine-Gordon term in H_{hx} stabilizes the fields ϕ_{sA} and θ_{sS} , their conjugate fields θ_{sA} and ϕ_{sS} become disordered. Consequently, the correlation functions $\langle e^{i[\theta_{sA}(r,\tau)-\theta_{sA}(r',\tau')]} \rangle$ and $\langle e^{i[\phi_{sS}(r,\tau)-\phi_{sS}(r',\tau')]} \rangle$ decay exponentially. Therefore, χ_u^{xx} is exponentially small for temperatures $T \ll T_{\text{hx}}$. We thus retain the dominant contribution and reach

$$\chi_u(T \ll T_{\text{hx}}) \approx \chi_u^{zz}(T \ll T_{\text{hx}}) = \frac{\mu_0 (g\mu_B)^2}{\pi \hbar v_{\text{dw}} d} \frac{K_{sS} \cos^2 \varphi}{\left(1 - \frac{\Gamma_{\text{em}}^2}{\omega_0^2 v_{\text{dw}}^2}\right) + \tilde{K}_{cS}(q_{\perp} = 0) K_{sS}}. \quad (\text{S99})$$

In the $T \rightarrow 0$ limit, where magnons are absent, $\chi_u(T \rightarrow 0)$ can be straightforwardly obtained by taking $\Gamma_{\text{em}} \rightarrow 0$ from Eq. (S99), leading to

$$\chi_u(T \rightarrow 0) = \frac{\mu_0 (g\mu_B)^2}{\pi \hbar v_{\text{dw}} d} \frac{K_{sS} \cos^2 \varphi}{1 + \tilde{K}_{cS}(q_{\perp} = 0) K_{sS}}. \quad (\text{S100})$$

Above the helix ordering temperature $T > T_{\text{hx}}$, the spin rotational symmetry is preserved. Consequently, the full susceptibility χ_u can be obtained by simply aligning the magnetic field along the z direction, as expressed by

$$\chi_u(T > T_{\text{hx}}) = \frac{\mu_0 (g\mu_B)^2}{\pi^2 \hbar d} \lim_{q, q_{\perp} \rightarrow 0} \lim_{\omega_n \rightarrow 0} \left(q^2 \frac{\pi v_{\text{dw}} K_{sS}}{v_{\text{dw}}^2 q^2 + \omega_n^2} \right) = \mu_0 (g\mu_B)^2 \frac{K_{sS}}{\pi \hbar v_{\text{dw}} d}. \quad (\text{S101})$$

This result can be directly obtained by setting the \tilde{K}_{cS} term to zero in the denominator of Eq. (S100). This is because the hybridization between θ_{sS} and ϕ_{cS} vanishes for $T > T_{\text{hx}}$, as the helix-ordering gap is destroyed. Alternatively, Eq. (S101) can be reproduced by shifting the boson field, $\tilde{\phi}_{sS, q_{\perp}=0}(r) = \phi_{sS, q_{\perp}=0}(r) + \frac{K_{sS} N_{\text{dw}} \hbar}{\hbar v_{\text{dw}}} r$ [S8].

In Table I of the main text, we summarize the paramagnetic spin susceptibility for the three temperature regimes, in Eqs. (S100)–(S101). Equation (S99) reveals that the paramagnetic susceptibility in the completely ordered phase, $\chi_u(T \rightarrow 0)$, is reduced compared with $\chi_u(T > T_{\text{hx}})$. This reduction captures the partially gapped electron spectra and is controlled by the SLL parameters through $\tilde{K}_{cS}(q_{\perp} = 0)$, exhibiting experimental tunability. In the noninteracting limit $K_{cS}, K_{sS} \rightarrow 1$, the susceptibility becomes exactly half of its value in the $T > T_{\text{hx}}$ regime.

Next, we give remarks on the order of taking the limits $q \rightarrow 0$ and $\omega_n \rightarrow 0$. These two limits in general do not commute. In calculating $\chi_u(T > T_{\text{hx}})$, taking the $\omega_n \rightarrow 0$ limit first reproduces the result using the alternative method discussed earlier [S8]. In contrast, in calculating $\chi_u(T \ll T_{\text{hx}})$, taking the limits in the reversed order leads to physically reasonable results for both $T \ll T_{\text{hx}}$ and $T \rightarrow 0$. Namely, the susceptibility in the ordered phase shows a reduction, reflecting the partial gap in the electron spectrum.

To assess these the predicted observables, here we estimate their overall scale, $\frac{\mu_0 (g\mu_B)^2}{\pi \hbar v_{\text{dw}} d}$; see Table I of the main text. For $\theta = 0.5^\circ$ and $U_{\text{ee}}/\hbar v_{\text{dw}} = 23$, we have $d \approx 2.45 \times 10^{-8}$ m and $v_{\text{dw}} \approx 10^{-5}$ m/s [S6]. While experimental g -factor of correlated domain wall modes is still lacking, we note that $g \approx 2.12$ was reported in a half-filled twisted double bilayer graphene [S30]. This motivates our choice $g = 2$ and lead to the molar paramagnetic susceptibility $\chi_{u, \text{mol}} = \chi_u \cdot m_{\text{mol}}/\rho_{\text{mass}}$ on the order of

$$\chi_{u, \text{mol}} \sim \frac{m_{\text{mol}}}{\rho_{\text{mass}}} \times O \left(\frac{\mu_0 (g\mu_B)^2}{\pi \hbar v_{\text{dw}} d} \right) \approx 4.2 \times 10^{-12} \text{ m}^3/\text{mol}, \quad (\text{S102})$$

with the molar mass $m_{\text{mol}} = 12$ g/mol and (area) mass density $\rho_{\text{mass}} = 1.53 \times 10^{-3}$ g/m² for twisted bilayer graphene. In the more widely used CGS unit, the molar susceptibility is expressed as $\chi_{u, \text{mol}} = 3.34 \times 10^{-7}$ emu/mol. Here, we also present the mass susceptibility, defined as $\chi_{u, \text{mass}} = \chi_u/\rho_{\text{mass}} = 2.78 \times 10^{-8}$ emu/g.

-
- [S1] C.-H. Hsu, D. Loss, and J. Klinovaja, *Phys. Rev. B* **108**, L121409 (2023).
[S2] V. J. Emery, E. Fradkin, S. A. Kivelson, and T. C. Lubensky, *Phys. Rev. Lett.* **85**, 2160 (2000).
[S3] A. Vishwanath and D. Carpentier, *Phys. Rev. Lett.* **86**, 676 (2001).
[S4] R. Mukhopadhyay, C. L. Kane, and T. C. Lubensky, *Phys. Rev. B* **64**, 045120 (2001).
[S5] R. Mukhopadhyay, C. L. Kane, and T. C. Lubensky, *Phys. Rev. B* **63**, 081103 (2001).
[S6] H.-C. Wang and C.-H. Hsu, *2D Mater.* **11**, 035007 (2024).
[S7] D. K. Efimkin and A. H. MacDonald, *Phys. Rev. B* **98**, 035404 (2018).
[S8] T. Giamarchi, *Quantum Physics in One Dimension* (Oxford University Press, 2003).
[S9] C.-H. Hsu, F. Ronetti, P. Stano, J. Klinovaja, and D. Loss, *Phys. Rev. Research* **2**, 043208 (2020).
[S10] X. Hong, K. Zou, B. Wang, S. H. Cheng, and J. Zhu, *Phys. Rev. Lett.* **108**, 226602 (2012).

- [S11] H. O. Churchill, A. J. Bestwick, J. W. Harlow, F. Kuemmeth, D. Marcos, C. H. Stwertka, S. K. Watson, and C. M. Marcus, [Nat. Phys.](#) **5**, 321 (2009).
- [S12] J. Schliemann, A. Khaetskii, and D. Loss, [J. Condens. Matter Phys.](#) **15**, R1809 (2003).
- [S13] P. Simon, B. Braunecker, and D. Loss, [Phys. Rev. B](#) **77**, 045108 (2008).
- [S14] C.-H. Hsu, P. Stano, J. Klinovaja, and D. Loss, [Phys. Rev. B](#) **97**, 125432 (2018).
- [S15] S. Lovesey, [Theory of Neutron Scattering from Condensed Matter: Nuclear scattering](#), International series of monographs on physics (Clarendon Press, 1984).
- [S16] S. V. Maleyev, [Phys. Rev. Lett.](#) **75**, 4682 (1995).
- [S17] S. V. Grigoriev, Y. O. Chetverikov, D. Lott, and A. Schreyer, [Phys. Rev. Lett.](#) **100**, 197203 (2008).
- [S18] G. L. Squires, [Introduction to the Theory of Thermal Neutron Scattering](#), 3rd ed. (Cambridge University Press, 2012).
- [S19] B. Willis and C. Carlile, [Experimental Neutron Scattering](#) (OUP Oxford, 2017).
- [S20] A. Furrer, J. Mesot, and T. Strässle, [Neutron Scattering in Condensed Matter Physics](#) (World Scientific, 2009).
- [S21] B. Braunecker, P. Simon, and D. Loss, [Phys. Rev. Lett.](#) **102**, 116403 (2009).
- [S22] B. Braunecker, P. Simon, and D. Loss, [Phys. Rev. B](#) **80**, 165119 (2009).
- [S23] C.-H. Hsu, P. Stano, J. Klinovaja, and D. Loss, [Phys. Rev. B](#) **92**, 235435 (2015).
- [S24] J. Bardeen, [Rev. Mod. Phys.](#) **23**, 261 (1951).
- [S25] G. Wentzel, [Phys. Rev.](#) **83**, 168 (1951).
- [S26] T. Martin and D. Loss, [Int. J. Mod. Phys. B](#) **09**, 495 (1995).
- [S27] D. Loss and T. Martin, [Phys. Rev. B](#) **50**, 12160 (1994).
- [S28] C.-H. Hsu, [Nanoscale Horiz.](#) **9**, 1725 (2024).
- [S29] C. Slichter, [Principles of Magnetic Resonance](#), Springer Series in Solid-State Sciences (Springer Berlin Heidelberg, 2013).
- [S30] C. Shen, Y. Chu, Q. S. Wu, N. Li, S. Wang, Y. Zhao, J. Tang, J. Liu, J. Tian, K. Watanabe, T. Taniguchi, R. Yang, Z. Y. Meng, D. Shi, O. V. Yazyev, and G. Zhang, [Nat. Phys.](#) **16**, 520 (2020).