

The 5th International Verification of Neural Networks Competition (VNN-COMP 2024): Summary and Results

Christopher Brix¹, Stanley Bak², Taylor T. Johnson³, and Haoze Wu⁴

¹ RWTH Aachen University, Aachen, Germany
 brix@cs.rwth-aachen.de

² Stony Brook University, Stony Brook, New York, USA
 stanley.bak@stonybrook.edu

³ Vanderbilt University, Nashville, Tennessee, USA
 taylor.johnson@vanderbilt.edu

⁴ Amherst College, Amherst, Massachusetts, USA
 hwu@amherst.edu

Abstract

This report summarizes the 5th International Verification of Neural Networks Competition (VNN-COMP 2024), held as a part of the The 7th International Symposium on AI Verification (SAIV), that was co-located with the 36th International Conference on Computer-Aided Verification (CAV). VNN-COMP is held annually to facilitate the fair and objective comparison of state-of-the-art neural network verification tools, encourage the standardization of tool interfaces, and bring together the neural network verification community. To this end, standardized formats for networks (ONNX) and specification (VNN-LIB) were defined, tools were evaluated on equal-cost hardware (using an automatic evaluation pipeline based on AWS instances), and tool parameters were chosen by the participants before the final test sets were made public. In the 2024 iteration, 8 teams participated on a diverse set of 12 regular and 8 extended benchmarks. This report summarizes the rules, benchmarks, participating tools, results, and lessons learned from this iteration of this competition.

1 Introduction

Deep learning based systems are increasingly being deployed in a wide range of domains, including recommendation systems, computer vision, and autonomous driving. While the nominal performance of these methods has increased significantly over the last years, they largely lack formal guarantees on their behavior. However, in safety-critical applications, including autonomous systems, robotics, cybersecurity, and cyber-physical systems (CPS), such guarantees are essential for certification and reliability.

While the literature on the verification of traditionally designed systems is wide and successful, neural network verification remains an open problem, despite significant efforts over the last years. In 2020, the International Verification of Neural Networks Competition (VNN-COMP) was established to facilitate comparison between existing approaches, bring researchers working on this problem together, and help shape future directions of the field. VNN-COMP has been held annually since then [11, 54, 16, 15]. In 2024, the 5th iteration of the annual VNN-COMP¹ was held as a part of the 7th International Symposium on AI Verification (SAIV) that was collocated with the 36th International Conference on Computer-Aided Verification (CAV).

This 5th iteration of the VNN-COMP continues last year’s trend of increasing standardization and automatization, aiming to enable a fair comparison between the participating tools

¹<https://sites.google.com/view/vnn2024/home>

and to simplify the evaluation of a large number of tools on a variety of (real-world) problems. As in the last iteration, VNN-COMP 2024 standardizes (1) neural network and specification formats, ONNX for neural networks and VNN-LIB [22] for specifications, (2) evaluation hardware, providing participants the choice of a range of cost-equivalent AWS instances with different trade-offs between CPU and GPU performance, and (3) evaluation pipelines, enforcing a uniform interface for the installation and evaluation of tools.

The competition was kicked off with the solicitation for participation in February 2024. Rule discussion started in April and rules are finalized in May 2024 (see an overview in Section 2). From April to June 2024, benchmarks were proposed and discussed. Meanwhile, the organizing team decided to continue using AWS as the evaluation platform and started to implement an automated submission and testing system for both benchmarks and tools. By mid-July 2024, eight teams submitted their tools and the organizers evaluated all entrants to obtain the final results, discussed in Section 5 and presented at SAIV on July 23, 2024. Discussions were structured into three issues on the official GitHub repository²: rules discussion, benchmarks discussion, and tool submission. All submitted benchmarks³ and final results⁴ were aggregated in separate GitHub repositories.

The remainder of this report is organized as follows: Section 2 discusses the competition rules, Section 3 lists all participating tools, Section 4 lists all benchmarks, Section 5 summarizes the results, and Section 6 concludes the report, discussing potential future improvements.

²<https://github.com/verivital/vnncomp2024/issues/>

³https://github.com/ChristopherBrix/vnncomp2024_benchmarks

⁴https://github.com/ChristopherBrix/vnncomp2024_results

2 Rules

Terminology An *instance* is defined by a property specification (pre- and post-condition), a network, and a timeout). For example, one instance might consist of an MNIST classifier with one input image, a given local robustness threshold ϵ , and a specific timeout. A *benchmark* is defined as a set of related instances. For example, one benchmark might consist of a specific MNIST classifier with 100 input images, potentially different robustness thresholds ϵ , and one timeout per input.

Run-time caps Run-times are capped on a per-instance basis, i.e., any verification instance will timeout (and be terminated) after at most X seconds, determined by the benchmark proposer. These can be different for each instance. The total per-benchmark runtime (sum of all per-instance timeouts) may not exceed 6 hours per benchmark. For example, a benchmark proposal could have six instances with a one-hour timeout, or 100 instances with a 3.6-minute timeout, each. To enable a fair comparison, we measure the startup overhead for each tool by running it on a range of tiny networks and subtract the minimal overhead from the total runtime.

Hardware To allow for comparability of results, all tools were evaluated on equal-cost hardware using Amazon Web Services (AWS). Each team could decide between a range of AWS instance types (see Table 1) providing a CPU, GPU, or mixed focus.

Table 1: Available AWS instances.

	vCPUs	RAM [GB]	GPU
p3.2xlarge	8	61	V100 GPU with 16 GB memory
m5.16xlarge	64	256	✗
g5.8xlarge	32	128	A10G GPU with 24 GB memory

Scoring The final score is aggregate as the sum of all benchmark scores. Each benchmark score is the number of points (sum of instance scores discussed below) achieved by a given tool, normalized by the maximum number of points achieved by any tool on that benchmark. Thus, the tool with the highest sum of instance scores for a benchmark will get a benchmark score of 100, ensuring that all benchmarks are weighted equally, regardless of the number of constituting instances.

Instance score Each instance is scored is as follows:

- Correct hold (property proven): 10 points;
- Correct violated (counterexample found): 10 points;
- Incorrect result: -150 points (penalty increased compared to 2022);
- Timeout / Runtime Error / Unknown: 0 points.

However, the ground truth for any given instance is generally not known a priori. In the case of disagreement between tools, we, therefore, place the burden of proof on the tool claiming that a specification is violated, i.e. that a counterexample can be found, and deem it correct exactly if it produces a valid counterexample.

The provided counterexamples were supposed to define both the input and the resulting output of the networks. However, for some tools and instances, the output definition was

either missing or differed from the network output as computed by the `onnxruntime` package used to evaluate counterexamples (by performing inference given the inputs). The competition rules were ambiguous how this would be handled. We decided to discard all outputs in the counterexample files and base the evaluation solely on the given inputs and their respective outputs as computed by the `onnxruntime`. A ranking using the alternative evaluation, where incorrect or missing outputs result in a penalty can be found in Appendix B.

Time bonus As opposed to previous years, no time bonus was awarded. Instead, all tools that are compute the correct result within the time limit receive the same amount of points.

Overhead Correction The overhead of tools was measured, but only used to adapt the timeouts. It did not influence the scores, as no time bonus was awarded. To measure the tool-specific overhead, we created trivial network instances and included those in the measurements. We then observed the minimum verification time over all instances and considered that to be the overhead time for the tool.

Format As since 2021, we standardized neural networks to be in `onnx` format, specifications in `vnnlib` format, and counterexamples in a format similar to the `vnnlib` format. Further, tool authors were required to provide scripts fully automating the installation process of their tool, including the acquisition of any licenses that might be needed. Similar to the previous year, a preparation and execution script had to be provided for running their tool on a specific instance consisting of a network file, specification file, and timeout. The specifications are interpreted as definitions of counterexamples, meaning that a property is proven “correct” if the specification is shown to be unsatisfiable, conversely, the property is shown to be violated if a counterexample fulfilling the specification is found. Specifications consisted of disjunctions over conjunctions in both pre- and post-conditions, allowing a wide range of properties from adversarial robustness over multiple hyper-boxes to safety constraints to be encoded. For example, robustness with respect to inputs in a hyper-box had to be encoded as disjunctive property, where any of the other classes is predicted.

Tracks For the first time, the competition was split into two tracks, both of them scored: A “regular” track, and an “extended” track. The regular track consists of benchmarks selected by the tool participants based on a voting process, where a benchmark is included in the regular track if at least 50% of tool participants voted for it to be scored. Benchmarks with at least 1 vote and not included in the regular track were scored in the extended track. All benchmarks received at least one vote, so no benchmark was unscored.

3 Participants

We list the tools and teams that participated in the VNN-COMP 2024 in Table 2 and reproduce their own descriptions of their tools below.

Table 2: Summary of the key features of participating tools. The hardware column describes the used AWS instance with `p3` and `g5` making GPUs available, see Table 1 for more details. Licenses refer to the external licenses required to use the corresponding tool, not the licensing of the tool itself.

Tool	References	Organizations	Place	Hardware	Licenses
α, β -CROWN	[83, 84, 74, 86, 58]	UIUC, UCLA, Drexel, Duke, RWTH Aachen	1	g5	GUROBI
CORA	[3, 43, 47, 44]	Technical University of Munich	7	g5	MATLAB
Marabou	[38, 79]	Hebrew University of Jerusalem, Stanford University, NRI Secure	3	m5	GUROBI
NeVer2	[23, 33]	Università degli Studi di Genova, Università degli Studi di Sassari, University of Kent	6	g5	-
NeuralSAT	[26, 27]	George Mason University	8	g5	GUROBI
nenum	[12, 10]	Stony Brook University	4	m5	-
NNV	[72, 49]	Vanderbilt University	5	m5	MATLAB
PyRAT	[48, 5]	Universite Paris-Saclay, CEA, List	2	m5	-

3.1 α, β -CROWN

Team Co-leaders: Huan Zhang (UIUC) and Zhouxing Shi (UCLA); Team members: Duo Zhou (UIUC), Jorge Chavez (UIUC), Xiangru Zhong (UIUC), Hongji Xu (Duke, working as an intern supervised by Prof. Huan Zhang at UIUC), Kaidi Xu (Drexel), Hao Chen (UIUC)

The team **acknowledges** (ordered by last names) Christopher Brix (RWTH Aachen), Sanil Chawla (UIUC), Qirui Jin (University of Michigan), Suhas Kotha (CMU), and Zhuolin Yang (UIUC) who were involved into the development of the verifier during 2023 - 2024 but did not directly work on any benchmarks of the competition.

Description α, β -CROWN (**alpha-beta-CROWN**) is an efficient neural network verifier based on the linear bound propagation framework and built on a series of works on bound-propagation-based neural network verifiers: CROWN [87], auto_LiRPA [83], α -CROWN [84], β -CROWN [74], GCP-CROWN [86], GenBaB [58], BICCOS [90]. The core techniques in α, β -CROWN combine the efficient and GPU-accelerated linear bound propagation method with branch-and-bound methods specialized for neural network verification.

The linear bound propagation algorithms in α, β -CROWN are based on our `auto_LiRPA` library [83], which supports general neural network architectures (including convolutional layers, pooling layers, residual connections, recurrent neural networks, and Transformers) and a wide range of nonlinear functions (e.g., ReLU, tanh, trigonometric functions, sigmoid, max pooling and average pooling), and is efficiently implemented on GPUs with Pytorch and CUDA. We jointly optimize intermediate layer bounds and final layer bounds using gradient ascent

(referred to as α -CROWN or optimized CROWN/LiRPA [84]). Most importantly, we use branch and bound [17] (BaB) and incorporate split constraints in BaB into the bound propagation procedure efficiently via the β -CROWN algorithm [74], use cutting-plane method in GCP-CROWN [86] and BICCOS [90] to further tighten the bound, and support general nonlinearities in the branch-and-bound by GenBaB [58]. For smaller networks, we also use a mixed integer programming (MIP) formulation [65] combined with tight intermediate layer bounds from α -CROWN (referred to as α -CROWN + MIP [86]). The combination of efficient, optimizable and GPU-accelerated bound propagation with BaB produces a powerful and scalable neural network verifier.

New in this year, we have: improved branch-and-bound for general nonlinear functions by GenBaB [58] which leverages the more flexible nature of general nonlinearities to make smarter branching decisions; improved algorithms for input-space branch-and-bound; developed new Branch-and-bound Inferred Cuts with COntstraint Strengthening (BICCOS) [90], a cutting plane (cut) approach that leverages inferred cuts from verified subproblems during branch-and-bound framework to achieve scalability for large networks without dependence on external MIP solvers; and introduced new strategies for better time and GPU utilization. Multiple papers are in progress or in submission.

Link <https://github.com/Verified-Intelligence/alpha-beta-CROWN> (main version)

Competition submission https://github.com/Verified-Intelligence/alpha-beta-CROWN_vnncomp2024 (only for reproducing competition results; please use the main version for other purposes)

Hardware and licenses CPU and GPU with 32-bit or 64-bit floating point; Gurobi license required for certain benchmarks.

Participated benchmarks All benchmarks.

3.2 CORA

Team Lukas Koller, Tobias Ladner, Matthias Althoff (Technical University of Munich)

Description CORA [7] enables the formal verification of neural networks, both in open-loop as well as in closed-loop scenarios. Open-loop verification refers to the task where properties of the output set of a neural network are verified, e.g. correctly classified images given noisy input, as also considered at VNN-COMP. In closed-loop scenarios, the neural network is used as a controller of a dynamic system, e.g., controlling a car while keeping a safe distance over some time horizon.

This is realized using reachability analysis, mainly using polynomial zonotopes [43, 47], allowing a non-convex enclosure of the output set of a neural network. Moreover, CORA can also train robust neural networks [44], which requires an efficient batch-wise propagation of zonotopes through a neural network on a GPU. This can also be used during verification by efficiently propagating the splitted sets batch-wise.

Link <https://github.com/kollerlukas/cora-vnncomp2024>

Commit 6f1923030baafadfadca3982b72fdea217a92479

Hardware and licenses GPU, MATLAB license.

Participated Benchmarks acasxu, cifar100, collins-rul-cnn, cora, dist-shift, nn4sys, safenlp, tinyimagenet, tllverifybench.

3.3 Marabou

Team Haoze Wu (Stanford University), Clark Barrett (Stanford University), Guy Katz (Hebrew University of Jerusalem)

Description Marabou [38, 79] is a user-friendly Neural Network Verification toolkit that can answer queries about a network’s properties by encoding and solving these queries as constraint satisfaction problems. It has both Python/C++ APIs through which users can load neural networks and define arbitrary linear properties over the neural network. Marabou supports many different linear, piecewise-linear, and non-linear [81, 76] operations and architectures (e.g., FFNNs, CNNs, residual connections, Graph Neural Networks [78]).

Under the hood, Marabou employs a uniform solving strategy for a given verification query. In particular, Marabou performs complete analysis that employs a specialized convex optimization procedure [82] and abstract interpretation [63, 78]. It also uses the Split-and-Conquer algorithm [80] for parallelization.⁵

Link <https://github.com/NeuralNetworkVerification/Marabou>

Commit 1a3ca6010b51bba792ef8ddd5e1ccf9119121bd8

Hardware and Licenses CPU, no license required. Can also be accelerated with Gurobi (which requires a license)

Participated benchmarks `acasxu`, `cgan`, `collins_rul_cnn`, `dist_shift`, `linearizenn`, `metaroom`, `nn4sys`, `safenlp`, `tllverifybench`, `cifar100`, `tinyimagenet`.

3.4 NeVer2

Team Setefano Demarchi, Armando Tacchella (University of Genova), Elena Botoeva (University of Kent)

Description NeVer2 [23] is an open-source, cross-platform tool aimed at designing, training, and verifying neural networks. It seamlessly integrates popular learning libraries with our verification backend, offering their functionalities also via a graphical interface.

NeVer2 relies on the pyNeVer [33] Python API, which provides the verification capability employing an abstraction-refinement algorithm, which uses symbolic bounds propagation to compute stable and unstable neurons and an iterative refinement procedure to grow a search tree for proving the safety or the unsafety of a verification query, which is expressed using star sets [70].

The algorithm propagates the abstraction provided by symbolic propagation and, if there is an intersection with the unsafe post-conditions, checks whether there is a counter-example to state the unsafety of the network, or to refine the abstraction branching on unstable ReLU neurons. The next refinement target is decided based on the presence of unstable neurons in early layers, or by the approximation area of the linear relaxation. In the form it is presented, this behaves as a complete algorithm. However, it can be easily turned into an incomplete one by incorporating some early stopping criteria, e.g., a timeout, or the maximum depth/number of refined neurons in a branch. Currently, NeVer2 supports only feed-forward architectures with ReLU layers.

⁵Thanks to the authors of the $\alpha - \beta$ -CROWN team, an unsoundness issue of the competition version of Marabou on the ViT benchmarks was discovered. The networks in that benchmark contain bilinear and softmax connections. For this benchmark, the competition version of Marabou first performs DeepPoly-style abstract interpretation and then encodes the verification problem in the Gurobi optimizer. It turns out that Gurobi can report “Infeasible” on benchmarks where counter-examples are expected. The Marabou team is actively looking into resolving this issue.

Link <https://github.com/nevertools/pynever>

Commit a7212f843a7e5137bdc54181b98b271f6b724747

Hardware and licenses CPU, no license required.

Participated benchmarks acasxu, cora, safenlp, tllverifybench.

3.5 nenum

Team Ali Arjomandbigdeli (Student), Stanley Bak (Supervisor) (Stony Brook University)

Description The nenum tool [10] uses multiple levels of abstraction to achieve high-performance verification of ReLU networks without sacrificing completeness [9]. The core verification method is based on reachability analysis using star sets [70], combined with the ImageStar method [67] to propagate sets through all linear layers supported by the ONNX runtime, such as convolutional layers with arbitrary parameters. The tool is written in Python 3 and uses GLPK for LP solving. New this year, we added support for single lower and single upper bounds propagation in addition to zonotopes, similar to the DeepPoly method or the CROWN approach. We also added an option to use Gurobi instead of GLPK for LP solving.

Link <https://github.com/aliabigdeli/nenum>

Commit bcd65bcea050454b1a16a5fc5e8f94064af21085

Hardware and licences CPU, Gurobi license (optional)

Participated benchmarks acasxu, cgan, collins-rul-cnn, cora, linearizenn, metaroom, safeNLP, nn4sys, tllverifybench, vggnet16.

3.6 NNV

Team Diego Manzananas Lopez (Vanderbilt University), Samuel Sasaki (Vanderbilt University), Taylor T. Johnson (Vanderbilt University)

Description The Neural Network Verification (NNV) Tool [72, 49] is a formal verification software tool for deep learning models and cyber-physical systems with neural network components written in MATLAB and available at <https://github.com/verivital/nnv>. NNV uses a star-set state-space representation and reachability algorithm that allows for a layer-by-layer computation of exact or overapproximate reachable sets for feed-forward [70], convolutional [67], semantic segmentation (SSNN) [71], and recurrent (RNN)[69] neural networks, as well as neural network control systems (NNCS) [68, 72] and neural ordinary differential equations (Neural ODEs) [52]. The star-set based algorithm is naturally parallelizable, which allows NNV to be designed to perform efficiently on multi-core platforms. Additionally, if a particular safety property is violated, NNV can be used to construct and visualize the complete set of counterexample inputs for a neural network (exact-analysis). For this competition, updated from last year's, we tailor the solver approach depending on the benchmark at hand, although all follow a similar flow. First, we perform a simulation-guided search for counterexamples for a fixed number of samples. If no counterexamples are found (i.e., demonstrate that the property is SAT), then we utilize an iterative refinement approach using reachability analysis to verify the property (UNSAT). This consists of performing reachability analysis using a relaxation approximation method [71], if not verified, then a less conservative approximation based on zonotope pre-filtering approach [66], and finally using the exact analysis when possible [67] until the specification is verified or there is a timeout. Based on the benchmark to evaluate, the initial reachability analysis may be any of the overapproximation methods or the exact method, based on the complexity of the benchmarks (size of network, input, etc).

Link <https://github.com/verivital/nnv>

Commit 50da012e7bf390788322329591e9edd3c45b4f0f

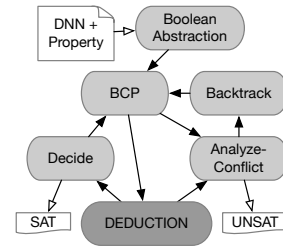
Hardware and licenses CPU, MATLAB license.

Participated Benchmarks Regular track except for LinearizeNN.

3.7 NeuralSAT

Team Hai Duong and Thanhvu Nguyen (George Mason).

Description NeuralSAT [26, 27] integrates conflict-driven clause learning (CDCL) in SAT/SMT-solving with an DNN abstraction-based theory solver for infeasibility checking. The figure on the right gives an overview of NeuralSAT, which implements the DPLL(T) framework used in modern SMT solvers such as Z3 and CVC. The design of NeuralSAT is inspired by the core algorithms used in SMT solvers such as CDCL components (light shades) and theory solving (dark shade). The tool is written in Python and uses Gurobi for LP solving. Unlike many other modern VNN verification tools, NeuralSAT *does not* require parameter tuning and works out of the box, e.g., the tool runs on the wide-range of benchmarks in VNN-COMPs without any tuning.



New: In VNN-COMP'24, NeuralSAT has been improved with neuron stability, parallel beam search, and restarting strategies, which improved its performance significantly [27].

New: In VNN-COMP'24, NeuralSAT has been improved with neuron stability, parallel beam search, and restarting strategies, which improved its performance significantly [27].

Link <https://github.com/dynaroars/neuralsat>

Commit 5693c3da130942283744ce56c2e74ac6c16eef94

Hardware and licences GPU, Gurobi License

Participated benchmarks acasxu, cgan, collins-rul-cnn, dist-shift, nn4sys, vggnet16, tllverifybench, traffic-signs-recognition, reach-prob-density, metaroom.

3.8 PyRAT

Team Augustin Lemesle, Julien Lehmann, Tristan Le Gall (CEA-List)

Description PyRAT (Python Reachability Assessment Tool) [48] is an abstract interpretation based tool to verify the safety and robustness of neural networks. PyRAT implements several abstract domains such as Intervals, Zonotopes, Constrained Zonotopes, or Polyhedras to efficiently compute the reachable states for different architectures of neural networks such as dense, convolutional, residual or recurrent neural networks. It supports multiple non-linear activation functions (ReLU, Sigmoid, Softmax, Floor, ...) with precise abstractions while maintaining floating-point soundness. PyRAT is correct in that the output bounds reached will always be a sound over-approximation of the results and complete for ReLU based networks in that it will always give a true or false result given enough time. Depending on the benchmark, different verification modes and domains can be selected. For smaller networks and problems, PyRAT can leverage branch and bound strategies on the inputs with heuristics like ReCIPH [28]. While on larger ReLU networks, PyRAT will use branch and bound strategies on the ReLU neurons in conjunction with fast GPU computation.

Link <https://git.frama-c.com/pub/pyrat>

Commit be7352ca5628669ae6a2ae5149c52a99fe86ed6a

Hardware and licenses CPU and GPU, closed source CEA licence.

Participated benchmarks All benchmarks.

4 Benchmarks

In this section, we provide an overview of all scored benchmarks, reproducing the benchmark proposers’ descriptions. Artifacts for all benchmarks are available in the repository⁶.

Table 3: Overview of all scored benchmarks.

Category	Benchmark	Application	Network Types	# Params	Effective Input Dim	Track
Complex	cGAN	Image Generation & Image Prediction	Conv. + Vision Transformer	500k - 68M	5	regular
	NN4Sys	Dataset Indexing & Cardinality Prediction	ReLU + Sigmoid	33k - 37M	1-308	regular
	LinearizeNN	NN controller approximation	FC. + Conv. + Vision Transformer + Residual + ReLU	203k	4	regular
	m4acopf	Power System	Complex (ReLU + Trigonometric + Sigmoid)	4k-680k	22 - 402	extended
	ViT	Vision	Conv. + Residual + Softmax + BatchNorm	68k - 76k	3072	extended
	Collins Aerospace	-	FC + Conv. + Residual, LeakyReLU + MaxPool + Square	1.8M	1.2M	extended
	LSNC	Lyapunov stability of NN controllers	FC + Residual, ReLU + Sin + Cos	210, 406	8	extended
CCTSDB	-	FC + Conv. + Residual, ReLU + MaxPool + Clip	100k	2	extended	
CNN & ResNet	Collins RUL CNN	Condition Based Maintenance	Conv. + ReLU, Dropout	60k - 262k	400 - 800	regular
	VGGNet16	Image Classification	Conv. + ReLU + MaxPool	138M	150k	extended
	Traffic Signs Recognition	Image Classification	Conv. + Sign + MakPool + BatchNorm	905k - 1.7M	2.7k - 12k	extended
	cifar100	Image Classification	FC + Conv. + Residual, ReLU + BatchNorm	2.5M - 3.8M	3072	regular
	tinyimagenet	Image Classification	FC + Conv. + Residual, ReLU + BatchNorm	3.6M	9408	regular
	Metaroom	-	Conv. + FC, ReLU	466k - 7.4M	5376	regular
	Yolo	-	FC + Conv. + Residual, ReLU + Sigmoid	22k - 37M	1 - 308	extended
FC	TLL Verify Bench	Two-Level Lattice NN	Two-Level Lattice NN (FC. + ReLU)	17k - 67M	2	regular
	Acas XU	Collision Detection	FC. + ReLU	13k	5	regular
	Dist Shift	Distribution Shift Detection	FC. + ReLU + Sigmoid	342k - 855k	792	regular
	safeNLP	Sentence classification	FC. + ReLU	4k	30	regular
	CORA	Image Classification	FC. + ReLU	575k, 1.1M	784, 3072	regular

4.1 cGAN

Proposed by Feiyang Cai, Ali Arjomandbigdeli, Stanley Bak (Stony Brook University)

Motivation While existing neural network verification benchmarks focus on discriminative models, the exploration of practical and widely used generative networks remains neglected in terms of robustness assessment. This benchmark introduces a set of image generation networks specifically designed for verifying the robustness of the generative networks.

Networks The generative networks are trained using conditional generative adversarial networks (cGAN), whose objective is to generate camera images that contain a vehicle obstacle located at a specific distance in front of the ego vehicle, where the distance is controlled by the input distance condition. The network to be verified is the concatenation of a generator and a discriminator. The generator takes two inputs: 1) a distance condition (1D scalar) and 2) a noise vector controlling the environment (4D vector). The output of the generator is the generated image. The discriminator takes the generated image as input and outputs two values: 1) a real/fake score (1D scalar) and 2) a predicted distance (1D scalar). Several different models with varying architectures (CNN and vision transformer) and image sizes (32x32, 64x64) are provided for different difficulty levels.

Specifications The verification task is to check whether the generated image aligns with the input distance condition, or in other words, verify whether the input distance condition matches the predicted distance of the generated image. In each specification, the inputs (condition distance and latent variables) are constrained in small ranges, and the output is the predicted distance with the same center as the condition distance but with slightly larger range.

⁶https://github.com/ChristopherBrix/vnncomp2024_benchmarks/tree/main/benchmarks

Link https://github.com/feiyang-cai/cgan_benchmark2023

4.2 NN4Sys

Proposed by the α, β -CROWN team with collaborations with Cheng Tan, Haoyu He and Shuyi Lin at Northeastern University.

Application The benchmark contains networks for database learned index, video streaming learned adaptive bitrate, and learned cardinality estimation which map inputs from various dimensions to 1-dimension outputs.

- *Background:* learned index, learned cardinality, and learned adaptive bitrate are all instances in neural networks for computer systems (NN4Sys), which are neural network based methods performing system operations. These classes of methods show great potential but have one drawback—the outputs of an NN4Sys model (a neural network) can be arbitrary, which may lead to unexpected issues in systems.
- *What to verify:* our benchmark provides multiple pairs of (1) trained NN4Sys model and (2) corresponding specifications. We design these pairs with different parameters such that they cover a variety of user needs and have varied difficulties for verifiers. We describe benchmark details in our NN4SysBench report: <http://naizhengtan.github.io/doc/papers/nn4sys23lin.pdf>.
- *Translating NN4Sys applications to a VNN benchmark:* the original NN4Sys applications have some sophisticated structures that are hard to verify. We tailored the neural networks and their specifications to be suitable for VNN-COMP. For example, learned index [46] contains multiple NNs in a tree structure that together serve one purpose. However, this cascading structure is inconvenient/unsupported to verify because there is a “switch” operation—choosing one NN in the second stage based on the prediction of the first stage’s NN. To convert learned indexes to a standard form, we train a monolithic (larger) NN.
- *A note on broader impact:* using NNs for systems is a broad topic, but many existing works lack strict safety guarantees. We believe that NN Verification can help system developers gain confidence to apply NNs to critical systems. We hope our benchmark can be an early step toward this vision.

Networks This benchmark has twelve networks with different parameters: two for learned indexes, four for learned cardinality estimation and six for learned adaptive bitrate. The learned index uses fully-connected feed-forward neural networks. The other two—the learned cardinality and the learned adaptive bitrate—has a relatively sophisticated internal structure. Please see our NN4SysBench report (URL listed above) for details

Specifications For learned indexes, the specification aims to check if the prediction error is bounded. The specification is a collection of pairs of input and output intervals such that any input in the input interval should be mapped to the corresponding output interval. For learned cardinality estimation and learned adaptive bitrate, the specifications check the prediction error bounds (similar to the learned indexes) and monotonicity of the networks. By monotonicity specifications, we mean that for two inputs, the network should produce a larger output for the larger input, which is required by cardinality estimation or adaptive bitrate.

Link: https://github.com/Khoury-srg/VNNComp23_NN4Sys

4.3 LinearizeNN

Proposed by Ali Arjomandbigdeli, Stanley Bak (Stony Brook University).

Motivation Assuming having a neural network controller approximation with a piecewise linear model in the form of a set of linear models with added noise to account for local linearization error. The objective of this benchmark is to investigate the neural network output falls within the range we obtain from our linear model output plus some uncertainty.

The idea of this benchmark came from one of our recent paper [8] in which we approximated the NN controller with a piecewise linear model, and we wanted to check if the neural network output falls within the range we obtained from our linear model output plus some uncertainty.

Networks The neural network controller we used in this benchmark is an image-based controller for an Autonomous Aircraft Taxiing System whose goal is to control an aircraft's taxiing at a steady speed on a taxiway. This network was introduced in the paper "Verification of Image-based Neural Network Controllers Using Generative Models" [39]. The neural network integrates a concatenation of the cGAN (conditional GAN) and controller, resulting in a unified neural network controller with low-dimensional state inputs. In this problem, the inputs to the neural network consist of two state variables and two latent variables. The aircraft's state is determined by its crosstrack position (p) and heading angle error (θ) with respect to the taxiway center line. Two latent variables with a range of -0.8 to 0.8 are introduced to account for environmental changes.

Because in this case the output spec depends on both the input and output and considering the VNN-LIB limitation, we added a skip-connection layer to the neural network to have the input values present in the output space. We also added one linear layer after that to create a linear equation for each local model.

Specifications As mentioned earlier, the aim of this benchmark is to examine whether the neural network output stays within the range defined by the linear model's output, including a margin for uncertainty. Given input $x \in X$ and output $Y = f_{NN}(x)$, the query is of the form: $A_{mat} \times X + b + U_{lb} \leq Y \leq A_{mat} \times X + b + U_{ub}$ for each linear model in its abstraction region.

Link https://github.com/aliabigdeli/LinearizeNN_benchmark2024

4.4 ml4acopf

Proposed by Haoruo Zhao, Michael Klamkin, Mathieu Tanneau, Wenbo Chen, and Pascal Van Hentenryck (Georgia Institute of Technology), and Hassan Hijazi, Juston Moore, and Haydn Jones (Los Alamos National Laboratory).

Motivation Machine learning models are utilized to predict solutions for an optimization model known as AC Optimal Power Flow (ACOPF) in the power system. Since the solutions are continuous, a regression model is employed. The objective is to evaluate the quality of these machine learning model predictions, specifically by determining whether they satisfy the constraints of the optimization model. Given the challenges in meeting some constraints, the goal is to verify whether the worst-case violations of these constraints are within an acceptable tolerance level.

Networks The neural network designed comprises two components. The first component predicts the solutions of the optimization model, while the second evaluates the violation of each constraint that needs checking. The first component consists solely of general matrix multiplication (GEMM) and rectified linear unit (ReLU) operators. However, the second component has a more complex structure, as it involves evaluating the violation of AC constraints using nonlinear functions, including sigmoid, quadratic, and trigonometric functions such as sine and cosine. This complex evaluation component is incorporated into the network due to a limitation of the VNNLIB format, which does not support trigonometric functions. Therefore, these constraints violation evaluation are included in the neural network.

Specifications In this benchmark, four different properties are checked, each corresponding to a type of constraint violation:

1. Power balance constraints: the net power at each bus node is equal to the sum of the power flows in the branches connected to that node.
2. Thermal limit constraints: power flow on a transmission line is within its maximum and minimum limits.
3. Generation bounds: a generator’s active and reactive power output is within its maximum and minimum limits.
4. Voltage magnitude bounds: a voltage’s magnitude output is within its maximum and minimum limits.

The input to the model is the active and reactive load. The chosen input point for perturbation is a load profile for which a corresponding feasible solution to the ACOPF problem is known to exist. For the feasibility check, the input load undergoes perturbation. Although this perturbation does not exactly match physical laws, the objective is to ascertain whether a machine learning-predicted solution with the perturbation can produce a solution that does not significantly violate the constraints.

The scale of the perturbation and the violation threshold are altered by testing whether an adversarial example can be easily found using projected gradient descent with the given perturbation. The benchmark, provided with a fixed random seed, is robust against the simple projected gradient descent that is implemented.

Link https://github.com/AI4OPT/ml4acopf_benchmark

4.5 ViT

Proposed by the α, β -CROWN team.

Motivation Transformers [73] based on the self-attention mechanism have much more complicated architectures and contain more kinds of nonlinearities, compared to simple feedforward networks with relatively simple activation functions. It makes verifying Transformers challenging. We aim to encourage the development of verification techniques for Transformer-based models, and we also aim to benchmark neural network verifiers on relatively complicated neural network architectures and more general nonlinearities. Therefore, we propose a new benchmark with Vision Transformers (ViTs) [24]. This benchmark is developed based on our work on neural network verification for models with general nonlinearities [58].

Networks The benchmark contains two ViTs, as shown in Table 4. Considering the difficulty of verifying ViTs, we modify the ViTs and make the models relatively shallow and narrow, with significantly reduced number of layers and attention heads. Following [60], we also replace the layer normalization with batch normalization. The models are mainly trained with PGD training [50], and we also add a weighted IBP [31, 59] loss for one of the models as a regularization.

Table 4: Networks in the ViT benchmark.

Model	PGD_2_3_16	IBP_3_3_8
Layers	2	3
Attention heads	3	3
Patch size	16	8
Weight of IBP loss	0	0.01
Training ϵ	$\frac{2}{255}$	$\frac{1}{255}$
Clean accuracy	59.78%	62.21%

Specifications The specifications are generated from the robustness verification problem with ℓ_∞ perturbation. We use the CIFAR-10 dataset with perturbation size $\epsilon = \frac{1}{255}$ at test time. We have filtered the CIFAR-10 test set to exclude instances where either adversarial examples can be found (by PGD attack [50] with 100 steps and 1000 restarts) or the vanilla CROWN-like method [87, 60] can already easily verify. We randomly keep 100 instances for each model, with a timeout threshold of 100 seconds. Note that since instances with adversarial examples have mostly been excluded during the filtering process, this version of the benchmark may not be able to reflect soundness issues in verifiers, and we refer readers to [91] for discussions on testing soundness with models including ViT.

Link https://github.com/shizhouxing/ViT_vnncomp2023

4.6 LSNC

Proposed by the α, β -CROWN team.

Motivation We develop a benchmark for the problem of verifying the Lyapunov stability of NN controllers in nonlinear dynamical systems within a region-of-interest and a region-of-attraction. This is important for providing stability guarantees that are essential for safety-critical applications with NN controllers. It is also a useful application of neural network verification as recently demonstrated in [85, 57], and we refer readers to those works for more details on the problem.

Networks and Specifications Models are adopted from [85]. We adopt two models for the 2D quadrotor dynamical system with state feedback and output feedback, respectively. Each

model consists of a controller which is a shallow ReLU network, a Lyapunov function which is a quadratic function, and nonlinear operators modelling the dynamics of a 2D quadrotor. The model for output feedback further consists of a shallow LeakyReLU network as the observer. The verification objective of the Lyapunov stability has been encoded in the ONNX graphs and VNNLIB specifications. Specifications for the benchmark are randomly generated and consist of random sub-regions within the original region-of-interest. The size of the random sub-regions is controlled by a factor ϵ ($0 < \epsilon \leq 1$) which is applied to each input dimension, and it has been adjusted for a suitable difficulty given the timeout. For the state feedback model, we set $\epsilon = 0.5$ and the timeout is 100s; for the output feedback model, we set $\epsilon = 0.3$ and timeout is 200s. For each of the two models, we randomly generate 20 instances.

Link https://github.com/shizhouxing/LSNC_VNNCOMP2024

4.7 Collins-RUL-CNN

Proposed by Collins Aerospace, Applied Research & Technology ([website](#)).

Motivation Machine Learning (ML) is a disruptive technology for the aviation industry. This particularly concerns safety-critical aircraft functions, where high-assurance design and verification methods have to be used in order to obtain approval from certification authorities for the new ML-based products. Assessment of correctness and robustness of trained models, such as neural networks, is a crucial step for demonstrating the absence of unintended functionalities [29, 41]. The key motivation for providing this benchmark is to strengthen the interaction between the VNN community and the aerospace industry by providing a realistic use case for neural networks in future avionics systems [40].

Application Remaining Useful Life (RUL) is a widely used metric in Prognostics and Health Management (PHM) that manifests the remaining lifetime of a component (e.g., mechanical bearing, hydraulic pump, aircraft engine). RUL is used for Condition-Based Maintenance (CBM) to support aircraft maintenance and flight preparation. It contributes to such tasks as augmented manual inspection of components and scheduling of maintenance cycles for components, such as repair or replacement, thus moving from preventive maintenance to *predictive* maintenance (do maintenance only when needed, based on component’s current condition and estimated future condition). This could allow to eliminate or extend service operations and inspection periods, optimize component servicing (e.g., lubricant replacement), generate inspection and maintenance schedules, and obtain significant cost savings. Finally, RUL function can also be used in airborne (in-flight) applications to dynamically inform pilots on the health state of aircraft components during flight. Multivariate time series data is often used as RUL function input, for example, measurements from a set of sensors monitoring the component state, taken at several subsequent time steps (within a time window). Additional inputs may include information about the current flight phase, mission, and environment. Such highly multi-dimensional input space motivates the use of Deep Learning (DL) solutions with their capabilities of performing automatic feature extraction from raw data.

Networks The benchmark includes 3 convolutional neural networks (CNNs) of different complexity: different numbers of filters and different sizes of the input space. All networks contain only convolutional and fully connected layers with ReLU activations. All CNNs perform the regression function. They have been trained on the same dataset (time series data for mechanical component degradation during flight).

Specifications We propose 3 properties for the NN-based RUL estimation function. First, two properties (robustness and monotonicity) are local, i.e., defined around a given point. We provide a script with an adjustable random seed that can generate these properties around input

points randomly picked from a test dataset. For robustness properties, the input perturbation (delta) is varied between 5% and 40%, while the number of perturbed inputs varies between 2 and 16. For monotonicity properties, monotonic shifts between 5% and 20% from a given point are considered. Properties of the last type ("if-then") require the output (RUL) to be in an expected value range given certain input ranges. Several if-then properties of different complexity are provided (depending on range widths).

Link <https://github.com/loonwerks/vnncomp2022>

Paper Available in [40] or on request.

4.8 VGGNET16

Proposed by Stanley Bak, Stony Brook University

Motivation This benchmark tries to scale up the size of networks being analyzed by using the well-studied VGGNET-16 architecture [62] that runs on ImageNet. Input-output properties are proposed on pixel-level perturbations that can lead to image misclassification.

Networks All properties are run on the same network, which includes 138 million parameters. The network features convolution layers, ReLU activation functions, as well as max pooling layers.

Specifications Properties analyzed ranged from single-pixel perturbations to perturbations on all 150528 pixels (L-infinity perturbations). A subset of the images was used to create the specifications, one from each category, which was randomly chosen to attack. Pixels to perturb were also randomly selected according to a random seed.

Link https://github.com/stanleybak/vggnet16_benchmark2022/

4.9 Traffic Signs Recognition

Proposed by Mădălina Eraşcu and Andreea Postovan (West University of Timisoara, Romania)

Motivation Traffic signs play a crucial role in ensuring road safety and managing traffic flow in both city and highway driving. The recognition of these signs, a vital component of autonomous driving vision systems, faces challenges such as susceptibility to adversarial examples [64] and occlusions [88], stemming from diverse traffic scene conditions.

Networks Binary neural networks (BNNs) show promise in computationally limited and energy-constrained environments within the realm of autonomous driving [35]. BNNs, where weights and/or activations are binarized to ± 1 , offer reduced model size and simplified convolution operations for image recognition compared to traditional neural networks (NNs).

We trained and tested various BNN architectures using the German Traffic Sign Recognition Benchmark (GTSRB) dataset [4]. This multi-class dataset, containing images of German road signs across 43 classes, poses challenges for both humans and models due to factors like perspective change, shade, color degradation, and lighting conditions. The dataset was also tested using the Belgian Traffic Signs [1] and Chinese Traffic Signs [2] datasets. The Belgium Traffic Signs dataset, with 62 classes, had 23 overlapping classes with GTSRB. The Chinese Traffic Signs dataset, with 58 classes, shared 15 classes with GTSRB. Pre-processing steps involved relabeling classes in the Belgium and Chinese datasets to match those in GTSRB and eliminating non-overlapping classes (see [55] for details).

We provide three models with the structure in Figures 1, 2, and 3. They contain QConv, Batch Normalization (BN), Max Pooling (ML), Fully Connected/Dense (D) layers. Note that

the QConv layer binarizes the corresponding convolutional layer. All models were trained for 30 epochs. The model from Figure 1 was trained with images having the dimension 64px x 64 px, the one from Figure 2 with 48px x 48 px and the one from Figure 3 with 30px x 30 px. The two models involving Batch Normalization layers introduce real valued parameters besides the binary ones, while the third one contains only binary parameters (see Table 5) for statistics.



Figure 1: Accuracy Efficient Architecture for GTSRB and Belgium dataset

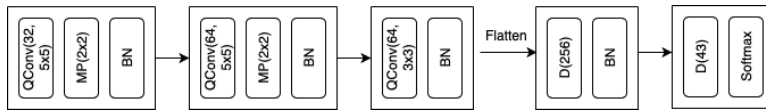


Figure 2: Accuracy Efficient Architecture for Chinese dataset

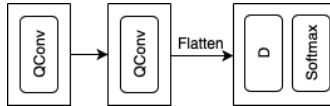


Figure 3: XNOR(QConv) architecture

Specifications To evaluate the *adversarial robustness* of the networks above, we assessed perturbations within the infinity norm around zero, with the radius denoted as $\epsilon = \{1, 3, 5, 10, 15\}$. This involved randomly selecting three distinct images from the GTSRB dataset’s test set for each model and generating VNNLIB files for each epsilon in the set. In total, we created 45 VNNLIB files. Due to a 6-hour total timeout constraint for solving all instances, each instance had a maximum timeout of 480 seconds. To review the generated VNNLIB specification files submitted to VNNCOMP 2023, as well as to generate new ones, please refer to <https://github.com/apostovan21/vnncomp2023>.

Link <https://github.com/apostovan21/vnncomp2023>

4.10 CIFAR100

Proposed by the α, β -CROWN team.

Motivation This benchmark is reused from VNN-COMP 2022 with a reduced complexity (only two out of the four models with medium sizes are retained). See details in Section 4.5 of the report of VNN-COMP 2022 [54].

Networks We provide two ResNet models on CIFAR-100 with different model widths and depths (input dimension $32 \times 32 \times 3$, 100 classes):

- **CIFAR100-ResNet-medium:** 8 residual blocks, 17 convolutional layers + 2 linear layers
- **CIFAR100-ResNet-large:** 8 residual blocks, 19 convolutional layers + 2 linear layers (almost identical to standard ResNet-18 architecture)

Table 5: Training and Testing Statistics

Input size	Model name	Accuracy			#Params		
		German	China	Belgium	Binary	Real	Total
64px × 64px	Figure 1	96.45	81.50	88.17	1772896	2368	1775264
48px × 48px	Figure 2	95.28	83.90	87.78	904288	832	905120
30px × 30px	Figure 3	81.54	N/A	N/A	1005584	0	1005584

Specifications We randomly select 100 images from the CIFAR-100 test set with a verification timeout of 100 seconds for each of the two models. We filtered out the samples which can be verified by vanilla CROWN (which is used during training) to make the benchmark more challenging. The filtering process is done offline on a machine with a GPU due to the large sizes of these models. A small proportion of instances (around 18%) with adversarial examples have been retained for potentially identifying unsound results.

Link https://github.com/huanzhang12/vnncomp2024_cifar100_benchmark

4.11 TinyImagenet

Proposed by the α, β -CROWN team.

Motivation This benchmark is reused from VNN-COMP 2022. See details in Section 4.5 of the report of VNN-COMP 2022 [54].

Networks We provide a ResNet for TinyImageNet (input dimension $64 \times 64 \times 3$, 200 classes):

- **TinyImageNet-ResNet-medium**: 8 residual blocks, 17 convolutional layers + 2 linear layers

Specifications We randomly select 200 images from the TinyImageNet test set with a verification timeout of 100 seconds for each of the two models. A filtering procedure has been adopted similar to the CIFAR100 benchmark.

Link https://github.com/huanzhang12/vnncomp2024_tinyimagenet_benchmark

4.12 TLL Verify Bench

Proposed by James Ferlez (University of California, Irvine)

Motivation This benchmark consists of Two-Level Lattice (TLL) NNs, which have been shown to be amenable to fast verification algorithms (e.g. [30]). Thus, this benchmark was proposed as a means of comparing TLL-specific verification algorithms with general-purpose NN verification algorithms (i.e. algorithms that can verify arbitrary deep, fully-connected ReLU NNs).

Networks The networks in this benchmark are a subset of the ones used in [30, Experiment 3]. Each of these TLL NNs has $n = 2$ inputs and $m = 1$ output. The architecture of a TLL NN is further specified by two parameters: N , the number of local linear functions, and M , the number of selector sets. This benchmark contains TLLs of sizes $N = M = 8, 16, 24, 32, 40, 48, 56, 64$, with 30 randomly generated examples of each (the generation procedure is described in [30, Section 6.1.1]). At runtime, the specified verification timeout determines how many of these networks are included in the benchmark so as to achieve an overall 6-hour run time; this selection process is deterministic. Finally, a TLL NN has a natural representation using multiple computation paths [30, Figure 1], but many tools are only compatible with fully-connected networks. Hence, the ONNX models in this benchmark implement TLL NNs by “stacking” these computation paths to make a fully connected NN (leading to sparse weight matrices: i.e. with many zero weights and biases). The `TLLnet` class (<https://github.com/jferlez/TLLnet>) contains the code necessary to generate these implementations via the `exportONNX` method.

Specifications All specifications have as input constraints the hypercube $[-2, 2]^2$. Since all networks have only a single output, the output properties consist of a randomly generated real number and a randomly generated inequality direction. Random output samples from the network are used to roughly ensure that the real number property has an equal likelihood of being within the output range of the NN and being outside of it (either above or below all NN outputs on the input constraint set). The inequality direction is generated independently and with each direction having an equal probability. This scheme biases the benchmark towards verification problems for which counterexamples exist.

Link <https://github.com/jferlez/TLLVerifyBench>

Commit 199d2c26d0ec456e62906366b694a875a21ff7ef

4.13 ACAS Xu

Networks The ACASXu benchmark consists of ten properties defined over 45 neural networks used to issue turn advisories to aircraft to avoid collisions. The neural networks have 300 neurons arranged in 6 layers, with ReLU activation functions. There are five inputs corresponding to the aircraft states, and five network outputs, where the minimum output is used as the turn advisory the system ultimately produces.

Specifications We use the original 10 properties [37], where properties 1-4 are checked on all 45 networks as was done in later work by the original authors [38]. Properties 5-10 are checked on a single network. The total number of benchmarks is therefore 186. The original verification times ranged from seconds to days—including some benchmark instances that did not finish. This year we used a timeout of around two minutes (116 seconds) for each property, in order to fit within a total maximum runtime of six hours.

4.14 safeNLP

Proposed by Marco Casadio, Ekaterina Komendantskaya, Luca Arnaboldi, Tanvi Dinkar.

Motivation While considerable research has been dedicated to the verification of DNN-based systems in domains such as computer vision, there has been a notable lack of focus on the verification of natural language processing (NLP) systems. This is particularly critical given the rise of conversational agents across various domains, where inaccurate or misleading responses can cause real-world harm. For example, recent EU legislation [45] requires chatbots to disclose their non-human nature when queried, and developers of the chatbots should provide firm, and if possible, formal, guarantees that such disclosure will be given in an accurate manner. Medical assistants give another example where formal guarantees about the conversational agent responses are needed in order to safeguard against chatbots generating harmful medical advice [13]. While some initial work has been done in this area of NLP verification [36, 34, 77, 89, 75, 42, 25, 61, 14], no agreement on commonly accepted benchmarks has been reached in this domain. To address this gap, we introduce safeNLP, the first such benchmark.

Application In [19], we have undertaken a large-scale study of the existing literature on NLP verification, and distilled common patterns among the existing approaches. Usually, given a dataset consisting of sentences divided into classes, Large Language Models (LLMs) are used to embed these sentences into real-vector spaces, after which smaller neural networks are trained to classify the embedded vectors (relative to the originally given classes). For verification, one can generate meaning-preserving sentence perturbations, again embed them into vector spaces, and verify that subspaces that contain the (embeddings of) the perturbed sentences are classified correctly. Also, in line with classical verification pipelines [20], one can use these input subspaces

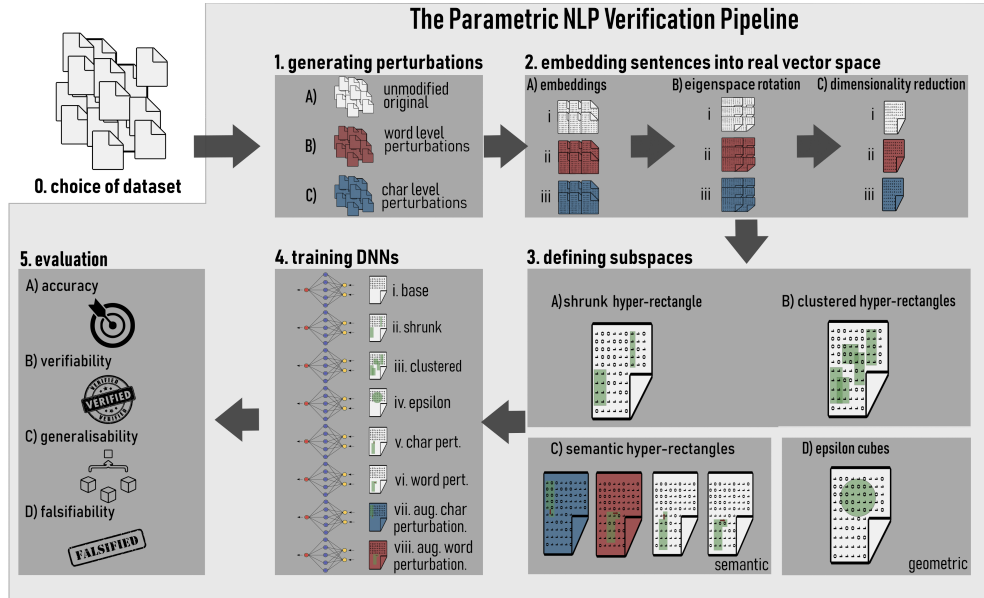


Figure 4: Generic approach to generating the NLP verification pipelines [18, 19] deployed to obtain the safeNLP benchmark.

to train the neural network to be robust on them. The problem was that each of the existing approaches [36, 34, 77, 89, 75, 42, 25, 61, 14] used parts of this pipeline in different ways, which made it difficult to compare or audit the results. In [18, 19], we made a generic implementation of this pipeline, where each of the components of the pipeline is implemented in a modular and transparent way. For example, we can choose and vary embedding functions, training modes, algorithms for sentence perturbations and algorithms for robust training, independently and modularly; as shown in Figure 4. This implementation was used to generate the presented VNNCOMP benchmark.

- *Datasets*: Although there was no clear consensus in [36, 34, 77, 89, 75, 42, 25, 61, 14], the most frequently used dataset in prior works was the IMDB dataset containing film reviews. Its disadvantage is unclear relation to safety critical domains that usually motivate verification efforts. On the other hand, none of the previously used datasets concerned safety-critical applications of NLP. We decided to address this problem, and therefore applied our generic NLP verification pipeline on two safety-critical datasets: R-U-A-Robot [32], which focuses on the chatbot disclosure problem, and Medical [6], which addresses the issue of harmful advice provided by medical chatbots. Both datasets are pre-processed into two classes, positive and negative, to simplify the verification task. For further details on the pre-processing steps and datasets, see [19] and the [benchmark GitHub repository](#).
- *Input Space*: In both datasets, sentences are transformed into fixed-size vector representations, i.e. embeddings, which serve as the inputs to the neural networks. For this VNNCOMP benchmark, we used Sentence-BERT [56].
- *What to Verify*: For each dataset, we generated meaning-preserving sentence perturbations at character and word level as in Moradi et al. [53] and at sentence level with

Vicuna [21]. For each positive sentence in the dataset, the smallest hypercube containing the embeddings of all of its obtained perturbations formed one input subspace for verification. Such subspaces were obtained for all positive sentences from the given data set, and were subject to VNCCOMP verification challenge.

- *A note on broader impact:* Verified models can serve as filters for larger NLP systems: e.g. to screen inputs to ensure they meet safety criteria before being passed on to more complex models.

Networks The safeNLP benchmark includes two neural networks, each corresponding to a different dataset (R-U-A-Robot and Medical). Both networks share the same architecture, consisting of two fully-connected layers. The hidden layer has 128 units with a ReLU activation function, while the output layer has 2 units representing the two classification classes (positive/negative). To enhance the robustness of the networks to the specified safety requirements, they are trained using a custom PGD (Projected Gradient Descent) [51] adversarial training technique. In particular, the PGD attack explores the above-mentioned subspaces of the input space (cf. also Figure 4).

Specifications The benchmark uses hyper-rectangles in the 30-dimensional embedding space as the subspaces of choice, offering a computationally efficient way to define more precise and adaptable regions compared to the traditional ϵ -cubes. The specifications require verifying that, for a given network and hyper-rectangle, every point within the hyper-rectangle is classified as the positive class by the network. To meet time constraints, we randomly select 1,080 such specifications, each linked to one of the two networks and a corresponding hyper-rectangle, with a timeout of 20 seconds per specification.

Link <https://github.com/ANTONIONLP/safeNLP>

4.15 Real-world distribution shifts

Proposed by the Marabou team.

Motivation While robustness against handcrafted perturbations (e.g., norm-bounded) for perception networks are more commonly investigated, robustness against real-world distribution shifts [81] are less studied but of practical interests. This benchmark set contains queries for verifying the latter type of robustness.

Networks The network is a concatenation of a generative model and a MNIST classifier. The generative model is trained to take in an unperturbed image and an embedding of a particular type of distribution shifts in latent space, and produce a perturbed image. The distribution shift captured in this case is the "shear" perturbation.

Specifications The verification task is to certify that a classifier correctly classifies all images in a perturbation set, which is a set of images generated by the generative model given a fixed image and a ball centering the mean perturbations on this image (in the latent space). This mean perturbation is computed by a prior network.

Link <https://github.com/wu-haoze/dist-shift-vnn-comp>

4.16 CORA Benchmark

Proposed by the CORA team.

Motivation The verification of neural networks can be quite slow, i.e., the verification of a single instance can take multiple days – which is often hard to justify, particularly in safety-critical scenarios. To encourage the fast verification of neural networks, our benchmark focuses on the verification time by setting a small timeout and testing three different (adversarial) training techniques that aim to ease the verifiability.

Networks The benchmark consists of one ReLU-neural network architecture (7x250 + ReLU), which was trained on three datasets, (MNIST, SVHN, and CIFAR10), using three different (adversarial) training methods, i.e., standard (point), interval-bound propagation, and set-based. Both interval-bound propagation and set-based training are training methods that improve the robustness of the trained neural network and aim to ease later verification. The neural networks are taken from the first evaluation run of [44]; please refer to [44] for the training details.

Specifications All networks are trained on classification tasks. The goal is to verify that no image within a given input set is incorrectly classified.

Link <https://github.com/kollerlukas/cora-vnncomp2024-benchmark>

4.17 Additional Benchmarks

We have not yet obtained benchmark descriptions for the following benchmarks: Collins Aerospace, CCTSDB, Metaroom, and yolo. We will update the report when these descriptions are available. Artifacts of the benchmarks are available in the repository⁷.

⁷https://github.com/ChristopherBrix/vnncomp2024_benchmarks/tree/main/benchmarks

5 Results

Each tool was run on each of the benchmarks and produced a `csv` result file, that was provided as feedback to the tool authors using the online execution platform. The final `csv` files for each tool as well as scoring scripts are available online: https://github.com/ChristopherBrix/vnncomp2024_results. The results were automatically analyzed to compute scores and create the statistics presented in this section.

Update: Note that the two tools *NeuralSAT* and *CORA* were penalized for instances where they returned the correct result, but in a format that did not match the expected one. We report the updated results in Section *B*.

5.1 Regular Track

The regular track contained all the benchmarks that were voted for by at least half of all participants.

Table 6: Overall Score

#	Tool	Score
1	α - β -CROWN	1200.0
2	PyRAT	1000.8
3	Marabou	751.0
4	nnum	572.5
5	NNV	530.0
6	NeVer2	262.3
7	CORA	251.7
8	NeuralSAT	0

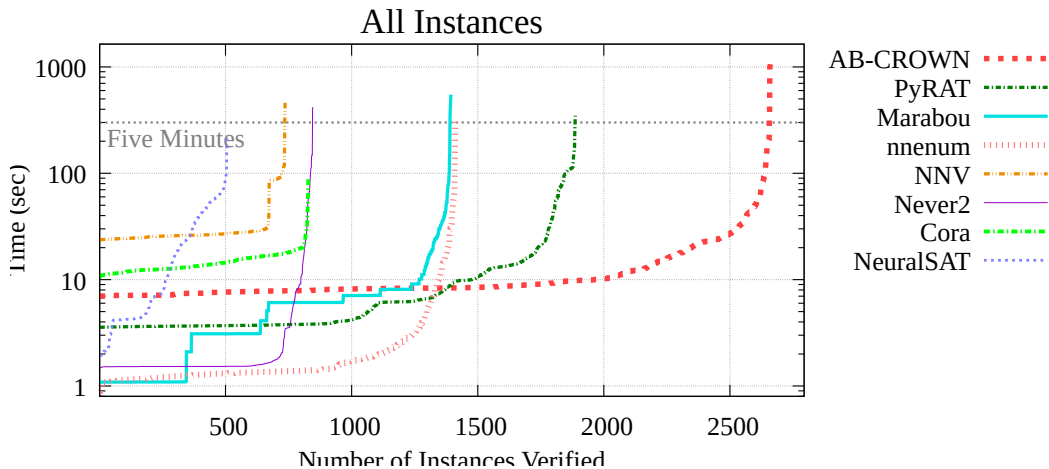


Figure 5: Cactus Plot for All Instances (Regular Track).

5.2 Extended Track

All benchmarks that were voted for by at least one team and did not make it into the regular track were part of the extended track. Every benchmark was voted for at least once, so no benchmark was unscored.

Table 7: Overall Score

#	Tool	Score
1	α - β -CROWN	900.0
2	PyRAT	398.5
3	nnum	72.2
4	NeuralSAT	46.4

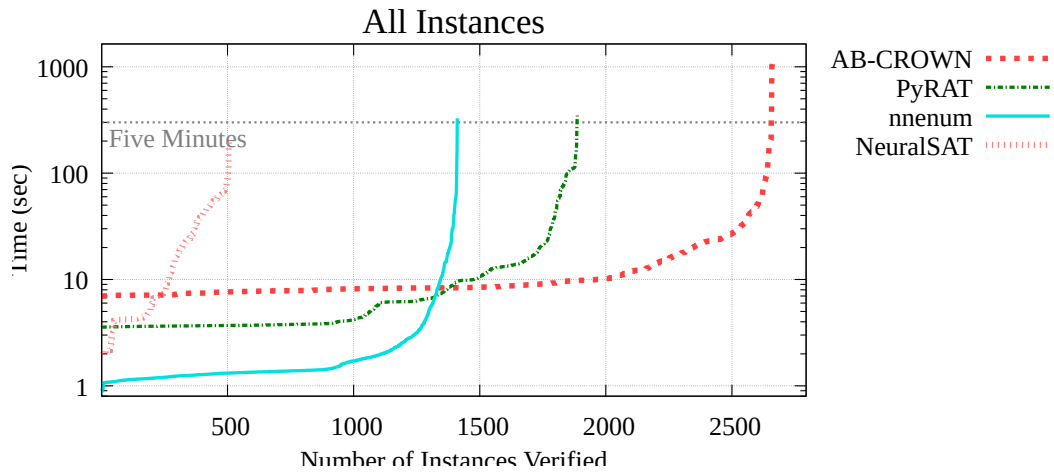


Figure 6: Cactus Plot for All Instances (Extended Track).

5.3 Other Stats

This section presents other statistics related to the measurements that are interesting but did not play a direct role in scoring this year. The results reflect the tool performance on the regular track.

Table 8: Overhead

#	Tool	Seconds
1	NeuralSAT	0.3
2	nenum	0.9
3	Marabou	1.1
4	NeVer2	1.5
5	PyRAT	3.5
6	α - β -CROWN	7.0
7	CORA	9.9
8	NNV	23.5

Table 9: Num Benchmarks Participated

#	Tool	Count
1	PyRAT	12
2	Marabou	12
3	α - β -CROWN	12
4	nenum	9
5	NNV	9
6	NeuralSAT	8
7	CORA	8
8	NeVer2	4

Table 10: Num Instances Verified

#	Tool	Count
1	α - β -CROWN	2285
2	PyRAT	1760
3	nenum	1398
4	Marabou	1394
5	NeVer2	848
6	CORA	828
7	NNV	736
8	NeuralSAT	489

Table 11: Num SAT

#	Tool	Count
1	α - β -CROWN	993
2	PyRAT	890
3	menum	755
4	Marabou	704
5	NeVer2	526
6	CORA	327
7	NNV	308

Table 12: Num UNSAT

#	Tool	Count
1	α - β -CROWN	1292
2	PyRAT	870
3	Marabou	690
4	menum	643
5	CORA	501
6	NeuralSAT	489
7	NNV	428
8	NeVer2	322

6 Conclusion and Ideas for Future Competitions

This report summarizes the 5th Verification of Neural Networks Competition (VNN-COMP), held in 2024. While we observed a significant increase in the diversity, complexity, and scale of the proposed benchmarks, the best-performing tools seem to converge to GPU-enabled linear bound propagation methods using a branch-and-bound framework. In addition to the standardization of input formats (`onnx` and `vnnlib`) and evaluation hardware, introduced for VNN-COMP 2021, VNN-COMP 2024 also continued the standardized format for counter-examples and fully automated evaluation pipeline introduced in VNN-COMP 2022, requiring authors to provide complete installation scripts. We hope that this increased standardization and automatization does not only simplify the evaluation during the competition but also enables practitioners and researchers to more easily apply a range of state-of-the-art verification methods to their individual problems.

VNN-COMP 2024, successfully implemented a range of improvement opportunities identified during the previous iteration. These included requiring witnesses of found counter-examples to disambiguate tool disagreement, increasing automatization to enable a smoother final evaluation, and making a broader range of AWS instances available to allow for a better fit with tools' requirements. However, some issues were identified in the evaluation particularly with respect to clarity of some output formats and parsing for computing scores, and further improvements will be made to avoid such issues in the future. Further ideas for future competitions include the

Table 13: Incorrect Results (or Missing CE)

#	Tool	Count
1	Marabou	403
2	NeuralSAT	281
3	CORA	101
4	mnenum	2

use of scored benchmarks specifically designed for year-on-year progress tracking, the reduction of tool tuning, a batch-processing mode, and more rigorous soundness evaluation.

Acknowledgements

The 2024 competition was supported by CEA-List, which provided funds for computation costs.

Additionally, this research was supported in part by the Air Force Research Laboratory Information Directorate, through the Air Force Office of Scientific Research Summer Faculty Fellowship Program, Contract Numbers FA8750-15-3-6003, FA9550-15-0001 and FA9550-20-F-0005. This material is based upon work supported by the Air Force Office of Scientific Research under award numbers FA9550-19-1-0288, FA9550-21-1-0121, and FA9550-22-1-0019, the National Science Foundation (NSF) under grant numbers 2107035, 2220401, 2220418, 2220426, and 2238133, and the Defense Advanced Research Projects Agency (DARPA) Assured Neuro Symbolic Learning and Reasoning (ANSR) programs through contract number and FA8750-23-C-0518. Any opinions, findings, and conclusions or recommendations expressed in this material are those of the author(s) and do not necessarily reflect the views of the United States Air Force, DARPA, nor NSF.

Tool and benchmark authors listed in Section 3 and Section 4 participated in the preparation and review of this report.

References

- [1] Belgian Traffic Sign Database. <https://www.kaggle.com/datasets/shazaelmorsh/trafficsigns>. Accessed: March 25th, 2023.
- [2] Chinese Traffic Sign Database. <https://www.kaggle.com/datasets/dmitryemelyanov/chinese-traffic-signs>. Accessed: March 25th, 2023.
- [3] CORA: A Tool for Continuous Reachability Analysis . <https://https://cora.in.tum.de//>. Accessed: October 15th, 2024.
- [4] German Traffic Sign Recognition Benchmark. <https://www.kaggle.com/datasets/meowmeowmeowmeowmeow/gtsrb-german-traffic-sign?datasetId=82373&language=Python>. Accessed: March 25th, 2023.
- [5] PyRAT Analyzer website. <https://pyrat-analyzer.com/>. Accessed: December 20th, 2024.
- [6] Gavin Abercrombie and Verena Rieser. Risk-graded safety for handling medical queries in conversational ai. In *Proceedings of the 2nd Conference of the Asia-Pacific Chapter of the Association for Computational Linguistics and the 12th International Joint Conference on Natural Language Processing*, pages 234–243, 2022.
- [7] Matthias Althoff. An introduction to CORA 2015. In *Proc. of the Workshop on Applied Verification for Continuous and Hybrid Systems (ARCH)*, pages 120–151, 2015.
- [8] Ali ArjomandBigdeli, Andrew Mata, and Stanley Bak. *Verification of Neural Network Control Systems in Continuous Time*, page 100–115. Springer Nature Switzerland, 2024.
- [9] Stanley Bak. Execution-guided overapproximation (ego) for improving scalability of neural network verification, 2020.
- [10] Stanley Bak. nenum: Verification of relu neural networks with optimized abstraction refinement. In *NASA Formal Methods Symposium*, pages 19–36. Springer, 2021.
- [11] Stanley Bak, Changliu Liu, and Taylor Johnson. The second international verification of neural networks competition (vnn-comp 2021): Summary and results, 2021.
- [12] Stanley Bak, Hoang-Dung Tran, Kerianne Hobbs, and Taylor T. Johnson. Improved geometric path enumeration for verifying ReLU neural networks. In *32nd International Conference on Computer-Aided Verification (CAV)*, July 2020.
- [13] Timothy W Bickmore, Ha Trinh, Stefan Olafsson, Teresa K O’Leary, Reza Asadi, Nathaniel M Rickles, and Ricardo Cruz. Patient and consumer safety risks when using conversational assistants for medical information: an observational study of siri, alexa, and google assistant. *Journal of medical Internet research*, 20(9):e11510, 2018.
- [14] Gregory Bonaert, Dimitar I Dimitrov, Maximilian Baader, and Martin Vechev. Fast and precise certification of transformers. In *Proceedings of the 42nd ACM SIGPLAN International Conference on Programming Language Design and Implementation*, pages 466–481, 2021.
- [15] Christopher Brix, Stanley Bak, Changliu Liu, and Taylor T. Johnson. The fourth international verification of neural networks competition (vnn-comp 2023): Summary and results. 2023.
- [16] Christopher Brix, Mark Niklas Müller, Stanley Bak, Taylor T. Johnson, and Changliu Liu. First three years of the international verification of neural networks competition (vnn-comp), 2023.
- [17] Rudy Bunel, Ilker Turkaslan, Philip HS Torr, Pushmeet Kohli, and M Pawan Kumar. A unified view of piecewise linear neural network verification. *Advances in Neural Information Processing Systems*, 2018.
- [18] Marco Casadio, Luca Arnaboldi, Matthew L Daggitt, Omri Isac, Tanvi Dinkar, Daniel Kienitz, Verena Rieser, and Ekaterina Komendantskaya. Antonio: Towards a systematic method for generating nlp benchmarks for verification. In *Proceedings of the 6th Workshop on Formal*, volume 16, pages 59–70, 2023.
- [19] Marco Casadio, Tanvi Dinkar, Ekaterina Komendantskaya, Luca Arnaboldi, Omri Isac, Matthew L Daggitt, Guy Katz, Verena Rieser, and Oliver Lemon. Nlp verification: Towards a general method-

- ology for certifying robustness. *arXiv preprint arXiv:2403.10144*, 2024.
- [20] Marco Casadio, Ekaterina Komendantskaya, Matthew L. Daggitt, Wen Kokke, Guy Katz, Guy Amir, and Idan Refaeli. Neural network robustness as a verification property: A principled case study. In Sharon Shoham and Yakir Vizel, editors, *Computer Aided Verification - 34th International Conference, CAV 2022, Haifa, Israel, August 7-10, 2022, Proceedings, Part I*, volume 13371 of *Lecture Notes in Computer Science*, pages 219–231. Springer, 2022.
 - [21] Wei-Lin Chiang, Zhuohan Li, Zi Lin, Ying Sheng, Zhanghao Wu, Hao Zhang, Lianmin Zheng, Siyuan Zhuang, Yonghao Zhuang, Joseph E. Gonzalez, Ion Stoica, and Eric P. Xing. Vicuna: An open-source chatbot impressing gpt-4 with 90%* chatgpt quality, March 2023.
 - [22] Stefano Demarchi, Dario Guidotti, Luca Pulina, and Armando Tacchella. Supporting standardization of neural networks verification with vnnlib and coconet. In Nina Narodytska, Guy Amir, Guy Katz, and Omri Isac, editors, *Proceedings of the 6th Workshop on Formal Methods for ML-Enabled Autonomous Systems*, volume 16 of *Kalpa Publications in Computing*, pages 47–58. EasyChair, 2023.
 - [23] Stefano Demarchi, Dario Guidotti, Luca Pulina, and Armando Tacchella. Never2: Learning and verification of neural networks. *Soft Computing*, 2024.
 - [24] Alexey Dosovitskiy, Lucas Beyer, Alexander Kolesnikov, Dirk Weissenborn, Xiaohua Zhai, Thomas Unterthiner, Mostafa Dehghani, Matthias Minderer, Georg Heigold, Sylvain Gelly, et al. An image is worth 16x16 words: Transformers for image recognition at scale. In *International Conference on Learning Representations*, 2020.
 - [25] Tianyu Du, Shouling Ji, Lujia Shen, Yao Zhang, Jinfeng Li, Jie Shi, Chengfang Fang, Jianwei Yin, Raheem Beyah, and Ting Wang. Cert-rnn: Towards certifying the robustness of recurrent neural networks. *CCS*, 21(2021):15–19, 2021.
 - [26] Hai Duong, Linhan Li, ThanhVu Nguyen, and Matthew Dwyer. A DPLL(T) Framework for Verifying Deep Neural Networks, 2023. arXiv, 25 pages.
 - [27] Hai Duong, Dong Xu, ThanhVu Nguyen, and Matthew B Dwyer. Harnessing neuron stability to improve dnn verification. *Proceedings of the ACM on Software Engineering*, 1(FSE):859–881, 2024.
 - [28] Serge Durand, Augustin Lemesle, Zakaria Chihani, Caterina Urban, and François Terrier. Reciph: Relational coefficients for input partitioning heuristic. In *1st Workshop on Formal Verification of Machine Learning (WFVML 2022)*, 2022.
 - [29] EASA and Collins Aerospace. Formal Methods use for Learning Assurance (ForMuLA). Technical report, April 2023.
 - [30] James Ferlez, Haitham Khedr, and Yasser Shoukry. Fast BATLLNN: fast box analysis of two-level lattice neural networks. In Ezio Bartocci and Sylvie Putot, editors, *HSCC '22: 25th ACM International Conference on Hybrid Systems: Computation and Control, Milan, Italy, May 4 - 6, 2022*, pages 23:1–23:11. ACM, 2022.
 - [31] Sven Gowal, Krishnamurthy Dvijotham, Robert Stanforth, Rudy Bunel, Chongli Qin, Jonathan Uesato, Relja Arandjelovic, Timothy Mann, and Pushmeet Kohli. On the effectiveness of interval bound propagation for training verifiably robust models. *arXiv preprint arXiv:1810.12715*, 2018.
 - [32] David Gros, Yu Li, and Zhou Yu. The rua-robot dataset: Helping avoid chatbot deception by detecting user questions about human or non-human identity. In *Proceedings of the 59th Annual Meeting of the Association for Computational Linguistics and the 11th International Joint Conference on Natural Language Processing (Volume 1: Long Papers)*, pages 6999–7013, 2021.
 - [33] Dario Guidotti, Luca Pulina, and Armando Tacchella. pynever: A framework for learning and verification of neural networks. In *Automated Technology for Verification and Analysis: 19th International Symposium, ATVA 2021, Gold Coast, QLD, Australia, October 18–22, 2021, Proceedings 19*, pages 357–363. Springer, 2021.
 - [34] Po-Sen Huang, Robert Stanforth, Johannes Welbl, Chris Dyer, Dani Yogatama, Sven Gowal, Krishnamurthy Dvijotham, and Pushmeet Kohli. Achieving verified robustness to symbol sub-

- stitutions via interval bound propagation. In *Proceedings of the 2019 Conference on Empirical Methods in Natural Language Processing and the 9th International Joint Conference on Natural Language Processing (EMNLP-IJCNLP)*, pages 4083–4093, 2019.
- [35] Itay Hubara, Matthieu Courbariaux, Daniel Soudry, Ran El-Yaniv, and Yoshua Bengio. Binarized Neural Networks. *Advances in Neural Information Processing Systems*, 29, 2016.
- [36] Robin Jia, Aditi Raghunathan, Kerem Göksel, and Percy Liang. Certified robustness to adversarial word substitutions. In *Proceedings of the 2019 Conference on Empirical Methods in Natural Language Processing and the 9th International Joint Conference on Natural Language Processing (EMNLP-IJCNLP)*, pages 4129–4142, 2019.
- [37] Guy Katz, Clark Barrett, David L Dill, Kyle Julian, and Mykel J Kochenderfer. Reluplex: An efficient smt solver for verifying deep neural networks. In *International Conference on Computer Aided Verification*, pages 97–117. Springer, 2017.
- [38] Guy Katz, Derek A Huang, Duligur Ibeling, Kyle Julian, Christopher Lazarus, Rachel Lim, Parth Shah, Shantanu Thakoor, Haoze Wu, Aleksandar Zeljić, et al. The marabou framework for verification and analysis of deep neural networks. In *International Conference on Computer Aided Verification*, pages 443–452. Springer, 2019.
- [39] Sydney M. Katz, Anthony L. Corso, Christopher A. Strong, and Mykel J. Kochenderfer. Verification of image-based neural network controllers using generative models, 2021.
- [40] Dmitrii Kirov and Simone Fulvio Rollini. Benchmark: remaining useful life predictor for aircraft equipment. In *International Conference on Bridging the Gap between AI and Reality*, pages 299–304. Springer, 2023.
- [41] Dmitrii Kirov, Simone Fulvio Rollini, Luigi Di Guglielmo, and Darren Cofer. Formal verification of a neural network based prognostics system for aircraft equipment. In *International Conference on Bridging the Gap between AI and Reality*, pages 225–240. Springer, 2023.
- [42] Ching-Yun Ko, Zhaoyang Lyu, Lily Weng, Luca Daniel, Ngai Wong, and Dahua Lin. Popqorn: Quantifying robustness of recurrent neural networks. In *International Conference on Machine Learning*, pages 3468–3477. PMLR, 2019.
- [43] Niklas Kochdumper, Christian Schilling, Matthias Althoff, and Stanley Bak. Open- and closed-loop neural network verification using polynomial zonotopes. In *NASA Formal Methods*, pages 16–36, 2023.
- [44] Lukas Koller, Tobias Ladner, and Matthias Althoff. Set-based training for neural network verification. *arXiv preprint arXiv:2401.14961*, 2024.
- [45] Mauritz Kop. Eu artificial intelligence act: The european approach to ai, 2021.
- [46] Tim Kraska, Alex Beutel, Ed H Chi, Jeffrey Dean, and Neoklis Polyzotis. The case for learned index structures. In *Proceedings of the 2018 International Conference on Management of Data*, 2018.
- [47] Tobias Ladner and Matthias Althoff. Automatic abstraction refinement in neural network verification using sensitivity analysis. In *Proc. of the Int. Conf. on Hybrid Systems: Computation and Control (HSCC)*, pages 1–13, 2023.
- [48] Augustin Lemesle, Julien Lehmann, and Le Gall Tristan. Neural Network Verification with PyRAT. *arXiv preprint arXiv:2410.23903*, 2024.
- [49] Diego Manzananas Lopez, Sung Woo Choi, Hoang-Dung Tran, and Taylor T. Johnson. NNV 2.0: The neural network verification tool. In *35th International Conference on Computer-Aided Verification (CAV)*, July 2023.
- [50] Aleksander Madry, Aleksandar Makelov, Ludwig Schmidt, Dimitris Tsipras, and Adrian Vladu. Towards deep learning models resistant to adversarial attacks. *arXiv preprint arXiv:1706.06083*, 2017.
- [51] Aleksander Madry, Aleksandar Makelov, Ludwig Schmidt, Dimitris Tsipras, and Adrian Vladu. Towards deep learning models resistant to adversarial attacks. In *International Conference on Learning Representations*, 2018.

- [52] Diego Manzananas Lopez, Patrick Musau, Nathaniel Hamilton, and Taylor Johnson. Reachability analysis of a general class of neural ordinary differential equation. In *Proceedings of the 20th International Conference on Formal Modeling and Analysis of Timed Systems (FORMATS 2022), Co-Located with CONCUR, FMICS, and QEST as part of CONFEST 2022.*, Warsaw, Poland, September 2022.
- [53] Milad Moradi and Matthias Samwald. Evaluating the robustness of neural language models to input perturbations. In *Proceedings of the 2021 Conference on Empirical Methods in Natural Language Processing*, pages 1558–1570, 2021.
- [54] Mark Niklas Müller, Christopher Brix, Stanley Bak, Changliu Liu, and Taylor T Johnson. The third international verification of neural networks competition (vnn-comp 2022): Summary and results. *arXiv preprint arXiv:2212.10376*, 2022.
- [55] Andreea Postovan and Mădălina Eraşcu. Architecturing binarized neural networks for traffic sign recognition. *arXiv preprint arXiv:2303.15005*, 2023.
- [56] Nils Reimers and Iryna Gurevych. Sentence-BERT: Sentence embeddings using Siamese BERT-networks. In *Proceedings of the 2019 Conference on Empirical Methods in Natural Language Processing and the 9th International Joint Conference on Natural Language Processing (EMNLP-IJCNLP)*, pages 3982–3992, Hong Kong, China, November 2019. Association for Computational Linguistics.
- [57] Zhouxing Shi, Cho-Jui Hsieh, and Huan Zhang. Certified training with branch-and-bound: A case study on lyapunov-stable neural control. *arXiv preprint arXiv:2411.18235*, 2024.
- [58] Zhouxing Shi, Qirui Jin, Zico Kolter, Suman Jana, Cho-Jui Hsieh, and Huan Zhang. Neural network verification with branch-and-bound for general nonlinearities. *arXiv preprint arXiv:2405.21063*, 2024.
- [59] Zhouxing Shi, Yihan Wang, Huan Zhang, Jinfeng Yi, and Cho-Jui Hsieh. Fast certified robust training with short warmup. *Advances in Neural Information Processing Systems*, 34:18335–18349, 2021.
- [60] Zhouxing Shi, Huan Zhang, Kai-Wei Chang, Minlie Huang, and Cho-Jui Hsieh. Robustness verification for transformers. In *International Conference on Learning Representations*, 2019.
- [61] Zhouxing Shi, Huan Zhang, Kai-Wei Chang, Minlie Huang, and Cho-Jui Hsieh. Robustness verification for transformers, 2020.
- [62] Karen Simonyan and Andrew Zisserman. Very deep convolutional networks for large-scale image recognition. *arXiv preprint arXiv:1409.1556*, 2014.
- [63] Gagandeep Singh, Timon Gehr, Markus Püschel, and Martin T. Vechev. An abstract domain for certifying neural networks. *Proc. ACM Program. Lang.*, 3(POPL):41:1–41:30, 2019.
- [64] Christian Szegedy, Wojciech Zaremba, Ilya Sutskever, Joan Bruna, Dumitru Erhan, Ian Goodfellow, and Rob Fergus. Intriguing Properties of Neural Networks. *arXiv preprint arXiv:1312.6199*, 2013.
- [65] Vincent Tjeng, Kai Y. Xiao, and Russ Tedrake. Evaluating robustness of neural networks with mixed integer programming. In *ICLR*, 2019.
- [66] H. D. Tran, N. Pal, D. Lopez, P. Musau, X. Yang, W. Xiang L. Nguyen, S. Bak, , and T. T. Johnson. Verification of piecewise deep neural networks: A star set approach with zonotope pre-filter. *Formal aspects of computing*, 2021.
- [67] Hoang-Dung Tran, Stanley Bak, Weiming Xiang, and Taylor T. Johnson. Verification of deep convolutional neural networks using imagestars. In *32nd International Conference on Computer-Aided Verification (CAV)*. Springer, July 2020.
- [68] Hoang-Dung Tran, Feiyang Cei, Diego Manzananas Lopez, Taylor T. Johnson, and Xenofon Koutsoukos. Safety verification of cyber-physical systems with reinforcement learning control. In *ACM SIGBED International Conference on Embedded Software (EMSOFT'19)*. ACM, October 2019.
- [69] Hoang Dung Tran, SungWoo Choi, Tomoya Yamaguchi, Bardh Hoxha, and Danil Prokhorov. Verification of recurrent neural networks using star reachability. In *The 26th ACM International*

- Conference on Hybrid Systems: Computation and Control (HSCC)*, May 2023.
- [70] Hoang-Dung Tran, Patrick Musau, Diego Manzananas Lopez, Xiaodong Yang, Luan Viet Nguyen, Weiming Xiang, and Taylor T. Johnson. Star-based reachability analysis for deep neural networks. In *23rd International Symposium on Formal Methods (FM'19)*. Springer International Publishing, October 2019.
 - [71] Hoang-Dung Tran, Neelanjana Pal, Patrick Musau, Xiaodong Yang, Nathaniel P. Hamilton, Diego Manzananas Lopez, Stanley Bak, and Taylor T. Johnson. Robustness verification of semantic segmentation neural networks using relaxed reachability. In *33rd International Conference on Computer-Aided Verification (CAV)*. Springer, July 2021.
 - [72] Hoang-Dung Tran, Xiaodong Yang, Diego Manzananas Lopez, Patrick Musau, Luan Viet Nguyen, Weiming Xiang, Stanley Bak, and Taylor T. Johnson. NNV: The neural network verification tool for deep neural networks and learning-enabled cyber-physical systems. In *32nd International Conference on Computer-Aided Verification (CAV)*, July 2020.
 - [73] Ashish Vaswani, Noam Shazeer, Niki Parmar, Jakob Uszkoreit, Llion Jones, Aidan N Gomez, Lukasz Kaiser, and Illia Polosukhin. Attention is all you need. *Advances in neural information processing systems*, 30, 2017.
 - [74] Shiqi Wang, Huan Zhang, Kaidi Xu, Xue Lin, Suman Jana, Cho-Jui Hsieh, and Zico Kolter. Beta-CROWN: Efficient bound propagation with per-neuron split constraints for complete and incomplete neural network verification. *arXiv preprint arXiv:2103.06624*, 2021.
 - [75] Yibin Wang, Yichen Yang, Di He, and Kun He. Robustness-aware word embedding improves certified robustness to adversarial word substitutions. In *Findings of the Association for Computational Linguistics: ACL 2023*, pages 673–687, 2023.
 - [76] Dennis Wei, Haoze Wu, Min Wu, Pin-Yu Chen, Clark Barrett, and Eitan Farchi. Convex bounds on the softmax function with applications to robustness verification. In *International Conference on Artificial Intelligence and Statistics*, pages 6853–6878. PMLR, 2023.
 - [77] Johannes Welbl, Po-Sen Huang, Robert Stanforth, Sven Gowal, Krishnamurthy Dj Dvijotham, Martin Szummer, and Pushmeet Kohli. Towards verified robustness under text deletion interventions. 2020.
 - [78] Haoze Wu, Clark Barrett, Mahmood Sharif, Nina Narodytska, and Gagandeep Singh. Scalable verification of gnn-based job schedulers. 6(OOPSLA2), oct 2022.
 - [79] Haoze Wu, Omri Isac, Aleksandar Zeljić, Teruhiro Tagomori, Matthew Daggitt, Wen Kokke, Idan Refaeli, Guy Amir, Kyle Julian, Shahaf Bassan, et al. Marabou 2.0: a versatile formal analyzer of neural networks. In *International Conference on Computer Aided Verification*, pages 249–264. Springer, 2024.
 - [80] Haoze Wu, Alex Ozdemir, Aleksandar Zeljic, Kyle Julian, Ahmed Irfan, Divya Gopinath, Sadjad Fouladi, Guy Katz, Corina Pasareanu, and Clark Barrett. Parallelization techniques for verifying neural networks. In *# PLACEHOLDER_PARENT_METADATA_VALUE#*, volume 1, pages 128–137. TU Wien Academic Press, 2020.
 - [81] Haoze Wu, Teruhiro Tagomori, Alexander Robey, Fengjun Yang, Nikolai Matni, George Pappas, Hamed Hassani, Corina Pasareanu, and Clark Barrett. Toward certified robustness against real-world distribution shifts. *arXiv preprint arXiv:2206.03669*, 2022.
 - [82] Haoze Wu, Aleksandar Zeljić, Guy Katz, and Clark Barrett. Efficient neural network analysis with sum-of-infeasibilities. In *International Conference on Tools and Algorithms for the Construction and Analysis of Systems*, pages 143–163. Springer, 2022.
 - [83] Kaidi Xu, Zhouxing Shi, Huan Zhang, Yihan Wang, Kai-Wei Chang, Minlie Huang, Bhavya Kaillkhura, Xue Lin, and Cho-Jui Hsieh. Automatic perturbation analysis for scalable certified robustness and beyond. *Advances in Neural Information Processing Systems*, 33, 2020.
 - [84] Kaidi Xu, Huan Zhang, Shiqi Wang, Yihan Wang, Suman Jana, Xue Lin, and Cho-Jui Hsieh. Fast and Complete: Enabling complete neural network verification with rapid and massively parallel incomplete verifiers. In *International Conference on Learning Representations*, 2021.

- [85] Lujie Yang, Hongkai Dai, Zhouxing Shi, Cho-Jui Hsieh, Russ Tedrake, and Huan Zhang. Lyapunov-stable neural control for state and output feedback: A novel formulation. In *Forty-first International Conference on Machine Learning*, 2024.
- [86] Huan Zhang*, Shiqi Wang*, Kaidi Xu*, Linyi Li, Bo Li, Suman Jana, Cho-Jui Hsieh, and J Zico Kolter. General cutting planes for bound-propagation-based neural network verification. *Advances in Neural Information Processing Systems (NeurIPS)*, 2022.
- [87] Huan Zhang, Tsui-Wei Weng, Pin-Yu Chen, Cho-Jui Hsieh, and Luca Daniel. Efficient neural network robustness certification with general activation functions. *Advances in Neural Information Processing Systems*, 31:4939–4948, 2018.
- [88] Jianming Zhang, Wei Wang, Chaoquan Lu, Jin Wang, and Arun Kumar Sangaiah. Lightweight Deep Network for Traffic Sign Classification. *Annals of Telecommunications*, 75:369–379, 2020.
- [89] Yuhao Zhang, Aws Albarghouthi, and Loris D’Antoni. Certified robustness to programmable transformations in lstms. In *Proceedings of the 2021 Conference on Empirical Methods in Natural Language Processing*, pages 1068–1083, 2021.
- [90] Duo Zhou, Christopher Brix, Grani A Hanasusanto, and Huan Zhang. Scalable neural network verification with branch-and-bound inferred cutting planes. In *The Thirty-eighth Annual Conference on Neural Information Processing Systems*, 2024.
- [91] Xingjian Zhou, Hongji Xu, Andy Xu, Zhouxing Shi, Cho-Jui Hsieh, and Huan Zhang. Testing neural network verifiers: A soundness benchmark with hidden counterexamples. *arXiv preprint arXiv:2412.03154*, 2024.

A Detailed Results

In this section, we provide more fine-grained results.

A.1 Regular Track

Table 14: Benchmark 2024-acasxu-2023

#	Tool	Verified	Falsified	Fastest	Penalty Points	Score	Solved
1	α - β -CROWN	139	47	0	0	1860	100.0%
2	nenum	139	46	0	0	1850	99.5%
3	PyRAT	137	47	0	0	1840	98.9%
4	Marabou	134	45	0	1	1640	96.2%
5	NeVer2	121	40	0	0	1610	86.6%
6	NNV	70	27	0	0	970	52.2%
7	CORA	134	7	0	36	-3990	75.8%
8	NeuralSAT	138	0	0	46	-5520	74.2%

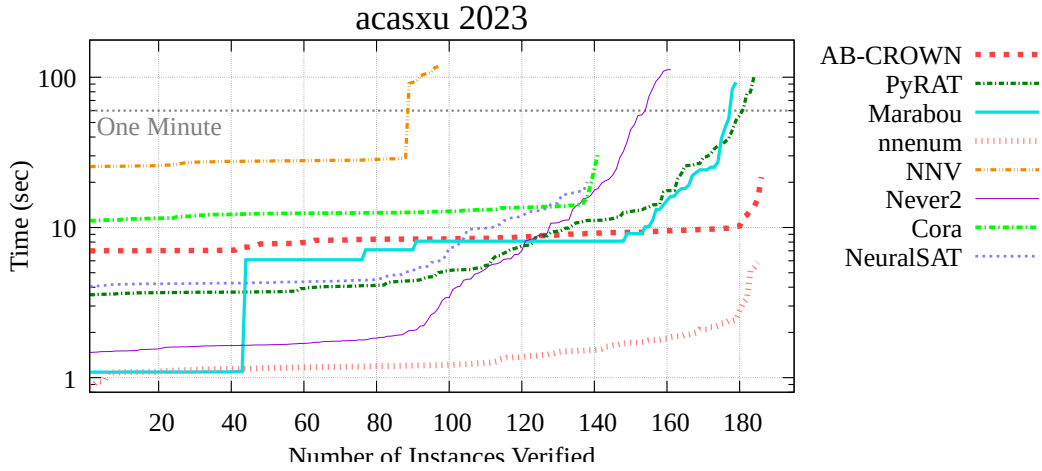


Figure 7: Cactus Plot for acasxu 2023.

Table 15: Benchmark 2024-cgan-2023

#	Tool	Verified	Falsified	Fastest	Penalty Points	Score	Solved
1	PyRAT	8	13	0	0	210	100.0%
2	α - β -CROWN	8	13	0	0	210	100.0%
3	nenum	6	11	0	0	170	81.0%
4	NNV	6	11	0	0	170	81.0%
5	Marabou	0	13	0	0	130	61.9%
6	NeuralSAT	8	0	0	11	-1570	38.1%

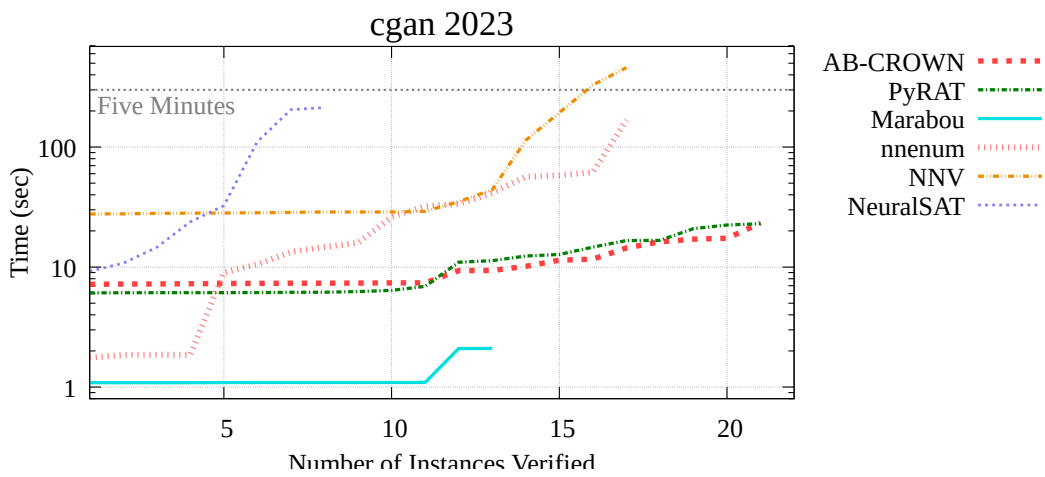


Figure 8: Cactus Plot for cgan 2023.

Table 16: Benchmark 2024-cifar100

#	Tool	Verified	Falsified	Fastest	Penalty Points	Score	Solved
1	α - β -CROWN	117	32	0	0	1490	100.0 74.5%
2	PyRAT	67	25	0	0	920	61.7 46.0%
3	Marabou	0	30	0	0	300	20.1 15.0%
4	NeuralSAT	89	0	0	23	-2560	0 44.5%

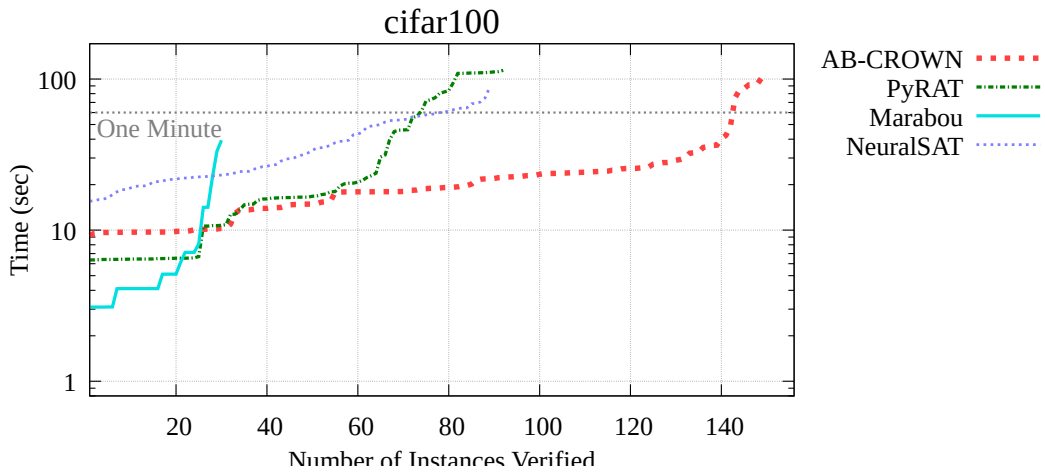


Figure 9: Cactus Plot for cifar100.

Table 17: Benchmark 2024-collins-rul-cnn-2023

#	Tool	Verified	Falsified	Fastest	Penalty	Points	Score	Solved
1	nenum	30	32	0	0	620	100.0	100.0%
2	NNV	30	32	0	0	620	100.0	100.0%
3	Marabou	30	32	0	0	620	100.0	100.0%
4	α - β -CROWN	30	32	0	0	620	100.0	100.0%
5	PyRAT	30	28	0	0	580	93.5	93.5%
6	CORA	0	19	0	11	-1460	0	30.6%
7	NeuralSAT	30	0	0	32	-4500	0	48.4%

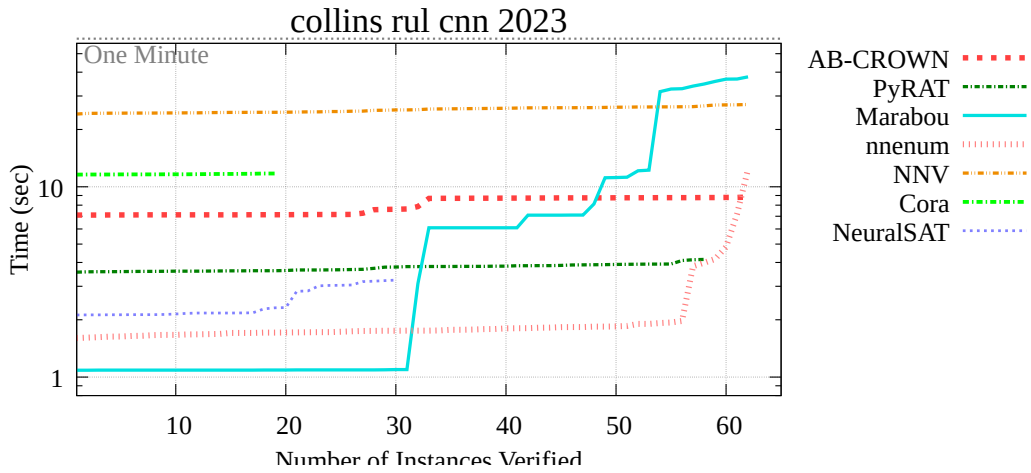


Figure 10: Cactus Plot for collins rul cnn 2023.

Table 18: Benchmark 2024-cora

#	Tool	Verified	Falsified	Fastest	Penalty	Points	Score	Solved
1	α - β -CROWN	24	134	0	0	1580	100.0	87.8%
2	Marabou	22	134	0	0	1560	98.7	86.7%
3	PyRAT	22	128	0	0	1500	94.9	83.3%
4	NNV	15	47	0	0	620	39.2	34.4%
5	NeVer2	17	11	0	0	280	17.7	15.6%
6	nenum	20	6	0	0	260	16.5	14.4%
7	CORA	21	5	0	54	-7840	0	14.4%
8	NeuralSAT	23	0	0	134	-19870	0	12.8%

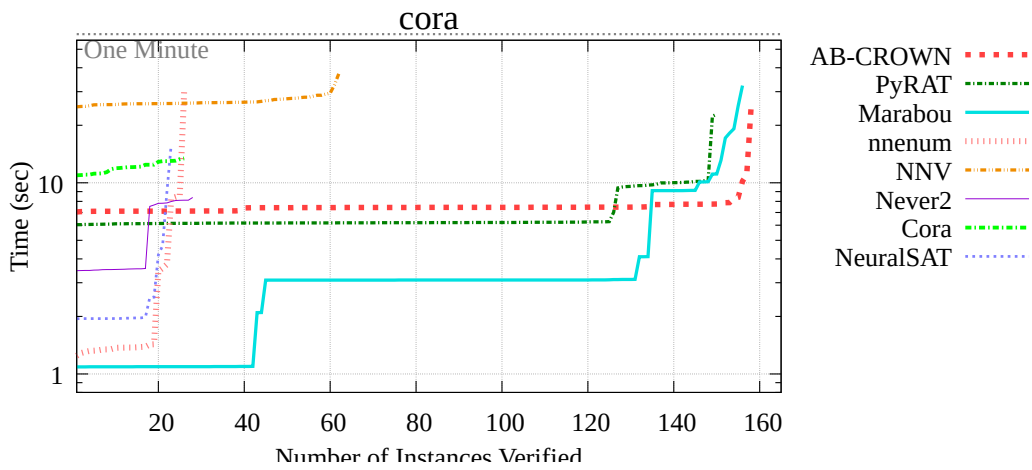


Figure 11: Cactus Plot for cora.

Table 19: Benchmark 2024-dist-shift-2023

#	Tool	Verified	Falsified	Fastest	Penalty	Points	Score	Solved
1	PyRAT	63	8	0	0	710	100.0	98.6%
2	CORA	63	8	0	0	710	100.0	98.6%
3	α - β -CROWN	63	8	0	0	710	100.0	98.6%
4	Marabou	62	7	0	0	690	97.2	95.8%
5	NNV	51	5	0	0	560	78.9	77.8%

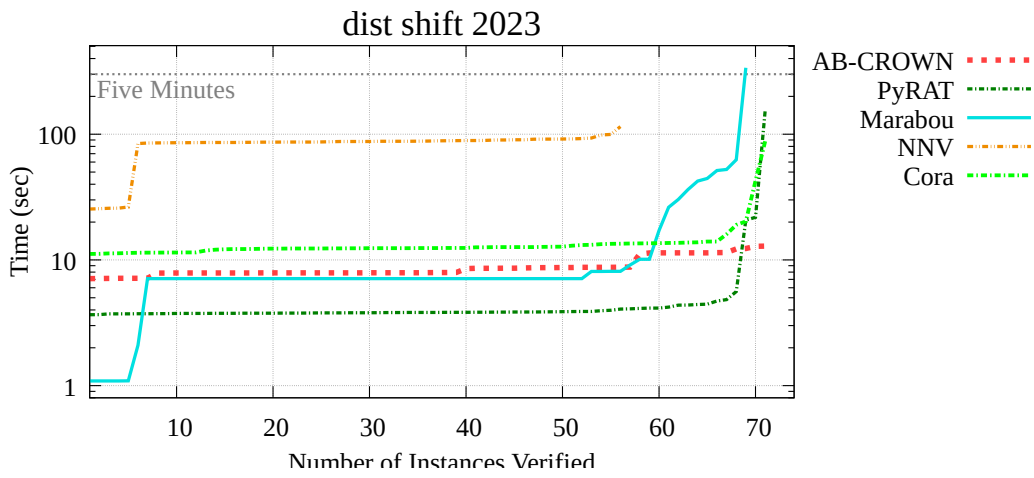


Figure 12: Cactus Plot for dist shift 2023.

Table 20: Benchmark 2024-linearizenn

#	Tool	Verified	Falsified	Fastest	Penalty Points	Score	Solved
1	PyRAT	59	1	0	0	600	100.0%
2	Marabou	59	1	0	0	600	100.0%
3	α - β -CROWN	59	1	0	0	600	100.0%
4	nenum	59	0	0	1	440	73.3%

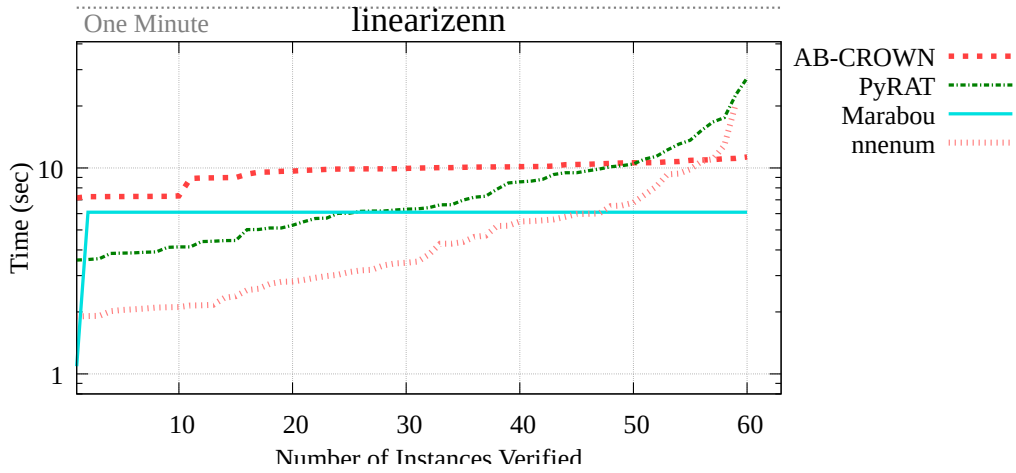


Figure 13: Cactus Plot for linearizenn.

Table 21: Benchmark 2024-metaroom-2023

#	Tool	Verified	Falsified	Fastest	Penalty	Points	Score	Solved
1	α - β -CROWN	91	7	0	0	980	100.0	98.0%
2	PyRAT	91	6	0	0	970	99.0	97.0%
3	NNV	90	2	0	0	920	93.9	92.0%
4	Marabou	46	7	0	0	530	54.1	53.0%
5	nnenum	44	2	0	0	460	46.9	46.0%
6	NeuralSAT	91	0	0	7	-140	0	91.0%

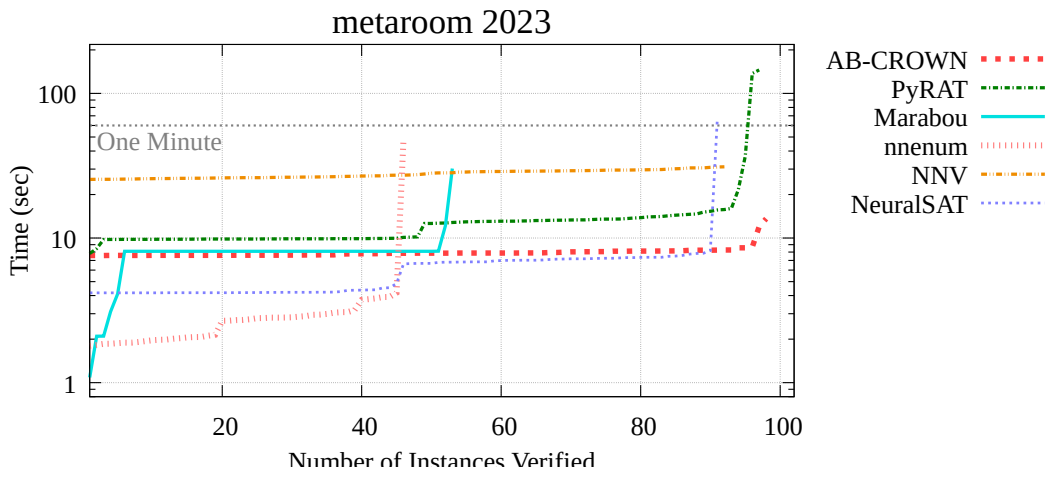


Figure 14: Cactus Plot for metaroom 2023.

Table 22: Benchmark 2024-nn4sys-2023

#	Tool	Verified	Falsified	Fastest	Penalty Points	Score	Solved
1	α - β -CROWN	194	0	0	0	1940	100.0%
2	PyRAT	53	0	0	0	530	27.3%
3	Marabou	24	0	0	0	240	12.4%
4	nenum	22	0	0	0	220	11.3%
5	CORA	2	0	0	0	20	1.0%

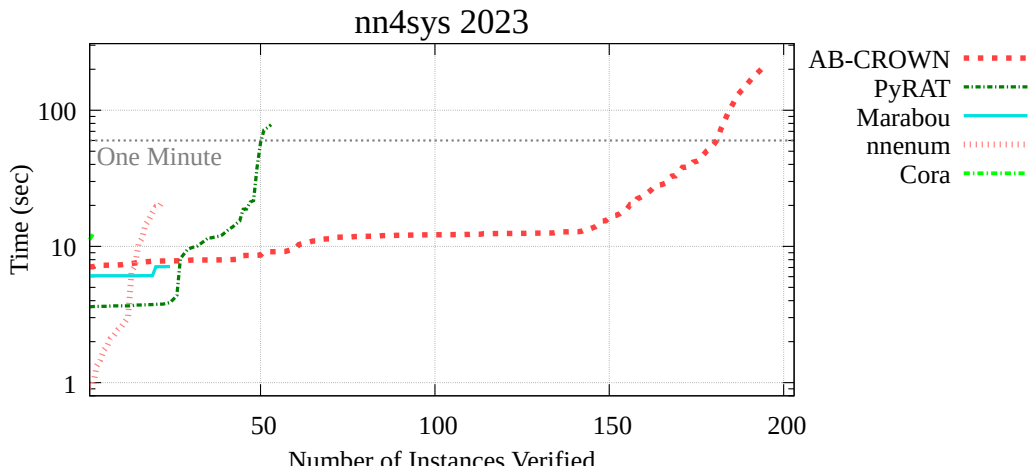


Figure 15: Cactus Plot for nn4sys 2023.

Table 23: Benchmark 2024-safenlp

#	Tool	Verified	Falsified	Fastest	Penalty	Points	Score	Solved
1	α - β -CROWN	421	659	0	0	10800	100.0	100.0%
2	nnenum	321	642	0	1	9480	87.8	89.2%
3	PyRAT	277	586	0	0	8630	79.9	79.9%
4	NeVer2	161	466	0	0	6270	58.1	58.1%
5	CORA	266	269	0	0	5350	49.5	49.5%
6	NNV	166	165	0	0	3310	30.6	30.6%
7	Marabou	300	375	0	402	-53550	0	62.5%

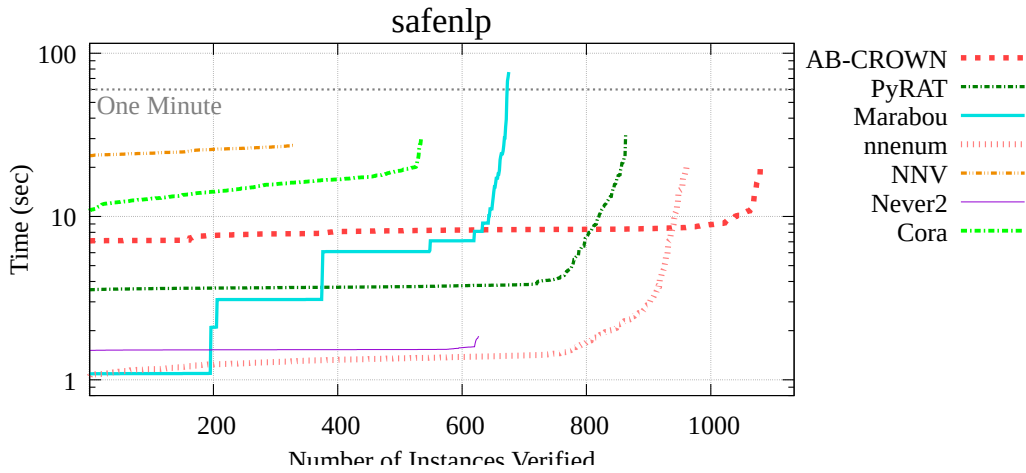


Figure 16: Cactus Plot for safenlp.

Table 24: Benchmark 2024-tinyimagenet

#	Tool	Verified	Falsified	Fastest	Penalty	Points	Score	Solved
1	α - β -CROWN	131	43	0	0	1740	100.0	87.0%
2	PyRAT	48	31	0	0	790	45.4	39.5%
3	Marabou	0	43	0	0	430	24.7	21.5%
4	NNV	0	2	0	0	20	1.1	1.0%
5	CORA	0	2	0	0	20	1.1	1.0%
6	NeuralSAT	95	0	0	11	-700	0	47.5%

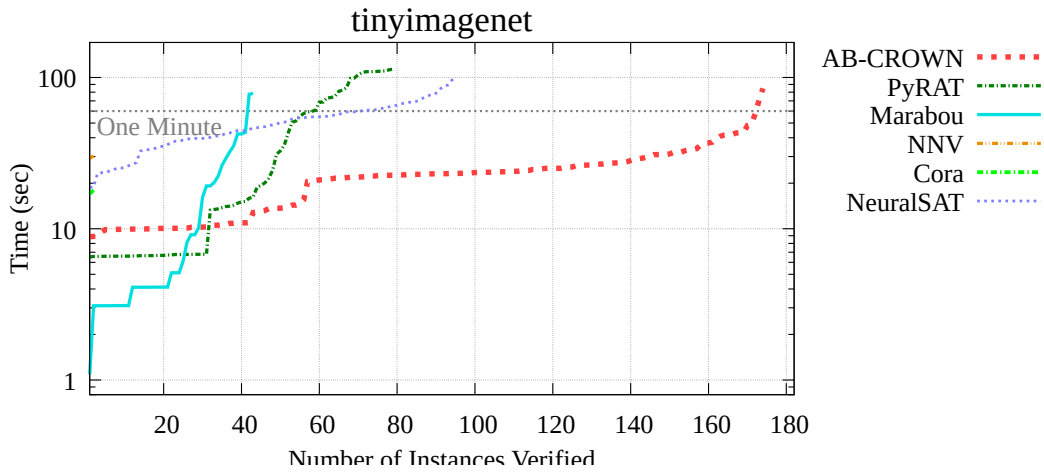


Figure 17: Cactus Plot for tinyimagenet.

Table 25: Benchmark 2024-t11verifybench-2023

#	Tool	Verified	Falsified	Fastest	Penalty	Points	Score	Solved
1	PyRAT	15	17	0	0	320	100.0	100.0%
2	NeVer2	23	9	0	0	320	100.0	100.0%
3	CORA	15	17	0	0	320	100.0	100.0%
4	α - β -CROWN	15	17	0	0	320	100.0	100.0%
5	Marabou	13	17	0	0	300	93.8	93.8%
6	nenum	2	16	0	0	180	56.2	56.2%
7	NNV	0	17	0	0	170	53.1	53.1%
8	NeuralSAT	15	0	0	17	-2400	0	46.9%

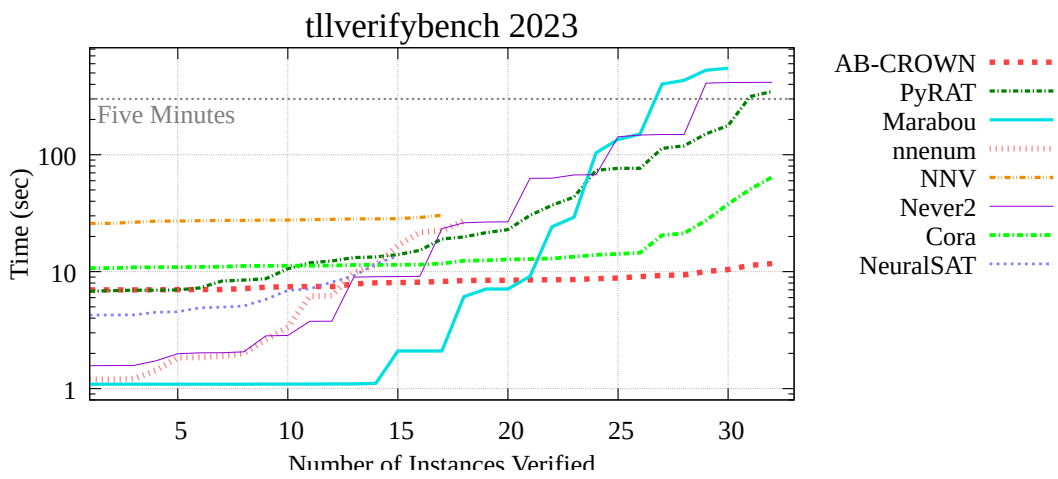


Figure 18: Cactus Plot for tllverifybench 2023.

A.2 Extended Track

Table 26: Benchmark 2024-cctsdbs-yolo-2023

#	Tool	Verified	Falsified	Fastest	Penalty	Points	Score	Solved
1	α - β -CROWN	11	28	0	0	390	100.0	100.0%
2	PyRAT	0	2	0	0	20	5.1	5.1%

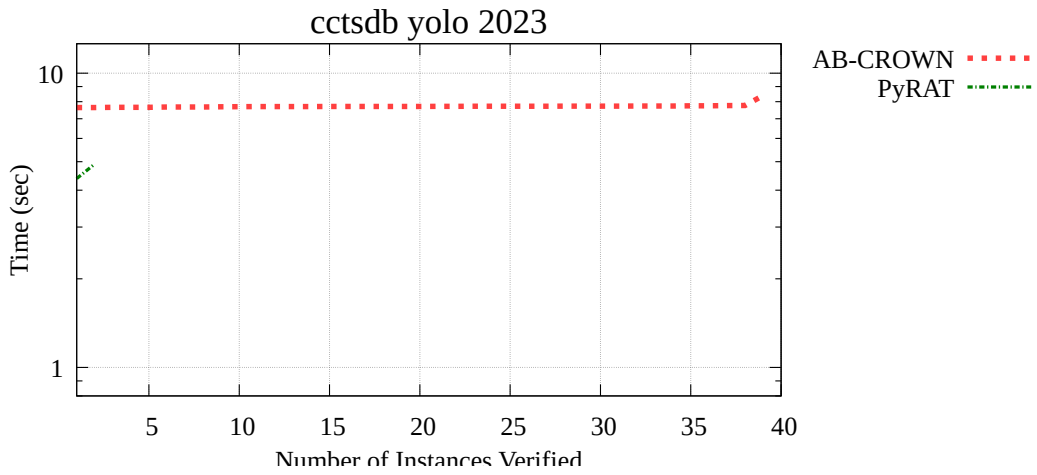


Figure 19: Cactus Plot for cctsdbs yolo 2023.

Table 27: Benchmark 2024-collins-aerospace-benchmark

#	Tool	Verified	Falsified	Fastest	Penalty	Points	Score	Solved
1	PyRAT	0	6	0	0	60	100.0	100.0%
2	α - β -CROWN	0	6	0	0	60	100.0	100.0%

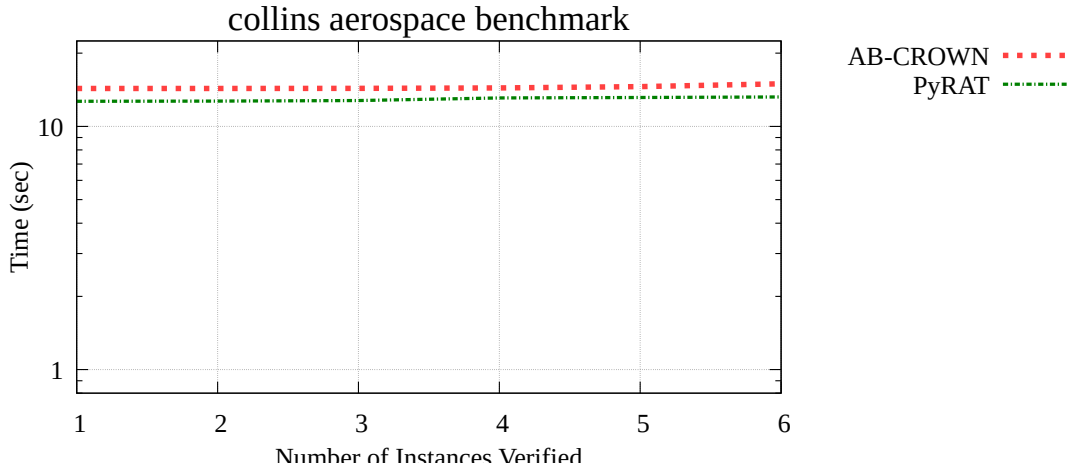


Figure 20: Cactus Plot for collins aerospace benchmark.

Table 28: Benchmark 2024-1snc

#	Tool	Verified	Falsified	Fastest	Penalty	Points	Score	Solved
1	α - β -CROWN	40	0	0	0	400	100.0	100.0%
2	PyRAT	15	0	0	0	150	37.5	37.5%

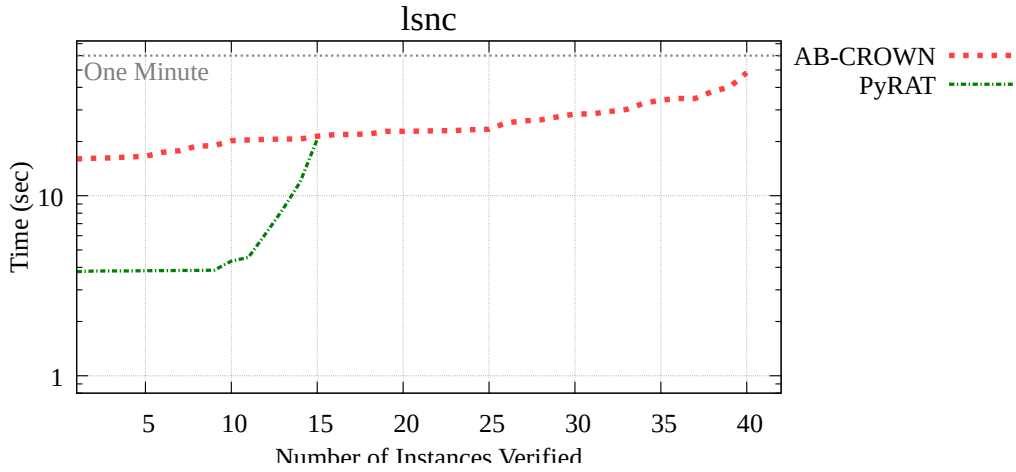


Figure 21: Cactus Plot for 1snc.

Table 29: Benchmark 2024-m14acopf-2023

#	Tool	Verified	Falsified	Fastest	Penalty	Points	Score	Solved
1	α - β -CROWN	22	0	0	0	220	100.0	95.7%
2	PyRAT	15	0	0	0	150	68.2	65.2%

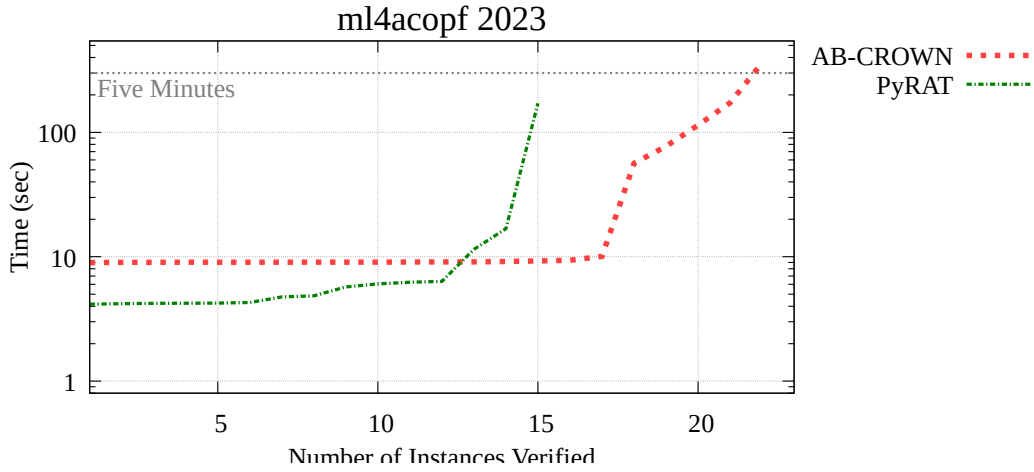


Figure 22: Cactus Plot for ml4acopf 2023.

Table 30: Benchmark 2024-m14acopf-2024

#	Tool	Verified	Falsified	Fastest	Penalty	Points	Score	Solved
1	α - β -CROWN	59	3	0	0	620	100.0	89.9%
2	PyRAT	29	3	0	0	320	51.6	46.4%

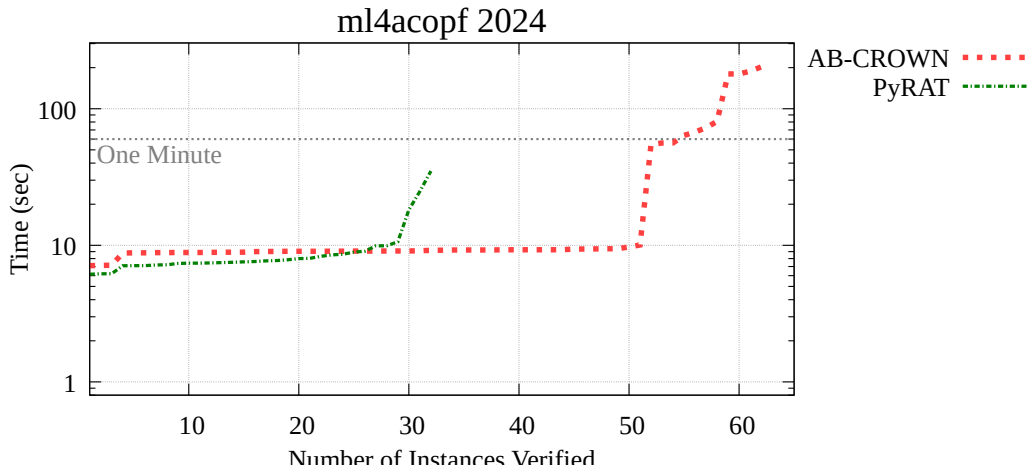


Figure 23: Cactus Plot for ml4acopf 2024.

Table 31: Benchmark 2024-traffic-signs-recognition-2023

#	Tool	Verified	Falsified	Fastest	Penalty Points	Score	Solved
1	α - β -CROWN	0	45	0	0	450	100.0%
2	PyRAT	0	4	0	0	40	8.9%
3	NeuralSAT	0	0	0	11	-1650	0.0%

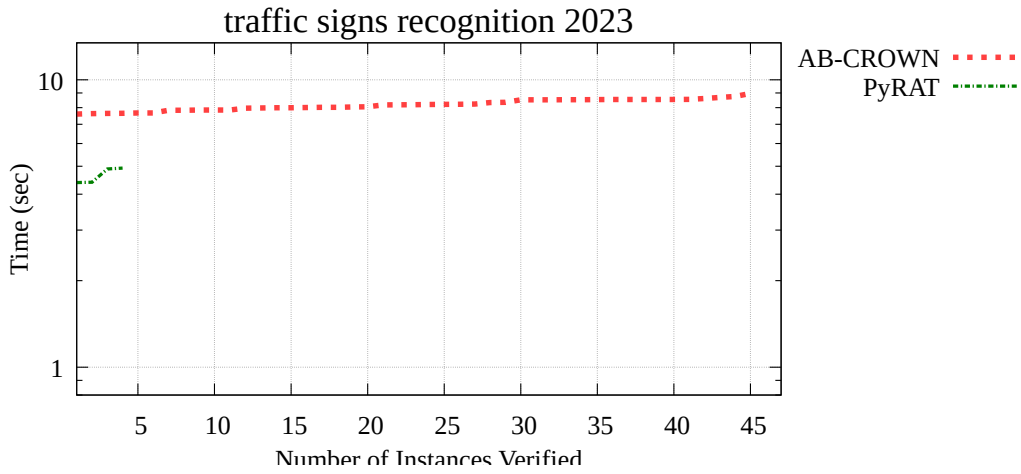


Figure 24: Cactus Plot for traffic signs recognition 2023.

Table 32: Benchmark 2024-vggnet16-2023

#	Tool	Verified	Falsified	Fastest	Penalty Points	Score	Solved
1	α - β -CROWN	18	0	0	0	180	100.0%
2	nnenum	13	0	0	0	130	72.2%
3	PyRAT	10	0	0	0	100	55.6%
4	NeuralSAT	6	0	0	0	60	33.3%

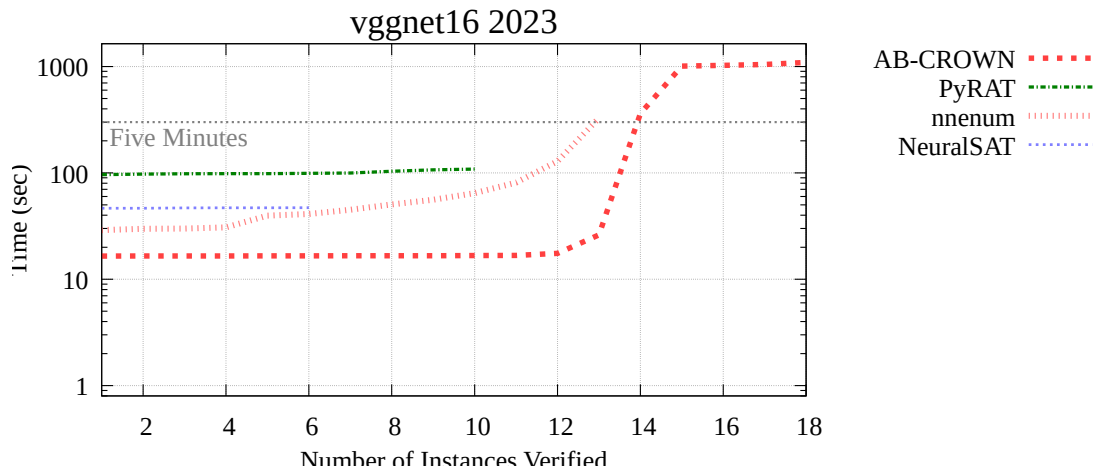


Figure 25: Cactus Plot for vggnet16 2023.

Table 33: Benchmark 2024-vit-2023

#	Tool	Verified	Falsified	Fastest	Penalty	Points	Score	Solved
1	α - β -CROWN	84	0	0	0	840	100.0	42.0%
2	NeuralSAT	11	0	0	0	110	13.1	5.5%

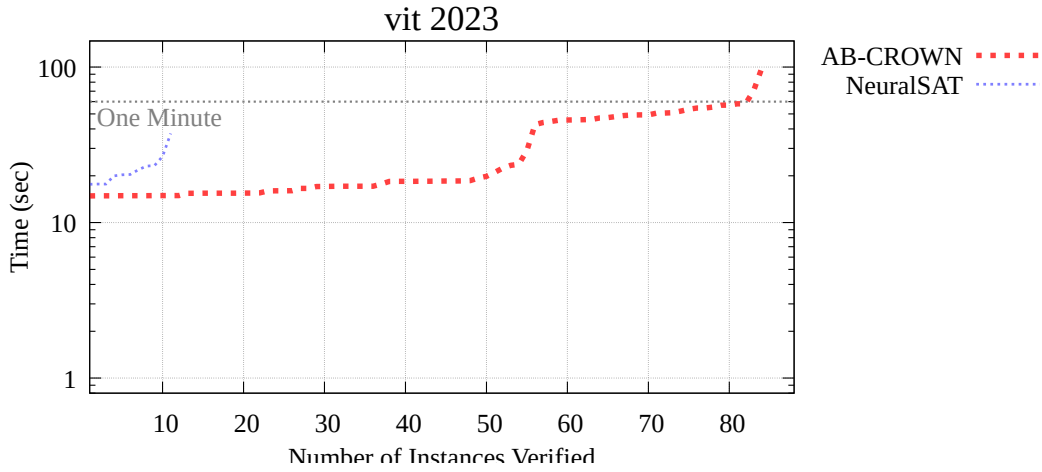


Figure 26: Cactus Plot for vit 2023.

Table 34: Benchmark 2024-yolo-2023

#	Tool	Verified	Falsified	Fastest	Penalty	Points	Score	Solved
1	α - β -CROWN	60	0	0	0	600	100.0	83.3%
2	PyRAT	43	0	0	0	430	71.7	59.7%

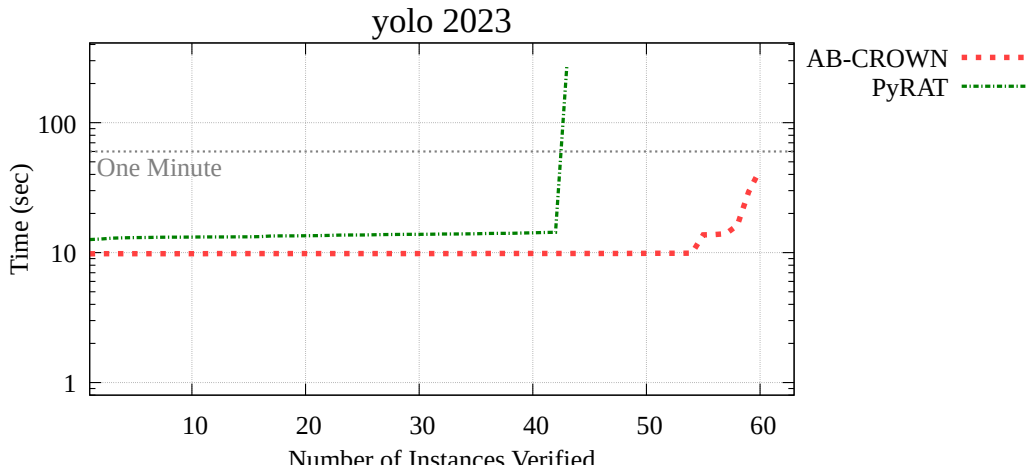


Figure 27: Cactus Plot for yolo 2023.

B Results After Tool Updates

As mentioned in Section 5, the two tools NeuralSAT and CORA provided the results in a way that differed from the expected output format. Even though this difference was minor, it caused the evaluation to penalize them, even though they were able to correctly identify both SAT and UNSAT instances.

While the expected format was described in the VNN-COMP rules, in subsequent VNN-COMP instances, we plan to address this as follows to avoid this issue. First, we plan to release more details regarding the specification of the format tools should use to report SAT instances and counterexamples. Second, we plan to execute the aggregate scoring code at submission time, instead of post hoc: tool authors did not detect that there were problems at submission time, as the returned instances as SAT or UNSAT appeared correct, but were aggregated when executing the scoring scripts later for preparation of the scores. Third, we plan to add an error handling mechanism in the scoring script, so that in the event of a format problem or parsing problem of the results files from the tools, we do not count these as unsound (i.e., wrong) results, but rather count them as an error and exclude results (so just score them as 0 instead of a negative penalty). There are some pros/cons of this with respect to scoring, so we will get participant feedback in the next iteration when discussing the scoring mechanisms.

After fixing these issues, the following results were achieved.

B.1 Regular Track

Table 35: Overall Score

#	Tool	Score
1	α - β -CROWN	1200.0
2	NeuralSAT	1113.1
3	PyRAT	1000.8
4	Marabou	751.0
5	nenum	572.5
6	NNV	530.0
7	CORA	439.5
8	NeVer2	262.3

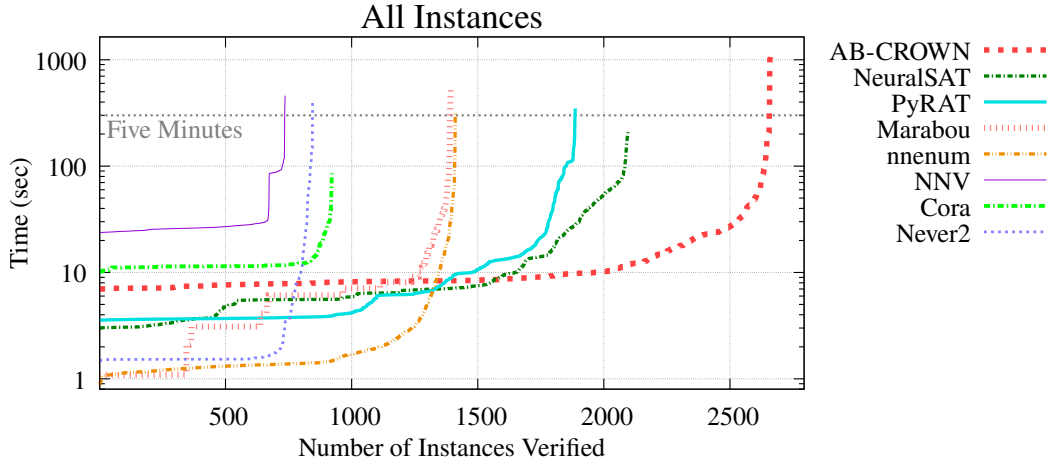


Figure 28: Cactus Plot for All Instances (Regular Track).

B.2 Extended Track

Table 36: Overall Score

#	Tool	Score
1	α - β -CROWN	900.0
2	PyRAT	398.5
3	nnum	72.2
4	NeuralSAT	70.9

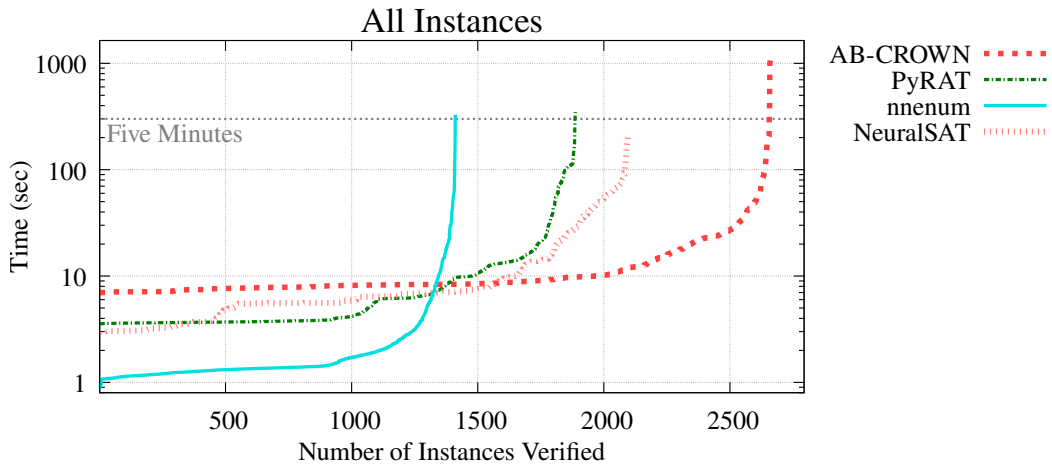


Figure 29: Cactus Plot for All Instances (Extended Track).

B.3 More Results

The full list of results for this setting can be generated using the scripts in https://github.com/ChristopherBrix/vnncomp2024_results.

B.4 Detailed Results

Table 37: Regular Track Instance Runtimes. Fastest times are blue. Second fastest are green. Penalties are red crosses (X).

Category	Id	Result	α - β -C	PyRAT	Marab	NNen	NNV	NeVer2	CORA	NSAT
Acasxu 2023	0	UNSAT	9.87	7.87	8.11	1.51	-	3.42	12.1	4.61
Acasxu 2023	1	UNSAT	9.03	9.92	8.10	1.42	-	4.00	11.1	4.46
Acasxu 2023	2	UNSAT	9.24	11.4	8.10	1.71	-	10.7	11.1	9.90
Acasxu 2023	3	UNSAT	9.25	9.29	8.10	1.71	-	8.11	12.5	9.83
Acasxu 2023	4	UNSAT	9.05	7.25	8.10	1.42	-	2.90	11.6	4.33
Acasxu 2023	5	UNSAT	9.14	8.80	8.10	1.70	-	3.86	12.5	4.44
Acasxu 2023	6	UNSAT	8.95	6.90	8.10	1.37	-	2.40	11.3	4.26
Acasxu 2023	7	UNSAT	8.95	6.17	8.10	1.50	-	1.93	12.4	4.33
Acasxu 2023	8	UNSAT	8.87	5.25	8.10	1.34	-	1.92	12.5	4.25
Acasxu 2023	9	UNSAT	9.03	11.2	8.10	1.69	-	5.73	13.5	4.43
Acasxu 2023	10	UNSAT	9.27	14.2	8.11	1.89	-	16.3	11.5	9.73
Acasxu 2023	11	UNSAT	9.28	11.0	8.10	1.78	-	8.40	12.6	9.87
Acasxu 2023	12	UNSAT	9.17	9.44	8.10	1.45	-	5.28	12.5	7.47
Acasxu 2023	13	UNSAT	9.51	17.6	10.1	1.89	-	55.6	13.5	7.32
Acasxu 2023	14	UNSAT	9.51	17.2	9.11	1.82	-	37.2	12.7	10.0
Acasxu 2023	15	UNSAT	9.82	35.5	25.2	2.21	-	-	11.8	11.5
Acasxu 2023	16	UNSAT	9.71	35.0	18.1	2.17	-	-	11.8	12.9
Acasxu 2023	17	UNSAT	9.80	37.3	25.2	2.38	-	-	12.5	13.2
Acasxu 2023	18	UNSAT	9.26	12.8	8.10	1.61	-	9.15	11.6	4.48
Acasxu 2023	19	UNSAT	9.41	11.1	8.10	1.53	-	11.0	12.5	9.88
Acasxu 2023	20	UNSAT	9.25	11.4	8.10	1.53	-	6.18	12.5	4.80
Acasxu 2023	21	UNSAT	9.23	8.81	8.10	1.46	-	6.60	12.3	6.44
Acasxu 2023	22	UNSAT	9.46	14.3	8.10	1.72	-	14.4	12.5	6.01
Acasxu 2023	23	UNSAT	9.60	25.7	13.1	2.43	-	100	12.4	11.7
Acasxu 2023	24	UNSAT	9.61	29.2	19.1	2.39	-	-	12.5	11.1
Acasxu 2023	25	UNSAT	9.76	26.6	16.1	2.17	-	110	12.6	11.2
Acasxu 2023	26	UNSAT	10.2	26.6	46.2	1.99	-	-	11.5	14.4
Acasxu 2023	27	UNSAT	9.42	14.1	9.10	1.93	-	15.7	14.0	12.0
Acasxu 2023	28	UNSAT	9.18	13.0	8.10	1.79	-	5.83	12.7	4.82
Acasxu 2023	29	UNSAT	9.25	11.1	8.10	1.71	-	8.73	12.4	5.02
Acasxu 2023	30	UNSAT	9.23	9.59	8.10	1.52	-	10.8	13.7	7.38
Acasxu 2023	31	UNSAT	9.36	17.6	8.10	1.82	-	29.1	12.2	10.4
Acasxu 2023	32	UNSAT	9.74	33.3	24.2	2.80	-	-	12.4	12.7
Acasxu 2023	33	UNSAT	9.88	55.6	39.2	2.29	-	-	12.5	16.6
Acasxu 2023	34	UNSAT	9.70	25.9	24.2	2.09	-	-	12.7	13.4
Acasxu 2023	35	UNSAT	10.2	51.7	53.3	3.34	-	-	12.8	17.4
Acasxu 2023	36	UNSAT	9.14	11.1	8.10	1.50	-	8.28	13.6	5.86
Acasxu 2023	37	UNSAT	9.29	10.8	8.10	1.67	-	6.17	12.5	5.12
Acasxu 2023	38	UNSAT	9.18	9.88	8.10	1.65	-	4.55	13.6	4.46
Acasxu 2023	39	UNSAT	9.07	8.72	8.10	1.63	-	6.60	12.8	5.48
Acasxu 2023	40	UNSAT	9.28	13.5	8.10	1.56	-	15.6	12.4	10.0
Acasxu 2023	41	UNSAT	9.50	22.9	14.1	1.94	-	48.3	14.0	16.5
Acasxu 2023	42	UNSAT	9.56	21.1	11.1	1.97	-	83.8	12.4	10.5
Acasxu 2023	43	UNSAT	9.75	39.1	23.2	2.09	-	-	12.6	12.9
Acasxu 2023	44	UNSAT	9.65	29.7	16.1	2.31	-	112	12.8	11.7
Acasxu 2023	45	UNSAT	9.91	10.7	15.1	1.49	-	59.7	14.6	4.88
Acasxu 2023	46	SAT	7.00	11.3	1.09	1.19	-	113	X	X
Acasxu 2023	47	SAT	7.40	30.8	92.4	1.73	-	20.4	X	X
Acasxu 2023	48	SAT	7.02	7.52	1.09	1.20	-	8.97	X	X
Acasxu 2023	49	SAT	7.45	44.5	-	1.17	-	-	12.9	X
Acasxu 2023	50	SAT	7.36	17.6	1.09	1.78	-	-	X	X
Acasxu 2023	51	UNSAT	9.56	12.6	18.1	1.77	-	74.3	31.4	8.45
Acasxu 2023	52	UNSAT	9.59	12.9	24.2	2.09	-	-	15.9	16.8
Acasxu 2023	53	UNSAT	9.57	13.1	22.2	1.86	-	94.3	24.5	17.2
Acasxu 2023	54	SAT	7.07	4.44	1.09	1.14	-	4.96	X	X
Acasxu 2023	55	SAT	7.04	3.57	1.09	1.20	25.7	1.71	X	X
Acasxu 2023	56	SAT	7.00	3.65	1.09	1.16	25.6	1.75	X	X
Acasxu 2023	57	SAT	7.02	4.41	1.09	1.18	-	1.63	X	X
Acasxu 2023	58	SAT	6.98	5.37	1.09	1.21	25.9	3.24	X	X
Acasxu 2023	59	SAT	7.00	4.39	1.09	1.19	25.6	2.62	-	X
Acasxu 2023	60	SAT	7.00	4.04	1.10	1.18	25.6	4.46	X	X
Acasxu 2023	61	SAT	6.99	4.38	1.09	1.17	25.5	17.7	X	X
Acasxu 2023	62	SAT	7.02	11.7	1.09	1.28	-	5.11	X	X

Table 37: Regular Track Instance Runtimes. Fastest times are blue. Second fastest are green. Penalties are red crosses (X).

Category	Id	Result	α - β -C	PyRAT	Marab	NNen	NNV	NeVer2	CORA	NSAT
Acasxu 2023	63	SAT	7.01	3.98	1.09	1.11	26.0	1.65	X	X
Acasxu 2023	64	SAT	7.37	10.4	1.09	1.18	-	13.2	X	X
Acasxu 2023	65	UNSAT	21.6	-	-	5.43	-	-	-	-
Acasxu 2023	66	SAT	7.00	5.20	1.09	1.10	26.0	1.67	X	X
Acasxu 2023	67	SAT	7.00	5.23	1.09	1.12	26.6	6.12	X	X
Acasxu 2023	68	SAT	7.00	3.65	1.09	1.18	25.5	2.71	X	X
Acasxu 2023	69	SAT	7.02	11.8	1.10	1.40	-	-	X	X
Acasxu 2023	70	SAT	7.02	3.99	1.09	1.14	-	44.9	X	X
Acasxu 2023	71	SAT	6.99	4.02	1.09	1.14	25.5	1.65	X	X
Acasxu 2023	72	SAT	7.05	3.92	1.09	1.19	-	1.64	X	X
Acasxu 2023	73	UNSAT	11.7	78.3	-	5.84	-	-	-	20.1
Acasxu 2023	74	SAT	7.00	4.34	1.09	1.10	25.7	1.64	X	X
Acasxu 2023	75	SAT	7.04	7.59	1.09	1.15	25.6	1.65	X	X
Acasxu 2023	76	SAT	7.02	3.92	1.09	1.22	-	1.66	X	X
Acasxu 2023	77	SAT	6.98	5.58	1.09	1.19	25.6	1.66	X	X
Acasxu 2023	78	SAT	6.99	4.40	1.09	1.19	26.3	4.06	X	X
Acasxu 2023	79	SAT	7.01	3.99	1.09	1.21	25.7	4.88	X	X
Acasxu 2023	80	SAT	7.01	7.35	1.09	1.18	-	-	X	X
Acasxu 2023	81	SAT	7.00	5.39	1.09	1.17	-	1.63	X	X
Acasxu 2023	82	SAT	7.01	5.33	1.09	1.20	-	1.65	X	X
Acasxu 2023	83	SAT	7.58	103	83.4	1.51	-	-	-	-
Acasxu 2023	84	SAT	7.03	5.17	1.09	1.19	-	2.06	X	X
Acasxu 2023	85	SAT	7.01	4.03	1.09	1.21	25.5	1.63	X	X
Acasxu 2023	86	SAT	7.05	11.2	1.09	1.22	26.9	7.01	X	X
Acasxu 2023	87	SAT	7.01	5.00	1.09	1.16	25.8	1.64	X	X
Acasxu 2023	88	SAT	7.02	3.57	1.09	1.14	26.2	22.2	X	X
Acasxu 2023	89	SAT	7.02	3.59	1.10	1.18	25.8	3.40	X	X
Acasxu 2023	90	UNSAT	9.31	79.7	17.4	1.53	-	-	13.0	17.0
Acasxu 2023	91	UNSAT	8.55	6.49	9.10	1.48	-	10.7	12.2	4.76
Acasxu 2023	92	UNSAT	8.83	6.74	13.2	1.37	-	-	-	14.3
Acasxu 2023	93	UNSAT	8.36	3.73	7.10	1.21	27.8	1.69	12.5	4.24
Acasxu 2023	94	UNSAT	8.31	3.77	8.10	1.23	27.5	2.22	11.2	4.21
Acasxu 2023	95	UNSAT	7.82	3.73	6.10	1.15	27.1	1.52	12.2	4.21
Acasxu 2023	96	SAT	7.03	3.60	1.09	1.14	25.5	1.55	12.0	X
Acasxu 2023	97	SAT	6.99	3.57	1.09	1.19	25.7	1.54	11.8	X
Acasxu 2023	98	SAT	7.04	3.61	1.09	1.18	25.4	1.54	11.9	X
Acasxu 2023	99	UNSAT	8.92	4.73	8.10	1.40	-	4.52	11.2	7.93
Acasxu 2023	100	UNSAT	8.85	5.05	9.11	1.39	-	18.2	11.5	4.45
Acasxu 2023	101	UNSAT	8.84	5.24	8.10	1.37	-	5.57	14.3	5.12
Acasxu 2023	102	UNSAT	7.83	3.74	6.09	0.96	28.4	1.50	13.5	4.27
Acasxu 2023	103	UNSAT	8.36	3.71	8.10	1.21	27.9	1.67	13.6	4.16
Acasxu 2023	104	UNSAT	7.80	3.71	6.09	1.20	27.4	1.51	13.8	4.21
Acasxu 2023	105	UNSAT	7.80	3.70	6.09	1.17	28.0	1.48	13.5	4.57
Acasxu 2023	106	UNSAT	7.82	3.64	6.09	1.17	27.6	1.51	11.1	4.22
Acasxu 2023	107	UNSAT	7.83	3.71	6.09	0.94	27.9	1.49	12.2	4.17
Acasxu 2023	108	UNSAT	8.38	4.49	8.10	1.13	28.0	1.85	12.8	5.86
Acasxu 2023	109	UNSAT	8.47	5.22	8.10	1.50	-	8.86	13.8	4.30
Acasxu 2023	110	UNSAT	8.46	3.69	7.10	1.36	28.3	5.68	14.1	4.34
Acasxu 2023	111	UNSAT	8.71	4.10	8.10	1.26	106	1.89	12.5	4.18
Acasxu 2023	112	UNSAT	8.23	3.68	6.09	1.14	27.2	1.63	11.4	4.24
Acasxu 2023	113	UNSAT	8.47	4.10	8.10	1.15	104	1.74	13.6	5.42
Acasxu 2023	114	UNSAT	7.77	3.70	6.09	1.10	28.0	1.49	12.5	4.08
Acasxu 2023	115	UNSAT	8.22	4.06	7.10	1.09	28.1	1.78	12.6	4.37
Acasxu 2023	116	UNSAT	8.33	3.69	6.09	1.09	28.7	1.67	12.4	4.31
Acasxu 2023	117	UNSAT	8.55	5.13	8.10	1.12	108	11.2	12.4	5.98
Acasxu 2023	118	UNSAT	8.58	5.63	10.1	1.38	-	24.4	12.8	4.84
Acasxu 2023	119	UNSAT	9.08	5.24	8.10	1.52	-	32.2	13.0	4.51
Acasxu 2023	120	UNSAT	8.36	3.65	6.09	1.16	28.7	1.61	12.4	4.18
Acasxu 2023	121	UNSAT	7.93	3.72	6.09	1.25	27.8	1.51	12.6	4.08
Acasxu 2023	122	UNSAT	8.36	4.07	8.11	1.16	28.8	1.77	12.6	5.42
Acasxu 2023	123	UNSAT	8.35	3.68	6.09	1.16	27.4	1.66	12.2	4.25
Acasxu 2023	124	UNSAT	7.77	3.69	6.09	1.15	27.9	1.47	12.1	4.39
Acasxu 2023	125	UNSAT	8.75	3.71	8.10	1.14	27.4	1.68	13.1	4.36
Acasxu 2023	126	UNSAT	8.54	7.62	9.11	1.42	-	19.7	12.6	5.51
Acasxu 2023	127	UNSAT	8.69	4.03	7.10	1.17	28.2	1.86	11.4	4.27
Acasxu 2023	128	UNSAT	8.40	4.13	7.10	1.24	27.8	1.91	13.9	4.26
Acasxu 2023	129	UNSAT	8.37	3.72	6.10	1.09	27.8	1.63	12.4	4.20

Table 37: Regular Track Instance Runtimes. Fastest times are blue. Second fastest are green. Penalties are red crosses (X).

Category	Id	Result	α	β	C	PyRAT	Marab	NNen	NNV	NeVer2	CORA	NSAT
Acasxu 2023	130	UNSAT	8.43	3.73		8.10	1.20	27.6	1.72		11.2	4.33
Acasxu 2023	131	UNSAT	8.22	3.71		8.10	1.18	27.8	1.68		11.4	4.23
Acasxu 2023	132	UNSAT	7.92	3.69		6.10	0.88	27.1	1.48		12.5	4.06
Acasxu 2023	133	UNSAT	8.23	3.74		7.10	1.09	27.5	1.83		12.5	4.35
Acasxu 2023	134	UNSAT	8.38	3.68		6.10	0.89	27.8	1.50		13.6	4.26
Acasxu 2023	135	UNSAT	8.65	12.7		8.12	1.36	-	21.0		19.5	4.37
Acasxu 2023	136	UNSAT	8.45	6.49		8.10	1.32	-	11.2		13.1	9.63
Acasxu 2023	137	UNSAT	8.55	7.16		8.10	1.26	-	13.9		13.2	4.37
Acasxu 2023	138	UNSAT	8.47	4.69		7.10	1.16	92.6	1.77		11.5	4.29
Acasxu 2023	139	UNSAT	8.31	4.10		7.10	1.23	-	2.21		12.5	4.29
Acasxu 2023	140	UNSAT	8.24	4.35		7.10	1.20	27.8	1.79		12.5	4.20
Acasxu 2023	141	SAT	7.05	3.59		1.09	1.09	25.5	1.55		13.1	X
Acasxu 2023	142	SAT	7.00	3.63		1.09	1.12	25.6	1.56		11.8	X
Acasxu 2023	143	SAT	7.00	3.60		1.09	1.18	25.8	1.54		13.1	X
Acasxu 2023	144	UNSAT	8.38	4.67		8.10	1.25	118	1.99		11.5	4.40
Acasxu 2023	145	UNSAT	8.37	4.59		8.10	1.24	116	2.06		11.4	4.47
Acasxu 2023	146	UNSAT	8.26	4.04		6.09	1.19	27.7	1.63		12.4	4.21
Acasxu 2023	147	UNSAT	8.39	3.71		6.09	1.19	28.0	1.62		12.4	4.17
Acasxu 2023	148	UNSAT	8.36	4.05		8.10	1.21	27.7	1.72		13.2	4.22
Acasxu 2023	149	UNSAT	8.37	3.74		8.10	1.23	27.9	1.73		12.7	4.35
Acasxu 2023	150	UNSAT	8.41	3.73		6.09	1.19	27.4	1.61		12.3	4.26
Acasxu 2023	151	UNSAT	8.80	4.14		8.10	1.21	102	1.89		12.4	4.25
Acasxu 2023	152	UNSAT	7.82	3.67		6.10	0.94	27.4	1.49		12.3	4.06
Acasxu 2023	153	UNSAT	8.44	4.13		8.10	1.16	27.5	2.08		13.1	4.38
Acasxu 2023	154	UNSAT	8.49	4.08		7.10	1.23	27.8	1.75		12.2	4.24
Acasxu 2023	155	UNSAT	7.99	3.67		6.09	1.08	27.5	1.61		12.4	4.23
Acasxu 2023	156	UNSAT	8.21	3.69		6.09	1.08	27.2	1.63		12.2	4.11
Acasxu 2023	157	UNSAT	8.35	4.05		8.10	1.14	28.0	1.75		13.9	4.27
Acasxu 2023	158	UNSAT	8.66	3.71		8.10	1.18	29.2	1.64		12.4	4.35
Acasxu 2023	159	UNSAT	8.38	3.67		6.09	1.12	28.4	1.61		11.2	4.24
Acasxu 2023	160	UNSAT	8.48	4.30		8.10	1.12	90.9	1.76		11.4	4.19
Acasxu 2023	161	UNSAT	8.38	4.06		8.10	1.21	27.4	1.70		12.3	4.26
Acasxu 2023	162	UNSAT	7.81	3.71		6.09	1.12	27.7	1.51		11.2	4.30
Acasxu 2023	163	UNSAT	8.66	4.10		8.10	1.10	27.9	1.76		12.4	4.38
Acasxu 2023	164	UNSAT	8.38	4.42		8.10	1.09	27.6	1.81		11.5	4.24
Acasxu 2023	165	UNSAT	8.36	4.07		8.10	1.17	94.4	1.78		11.2	4.22
Acasxu 2023	166	UNSAT	8.35	3.76		7.10	1.10	27.9	1.65		12.5	4.27
Acasxu 2023	167	UNSAT	8.33	3.68		6.09	1.13	28.3	1.60		12.3	4.23
Acasxu 2023	168	UNSAT	8.22	3.72		6.10	1.08	28.1	1.60		13.5	4.31
Acasxu 2023	169	UNSAT	8.42	3.76		6.09	1.15	28.0	1.60		13.8	4.34
Acasxu 2023	170	UNSAT	8.39	3.71		6.09	1.20	28.0	1.58		12.7	4.23
Acasxu 2023	171	UNSAT	8.35	3.71		7.10	1.13	28.5	1.74		12.3	4.39
Acasxu 2023	172	UNSAT	8.31	3.69		6.10	1.08	27.9	1.64		12.2	4.27
Acasxu 2023	173	UNSAT	8.39	3.71		7.10	1.09	28.7	1.84		12.5	4.23
Acasxu 2023	174	UNSAT	8.22	3.73		6.10	1.11	27.7	1.59		12.4	4.19
Acasxu 2023	175	UNSAT	8.47	3.68		7.10	1.21	27.6	1.64		12.5	4.29
Acasxu 2023	176	UNSAT	7.77	3.70		6.10	1.16	28.6	1.60		13.7	4.45
Acasxu 2023	177	UNSAT	7.92	3.72		6.09	1.15	27.6	1.50		13.6	4.22
Acasxu 2023	178	UNSAT	8.40	3.72		8.10	1.14	28.0	1.69		13.8	4.40
Acasxu 2023	179	UNSAT	8.26	3.71		6.10	1.19	27.6	1.62		11.4	4.29
Acasxu 2023	180	UNSAT	13.7	-		-	1.88	-	-		-	17.4
Acasxu 2023	181	UNSAT	15.5	61.4		-	5.17	-	-		13.0	14.6
Acasxu 2023	182	SAT	7.40	13.7		X	-	-	-		-	X
Acasxu 2023	183	SAT	7.04	9.39		1.09	1.22	-	-		-	X
Acasxu 2023	184	UNSAT	13.0	25.9		-	3.15	-	-		-	12.3
Acasxu 2023	185	UNSAT	12.1	8.81		27.2	1.61	-	56.1		12.3	12.8
Cgan 2023	0	SAT	7.33	6.90		1.09	13.4	28.4	-		-	X
Cgan 2023	1	SAT	7.33	6.25		1.09	32.1	29.2	-		-	X
Cgan 2023	2	SAT	7.38	6.40		1.09	14.7	27.8	-		-	X
Cgan 2023	3	UNSAT	11.6	14.7		-	26.1	194	-		-	9.22
Cgan 2023	4	SAT	7.35	6.11		1.09	10.5	28.0	-		-	X
Cgan 2023	5	UNSAT	14.4	22.4		-	56.6	-	-		-	23.8
Cgan 2023	6	SAT	7.18	6.09		1.09	1.85	28.1	-		-	X
Cgan 2023	7	SAT	7.31	6.12		1.09	16.0	27.7	-		-	X
Cgan 2023	8	UNSAT	23.3	20.9		-	168	-	-		-	213
Cgan 2023	9	UNSAT	16.2	12.4		-	41.5	328	-		-	205
Cgan 2023	10	SAT	7.24	6.12		1.09	1.85	28.8	-		-	X

Table 37: Regular Track Instance Runtimes. Fastest times are blue. Second fastest are green. Penalties are red crosses (X).

Category	Id	Result	α - β -C	PyRAT	Marab	Nen	NNV	NeVer2	CORA	NSAT
Cgan 2023	11	SAT	7.21	6.17	1.09	1.86	28.8	-	-	X
Cgan 2023	12	UNSAT	17.4	12.7	-	33.5	44.2	-	-	32.5
Cgan 2023	13	UNSAT	17.1	16.6	-	58.1	460	-	-	111
Cgan 2023	14	SAT	7.27	6.16	1.09	1.76	28.2	-	-	X
Cgan 2023	15	SAT	7.38	6.13	1.09	61.7	28.6	-	-	X
Cgan 2023	16	UNSAT	11.4	11.3	-	-	35.1	-	-	10.8
Cgan 2023	17	SAT	7.30	6.11	1.09	9.03	28.8	-	-	X
Cgan 2023	18	UNSAT	10.1	11.0	-	-	114	-	-	14.6
Cgan 2023	19	SAT	9.36	16.7	2.10	-	-	-	-	-
Cgan 2023	20	SAT	9.34	23.0	2.09	-	-	-	-	-
Cifar100	0	UNSAT	42.3	-	-	-	-	-	-	74.9
Cifar100	1	UNSAT	17.9	16.3	-	-	-	-	-	22.7
Cifar100	2	SAT	9.81	6.42	3.10	-	-	-	-	X
Cifar100	3	UNSAT	26.0	-	-	-	-	-	-	38.7
Cifar100	4	UNSAT	32.9	-	-	-	-	-	-	56.7
Cifar100	5	?	-	-	-	-	-	-	-	-
Cifar100	6	UNSAT	18.0	14.9	-	-	-	-	-	21.6
Cifar100	7	?	-	-	-	-	-	-	-	-
Cifar100	8	UNSAT	36.5	-	-	-	-	-	-	53.9
Cifar100	9	?	-	-	-	-	-	-	-	-
Cifar100	10	?	-	-	-	-	-	-	-	-
Cifar100	11	UNSAT	15.0	10.6	-	-	-	-	-	16.3
Cifar100	12	SAT	9.72	6.34	39.3	-	-	-	-	X
Cifar100	13	SAT	9.65	6.43	3.10	-	-	-	-	X
Cifar100	14	?	-	-	-	-	-	-	-	-
Cifar100	15	SAT	9.70	6.44	5.11	-	-	-	-	X
Cifar100	16	?	-	-	-	-	-	-	-	-
Cifar100	17	UNSAT	30.0	-	-	-	-	-	-	48.8
Cifar100	18	UNSAT	18.9	-	-	-	-	-	-	26.8
Cifar100	19	UNSAT	18.0	110	-	-	-	-	-	23.9
Cifar100	20	SAT	9.82	6.36	3.10	-	-	-	-	X
Cifar100	21	SAT	9.72	6.41	4.10	-	-	-	-	X
Cifar100	22	UNSAT	18.0	73.0	-	-	-	-	-	24.5
Cifar100	23	UNSAT	28.2	-	-	-	-	-	-	42.7
Cifar100	24	?	-	-	-	-	-	-	-	-
Cifar100	25	SAT	9.71	6.48	4.11	-	-	-	-	X
Cifar100	26	UNSAT	17.9	20.2	-	-	-	-	-	23.1
Cifar100	27	UNSAT	86.3	-	-	-	-	-	-	-
Cifar100	28	SAT	9.82	6.44	14.2	-	-	-	-	X
Cifar100	29	UNSAT	17.8	19.5	-	-	-	-	-	22.1
Cifar100	30	?	-	-	-	-	-	-	-	-
Cifar100	31	SAT	9.66	6.44	4.10	-	-	-	-	X
Cifar100	32	UNSAT	35.7	-	-	-	-	-	-	53.4
Cifar100	33	UNSAT	19.0	109	-	-	-	-	-	28.5
Cifar100	34	UNSAT	18.0	12.7	-	-	-	-	-	21.6
Cifar100	35	UNSAT	18.8	-	-	-	-	-	-	26.3
Cifar100	36	UNSAT	18.8	109	-	-	-	-	-	30.1
Cifar100	37	?	-	-	-	-	-	-	-	-
Cifar100	38	?	-	-	-	-	-	-	-	-
Cifar100	39	UNSAT	17.9	12.7	-	-	-	-	-	21.8
Cifar100	40	UNSAT	18.0	23.8	-	-	-	-	-	23.5
Cifar100	41	SAT	9.69	6.40	6.12	-	-	-	-	X
Cifar100	42	UNSAT	18.0	16.5	-	-	-	-	-	23.1
Cifar100	43	?	-	-	-	-	-	-	-	-
Cifar100	44	?	-	-	-	-	-	-	-	-
Cifar100	45	UNSAT	29.0	-	-	-	-	-	-	44.5
Cifar100	46	UNSAT	14.9	10.7	-	-	-	-	-	15.6
Cifar100	47	SAT	9.67	6.45	8.13	-	-	-	-	X
Cifar100	48	?	-	-	-	-	-	-	-	-
Cifar100	49	UNSAT	93.9	-	-	-	-	-	-	-
Cifar100	50	SAT	9.70	-	7.12	-	-	-	-	20.9
Cifar100	51	SAT	9.69	6.42	7.12	-	-	-	-	X
Cifar100	52	SAT	9.72	-	33.3	-	-	-	-	X
Cifar100	53	UNSAT	18.4	71.4	-	-	-	-	-	25.3
Cifar100	54	SAT	9.71	6.40	3.10	-	-	-	-	X
Cifar100	55	SAT	9.71	6.48	4.11	-	-	-	-	X
Cifar100	56	UNSAT	21.4	109	-	-	-	-	-	35.0

Table 37: Regular Track Instance Runtimes. Fastest times are blue. Second fastest are green. Penalties are red crosses (X).

Category	Id	Result	α	β	C	PyRAT	Marab	Nen	NNV	NeVer2	CORA	NSAT
Cifar100	57	UNSAT	14.8	10.8	-	-	-	-	-	-	-	15.9
Cifar100	58	?	-	-	-	-	-	-	-	-	-	-
Cifar100	59	UNSAT	14.9	10.7	-	-	-	-	-	-	-	16.1
Cifar100	60	SAT	9.69	6.44	5.11	-	-	-	-	-	-	X
Cifar100	61	UNSAT	19.2	75.1	-	-	-	-	-	-	-	29.7
Cifar100	62	UNSAT	36.4	-	-	-	-	-	-	-	-	56.9
Cifar100	63	UNSAT	84.6	-	-	-	-	-	-	-	-	-
Cifar100	64	UNSAT	17.9	39.6	-	-	-	-	-	-	-	24.4
Cifar100	65	UNSAT	22.9	-	-	-	-	-	-	-	-	54.2
Cifar100	66	UNSAT	21.7	110	-	-	-	-	-	-	-	38.7
Cifar100	67	UNSAT	18.4	82.1	-	-	-	-	-	-	-	26.6
Cifar100	68	UNSAT	17.9	20.4	-	-	-	-	-	-	-	22.0
Cifar100	69	UNSAT	18.3	23.0	-	-	-	-	-	-	-	22.6
Cifar100	70	?	-	-	-	-	-	-	-	-	-	-
Cifar100	71	?	-	-	-	-	-	-	-	-	-	-
Cifar100	72	UNSAT	14.1	10.9	-	-	-	-	-	-	-	17.2
Cifar100	73	UNSAT	19.2	-	-	-	-	-	-	-	-	35.1
Cifar100	74	UNSAT	18.0	20.5	-	-	-	-	-	-	-	22.5
Cifar100	75	?	-	-	-	-	-	-	-	-	-	-
Cifar100	76	?	-	-	-	-	-	-	-	-	-	-
Cifar100	77	UNSAT	19.3	111	-	-	-	-	-	-	-	29.5
Cifar100	78	UNSAT	19.0	-	-	-	-	-	-	-	-	27.2
Cifar100	79	?	-	-	-	-	-	-	-	-	-	-
Cifar100	80	SAT	9.71	6.38	4.10	-	-	-	-	-	-	X
Cifar100	81	?	-	-	-	-	-	-	-	-	-	-
Cifar100	82	UNSAT	17.9	16.4	-	-	-	-	-	-	-	22.1
Cifar100	83	UNSAT	17.9	16.5	-	-	-	-	-	-	-	22.8
Cifar100	84	UNSAT	19.7	-	-	-	-	-	-	-	-	33.8
Cifar100	85	SAT	9.21	-	5.11	-	-	-	-	-	-	X
Cifar100	86	UNSAT	25.6	-	-	-	-	-	-	-	-	37.9
Cifar100	87	?	-	-	-	-	-	-	-	-	-	-
Cifar100	88	UNSAT	20.2	-	-	-	-	-	-	-	-	31.7
Cifar100	89	UNSAT	23.0	-	-	-	-	-	-	-	-	35.5
Cifar100	90	UNSAT	19.7	-	-	-	-	-	-	-	-	32.4
Cifar100	91	UNSAT	19.1	-	-	-	-	-	-	-	-	30.9
Cifar100	92	?	-	-	-	-	-	-	-	-	-	-
Cifar100	93	?	-	-	-	-	-	-	-	-	-	-
Cifar100	94	UNSAT	26.2	-	-	-	-	-	-	-	-	39.4
Cifar100	95	UNSAT	29.4	-	-	-	-	-	-	-	-	49.2
Cifar100	96	?	-	-	-	-	-	-	-	-	-	-
Cifar100	97	UNSAT	17.8	18.0	-	-	-	-	-	-	-	22.5
Cifar100	98	UNSAT	14.7	10.6	-	-	-	-	-	-	-	15.6
Cifar100	99	SAT	9.73	6.40	3.10	-	-	-	-	-	-	X
Cifar100	100	UNSAT	25.6	-	-	-	-	-	-	-	-	-
Cifar100	101	UNSAT	13.9	15.8	-	-	-	-	-	-	-	19.5
Cifar100	102	UNSAT	23.4	-	-	-	-	-	-	-	-	61.5
Cifar100	103	UNSAT	23.7	20.8	-	-	-	-	-	-	-	48.1
Cifar100	104	SAT	10.1	-	-	-	-	-	-	-	-	-
Cifar100	105	UNSAT	13.6	16.8	-	-	-	-	-	-	-	17.9
Cifar100	106	?	-	-	-	-	-	-	-	-	-	-
Cifar100	107	UNSAT	22.0	80.4	-	-	-	-	-	-	-	-
Cifar100	108	?	-	-	-	-	-	-	-	-	-	-
Cifar100	109	UNSAT	24.4	30.5	-	-	-	-	-	-	-	-
Cifar100	110	SAT	10.1	-	4.10	-	-	-	-	-	-	X
Cifar100	111	?	-	-	-	-	-	-	-	-	-	-
Cifar100	112	?	-	-	-	-	-	-	-	-	-	-
Cifar100	113	UNSAT	14.9	14.7	-	-	-	-	-	-	-	19.0
Cifar100	114	?	-	-	-	-	-	-	-	-	-	-
Cifar100	115	UNSAT	91.6	110	-	-	-	-	-	-	-	-
Cifar100	116	?	-	-	-	-	-	-	-	-	-	-
Cifar100	117	UNSAT	13.6	16.4	-	-	-	-	-	-	-	-
Cifar100	118	UNSAT	28.0	-	-	-	-	-	-	-	-	-
Cifar100	119	UNSAT	103	-	-	-	-	-	-	-	-	-
Cifar100	120	UNSAT	22.4	94.5	-	-	-	-	-	-	-	50.1
Cifar100	121	?	-	-	-	-	-	-	-	-	-	-
Cifar100	122	UNSAT	27.6	-	-	-	-	-	-	-	-	-
Cifar100	123	?	-	-	-	-	-	-	-	-	-	-

Table 37: Regular Track Instance Runtimes. Fastest times are blue. Second fastest are green. Penalties are red crosses (X).

Category	Id	Result	α - β -C	PyRAT	Marab	NNen	NNV	NeVer2	CORA	NSAT
Cifar100	124	UNSAT	40.3	-	-	-	-	-	-	88.2
Cifar100	125	UNSAT	22.5	-	-	-	-	-	-	43.1
Cifar100	126	UNSAT	25.4	-	-	-	-	-	-	64.5
Cifar100	127	?	-	-	-	-	-	-	-	-
Cifar100	128	UNSAT	-	112	-	-	-	-	-	-
Cifar100	129	SAT	10.2	6.53	4.10	-	-	-	-	-
Cifar100	130	?	-	-	-	-	-	-	-	-
Cifar100	131	UNSAT	25.6	-	-	-	-	-	-	-
Cifar100	132	UNSAT	23.0	22.3	-	-	-	-	-	-
Cifar100	133	UNSAT	32.6	-	-	-	-	-	-	64.3
Cifar100	134	UNSAT	23.7	110	-	-	-	-	-	-
Cifar100	135	UNSAT	13.7	13.6	-	-	-	-	-	18.5
Cifar100	136	UNSAT	15.4	17.4	-	-	-	-	-	25.5
Cifar100	137	UNSAT	24.9	-	-	-	-	-	-	58.1
Cifar100	138	?	-	-	-	-	-	-	-	-
Cifar100	139	?	-	-	-	-	-	-	-	-
Cifar100	140	UNSAT	23.9	44.9	-	-	-	-	-	36.6
Cifar100	141	UNSAT	24.5	-	-	-	-	-	-	-
Cifar100	142	UNSAT	14.1	16.1	-	-	-	-	-	21.1
Cifar100	143	?	-	-	-	-	-	-	-	-
Cifar100	144	UNSAT	91.4	-	-	-	-	-	-	-
Cifar100	145	UNSAT	48.9	-	-	-	-	-	-	-
Cifar100	146	UNSAT	14.8	16.4	-	-	-	-	-	19.6
Cifar100	147	?	-	-	-	-	-	-	-	-
Cifar100	148	SAT	10.3	-	7.12	-	-	-	-	-
Cifar100	149	SAT	11.0	6.68	14.2	-	-	-	-	-
Cifar100	150	UNSAT	14.1	16.1	-	-	-	-	-	20.8
Cifar100	151	?	-	-	-	-	-	-	-	-
Cifar100	152	UNSAT	27.3	-	-	-	-	-	-	-
Cifar100	153	UNSAT	15.5	17.2	-	-	-	-	-	-
Cifar100	154	UNSAT	23.9	45.9	-	-	-	-	-	56.1
Cifar100	155	UNSAT	15.3	16.3	-	-	-	-	-	23.3
Cifar100	156	?	-	-	-	-	-	-	-	-
Cifar100	157	?	-	-	-	-	-	-	-	-
Cifar100	158	?	-	-	-	-	-	-	-	-
Cifar100	159	UNSAT	25.8	-	-	-	-	-	-	-
Cifar100	160	?	-	-	-	-	-	-	-	-
Cifar100	161	UNSAT	22.2	21.4	-	-	-	-	-	52.0
Cifar100	162	UNSAT	22.7	56.7	-	-	-	-	-	59.0
Cifar100	163	UNSAT	24.1	-	-	-	-	-	-	-
Cifar100	164	?	-	-	-	-	-	-	-	-
Cifar100	165	UNSAT	14.4	16.5	-	-	-	-	-	24.5
Cifar100	166	UNSAT	22.7	46.0	-	-	-	-	-	57.9
Cifar100	167	?	-	-	-	-	-	-	-	-
Cifar100	168	UNSAT	13.6	14.8	-	-	-	-	-	18.6
Cifar100	169	SAT	10.2	6.53	22.2	-	-	-	-	-
Cifar100	170	UNSAT	13.9	16.5	-	-	-	-	-	19.9
Cifar100	171	UNSAT	24.0	46.2	-	-	-	-	-	53.5
Cifar100	172	SAT	9.90	-	-	-	-	-	-	53.0
Cifar100	173	SAT	10.1	6.50	4.11	-	-	-	-	X
Cifar100	174	UNSAT	24.9	111	-	-	-	-	-	-
Cifar100	175	UNSAT	13.9	16.9	-	-	-	-	-	19.6
Cifar100	176	?	-	-	-	-	-	-	-	-
Cifar100	177	UNSAT	35.3	114	-	-	-	-	-	-
Cifar100	178	?	-	-	-	-	-	-	-	-
Cifar100	179	?	-	-	-	-	-	-	-	-
Cifar100	180	UNSAT	21.9	31.5	-	-	-	-	-	-
Cifar100	181	?	-	-	-	-	-	-	-	-
Cifar100	182	UNSAT	24.6	-	-	-	-	-	-	62.6
Cifar100	183	UNSAT	24.1	-	-	-	-	-	-	69.1
Cifar100	184	SAT	9.52	6.56	5.11	-	-	-	-	-
Cifar100	185	UNSAT	22.5	83.9	-	-	-	-	-	60.2
Cifar100	186	UNSAT	24.5	-	-	-	-	-	-	70.4
Cifar100	187	UNSAT	28.0	-	-	-	-	-	-	60.0
Cifar100	188	SAT	10.3	6.51	3.10	-	-	-	-	-
Cifar100	189	SAT	10.1	6.52	4.11	-	-	-	-	X
Cifar100	190	UNSAT	12.9	17.9	-	-	-	-	-	-

Table 37: Regular Track Instance Runtimes. Fastest times are blue. Second fastest are green. Penalties are red crosses (X).

Category	Id	Result	α - β -C	PyRAT	Marab	NNen	NNV	NeVer2	CORA	NSAT
Cifar100	191	UNSAT	21.8	61.3	-	-	-	-	-	-
Cifar100	192	UNSAT	75.3	-	-	-	-	-	-	-
Cifar100	193	SAT	9.63	6.49	4.11	-	-	-	-	X
Cifar100	194	?	-	-	-	-	-	-	-	-
Cifar100	195	UNSAT	24.3	55.6	-	-	-	-	-	68.6
Cifar100	196	UNSAT	32.3	-	-	-	-	-	-	-
Cifar100	197	UNSAT	23.8	-	-	-	-	-	-	-
Cifar100	198	UNSAT	23.7	-	-	-	-	-	-	-
Cifar100	199	UNSAT	24.0	-	-	-	-	-	-	63.7
Collins Rul Cnn 2023 0		UNSAT	8.71	3.85	6.09	1.71	25.8	-	-	2.13
Collins Rul Cnn 2023 1		SAT	7.14	3.62	1.09	1.81	24.6	-	11.6	X
Collins Rul Cnn 2023 2		UNSAT	8.75	3.82	6.09	1.86	25.3	-	-	2.12
Collins Rul Cnn 2023 3		UNSAT	8.69	3.81	6.09	1.92	25.8	-	-	2.13
Collins Rul Cnn 2023 4		UNSAT	8.71	3.81	6.09	1.83	26.3	-	-	2.13
Collins Rul Cnn 2023 5		SAT	7.12	3.62	1.09	1.63	25.3	-	11.6	X
Collins Rul Cnn 2023 6		SAT	7.15	3.59	1.09	1.72	25.0	-	11.6	X
Collins Rul Cnn 2023 7		UNSAT	8.72	3.83	6.09	1.83	25.7	-	-	2.15
Collins Rul Cnn 2023 8		UNSAT	8.75	3.78	6.09	1.97	26.0	-	-	2.12
Collins Rul Cnn 2023 9		SAT	7.11	3.60	1.09	1.73	24.5	-	11.7	X
Collins Rul Cnn 2023 10		SAT	7.10	3.59	1.09	1.68	24.4	-	11.6	X
Collins Rul Cnn 2023 11		SAT	7.13	3.59	1.09	1.71	24.5	-	11.6	X
Collins Rul Cnn 2023 12		UNSAT	8.69	3.82	6.09	1.72	26.2	-	-	2.13
Collins Rul Cnn 2023 13		UNSAT	8.71	3.81	6.09	1.65	25.6	-	-	2.13
Collins Rul Cnn 2023 14		UNSAT	8.73	3.78	6.09	1.62	26.0	-	-	2.14
Collins Rul Cnn 2023 15		SAT	7.12	3.58	1.09	1.72	24.4	-	11.7	X
Collins Rul Cnn 2023 16		SAT	7.12	3.56	1.09	1.60	25.0	-	-	X
Collins Rul Cnn 2023 17		UNSAT	8.70	3.89	7.10	1.79	25.7	-	-	2.28
Collins Rul Cnn 2023 18		UNSAT	8.72	3.83	8.13	1.72	26.0	-	-	2.12
Collins Rul Cnn 2023 19		SAT	7.15	3.61	1.09	1.75	24.6	-	X	X
Collins Rul Cnn 2023 20		SAT	7.57	-	1.09	7.21	24.1	-	11.7	X
Collins Rul Cnn 2023 21		SAT	7.15	3.66	1.09	1.84	24.4	-	11.6	X
Collins Rul Cnn 2023 22		SAT	7.11	3.61	1.09	1.67	25.7	-	11.6	X
Collins Rul Cnn 2023 23		SAT	7.12	3.60	1.10	1.75	24.6	-	X	X
Collins Rul Cnn 2023 24		UNSAT	8.71	3.81	7.09	1.71	26.9	-	-	2.31
Collins Rul Cnn 2023 25		UNSAT	8.76	3.85	7.10	1.61	26.9	-	-	2.17
Collins Rul Cnn 2023 26		SAT	7.11	3.63	1.09	1.75	24.6	-	11.6	X
Collins Rul Cnn 2023 27		SAT	7.11	3.62	1.09	1.90	24.7	-	11.7	X
Collins Rul Cnn 2023 28		SAT	7.13	3.60	1.09	1.77	24.4	-	11.6	X
Collins Rul Cnn 2023 29		UNSAT	8.77	3.82	7.09	1.75	26.2	-	-	2.17
Collins Rul Cnn 2023 30		UNSAT	8.70	3.92	7.10	1.65	26.4	-	-	2.16
Collins Rul Cnn 2023 31		SAT	7.11	3.67	1.09	1.75	24.3	-	11.7	X
Collins Rul Cnn 2023 32		SAT	7.13	3.58	1.09	1.79	24.3	-	X	X
Collins Rul Cnn 2023 33		SAT	7.15	3.58	1.09	1.74	24.6	-	11.6	X
Collins Rul Cnn 2023 34		UNSAT	8.75	3.90	12.2	1.83	26.1	-	-	2.17
Collins Rul Cnn 2023 35		UNSAT	8.74	3.81	11.2	1.67	26.2	-	-	2.17
Collins Rul Cnn 2023 36		UNSAT	8.73	3.89	11.2	1.77	26.3	-	-	2.18
Collins Rul Cnn 2023 37		SAT	7.13	3.57	1.09	1.66	24.4	-	11.7	X
Collins Rul Cnn 2023 38		SAT	7.14	3.60	1.09	1.85	25.3	-	11.6	X
Collins Rul Cnn 2023 39		UNSAT	8.75	3.85	7.10	1.75	26.0	-	-	2.17
Collins Rul Cnn 2023 40		UNSAT	8.74	3.89	11.2	1.90	25.9	-	-	2.32
Collins Rul Cnn 2023 41		SAT	7.87	-	1.09	12.4	24.4	-	11.6	X
Collins Rul Cnn 2023 42		SAT	7.12	3.62	1.09	1.78	24.4	-	11.7	X
Collins Rul Cnn 2023 43		UNSAT	8.77	3.91	12.1	1.71	26.1	-	-	3.04
Collins Rul Cnn 2023 44		SAT	7.12	3.66	1.09	1.76	24.9	-	X	X
Collins Rul Cnn 2023 45		SAT	7.12	3.62	1.09	1.75	24.7	-	X	X
Collins Rul Cnn 2023 46		SAT	7.12	3.66	1.09	1.82	25.2	-	X	X
Collins Rul Cnn 2023 47		SAT	7.12	3.66	1.09	1.69	24.7	-	X	X
Collins Rul Cnn 2023 48		UNSAT	8.74	3.85	34.7	1.94	25.7	-	-	3.05
Collins Rul Cnn 2023 49		SAT	7.64	3.73	1.09	3.83	24.8	-	X	X
Collins Rul Cnn 2023 50		SAT	7.62	-	1.09	4.18	24.7	-	X	X
Collins Rul Cnn 2023 51		UNSAT	8.78	3.86	32.6	1.72	25.9	-	-	3.18
Collins Rul Cnn 2023 52		UNSAT	8.77	3.92	31.6	1.82	26.3	-	-	3.23
Collins Rul Cnn 2023 53		SAT	7.12	3.69	1.09	1.84	25.4	-	X	X
Collins Rul Cnn 2023 54		UNSAT	8.79	4.15	36.8	1.68	27.0	-	-	2.83
Collins Rul Cnn 2023 55		UNSAT	8.79	3.92	35.8	1.68	26.0	-	-	3.21
Collins Rul Cnn 2023 56		SAT	7.26	3.67	1.09	3.99	24.4	-	-	X
Collins Rul Cnn 2023 57		UNSAT	8.76	4.10	33.8	1.63	26.2	-	-	2.84

Table 37: Regular Track Instance Runtimes. Fastest times are blue. Second fastest are green. Penalties are red crosses (X).

Category	Id	Result	α - β -C	PyRAT	Marab	NEn	NNV	NeVer2	CORA	NSAT
Collins Rul Cnn 2023	58	SAT	7.60	-	3.10	4.83	24.5	-	X	X
Collins Rul Cnn 2023	59	UNSAT	8.75	3.91	37.8	1.80	26.6	-	-	3.02
Collins Rul Cnn 2023	60	UNSAT	8.82	4.14	32.8	1.81	27.0	-	-	3.19
Collins Rul Cnn 2023	61	UNSAT	8.76	3.93	36.8	1.71	26.1	-	-	3.03
Cora	0	SAT	7.44	7.01	3.10	-	-	-	-	X
Cora	1	?	-	-	-	-	-	-	-	-
Cora	2	UNSAT	7.73	10.0	9.11	1.37	29.4	8.08	13.0	1.97
Cora	3	SAT	7.44	6.06	3.10	-	-	3.52	-	X
Cora	4	?	-	-	-	-	-	-	-	-
Cora	5	UNSAT	7.76	10.0	10.1	1.43	29.2	3.50	12.1	1.95
Cora	6	SAT	7.42	6.12	3.10	-	-	3.55	-	X
Cora	7	?	-	-	-	-	-	-	-	-
Cora	8	UNSAT	7.70	9.74	9.11	1.34	28.0	3.47	13.0	1.95
Cora	9	SAT	7.42	6.19	3.10	-	-	-	-	X
Cora	10	?	-	-	-	-	-	-	-	-
Cora	11	UNSAT	7.73	9.99	9.11	1.32	28.7	8.10	12.1	1.95
Cora	12	SAT	7.41	-	3.12	-	-	-	-	X
Cora	13	?	-	-	-	-	-	-	-	-
Cora	14	UNSAT	7.70	9.67	9.13	1.38	27.6	7.66	11.8	1.96
Cora	15	SAT	7.42	6.14	3.12	-	-	-	-	X
Cora	16	?	-	-	-	-	-	-	-	-
Cora	17	UNSAT	7.74	9.76	9.10	1.24	28.0	8.39	11.0	1.95
Cora	18	SAT	7.44	6.14	3.11	-	-	-	-	X
Cora	19	?	-	-	-	-	-	-	-	-
Cora	20	UNSAT	7.73	9.65	10.1	1.37	27.3	8.12	11.0	1.96
Cora	21	SAT	7.41	6.11	3.10	-	-	3.52	-	X
Cora	22	?	-	-	-	-	-	-	-	-
Cora	23	UNSAT	7.75	9.99	10.1	1.32	32.5	3.48	11.4	1.95
Cora	24	SAT	7.43	6.08	3.10	-	25.1	3.52	12.2	X
Cora	25	?	-	-	-	-	-	-	-	-
Cora	26	UNSAT	7.72	9.51	9.11	1.39	28.7	7.85	10.9	1.95
Cora	27	SAT	7.40	6.10	3.10	-	-	3.56	-	X
Cora	28	SAT	7.46	-	3.10	-	-	-	-	X
Cora	29	SAT	7.45	10.2	3.10	8.55	-	3.51	-	X
Cora	30	SAT	7.07	6.10	1.09	1.37	25.0	-	12.1	X
Cora	31	SAT	7.42	-	4.11	-	-	-	-	X
Cora	32	UNSAT	7.72	10.0	11.1	1.28	-	3.47	11.0	1.95
Cora	33	SAT	7.42	22.9	3.12	-	-	-	-	X
Cora	34	?	-	-	-	-	-	-	-	-
Cora	35	UNSAT	7.70	9.67	9.11	1.37	27.7	7.81	11.2	1.95
Cora	36	SAT	7.45	-	3.10	-	-	-	-	X
Cora	37	?	-	-	-	-	-	-	-	-
Cora	38	UNSAT	8.28	10.1	17.2	8.43	-	-	-	4.20
Cora	39	SAT	7.39	6.08	4.11	-	-	-	-	X
Cora	40	?	-	-	-	-	-	-	-	-
Cora	41	UNSAT	7.73	9.41	9.11	1.38	26.7	7.53	12.0	1.98
Cora	42	SAT	7.43	6.06	3.10	-	-	-	-	X
Cora	43	SAT	7.44	-	3.10	-	-	-	-	X
Cora	44	UNSAT	7.71	10.0	13.1	1.35	-	3.48	11.2	1.95
Cora	45	SAT	7.04	6.10	1.09	1.34	25.7	3.51	13.4	X
Cora	46	?	-	-	-	-	-	-	-	-
Cora	47	SAT	7.41	6.07	1.09	8.28	25.3	3.53	11.2	X
Cora	48	SAT	7.41	6.06	3.10	-	25.1	3.55	12.4	X
Cora	49	?	-	-	-	-	-	-	-	-
Cora	50	UNSAT	7.73	10.1	11.1	1.30	37.2	3.49	13.1	1.96
Cora	51	SAT	7.41	6.05	3.10	-	-	3.54	-	X
Cora	52	?	-	-	-	-	-	-	-	-
Cora	53	UNSAT	7.72	9.56	9.11	1.43	27.4	8.11	12.9	1.94
Cora	54	SAT	7.42	6.08	3.12	-	-	-	-	X
Cora	55	?	-	-	-	-	-	-	-	-
Cora	56	UNSAT	7.71	9.58	9.13	1.33	27.9	7.82	12.0	1.96
Cora	57	SAT	7.43	6.04	3.10	-	-	3.54	-	X
Cora	58	?	-	-	-	-	-	-	-	-
Cora	59	UNSAT	7.71	9.84	9.11	1.37	28.4	7.99	11.9	1.95
Cora	60	SAT	7.11	6.17	1.09	-	25.9	-	-	X
Cora	61	SAT	7.16	6.20	1.09	-	26.3	-	-	X
Cora	62	SAT	7.45	6.23	1.09	-	-	-	-	X

Table 37: Regular Track Instance Runtimes. Fastest times are blue. Second fastest are green. Penalties are red crosses (X).

Category	Id	Result	α - β -C	PyRAT	Marab	NEn	NNV	NeVer2	CORA	NSAT
Cora	63	SAT	7.09	6.17	1.09	3.58	25.9	-	X	X
Cora	64	SAT	7.43	6.16	3.10	-	-	-	-	X
Cora	65	SAT	7.46	6.16	3.10	-	-	-	-	X
Cora	66	SAT	7.10	6.21	1.09	-	26.1	-	-	X
Cora	67	SAT	7.44	6.17	1.09	-	26.3	-	-	X
Cora	68	SAT	7.10	6.24	1.09	3.45	27.3	-	-	X
Cora	69	SAT	7.12	6.21	1.09	-	26.0	-	X	X
Cora	70	SAT	7.46	6.25	2.09	-	25.7	-	X	X
Cora	71	SAT	7.12	6.20	1.09	-	25.7	-	X	X
Cora	72	SAT	7.13	6.21	1.09	-	25.9	-	-	X
Cora	73	SAT	7.11	6.20	1.09	-	26.2	-	-	X
Cora	74	SAT	7.43	6.20	3.10	-	-	-	-	X
Cora	75	SAT	7.44	6.19	3.10	-	-	-	-	X
Cora	76	SAT	7.11	6.19	1.09	-	-	-	X	X
Cora	77	SAT	7.46	6.20	3.10	-	-	-	X	X
Cora	78	SAT	7.11	6.22	1.09	-	26.1	-	X	X
Cora	79	SAT	7.44	6.17	3.10	-	-	-	X	X
Cora	80	SAT	7.48	6.17	3.10	-	-	-	X	X
Cora	81	SAT	7.13	6.25	1.09	-	26.2	-	X	X
Cora	82	SAT	7.10	6.12	1.09	-	26.0	-	X	X
Cora	83	SAT	7.41	6.18	3.10	-	-	-	-	X
Cora	84	SAT	7.12	6.25	1.09	-	26.5	-	-	X
Cora	85	SAT	7.13	6.15	1.09	-	26.4	-	-	X
Cora	86	SAT	7.45	6.19	3.10	-	-	-	-	X
Cora	87	SAT	7.10	6.16	1.09	-	25.9	-	X	X
Cora	88	SAT	7.11	6.22	1.09	-	25.9	-	-	X
Cora	89	SAT	7.43	6.23	2.09	-	26.2	-	-	X
Cora	90	SAT	7.12	6.17	1.09	-	26.0	-	-	X
Cora	91	SAT	7.10	6.14	1.09	-	26.0	-	-	X
Cora	92	SAT	7.12	6.17	1.09	-	25.6	-	-	X
Cora	93	SAT	7.14	6.16	1.09	-	26.3	-	-	X
Cora	94	SAT	7.10	6.18	1.09	-	26.3	-	-	X
Cora	95	SAT	7.45	6.22	3.10	-	-	-	-	X
Cora	96	SAT	7.08	6.20	1.09	-	26.4	-	X	X
Cora	97	SAT	7.43	6.25	3.10	-	-	-	X	X
Cora	98	SAT	7.11	6.15	1.09	-	25.8	-	-	X
Cora	99	SAT	7.13	6.18	1.09	-	26.1	-	X	X
Cora	100	SAT	7.44	6.16	3.10	-	26.3	-	X	X
Cora	101	SAT	7.44	6.13	3.10	-	26.1	-	X	X
Cora	102	SAT	7.12	6.18	1.09	-	25.6	-	X	X
Cora	103	SAT	7.11	6.22	1.09	-	25.9	-	-	X
Cora	104	SAT	7.44	6.14	3.10	-	-	-	-	X
Cora	105	SAT	7.13	6.18	1.09	-	25.7	-	X	X
Cora	106	SAT	7.10	6.20	1.09	-	25.9	-	-	X
Cora	107	SAT	7.44	6.18	3.10	-	-	-	-	X
Cora	108	SAT	7.10	6.22	1.09	-	27.6	-	-	X
Cora	109	SAT	7.43	6.18	3.10	-	-	-	-	X
Cora	110	SAT	7.42	6.18	3.10	-	-	-	-	X
Cora	111	SAT	7.11	6.22	1.09	-	26.9	-	X	X
Cora	112	SAT	7.11	6.18	1.09	-	26.3	-	-	X
Cora	113	SAT	7.44	6.18	3.10	-	-	-	-	X
Cora	114	SAT	7.12	6.16	1.10	-	26.4	-	X	X
Cora	115	SAT	7.11	6.19	1.09	-	26.5	-	-	X
Cora	116	SAT	7.43	6.16	3.10	-	-	-	-	X
Cora	117	SAT	7.11	6.16	1.09	-	26.0	-	-	X
Cora	118	SAT	7.12	6.23	1.09	-	27.0	-	X	X
Cora	119	SAT	7.45	6.20	3.10	-	-	-	X	X
Cora	120	SAT	7.46	6.12	3.10	-	-	-	X	X
Cora	121	SAT	7.45	6.22	3.10	-	-	-	X	X
Cora	122	SAT	7.46	6.20	3.10	-	-	-	X	X
Cora	123	SAT	7.43	6.20	3.10	-	-	-	-	X
Cora	124	SAT	7.42	6.16	3.10	-	-	-	X	X
Cora	125	SAT	7.44	6.19	3.10	-	-	-	13.3	X
Cora	126	SAT	7.46	6.20	3.10	-	-	-	-	X
Cora	127	SAT	7.45	6.19	3.10	-	-	-	X	X
Cora	128	SAT	7.45	6.16	3.10	-	-	-	-	X
Cora	129	SAT	7.45	6.21	3.10	-	-	-	X	X

Table 37: Regular Track Instance Runtimes. Fastest times are blue. Second fastest are green. Penalties are red crosses (X).

Category	Id	Result	α - β -C	PyRAT	Marab	NNen	NNV	NeVer2	CORA	NSAT
Cora	130	SAT	7.44	6.20	3.10	-	-	-	X	X
Cora	131	SAT	7.44	6.20	3.10	-	-	-	-	X
Cora	132	SAT	7.43	6.17	3.10	-	-	-	-	X
Cora	133	SAT	7.42	6.22	3.10	-	-	-	-	X
Cora	134	UNSAT	-	-	-	-	-	-	X	-
Cora	135	SAT	7.44	6.17	3.10	-	-	-	X	X
Cora	136	SAT	7.44	6.17	3.10	-	-	-	X	X
Cora	137	UNSAT	10.2	22.3	32.3	-	-	-	-	9.01
Cora	138	SAT	7.47	6.20	3.10	-	-	-	-	X
Cora	139	SAT	7.44	6.20	3.10	-	-	-	-	X
Cora	140	SAT	7.46	6.16	3.12	-	-	-	12.4	X
Cora	141	SAT	7.11	6.18	1.09	-	26.5	-	X	X
Cora	142	UNSAT	-	-	-	-	-	-	X	-
Cora	143	SAT	7.47	6.18	3.10	-	-	-	X	X
Cora	144	SAT	7.45	6.13	3.10	-	-	-	-	X
Cora	145	?	-	-	-	-	-	-	-	-
Cora	146	SAT	7.45	6.11	3.10	-	-	-	X	X
Cora	147	SAT	7.43	6.15	3.10	-	-	-	-	X
Cora	148	SAT	7.44	6.15	3.10	-	-	-	-	X
Cora	149	SAT	7.43	6.15	3.10	-	-	-	X	X
Cora	150	SAT	7.44	-	3.10	-	-	-	-	X
Cora	151	SAT	7.44	6.19	3.10	-	-	-	X	X
Cora	152	UNSAT	8.40	10.2	19.2	29.8	-	-	X	4.69
Cora	153	SAT	7.42	6.14	3.10	-	-	-	-	X
Cora	154	SAT	7.44	6.14	3.10	-	-	-	-	X
Cora	155	SAT	7.42	6.11	3.10	-	-	-	-	X
Cora	156	SAT	7.45	6.17	3.10	-	-	-	X	X
Cora	157	SAT	7.43	6.16	3.10	-	-	-	X	X
Cora	158	SAT	7.50	6.17	3.10	-	-	-	-	X
Cora	159	SAT	7.43	6.19	3.10	-	-	-	-	X
Cora	160	SAT	7.43	6.22	3.10	-	-	-	-	X
Cora	161	UNSAT	11.0	-	-	-	-	-	13.0	15.8
Cora	162	SAT	7.46	6.15	3.10	-	-	-	X	X
Cora	163	SAT	7.44	6.17	3.10	-	-	-	X	X
Cora	164	UNSAT	24.8	-	-	-	-	-	-	-
Cora	165	SAT	7.46	6.17	3.10	-	-	-	X	X
Cora	166	SAT	7.44	6.17	3.10	-	-	-	X	X
Cora	167	SAT	7.44	6.16	3.10	-	-	-	X	X
Cora	168	SAT	7.44	6.18	3.10	-	-	-	X	X
Cora	169	SAT	7.46	6.13	3.13	-	-	-	X	X
Cora	170	SAT	7.44	6.27	3.11	-	26.3	-	-	X
Cora	171	UNSAT	-	-	-	-	-	-	X	-
Cora	172	UNSAT	-	-	-	-	-	-	X	-
Cora	173	UNSAT	7.87	10.3	25.2	-	-	-	X	2.51
Cora	174	SAT	7.43	6.19	4.11	-	-	-	-	X
Cora	175	SAT	7.43	6.14	3.10	-	-	-	-	X
Cora	176	UNSAT	7.89	10.2	18.2	3.74	-	-	12.4	2.52
Cora	177	SAT	7.43	6.18	3.10	-	-	-	-	X
Cora	178	SAT	7.41	6.19	3.10	-	-	-	-	X
Cora	179	SAT	7.44	6.12	3.10	-	-	-	X	X
Dist Shift 2023	0	UNSAT	8.63	3.87	30.2	-	88.9	-	12.7	-
Dist Shift 2023	1	UNSAT	7.87	3.86	7.10	-	91.7	-	12.3	-
Dist Shift 2023	2	UNSAT	11.4	4.38	7.10	-	-	-	11.5	-
Dist Shift 2023	3	UNSAT	7.91	3.73	7.10	-	85.3	-	12.4	-
Dist Shift 2023	4	UNSAT	7.95	3.76	7.10	-	85.9	-	12.3	-
Dist Shift 2023	5	UNSAT	8.67	3.82	7.10	-	89.3	-	12.3	-
Dist Shift 2023	6	UNSAT	8.75	3.74	7.10	-	-	-	11.2	-
Dist Shift 2023	7	UNSAT	7.92	3.82	8.10	-	85.6	-	12.6	-
Dist Shift 2023	8	UNSAT	7.88	3.72	7.10	-	85.3	-	13.4	-
Dist Shift 2023	9	UNSAT	12.8	5.60	7.10	-	-	-	42.6	-
Dist Shift 2023	10	UNSAT	11.4	3.79	26.2	-	90.3	-	12.2	-
Dist Shift 2023	11	UNSAT	8.72	3.72	7.10	-	93.3	-	11.4	-
Dist Shift 2023	12	UNSAT	11.4	3.77	36.3	-	86.3	-	14.0	-
Dist Shift 2023	13	UNSAT	7.91	3.81	7.10	-	89.0	-	11.5	-
Dist Shift 2023	14	UNSAT	7.89	3.83	7.10	-	86.6	-	13.8	-
Dist Shift 2023	15	UNSAT	8.70	3.76	7.10	-	90.3	-	13.1	-
Dist Shift 2023	16	SAT	7.14	3.85	1.09	-	25.4	-	12.7	-

Table 37: Regular Track Instance Runtimes. Fastest times are blue. Second fastest are green. Penalties are red crosses (X).

Category	Id	Result	α - β -C	PyRAT	Marab	NNen	NNV	NeVer2	CORA	NSAT
Dist Shift 2023	17	UNSAT	7.87	3.84	7.10	-	86.5	-	12.2	-
Dist Shift 2023	18	SAT	7.15	3.67	1.09	-	25.8	-	13.6	-
Dist Shift 2023	19	UNSAT	8.73	4.44	62.5	-	89.0	-	11.9	-
Dist Shift 2023	20	UNSAT	12.3	4.14	338	-	91.6	-	13.0	-
Dist Shift 2023	21	UNSAT	7.88	3.89	10.1	-	86.4	-	12.4	-
Dist Shift 2023	22	SAT	7.11	3.67	1.09	-	25.7	-	12.4	-
Dist Shift 2023	23	UNSAT	7.93	3.80	8.10	-	115	-	12.4	-
Dist Shift 2023	24	UNSAT	7.90	3.74	7.10	-	86.8	-	12.4	-
Dist Shift 2023	25	UNSAT	11.4	3.78	7.10	-	-	-	12.4	-
Dist Shift 2023	26	UNSAT	11.4	4.14	51.4	-	-	-	13.6	-
Dist Shift 2023	27	UNSAT	8.73	3.77	7.10	-	87.8	-	12.7	-
Dist Shift 2023	28	UNSAT	7.89	3.75	7.10	-	99.6	-	13.2	-
Dist Shift 2023	29	UNSAT	7.85	3.78	7.10	-	87.4	-	12.3	-
Dist Shift 2023	30	UNSAT	7.88	3.82	7.10	-	85.0	-	12.2	-
Dist Shift 2023	31	UNSAT	8.57	3.84	7.10	-	85.8	-	13.5	-
Dist Shift 2023	32	SAT	11.1	155	7.10	-	-	-	16.0	-
Dist Shift 2023	33	UNSAT	11.4	4.22	-	-	98.5	-	12.6	-
Dist Shift 2023	34	UNSAT	7.89	3.75	7.09	-	89.9	-	12.4	-
Dist Shift 2023	35	UNSAT	7.87	3.80	7.10	-	87.4	-	12.7	-
Dist Shift 2023	36	UNSAT	8.60	3.81	17.2	-	87.8	-	12.4	-
Dist Shift 2023	37	SAT	7.10	21.8	7.09	-	-	-	20.2	-
Dist Shift 2023	38	UNSAT	7.91	3.84	7.10	-	87.7	-	11.4	-
Dist Shift 2023	39	UNSAT	8.67	3.82	7.10	-	86.7	-	12.6	-
Dist Shift 2023	40	UNSAT	8.69	3.84	7.10	-	87.7	-	11.5	-
Dist Shift 2023	41	UNSAT	7.89	3.73	7.10	-	85.7	-	11.1	-
Dist Shift 2023	42	UNSAT	7.86	3.77	7.10	-	91.3	-	13.3	-
Dist Shift 2023	43	UNSAT	7.89	3.76	7.10	-	89.9	-	12.1	-
Dist Shift 2023	44	UNSAT	8.57	3.80	42.4	-	86.1	-	12.4	-
Dist Shift 2023	45	UNSAT	7.91	3.81	7.10	-	88.1	-	12.3	-
Dist Shift 2023	46	UNSAT	8.76	4.07	7.10	-	-	-	11.5	-
Dist Shift 2023	47	UNSAT	7.87	3.78	7.10	-	84.2	-	12.2	-
Dist Shift 2023	48	SAT	7.14	3.97	1.09	-	26.4	-	12.8	-
Dist Shift 2023	49	UNSAT	7.90	3.89	9.11	-	85.9	-	12.3	-
Dist Shift 2023	50	UNSAT	7.93	3.79	7.10	-	86.6	-	12.3	-
Dist Shift 2023	51	UNSAT	8.73	3.75	7.10	-	92.2	-	14.0	-
Dist Shift 2023	52	UNSAT	7.87	3.77	8.10	-	87.5	-	11.4	-
Dist Shift 2023	53	UNSAT	7.89	3.75	8.10	-	87.5	-	12.7	-
Dist Shift 2023	54	UNSAT	8.59	3.72	52.5	-	88.7	-	11.3	-
Dist Shift 2023	55	UNSAT	11.4	4.37	7.10	-	-	-	13.7	-
Dist Shift 2023	56	UNSAT	7.87	3.85	10.1	-	87.1	-	11.4	-
Dist Shift 2023	57	UNSAT	8.58	3.82	7.10	-	91.4	-	12.6	-
Dist Shift 2023	58	UNSAT	7.89	3.79	7.10	-	86.4	-	13.7	-
Dist Shift 2023	59	UNSAT	11.4	4.42	-	-	-	-	12.4	-
Dist Shift 2023	60	UNSAT	7.87	3.85	7.10	-	85.9	-	12.5	-
Dist Shift 2023	61	UNSAT	8.53	3.78	7.10	-	87.9	-	13.4	-
Dist Shift 2023	62	SAT	7.12	3.94	1.09	-	25.6	-	12.5	-
Dist Shift 2023	63	UNSAT	7.88	3.88	7.10	-	85.6	-	12.3	-
Dist Shift 2023	64	UNSAT	7.87	3.88	7.10	-	91.2	-	11.3	-
Dist Shift 2023	65	UNSAT	12.9	4.83	44.4	-	-	-	87.7	-
Dist Shift 2023	66	UNSAT	11.4	4.11	7.10	-	-	-	13.5	-
Dist Shift 2023	67	UNSAT	8.69	4.08	7.10	-	-	-	13.5	-
Dist Shift 2023	68	UNSAT	7.88	3.82	7.10	-	88.6	-	12.3	-
Dist Shift 2023	69	UNSAT	12.2	4.71	7.10	-	-	-	12.4	-
Dist Shift 2023	70	?	-	-	-	-	-	-	-	-
Dist Shift 2023	71	SAT	7.16	20.7	2.09	-	-	-	19.0	-
Linearizenn	0	SAT	7.15	9.30	1.09	X	-	-	-	-
Linearizenn	1	UNSAT	8.89	3.91	6.10	1.91	-	-	-	-
Linearizenn	2	UNSAT	7.25	4.14	6.09	1.90	-	-	-	-
Linearizenn	3	UNSAT	7.27	3.59	6.09	2.10	-	-	-	-
Linearizenn	4	UNSAT	7.32	3.87	6.09	2.11	-	-	-	-
Linearizenn	5	UNSAT	7.28	3.85	6.10	2.04	-	-	-	-
Linearizenn	6	UNSAT	10.0	6.02	6.10	2.86	-	-	-	-
Linearizenn	7	UNSAT	7.26	4.41	6.10	2.39	-	-	-	-
Linearizenn	8	UNSAT	7.28	3.57	6.10	2.15	-	-	-	-
Linearizenn	9	UNSAT	9.33	4.39	6.10	2.55	-	-	-	-
Linearizenn	10	UNSAT	7.27	4.44	6.10	2.34	-	-	-	-
Linearizenn	11	UNSAT	7.27	3.86	6.09	2.11	-	-	-	-

Table 37: Regular Track Instance Runtimes. Fastest times are blue. Second fastest are green. Penalties are red crosses (X).

Category	Id	Result	α - β -C	PyRAT	Marab	NEn	NNV	NeVer2	CORA	NSAT
Linearizenn	12	UNSAT	10.7	9.48	6.10	9.85	-	-	-	-
Linearizenn	13	UNSAT	10.1	6.24	6.10	5.22	-	-	-	-
Linearizenn	14	UNSAT	10.2	6.42	6.10	5.50	-	-	-	-
Linearizenn	15	UNSAT	10.1	6.63	6.09	5.63	-	-	-	-
Linearizenn	16	UNSAT	9.73	5.68	6.10	4.29	-	-	-	-
Linearizenn	17	UNSAT	10.1	6.18	6.10	5.24	-	-	-	-
Linearizenn	18	UNSAT	11.0	11.4	6.10	4.70	-	-	-	-
Linearizenn	19	UNSAT	9.88	6.62	6.09	3.18	-	-	-	-
Linearizenn	20	UNSAT	9.84	7.29	6.10	3.20	-	-	-	-
Linearizenn	21	UNSAT	10.1	6.98	6.10	3.51	-	-	-	-
Linearizenn	22	UNSAT	9.56	6.03	6.09	3.12	-	-	-	-
Linearizenn	23	UNSAT	9.90	7.21	6.10	3.44	-	-	-	-
Linearizenn	24	UNSAT	11.1	22.6	6.10	9.31	-	-	-	-
Linearizenn	25	UNSAT	10.9	13.6	6.10	5.99	-	-	-	-
Linearizenn	26	UNSAT	10.5	12.2	6.10	6.02	-	-	-	-
Linearizenn	27	UNSAT	10.0	7.89	6.10	3.47	-	-	-	-
Linearizenn	28	UNSAT	10.2	9.88	6.10	4.37	-	-	-	-
Linearizenn	29	UNSAT	10.5	8.45	6.09	4.29	-	-	-	-
Linearizenn	30	UNSAT	11.3	27.3	6.10	20.4	-	-	-	-
Linearizenn	31	UNSAT	10.7	17.6	6.09	10.8	-	-	-	-
Linearizenn	32	UNSAT	10.4	13.0	6.10	8.12	-	-	-	-
Linearizenn	33	UNSAT	10.1	11.0	6.10	7.41	-	-	-	-
Linearizenn	34	UNSAT	10.2	9.68	6.10	5.56	-	-	-	-
Linearizenn	35	UNSAT	10.6	16.7	6.09	12.9	-	-	-	-
Linearizenn	36	UNSAT	10.9	10.5	6.09	11.0	-	-	-	-
Linearizenn	37	UNSAT	9.78	6.18	6.10	4.63	-	-	-	-
Linearizenn	38	UNSAT	9.90	6.16	6.10	3.80	-	-	-	-
Linearizenn	39	UNSAT	9.91	6.33	6.09	3.37	-	-	-	-
Linearizenn	40	UNSAT	9.53	5.02	6.10	2.81	-	-	-	-
Linearizenn	41	UNSAT	9.65	5.02	6.10	2.74	-	-	-	-
Linearizenn	42	UNSAT	11.1	15.2	6.09	9.39	-	-	-	-
Linearizenn	43	UNSAT	10.4	9.48	6.10	5.79	-	-	-	-
Linearizenn	44	UNSAT	10.0	8.63	6.09	5.52	-	-	-	-
Linearizenn	45	UNSAT	10.6	10.1	6.10	6.57	-	-	-	-
Linearizenn	46	UNSAT	10.4	8.80	6.09	5.97	-	-	-	-
Linearizenn	47	UNSAT	10.6	10.3	6.10	6.53	-	-	-	-
Linearizenn	48	UNSAT	10.6	8.56	6.10	6.79	-	-	-	-
Linearizenn	49	UNSAT	10.1	6.31	6.09	3.03	-	-	-	-
Linearizenn	50	UNSAT	9.88	5.71	6.09	2.99	-	-	-	-
Linearizenn	51	UNSAT	9.63	5.11	6.10	2.59	-	-	-	-
Linearizenn	52	UNSAT	9.99	5.48	6.09	2.80	-	-	-	-
Linearizenn	53	UNSAT	9.91	5.27	6.10	2.93	-	-	-	-
Linearizenn	54	UNSAT	9.95	5.11	6.10	2.16	-	-	-	-
Linearizenn	55	UNSAT	7.25	3.63	6.10	1.92	-	-	-	-
Linearizenn	56	UNSAT	8.94	4.14	6.09	2.02	-	-	-	-
Linearizenn	57	UNSAT	8.99	4.12	6.10	2.06	-	-	-	-
Linearizenn	58	UNSAT	8.95	3.90	6.10	2.08	-	-	-	-
Linearizenn	59	UNSAT	8.97	4.44	6.10	2.15	-	-	-	-
Metaroom 2023	0	UNSAT	8.03	15.1	-	2.71	29.1	-	-	7.22
Metaroom 2023	1	UNSAT	7.86	13.2	-	-	27.2	-	-	7.15
Metaroom 2023	2	UNSAT	7.60	9.86	8.10	-	25.6	-	-	4.19
Metaroom 2023	3	UNSAT	8.17	14.3	-	3.07	30.6	-	-	7.86
Metaroom 2023	4	UNSAT	7.63	9.89	8.10	-	26.0	-	-	4.18
Metaroom 2023	5	UNSAT	7.89	13.0	-	-	25.9	-	-	7.33
Metaroom 2023	6	UNSAT	7.79	9.93	8.10	2.15	29.0	-	-	4.36
Metaroom 2023	7	UNSAT	8.11	16.0	-	3.83	29.5	-	-	7.03
Metaroom 2023	8	UNSAT	7.57	9.78	8.10	-	25.4	-	-	4.18
Metaroom 2023	9	UNSAT	7.61	9.81	8.10	-	25.6	-	-	4.18
Metaroom 2023	10	UNSAT	7.60	9.85	8.10	-	25.5	-	-	4.18
Metaroom 2023	11	UNSAT	7.88	12.8	-	-	26.3	-	-	7.19
Metaroom 2023	12	UNSAT	7.81	13.2	-	-	26.8	-	-	7.50
Metaroom 2023	13	UNSAT	7.87	13.1	-	-	27.2	-	-	6.81
Metaroom 2023	14	UNSAT	7.60	9.94	8.10	1.89	28.6	-	-	4.21
Metaroom 2023	15	UNSAT	7.87	12.9	-	-	26.5	-	-	6.83
Metaroom 2023	16	UNSAT	7.60	9.90	8.10	1.85	28.2	-	-	4.19
Metaroom 2023	17	UNSAT	7.58	9.88	8.10	-	26.5	-	-	4.22
Metaroom 2023	18	UNSAT	7.61	9.80	8.10	-	26.6	-	-	4.23

Table 37: Regular Track Instance Runtimes. Fastest times are blue. Second fastest are green. Penalties are red crosses (X).

Category	Id	Result	α - β -C	PyRAT	Marab	N Nen	NNV	NeVer2	CORA	NSAT
Metaroom 2023	19	UNSAT	8.25	13.6	-	2.68	30.2	-	-	7.82
Metaroom 2023	20	UNSAT	7.85	9.96	8.10	1.99	28.3	-	-	4.53
Metaroom 2023	21	UNSAT	8.03	13.5	-	2.79	28.9	-	-	7.48
Metaroom 2023	22	UNSAT	7.60	9.85	8.10	1.80	28.2	-	-	4.18
Metaroom 2023	23	UNSAT	7.89	12.6	-	-	26.4	-	-	7.25
Metaroom 2023	24	UNSAT	7.63	9.77	8.10	-	25.5	-	-	4.18
Metaroom 2023	25	UNSAT	8.24	13.3	-	2.83	29.5	-	-	7.19
Metaroom 2023	26	UNSAT	7.94	13.3	-	3.04	29.2	-	-	7.18
Metaroom 2023	27	UNSAT	8.12	13.8	-	2.75	30.2	-	-	7.16
Metaroom 2023	28	UNSAT	12.0	10.2	8.10	3.91	29.1	-	-	4.84
Metaroom 2023	29	SAT	8.64	145	30.2	-	-	-	-	X
Metaroom 2023	30	UNSAT	8.26	14.1	-	2.96	31.0	-	-	7.12
Metaroom 2023	31	UNSAT	7.77	9.84	8.10	1.86	28.6	-	-	4.39
Metaroom 2023	32	UNSAT	7.60	9.81	8.10	-	26.1	-	-	4.19
Metaroom 2023	33	UNSAT	7.64	9.82	8.10	-	25.9	-	-	4.21
Metaroom 2023	34	UNSAT	7.62	9.88	8.10	1.94	28.8	-	-	4.18
Metaroom 2023	35	UNSAT	7.58	9.86	8.10	-	25.9	-	-	4.19
Metaroom 2023	36	SAT	8.56	-	12.1	-	-	-	-	X
Metaroom 2023	37	UNSAT	7.77	12.7	-	-	26.4	-	-	7.58
Metaroom 2023	38	UNSAT	7.91	9.95	8.10	1.91	29.7	-	-	4.52
Metaroom 2023	39	UNSAT	8.13	15.7	-	3.78	31.1	-	-	7.05
Metaroom 2023	40	UNSAT	8.04	13.3	-	2.82	29.1	-	-	7.35
Metaroom 2023	41	UNSAT	7.86	13.1	-	-	26.2	-	-	6.95
Metaroom 2023	42	UNSAT	7.65	9.88	8.10	-	25.7	-	-	4.20
Metaroom 2023	43	UNSAT	7.60	9.88	8.10	1.83	28.9	-	-	4.19
Metaroom 2023	44	UNSAT	7.89	13.1	-	-	26.1	-	-	6.69
Metaroom 2023	45	SAT	8.23	7.81	1.09	-	26.3	-	-	X
Metaroom 2023	46	UNSAT	7.88	12.6	-	-	26.9	-	-	8.20
Metaroom 2023	47	SAT	8.24	8.46	2.09	-	26.4	-	-	X
Metaroom 2023	48	UNSAT	7.88	13.0	-	-	27.3	-	-	6.83
Metaroom 2023	49	UNSAT	8.27	13.5	-	2.86	29.1	-	-	7.28
Metaroom 2023	50	UNSAT	8.15	15.6	-	3.91	30.8	-	-	7.02
Metaroom 2023	51	UNSAT	7.65	9.90	8.10	-	25.9	-	-	4.20
Metaroom 2023	52	UNSAT	7.59	9.80	8.10	-	26.2	-	-	4.18
Metaroom 2023	53	UNSAT	7.80	9.87	8.10	2.03	29.5	-	-	4.37
Metaroom 2023	54	UNSAT	8.04	13.8	-	2.71	29.7	-	-	7.02
Metaroom 2023	55	UNSAT	7.86	13.1	-	-	26.7	-	-	7.23
Metaroom 2023	56	UNSAT	8.05	14.0	-	2.82	29.6	-	-	6.85
Metaroom 2023	57	UNSAT	7.60	9.91	8.10	-	25.8	-	-	4.19
Metaroom 2023	58	UNSAT	7.58	9.86	8.10	1.97	28.7	-	-	4.19
Metaroom 2023	59	UNSAT	8.14	14.1	-	2.95	29.6	-	-	7.03
Metaroom 2023	60	UNSAT	7.89	13.0	-	-	27.5	-	-	6.85
Metaroom 2023	61	UNSAT	7.59	9.86	8.10	-	25.7	-	-	4.18
Metaroom 2023	62	UNSAT	7.99	13.1	-	2.68	29.3	-	-	6.81
Metaroom 2023	63	?	-	-	-	-	-	-	-	-
Metaroom 2023	64	?	-	-	-	-	-	-	-	-
Metaroom 2023	65	UNSAT	7.86	12.9	-	-	26.2	-	-	7.33
Metaroom 2023	66	UNSAT	7.61	9.91	8.10	-	26.9	-	-	4.19
Metaroom 2023	67	UNSAT	7.59	9.81	8.10	2.07	29.5	-	-	4.19
Metaroom 2023	68	UNSAT	7.59	9.85	8.10	1.98	28.8	-	-	4.18
Metaroom 2023	69	UNSAT	7.86	12.7	-	-	26.3	-	-	7.25
Metaroom 2023	70	UNSAT	13.6	21.6	8.10	48.6	-	-	-	66.9
Metaroom 2023	71	UNSAT	7.60	9.80	8.10	2.05	28.1	-	-	4.18
Metaroom 2023	72	UNSAT	7.64	9.81	8.10	-	25.6	-	-	4.21
Metaroom 2023	73	SAT	8.27	137	3.10	3.74	-	-	-	X
Metaroom 2023	74	UNSAT	7.59	9.83	8.10	-	26.9	-	-	4.20
Metaroom 2023	75	UNSAT	7.61	9.89	8.10	1.89	29.0	-	-	4.18
Metaroom 2023	76	UNSAT	8.11	14.6	-	2.99	28.8	-	-	7.02
Metaroom 2023	77	UNSAT	7.78	9.89	8.10	2.01	29.0	-	-	4.38
Metaroom 2023	78	SAT	7.95	10.2	2.10	4.18	-	-	-	X
Metaroom 2023	79	UNSAT	7.86	13.3	-	-	26.4	-	-	6.68
Metaroom 2023	80	UNSAT	7.60	9.84	8.10	-	25.8	-	-	4.21
Metaroom 2023	81	UNSAT	7.88	13.4	-	-	26.5	-	-	6.63
Metaroom 2023	82	UNSAT	7.84	10.1	8.10	2.11	29.3	-	-	4.26
Metaroom 2023	83	UNSAT	8.13	14.5	-	2.82	29.8	-	-	7.36
Metaroom 2023	84	UNSAT	8.13	14.7	-	2.88	30.0	-	-	7.36
Metaroom 2023	85	UNSAT	8.05	13.5	-	2.80	30.5	-	-	7.74

Table 37: Regular Track Instance Runtimes. Fastest times are blue. Second fastest are green. Penalties are red crosses (X).

Category	Id	Result	α - β -C	PyRAT	Marab	NNen	NNV	NeVer2	CORA	NSAT
Metaroom 2023	86	UNSAT	7.87	13.3	-	-	26.1	-	-	6.66
Metaroom 2023	87	UNSAT	8.14	14.4	-	3.08	29.2	-	-	6.99
Metaroom 2023	88	UNSAT	7.58	9.85	8.10	-	25.8	-	-	4.22
Metaroom 2023	89	UNSAT	7.88	13.4	-	-	27.7	-	-	6.85
Metaroom 2023	90	UNSAT	7.60	9.77	8.10	-	25.5	-	-	4.23
Metaroom 2023	91	UNSAT	7.61	9.81	8.11	1.88	29.0	-	-	4.22
Metaroom 2023	92	SAT	8.56	36.9	4.11	-	-	-	-	X
Metaroom 2023	93	UNSAT	7.87	13.0	-	-	27.2	-	-	6.79
Metaroom 2023	94	UNSAT	7.88	13.5	-	-	26.8	-	-	6.68
Metaroom 2023	95	UNSAT	7.59	9.86	8.10	-	25.5	-	-	4.20
Metaroom 2023	96	UNSAT	7.74	9.92	8.10	2.07	29.3	-	-	4.35
Metaroom 2023	97	UNSAT	7.60	9.90	8.10	-	26.0	-	-	4.20
Metaroom 2023	98	UNSAT	8.13	15.3	-	3.18	30.6	-	-	7.37
Metaroom 2023	99	UNSAT	7.61	9.79	8.10	-	26.1	-	-	4.22
Nn4sys 2023	0	UNSAT	9.17	-	-	-	-	-	-	-
Nn4sys 2023	1	UNSAT	7.82	3.66	6.09	-	-	-	-	-
Nn4sys 2023	2	UNSAT	7.82	3.62	6.09	-	-	-	-	-
Nn4sys 2023	3	UNSAT	7.95	3.77	7.12	-	-	-	-	-
Nn4sys 2023	4	UNSAT	8.60	-	-	-	-	-	-	-
Nn4sys 2023	5	UNSAT	7.84	3.65	6.09	-	-	-	-	-
Nn4sys 2023	6	UNSAT	7.84	3.66	6.09	-	-	-	-	-
Nn4sys 2023	7	UNSAT	9.14	-	-	-	-	-	-	-
Nn4sys 2023	8	UNSAT	8.60	-	-	-	-	-	-	-
Nn4sys 2023	9	UNSAT	8.59	-	-	-	-	-	-	-
Nn4sys 2023	10	UNSAT	7.95	3.63	6.10	-	-	-	-	-
Nn4sys 2023	11	UNSAT	7.98	3.66	6.10	-	-	-	-	-
Nn4sys 2023	12	UNSAT	7.81	3.62	6.10	-	-	-	-	-
Nn4sys 2023	13	UNSAT	7.85	3.60	6.10	-	-	-	-	-
Nn4sys 2023	14	UNSAT	7.96	3.71	7.10	-	-	-	-	-
Nn4sys 2023	15	UNSAT	8.59	-	-	-	-	-	-	-
Nn4sys 2023	16	UNSAT	9.14	-	-	-	-	-	-	-
Nn4sys 2023	17	UNSAT	9.16	-	-	-	-	-	-	-
Nn4sys 2023	18	UNSAT	7.81	3.66	6.09	-	-	-	-	-
Nn4sys 2023	19	UNSAT	7.80	3.70	6.09	-	-	-	-	-
Nn4sys 2023	20	UNSAT	7.97	3.76	7.10	-	-	-	-	-
Nn4sys 2023	21	UNSAT	9.17	-	-	-	-	-	-	-
Nn4sys 2023	22	UNSAT	7.95	3.73	6.09	-	-	-	-	-
Nn4sys 2023	23	UNSAT	7.96	3.77	7.10	-	-	-	-	-
Nn4sys 2023	24	UNSAT	7.84	3.63	6.10	-	-	-	-	-
Nn4sys 2023	25	UNSAT	9.14	-	-	-	-	-	-	-
Nn4sys 2023	26	UNSAT	8.64	-	-	-	-	-	-	-
Nn4sys 2023	27	UNSAT	7.82	3.66	6.09	-	-	-	-	-
Nn4sys 2023	28	UNSAT	7.88	3.66	6.09	-	-	-	-	-
Nn4sys 2023	29	UNSAT	7.95	3.63	6.09	-	-	-	-	-
Nn4sys 2023	30	UNSAT	7.94	3.73	6.09	-	-	-	-	-
Nn4sys 2023	31	UNSAT	7.94	3.71	7.10	-	-	-	-	-
Nn4sys 2023	32	UNSAT	8.56	-	-	-	-	-	-	-
Nn4sys 2023	33	UNSAT	7.97	3.74	6.09	-	-	-	-	-
Nn4sys 2023	34	UNSAT	9.15	-	-	-	-	-	-	-
Nn4sys 2023	35	UNSAT	12.2	-	-	-	-	-	-	-
Nn4sys 2023	36	UNSAT	11.7	-	-	-	-	-	-	-
Nn4sys 2023	37	UNSAT	11.8	-	-	-	-	-	-	-
Nn4sys 2023	38	UNSAT	12.2	-	-	-	-	-	-	-
Nn4sys 2023	39	UNSAT	11.7	-	-	-	-	-	-	-
Nn4sys 2023	40	UNSAT	12.1	-	-	-	-	-	-	-
Nn4sys 2023	41	UNSAT	12.3	-	-	-	-	-	-	-
Nn4sys 2023	42	UNSAT	12.0	-	-	-	-	-	-	-
Nn4sys 2023	43	UNSAT	12.6	-	-	-	-	-	-	-
Nn4sys 2023	44	UNSAT	12.2	-	-	-	-	-	-	-
Nn4sys 2023	45	UNSAT	12.1	-	-	-	-	-	-	-
Nn4sys 2023	46	UNSAT	12.1	-	-	-	-	-	-	-
Nn4sys 2023	47	UNSAT	12.2	-	-	-	-	-	-	-
Nn4sys 2023	48	UNSAT	11.7	-	-	-	-	-	-	-
Nn4sys 2023	49	UNSAT	12.1	-	-	-	-	-	-	-
Nn4sys 2023	50	UNSAT	11.8	-	-	-	-	-	-	-
Nn4sys 2023	51	UNSAT	11.7	-	-	-	-	-	-	-
Nn4sys 2023	52	UNSAT	12.1	-	-	-	-	-	-	-

Table 37: Regular Track Instance Runtimes. Fastest times are blue. Second fastest are green. Penalties are red crosses (X).

Category	Id	Result	α - β -C	PyRAT	Marab	NNen	NNV	NeVer2	CORA	NSAT
Nn4sys 2023	53	UNSAT	12.5	-	-	-	-	-	-	-
Nn4sys 2023	54	UNSAT	11.7	-	-	-	-	-	-	-
Nn4sys 2023	55	UNSAT	12.2	-	-	-	-	-	-	-
Nn4sys 2023	56	UNSAT	12.0	-	-	-	-	-	-	-
Nn4sys 2023	57	UNSAT	11.9	-	-	-	-	-	-	-
Nn4sys 2023	58	UNSAT	11.8	-	-	-	-	-	-	-
Nn4sys 2023	59	UNSAT	12.4	-	-	-	-	-	-	-
Nn4sys 2023	60	UNSAT	11.7	-	-	-	-	-	-	-
Nn4sys 2023	61	UNSAT	12.2	-	-	-	-	-	-	-
Nn4sys 2023	62	UNSAT	12.1	-	-	-	-	-	-	-
Nn4sys 2023	63	UNSAT	11.9	-	-	-	-	-	-	-
Nn4sys 2023	64	UNSAT	11.9	-	-	-	-	-	-	-
Nn4sys 2023	65	UNSAT	12.2	-	-	-	-	-	-	-
Nn4sys 2023	66	UNSAT	11.9	-	-	-	-	-	-	-
Nn4sys 2023	67	UNSAT	12.0	-	-	-	-	-	-	-
Nn4sys 2023	68	UNSAT	11.9	-	-	-	-	-	-	-
Nn4sys 2023	69	UNSAT	12.5	-	-	-	-	-	-	-
Nn4sys 2023	70	UNSAT	12.4	-	-	-	-	-	-	-
Nn4sys 2023	71	UNSAT	12.4	-	-	-	-	-	-	-
Nn4sys 2023	72	UNSAT	12.8	-	-	-	-	-	-	-
Nn4sys 2023	73	UNSAT	12.5	-	-	-	-	-	-	-
Nn4sys 2023	74	UNSAT	13.2	-	-	-	-	-	-	-
Nn4sys 2023	75	UNSAT	12.9	-	-	-	-	-	-	-
Nn4sys 2023	76	UNSAT	12.6	-	-	-	-	-	-	-
Nn4sys 2023	77	UNSAT	12.5	-	-	-	-	-	-	-
Nn4sys 2023	78	UNSAT	12.4	-	-	-	-	-	-	-
Nn4sys 2023	79	UNSAT	12.4	-	-	-	-	-	-	-
Nn4sys 2023	80	UNSAT	12.4	-	-	-	-	-	-	-
Nn4sys 2023	81	UNSAT	12.5	-	-	-	-	-	-	-
Nn4sys 2023	82	UNSAT	12.7	-	-	-	-	-	-	-
Nn4sys 2023	83	UNSAT	12.4	-	-	-	-	-	-	-
Nn4sys 2023	84	UNSAT	12.2	-	-	-	-	-	-	-
Nn4sys 2023	85	UNSAT	12.2	-	-	-	-	-	-	-
Nn4sys 2023	86	UNSAT	12.5	-	-	-	-	-	-	-
Nn4sys 2023	87	UNSAT	12.8	-	-	-	-	-	-	-
Nn4sys 2023	88	UNSAT	12.3	-	-	-	-	-	-	-
Nn4sys 2023	89	UNSAT	12.2	-	-	-	-	-	-	-
Nn4sys 2023	90	UNSAT	12.2	-	-	-	-	-	-	-
Nn4sys 2023	91	UNSAT	12.2	-	-	-	-	-	-	-
Nn4sys 2023	92	UNSAT	12.5	-	-	-	-	-	-	-
Nn4sys 2023	93	UNSAT	12.2	-	-	-	-	-	-	-
Nn4sys 2023	94	UNSAT	12.5	-	-	-	-	-	-	-
Nn4sys 2023	95	UNSAT	12.4	-	-	-	-	-	-	-
Nn4sys 2023	96	UNSAT	12.3	-	-	-	-	-	-	-
Nn4sys 2023	97	UNSAT	12.5	-	-	-	-	-	-	-
Nn4sys 2023	98	UNSAT	13.3	-	-	-	-	-	-	-
Nn4sys 2023	99	UNSAT	12.5	-	-	-	-	-	-	-
Nn4sys 2023	100	UNSAT	12.3	-	-	-	-	-	-	-
Nn4sys 2023	101	UNSAT	12.4	-	-	-	-	-	-	-
Nn4sys 2023	102	UNSAT	12.8	-	-	-	-	-	-	-
Nn4sys 2023	103	UNSAT	12.8	-	-	-	-	-	-	-
Nn4sys 2023	104	UNSAT	12.8	-	-	-	-	-	-	-
Nn4sys 2023	105	UNSAT	7.08	3.82	6.09	0.95	-	-	12.4	-
Nn4sys 2023	106	UNSAT	7.10	3.87	6.10	0.94	-	-	11.2	-
Nn4sys 2023	107	UNSAT	7.30	8.15	-	1.33	-	-	-	-
Nn4sys 2023	108	UNSAT	7.27	8.79	-	1.46	-	-	-	-
Nn4sys 2023	109	UNSAT	7.29	9.48	-	1.72	-	-	-	-
Nn4sys 2023	110	UNSAT	7.33	9.93	-	1.85	-	-	-	-
Nn4sys 2023	111	UNSAT	7.26	9.72	-	2.11	-	-	-	-
Nn4sys 2023	112	UNSAT	7.26	11.6	-	2.23	-	-	-	-
Nn4sys 2023	113	UNSAT	7.30	10.6	-	2.43	-	-	-	-
Nn4sys 2023	114	UNSAT	7.28	11.0	-	2.56	-	-	-	-
Nn4sys 2023	115	UNSAT	7.41	10.1	-	2.77	-	-	-	-
Nn4sys 2023	116	UNSAT	7.41	11.8	-	3.02	-	-	-	-
Nn4sys 2023	117	UNSAT	7.50	12.8	-	6.55	-	-	-	-
Nn4sys 2023	118	UNSAT	7.55	13.4	-	7.20	-	-	-	-
Nn4sys 2023	119	UNSAT	7.65	14.7	-	10.4	-	-	-	-

Table 37: Regular Track Instance Runtimes. Fastest times are blue. Second fastest are green. Penalties are red crosses (X).

Category	Id	Result	α - β -C	PyRAT	Marab	NNen	NNV	NeVer2	CORA	NSAT
Nn4sys 2023	120	UNSAT	7.67	11.9	-	11.4	-	-	-	-
Nn4sys 2023	121	UNSAT	7.71	11.6	-	14.4	-	-	-	-
Nn4sys 2023	122	UNSAT	7.75	18.8	-	15.7	-	-	-	-
Nn4sys 2023	123	UNSAT	7.95	18.7	-	17.7	-	-	-	-
Nn4sys 2023	124	UNSAT	8.04	21.7	-	19.7	-	-	-	-
Nn4sys 2023	125	UNSAT	8.01	12.2	-	19.5	-	-	-	-
Nn4sys 2023	126	UNSAT	8.10	21.1	-	21.7	-	-	-	-
Nn4sys 2023	127	UNSAT	12.0	71.8	-	-	-	-	-	-
Nn4sys 2023	128	UNSAT	12.1	78.3	-	-	-	-	-	-
Nn4sys 2023	129	UNSAT	9.34	4.09	-	-	-	-	-	-
Nn4sys 2023	130	UNSAT	9.63	38.0	-	-	-	-	-	-
Nn4sys 2023	131	UNSAT	10.3	57.6	-	-	-	-	-	-
Nn4sys 2023	132	UNSAT	10.5	74.5	-	-	-	-	-	-
Nn4sys 2023	133	UNSAT	12.8	-	-	-	-	-	-	-
Nn4sys 2023	134	UNSAT	13.6	-	-	-	-	-	-	-
Nn4sys 2023	135	UNSAT	14.6	-	-	-	-	-	-	-
Nn4sys 2023	136	UNSAT	15.4	-	-	-	-	-	-	-
Nn4sys 2023	137	UNSAT	9.46	4.37	-	-	-	-	-	-
Nn4sys 2023	138	UNSAT	10.5	-	-	-	-	-	-	-
Nn4sys 2023	139	UNSAT	11.0	-	-	-	-	-	-	-
Nn4sys 2023	140	UNSAT	10.9	-	-	-	-	-	-	-
Nn4sys 2023	141	UNSAT	11.3	-	-	-	-	-	-	-
Nn4sys 2023	142	UNSAT	11.4	-	-	-	-	-	-	-
Nn4sys 2023	143	UNSAT	11.0	-	-	-	-	-	-	-
Nn4sys 2023	144	UNSAT	11.3	-	-	-	-	-	-	-
Nn4sys 2023	145	UNSAT	16.9	-	-	-	-	-	-	-
Nn4sys 2023	146	UNSAT	17.4	-	-	-	-	-	-	-
Nn4sys 2023	147	UNSAT	20.3	-	-	-	-	-	-	-
Nn4sys 2023	148	UNSAT	22.4	-	-	-	-	-	-	-
Nn4sys 2023	149	UNSAT	23.0	-	-	-	-	-	-	-
Nn4sys 2023	150	UNSAT	26.0	-	-	-	-	-	-	-
Nn4sys 2023	151	UNSAT	27.8	-	-	-	-	-	-	-
Nn4sys 2023	152	UNSAT	29.1	-	-	-	-	-	-	-
Nn4sys 2023	153	UNSAT	31.5	-	-	-	-	-	-	-
Nn4sys 2023	154	UNSAT	32.9	-	-	-	-	-	-	-
Nn4sys 2023	155	UNSAT	35.1	-	-	-	-	-	-	-
Nn4sys 2023	156	UNSAT	38.1	-	-	-	-	-	-	-
Nn4sys 2023	157	UNSAT	38.6	-	-	-	-	-	-	-
Nn4sys 2023	158	UNSAT	41.5	-	-	-	-	-	-	-
Nn4sys 2023	159	UNSAT	43.6	-	-	-	-	-	-	-
Nn4sys 2023	160	UNSAT	10.8	15.3	-	-	-	-	-	-
Nn4sys 2023	161	UNSAT	14.0	-	-	-	-	-	-	-
Nn4sys 2023	162	UNSAT	16.2	-	-	-	-	-	-	-
Nn4sys 2023	163	UNSAT	18.2	-	-	-	-	-	-	-
Nn4sys 2023	164	UNSAT	28.4	-	-	-	-	-	-	-
Nn4sys 2023	165	UNSAT	33.0	-	-	-	-	-	-	-
Nn4sys 2023	166	UNSAT	38.1	-	-	-	-	-	-	-
Nn4sys 2023	167	UNSAT	42.2	-	-	-	-	-	-	-
Nn4sys 2023	168	UNSAT	47.2	-	-	-	-	-	-	-
Nn4sys 2023	169	UNSAT	52.5	-	-	-	-	-	-	-
Nn4sys 2023	170	UNSAT	56.2	-	-	-	-	-	-	-
Nn4sys 2023	171	UNSAT	12.1	13.9	-	-	-	-	-	-
Nn4sys 2023	172	UNSAT	15.4	-	-	-	-	-	-	-
Nn4sys 2023	173	UNSAT	16.8	-	-	-	-	-	-	-
Nn4sys 2023	174	UNSAT	18.7	-	-	-	-	-	-	-
Nn4sys 2023	175	UNSAT	20.3	-	-	-	-	-	-	-
Nn4sys 2023	176	UNSAT	23.8	-	-	-	-	-	-	-
Nn4sys 2023	177	UNSAT	24.8	-	-	-	-	-	-	-
Nn4sys 2023	178	UNSAT	28.2	-	-	-	-	-	-	-
Nn4sys 2023	179	UNSAT	50.3	-	-	-	-	-	-	-
Nn4sys 2023	180	UNSAT	60.7	-	-	-	-	-	-	-
Nn4sys 2023	181	UNSAT	72.8	-	-	-	-	-	-	-
Nn4sys 2023	182	UNSAT	83.1	-	-	-	-	-	-	-
Nn4sys 2023	183	UNSAT	94.9	-	-	-	-	-	-	-
Nn4sys 2023	184	UNSAT	106	-	-	-	-	-	-	-
Nn4sys 2023	185	UNSAT	118	-	-	-	-	-	-	-
Nn4sys 2023	186	UNSAT	131	-	-	-	-	-	-	-

Table 37: Regular Track Instance Runtimes. Fastest times are blue. Second fastest are green. Penalties are red crosses (X).

Category	Id	Result	α	β	C	PyRAT	Marab	NNen	NNV	NeVer2	CORA	NSAT
Nn4sys 2023	187	UNSAT	140	-	-	-	-	-	-	-	-	-
Nn4sys 2023	188	UNSAT	149	-	-	-	-	-	-	-	-	-
Nn4sys 2023	189	UNSAT	161	-	-	-	-	-	-	-	-	-
Nn4sys 2023	190	UNSAT	173	-	-	-	-	-	-	-	-	-
Nn4sys 2023	191	UNSAT	182	-	-	-	-	-	-	-	-	-
Nn4sys 2023	192	UNSAT	193	-	-	-	-	-	-	-	-	-
Nn4sys 2023	193	UNSAT	206	-	-	-	-	-	-	-	-	-
Safenlp	0	UNSAT	7.41	4.06		6.09	1.16	25.9	-	12.1	-	-
Safenlp	1	SAT	7.81	3.70		3.10	1.34	-	1.53	-	-	-
Safenlp	2	SAT	8.23	4.11		X	1.36	-	-	-	-	-
Safenlp	3	SAT	8.33	3.98		X	1.28	-	1.53	-	-	-
Safenlp	4	UNSAT	8.31	-		X	3.06	-	-	11.5	-	-
Safenlp	5	SAT	7.65	3.62		1.09	1.39	23.7	1.52	12.6	-	-
Safenlp	6	UNSAT	8.44	4.07		6.09	1.53	-	-	12.5	-	-
Safenlp	7	SAT	8.24	3.61		X	1.36	-	1.53	-	-	-
Safenlp	8	SAT	8.12	3.71		X	1.37	-	1.53	-	-	-
Safenlp	9	SAT	8.29	3.71		3.10	1.40	-	1.52	-	-	-
Safenlp	10	SAT	8.32	3.67		6.09	1.36	-	1.53	11.3	-	-
Safenlp	11	SAT	8.33	3.70		X	1.33	-	-	-	-	-
Safenlp	12	UNSAT	8.77	-		X	-	-	-	-	-	-
Safenlp	13	UNSAT	8.47	5.20		6.09	1.97	-	-	12.0	-	-
Safenlp	14	SAT	7.85	3.65		1.09	1.35	24.7	1.52	12.7	-	-
Safenlp	15	SAT	8.23	-		3.10	2.16	-	-	-	-	-
Safenlp	16	SAT	8.14	3.72		3.10	1.31	-	1.53	-	-	-
Safenlp	17	SAT	7.59	3.60		1.09	1.33	24.5	-	12.0	-	-
Safenlp	18	SAT	7.78	3.67		1.09	1.35	23.8	1.53	12.3	-	-
Safenlp	19	UNSAT	7.13	3.73		6.09	1.13	25.9	1.55	13.2	-	-
Safenlp	20	SAT	7.77	3.69		1.09	1.30	24.3	1.53	13.8	-	-
Safenlp	21	UNSAT	8.59	6.35		6.09	2.35	-	-	-	-	-
Safenlp	22	SAT	7.77	3.59		1.09	1.25	24.3	-	12.4	-	-
Safenlp	23	SAT	7.83	3.71		1.09	1.38	23.8	-	12.4	-	-
Safenlp	24	UNSAT	8.38	23.4		6.09	3.57	-	-	-	-	-
Safenlp	25	SAT	8.34	3.72		X	1.34	-	1.53	-	-	-
Safenlp	26	UNSAT	8.57	17.8		7.10	3.76	-	-	-	-	-
Safenlp	27	SAT	8.18	3.71		X	1.36	-	1.53	-	-	-
Safenlp	28	UNSAT	8.53	6.59		7.10	2.66	-	-	23.7	-	-
Safenlp	29	SAT	7.91	3.64		1.09	1.42	-	1.52	12.4	-	-
Safenlp	30	SAT	7.71	3.66		1.09	1.30	-	1.53	12.6	-	-
Safenlp	31	SAT	8.13	-		X	-	-	-	-	-	-
Safenlp	32	UNSAT	7.14	3.76		6.09	1.15	26.1	1.52	12.0	-	-
Safenlp	33	UNSAT	8.52	-		7.10	5.10	-	-	-	-	-
Safenlp	34	SAT	7.83	3.70		1.09	1.38	23.9	1.53	13.1	-	-
Safenlp	35	SAT	8.32	4.02		X	2.02	-	-	-	-	-
Safenlp	36	UNSAT	8.57	17.8		X	2.59	-	-	12.9	-	-
Safenlp	37	SAT	8.34	3.71		X	1.34	-	-	-	-	-
Safenlp	38	SAT	8.35	3.62		X	1.35	23.8	1.52	13.8	-	-
Safenlp	39	SAT	8.32	3.69		X	1.36	-	1.53	-	-	-
Safenlp	40	SAT	8.11	3.63		X	1.36	-	1.53	-	-	-
Safenlp	41	UNSAT	7.11	3.75		X	1.19	26.5	1.52	12.1	-	-
Safenlp	42	SAT	7.87	3.72		1.09	1.41	23.9	1.53	12.4	-	-
Safenlp	43	SAT	7.79	3.61		1.09	1.18	24.0	-	12.8	-	-
Safenlp	44	SAT	8.11	3.67		X	1.37	-	1.53	-	-	-
Safenlp	45	SAT	8.32	3.69		X	1.40	-	1.53	-	-	-
Safenlp	46	UNSAT	10.0	-		8.11	18.7	-	-	-	-	-
Safenlp	47	UNSAT	7.12	3.79		6.09	1.21	26.1	1.52	12.7	-	-
Safenlp	48	UNSAT	8.97	-		7.10	-	-	-	-	-	-
Safenlp	49	UNSAT	8.59	11.4		6.09	2.29	-	-	11.6	-	-
Safenlp	50	SAT	8.34	3.72		3.10	1.36	23.6	1.53	12.9	-	-
Safenlp	51	SAT	7.89	3.65		1.09	1.46	24.1	1.52	12.9	-	-
Safenlp	52	UNSAT	7.13	3.77		6.09	1.21	25.2	1.52	13.3	-	-
Safenlp	53	SAT	8.32	3.70		X	1.40	23.8	1.53	13.0	-	-
Safenlp	54	SAT	8.32	3.68		X	1.35	-	1.52	-	-	-
Safenlp	55	SAT	8.33	3.68		X	1.41	-	-	-	-	-
Safenlp	56	SAT	7.83	3.60		1.09	1.38	-	1.52	13.3	-	-
Safenlp	57	SAT	8.32	3.69		3.10	1.41	-	1.53	14.0	-	-
Safenlp	58	SAT	8.31	3.67		X	1.64	-	-	-	-	-
Safenlp	59	UNSAT	8.51	5.58		6.09	1.84	-	-	12.2	-	-

Table 37: Regular Track Instance Runtimes. Fastest times are blue. Second fastest are green. Penalties are red crosses (X).

Category	Id	Result	α - β -C	PyRAT	Marab	Nen	NNV	NeVer2	CORA	NSAT
Safenlp	60	SAT	8.31	3.70	3.10	1.37	-	-	-	-
Safenlp	61	UNSAT	8.36	4.53	6.09	1.38	-	-	12.2	-
Safenlp	62	SAT	7.70	3.58	1.09	1.34	24.1	1.52	12.6	-
Safenlp	63	SAT	7.82	3.58	1.09	1.39	23.9	-	12.8	-
Safenlp	64	SAT	8.25	3.71	X	1.38	-	1.54	-	-
Safenlp	65	SAT	8.36	3.70	1.09	1.39	-	1.53	-	-
Safenlp	66	SAT	8.36	3.64	3.10	1.40	-	1.52	13.2	-
Safenlp	67	SAT	7.84	3.63	1.09	1.44	24.0	1.53	12.7	-
Safenlp	68	SAT	8.14	4.13	X	1.33	-	1.53	-	-
Safenlp	69	SAT	7.53	3.63	X	1.16	23.9	1.73	12.0	-
Safenlp	70	UNSAT	8.53	10.4	6.09	3.12	-	-	-	-
Safenlp	71	SAT	8.32	-	X	1.89	-	-	-	-
Safenlp	72	UNSAT	8.42	-	6.09	7.14	-	-	-	-
Safenlp	73	SAT	8.09	4.13	X	1.72	-	1.52	-	-
Safenlp	74	SAT	8.38	-	3.10	1.96	-	-	-	-
Safenlp	75	SAT	8.24	-	3.10	-	-	-	-	-
Safenlp	76	SAT	7.94	3.68	X	1.32	-	-	-	-
Safenlp	77	SAT	7.60	3.66	1.09	1.13	24.4	1.78	11.9	-
Safenlp	78	UNSAT	8.97	-	X	-	-	-	-	-
Safenlp	79	UNSAT	7.11	3.85	6.09	1.19	26.0	1.52	11.6	-
Safenlp	80	UNSAT	7.38	3.87	6.09	1.23	26.4	1.52	12.9	-
Safenlp	81	SAT	8.29	3.67	3.10	1.39	-	1.53	-	-
Safenlp	82	SAT	7.83	3.65	1.09	1.35	24.9	1.53	13.0	-
Safenlp	83	SAT	8.21	3.59	X	1.37	24.5	1.52	13.7	-
Safenlp	84	SAT	8.20	3.70	X	1.35	-	1.53	-	-
Safenlp	85	SAT	7.77	3.69	1.09	1.42	24.4	1.53	11.4	-
Safenlp	86	UNSAT	8.90	-	7.10	-	-	-	-	-
Safenlp	87	SAT	8.25	3.69	X	1.52	-	1.53	-	-
Safenlp	88	SAT	8.30	-	3.10	1.63	-	-	-	-
Safenlp	89	SAT	8.09	3.66	X	1.41	-	1.53	-	-
Safenlp	90	UNSAT	7.11	3.74	6.09	1.17	25.6	1.52	11.0	-
Safenlp	91	UNSAT	8.50	10.8	6.09	4.13	-	-	-	-
Safenlp	92	SAT	8.37	-	X	1.37	-	-	-	-
Safenlp	93	SAT	8.31	3.68	X	1.39	-	1.53	-	-
Safenlp	94	SAT	7.81	3.68	1.09	1.37	-	1.52	12.3	-
Safenlp	95	SAT	8.24	3.69	3.10	1.26	-	1.53	13.4	-
Safenlp	96	SAT	7.64	3.61	1.09	1.29	24.2	1.52	13.3	-
Safenlp	97	UNSAT	8.93	-	8.10	-	-	-	-	-
Safenlp	98	UNSAT	8.50	-	X	3.31	-	-	15.6	-
Safenlp	99	SAT	8.20	3.61	X	1.33	24.0	1.53	12.9	-
Safenlp	100	SAT	7.64	3.59	X	1.19	25.0	1.77	13.2	-
Safenlp	101	SAT	8.09	3.66	X	1.36	-	1.52	-	-
Safenlp	102	SAT	8.27	3.67	X	1.30	-	1.52	-	-
Safenlp	103	UNSAT	8.38	9.00	6.09	2.62	-	-	29.7	-
Safenlp	104	SAT	7.83	3.62	1.09	1.25	23.9	1.53	12.2	-
Safenlp	105	UNSAT	8.40	7.98	6.09	2.27	-	-	11.8	-
Safenlp	106	SAT	7.65	3.63	1.09	1.24	24.1	1.53	13.3	-
Safenlp	107	UNSAT	7.11	3.80	X	1.10	26.1	1.52	13.1	-
Safenlp	108	UNSAT	8.38	12.1	6.09	2.91	-	-	12.4	-
Safenlp	109	UNSAT	7.12	3.79	X	1.15	26.5	1.52	13.5	-
Safenlp	110	UNSAT	10.8	-	30.3	-	-	-	-	-
Safenlp	111	SAT	7.86	3.67	1.09	1.42	-	1.52	12.3	-
Safenlp	112	UNSAT	7.14	3.78	6.09	1.18	26.1	1.56	11.8	-
Safenlp	113	SAT	8.31	-	3.10	-	-	-	-	-
Safenlp	114	UNSAT	8.35	14.9	7.10	2.39	-	-	13.2	-
Safenlp	115	SAT	7.83	3.66	1.09	1.41	24.2	1.53	13.1	-
Safenlp	116	SAT	8.20	3.70	X	1.25	-	1.52	-	-
Safenlp	117	SAT	8.27	3.64	X	1.30	-	-	13.6	-
Safenlp	118	UNSAT	8.35	4.04	7.10	1.34	-	-	13.6	-
Safenlp	119	UNSAT	8.44	14.1	7.10	4.53	-	-	-	-
Safenlp	120	UNSAT	11.2	-	12.1	-	-	-	-	-
Safenlp	121	SAT	7.75	3.66	1.09	1.38	-	1.53	13.4	-
Safenlp	122	UNSAT	8.42	14.3	6.09	2.75	-	-	-	-
Safenlp	123	SAT	7.83	3.62	1.09	1.38	-	-	11.1	-
Safenlp	124	SAT	8.33	4.06	3.10	1.41	-	-	-	-
Safenlp	125	UNSAT	10.6	-	8.11	-	-	-	-	-
Safenlp	126	SAT	8.34	-	3.10	1.67	-	-	-	-

Table 37: Regular Track Instance Runtimes. Fastest times are blue. Second fastest are green. Penalties are red crosses (X).

Category	Id	Result	α - β -C	PyRAT	Marab	NNen	NNV	NeVer2	CORA	NSAT
Safenlp	127	SAT	8.15	3.66	3.10	1.40	-	1.53	-	-
Safenlp	128	SAT	7.82	3.57	1.09	1.23	24.1	-	12.3	-
Safenlp	129	SAT	8.28	3.61	3.10	1.40	-	1.53	-	-
Safenlp	130	SAT	7.68	3.62	1.09	1.35	23.9	-	12.8	-
Safenlp	131	SAT	7.71	3.61	X	1.40	24.4	1.52	13.1	-
Safenlp	132	UNSAT	12.3	-	27.3	-	-	-	-	-
Safenlp	133	UNSAT	7.11	3.83	6.09	1.12	25.7	1.58	12.8	-
Safenlp	134	SAT	8.35	3.68	3.10	1.30	-	1.53	-	-
Safenlp	135	UNSAT	8.96	-	7.10	18.8	-	-	-	-
Safenlp	136	SAT	8.31	-	X	1.70	-	-	-	-
Safenlp	137	SAT	8.37	3.67	3.10	1.41	-	1.53	-	-
Safenlp	138	SAT	7.84	3.65	1.09	1.39	23.6	-	11.3	-
Safenlp	139	SAT	8.32	3.66	X	1.33	-	1.53	-	-
Safenlp	140	SAT	7.74	3.67	1.09	1.36	24.1	-	13.1	-
Safenlp	141	SAT	8.19	3.72	X	1.43	-	1.53	-	-
Safenlp	142	UNSAT	7.12	3.78	X	1.21	26.4	1.52	10.8	-
Safenlp	143	UNSAT	8.47	-	6.09	11.9	-	-	-	-
Safenlp	144	SAT	8.25	-	3.10	-	-	-	-	-
Safenlp	145	UNSAT	7.13	3.80	7.10	1.14	25.9	1.52	11.1	-
Safenlp	146	UNSAT	10.3	-	9.11	-	-	-	-	-
Safenlp	147	UNSAT	13.5	-	-	-	-	-	-	-
Safenlp	148	UNSAT	7.13	3.84	X	1.15	25.8	1.52	11.0	-
Safenlp	149	SAT	7.90	3.75	1.09	1.32	23.8	1.53	13.3	-
Safenlp	150	UNSAT	7.18	3.80	6.09	1.08	26.9	1.52	13.8	-
Safenlp	151	SAT	8.34	3.71	X	1.24	-	1.52	-	-
Safenlp	152	UNSAT	8.59	-	X	-	-	-	-	-
Safenlp	153	UNSAT	8.60	13.3	6.09	2.83	-	-	13.1	-
Safenlp	154	UNSAT	7.15	3.79	X	1.19	25.6	1.52	13.9	-
Safenlp	155	SAT	8.32	3.72	3.10	1.36	-	1.52	-	-
Safenlp	156	SAT	7.83	3.58	1.09	1.41	24.2	1.53	12.3	-
Safenlp	157	SAT	8.34	3.71	X	1.30	-	1.53	-	-
Safenlp	158	UNSAT	8.40	-	6.09	5.67	-	-	14.2	-
Safenlp	159	SAT	8.17	-	3.10	1.25	-	1.53	-	-
Safenlp	160	SAT	7.84	3.61	1.09	1.25	24.4	1.53	12.2	-
Safenlp	161	SAT	8.25	-	X	1.30	-	-	-	-
Safenlp	162	UNSAT	7.13	3.74	X	1.14	25.6	1.53	11.1	-
Safenlp	163	SAT	8.30	3.70	3.10	1.36	-	1.53	-	-
Safenlp	164	SAT	8.35	3.71	3.10	1.37	-	1.52	-	-
Safenlp	165	SAT	7.88	3.68	1.09	1.33	23.6	1.54	13.0	-
Safenlp	166	SAT	7.84	3.63	1.09	1.33	24.0	-	13.6	-
Safenlp	167	SAT	8.35	-	X	-	-	-	-	-
Safenlp	168	SAT	8.38	-	3.10	-	-	-	-	-
Safenlp	169	SAT	7.83	3.63	1.09	X	-	1.53	12.2	-
Safenlp	170	UNSAT	10.2	-	9.11	-	-	-	-	-
Safenlp	171	SAT	8.19	3.75	3.10	1.41	-	-	-	-
Safenlp	172	UNSAT	8.29	5.72	X	1.65	-	-	12.2	-
Safenlp	173	UNSAT	9.03	-	7.10	-	-	-	-	-
Safenlp	174	SAT	7.84	3.71	X	1.28	-	1.53	12.2	-
Safenlp	175	SAT	8.19	3.63	3.10	1.32	-	1.53	-	-
Safenlp	176	SAT	7.85	3.67	1.09	1.28	24.7	1.53	12.0	-
Safenlp	177	SAT	8.42	-	X	1.84	-	-	-	-
Safenlp	178	SAT	8.10	3.69	X	1.33	-	1.53	12.0	-
Safenlp	179	UNSAT	8.54	8.23	X	2.03	-	-	13.3	-
Safenlp	180	UNSAT	7.18	3.82	X	1.15	25.6	1.52	13.6	-
Safenlp	181	UNSAT	8.63	-	X	-	-	-	-	-
Safenlp	182	SAT	8.36	-	X	2.01	-	-	-	-
Safenlp	183	SAT	8.32	3.68	X	1.43	-	1.53	-	-
Safenlp	184	SAT	7.59	3.66	6.09	1.31	24.3	1.53	12.2	-
Safenlp	185	UNSAT	8.72	21.2	7.10	3.36	-	-	-	-
Safenlp	186	SAT	8.21	3.65	3.10	1.37	-	1.53	-	-
Safenlp	187	SAT	7.66	3.66	3.10	1.34	-	1.53	12.5	-
Safenlp	188	SAT	8.19	3.71	X	1.28	-	1.52	-	-
Safenlp	189	SAT	8.35	3.68	X	1.32	-	1.53	11.0	-
Safenlp	190	SAT	7.84	3.67	1.09	1.35	23.9	-	13.7	-
Safenlp	191	SAT	7.57	3.63	1.09	1.23	23.9	-	13.8	-
Safenlp	192	UNSAT	8.26	5.47	7.10	1.33	-	-	14.0	-
Safenlp	193	UNSAT	7.16	3.75	6.09	1.11	26.3	1.54	14.1	-

Table 37: Regular Track Instance Runtimes. Fastest times are blue. Second fastest are green. Penalties are red crosses (X).

Category	Id	Result	α - β -C	PyRAT	Marab	NNen	NNV	NeVer2	CORA	NSAT
Safenlp	194	SAT	8.31	3.70	X	1.25	-	-	-	-
Safenlp	195	UNSAT	7.16	3.79	X	1.09	26.5	1.56	11.0	-
Safenlp	196	UNSAT	9.15	-	7.10	18.0	-	-	-	-
Safenlp	197	SAT	7.69	3.67	X	1.36	23.8	1.53	12.1	-
Safenlp	198	UNSAT	8.32	-	6.09	2.29	-	-	14.1	-
Safenlp	199	SAT	7.88	3.63	1.09	1.25	24.5	1.53	14.2	-
Safenlp	200	SAT	8.36	3.74	X	1.25	-	1.53	-	-
Safenlp	201	UNSAT	7.15	3.81	6.09	1.08	25.5	1.57	11.9	-
Safenlp	202	UNSAT	7.13	3.72	6.09	1.08	26.1	1.52	13.8	-
Safenlp	203	SAT	8.09	3.67	3.10	1.32	-	1.53	-	-
Safenlp	204	SAT	8.35	3.69	X	1.25	-	1.53	-	-
Safenlp	205	SAT	8.21	3.71	3.10	1.24	-	1.53	12.5	-
Safenlp	206	SAT	8.30	3.73	X	1.45	-	-	-	-
Safenlp	207	SAT	8.14	3.71	X	1.34	-	1.53	-	-
Safenlp	208	SAT	8.39	3.66	1.09	1.26	-	1.53	13.7	-
Safenlp	209	UNSAT	7.18	3.80	6.09	1.05	25.3	1.51	14.1	-
Safenlp	210	UNSAT	10.2	-	9.11	-	-	-	-	-
Safenlp	211	SAT	8.36	3.65	3.10	1.37	-	1.52	-	-
Safenlp	212	UNSAT	7.15	3.79	6.09	1.18	26.3	1.52	12.3	-
Safenlp	213	SAT	7.91	3.72	3.10	1.29	24.0	1.53	13.9	-
Safenlp	214	UNSAT	7.15	3.79	X	1.13	25.9	1.53	13.7	-
Safenlp	215	UNSAT	7.14	3.74	6.09	1.16	25.6	1.58	13.7	-
Safenlp	216	UNSAT	8.44	13.2	X	2.56	-	-	13.7	-
Safenlp	217	SAT	7.83	3.62	1.09	1.26	24.2	1.52	14.2	-
Safenlp	218	SAT	7.75	3.61	1.09	1.28	-	1.53	14.1	-
Safenlp	219	SAT	8.32	3.64	3.10	1.42	-	-	-	-
Safenlp	220	SAT	7.87	3.61	1.09	1.39	-	1.53	13.1	-
Safenlp	221	SAT	8.34	3.68	X	1.36	-	1.53	-	-
Safenlp	222	SAT	8.42	3.70	X	1.46	-	-	-	-
Safenlp	223	UNSAT	7.15	3.76	6.09	1.21	26.6	1.52	11.1	-
Safenlp	224	SAT	8.24	3.71	X	1.40	-	-	-	-
Safenlp	225	SAT	7.74	3.65	1.09	1.32	23.5	1.53	12.2	-
Safenlp	226	UNSAT	7.13	3.79	6.09	1.16	26.1	1.55	14.4	-
Safenlp	227	SAT	8.30	3.75	3.10	1.41	-	1.53	-	-
Safenlp	228	UNSAT	10.1	-	7.10	-	-	-	-	-
Safenlp	229	UNSAT	7.14	3.79	6.09	1.24	26.5	1.51	11.9	-
Safenlp	230	UNSAT	7.11	3.79	6.09	1.14	25.6	1.56	14.0	-
Safenlp	231	SAT	8.16	3.60	3.10	1.28	-	1.53	-	-
Safenlp	232	SAT	7.73	3.60	1.09	1.35	24.7	-	12.5	-
Safenlp	233	SAT	7.80	3.65	1.09	1.45	24.3	1.53	13.0	-
Safenlp	234	UNSAT	8.69	15.8	6.09	4.23	-	-	-	-
Safenlp	235	UNSAT	8.33	4.29	X	1.41	-	-	12.9	-
Safenlp	236	SAT	8.17	-	X	1.51	-	-	-	-
Safenlp	237	SAT	7.80	3.61	1.09	1.35	-	1.53	-	-
Safenlp	238	SAT	8.09	3.69	3.10	1.37	-	1.53	-	-
Safenlp	239	UNSAT	8.45	21.5	7.10	6.32	-	-	-	-
Safenlp	240	UNSAT	8.59	-	X	-	-	-	-	-
Safenlp	241	UNSAT	7.11	3.77	X	1.08	26.6	1.53	11.1	-
Safenlp	242	SAT	8.15	3.68	6.09	1.24	-	1.53	14.4	-
Safenlp	243	SAT	8.18	4.20	X	1.39	-	1.52	-	-
Safenlp	244	UNSAT	8.94	-	7.10	-	-	-	-	-
Safenlp	245	UNSAT	8.53	5.71	6.09	1.81	-	-	11.1	-
Safenlp	246	UNSAT	7.13	3.80	6.09	1.17	26.7	1.58	14.0	-
Safenlp	247	UNSAT	8.25	7.54	6.09	2.01	-	-	14.3	-
Safenlp	248	SAT	8.23	3.65	X	1.33	-	-	-	-
Safenlp	249	SAT	8.26	3.69	X	1.39	-	1.53	12.6	-
Safenlp	250	UNSAT	8.48	5.08	6.09	1.41	-	-	14.5	-
Safenlp	251	SAT	7.83	3.64	X	1.34	24.2	1.53	14.7	-
Safenlp	252	UNSAT	9.88	-	18.2	-	-	-	-	-
Safenlp	253	SAT	7.83	3.62	1.09	1.36	-	-	12.4	-
Safenlp	254	SAT	8.22	3.63	3.10	1.43	-	1.53	-	-
Safenlp	255	SAT	8.18	3.72	X	1.61	-	-	-	-
Safenlp	256	UNSAT	7.12	3.72	X	1.15	26.2	1.52	12.0	-
Safenlp	257	UNSAT	8.39	4.04	6.09	1.70	-	-	14.0	-
Safenlp	258	SAT	7.74	3.58	1.09	1.33	24.4	-	14.4	-
Safenlp	259	SAT	8.26	3.67	X	1.33	-	-	-	-
Safenlp	260	UNSAT	8.42	4.77	6.09	2.15	-	-	12.3	-

Table 37: Regular Track Instance Runtimes. Fastest times are blue. Second fastest are green. Penalties are red crosses (X).

Category	Id	Result	α - β -C	PyRAT	Marab	N Nen	NNV	NeVer2	CORA	NSAT
Safenlp	261	UNSAT	7.14	3.79	X	1.21	25.6	1.54	14.0	-
Safenlp	262	SAT	7.89	3.59	1.09	1.35	24.1	1.53	14.2	-
Safenlp	263	UNSAT	10.8	-	53.5	-	-	-	-	-
Safenlp	264	SAT	7.74	3.63	X	1.37	24.7	1.52	12.1	-
Safenlp	265	UNSAT	7.15	3.75	X	1.11	26.4	1.59	12.9	-
Safenlp	266	UNSAT	9.28	-	7.10	-	-	-	-	-
Safenlp	267	SAT	8.08	3.64	3.10	1.32	-	1.53	-	-
Safenlp	268	SAT	8.35	3.64	3.10	1.38	-	1.52	-	-
Safenlp	269	SAT	7.83	3.60	1.09	1.27	-	1.53	12.0	-
Safenlp	270	SAT	8.29	3.67	3.10	1.39	-	1.53	-	-
Safenlp	271	UNSAT	10.3	-	10.1	-	-	-	-	-
Safenlp	272	SAT	7.81	3.61	1.09	1.40	24.0	1.53	12.0	-
Safenlp	273	UNSAT	7.14	3.77	X	1.13	25.6	1.52	14.2	-
Safenlp	274	SAT	8.23	-	3.10	1.33	-	1.52	-	-
Safenlp	275	SAT	8.20	3.61	1.09	1.43	23.9	1.53	12.3	-
Safenlp	276	SAT	7.58	3.68	1.09	1.35	24.6	1.53	14.5	-
Safenlp	277	UNSAT	9.08	-	X	-	-	-	-	-
Safenlp	278	SAT	7.83	3.62	1.09	1.38	-	1.53	-	-
Safenlp	279	SAT	8.24	3.71	X	1.28	-	1.52	-	-
Safenlp	280	SAT	8.20	3.72	3.10	1.32	-	-	-	-
Safenlp	281	UNSAT	10.1	-	13.1	-	-	-	-	-
Safenlp	282	SAT	8.34	4.06	3.10	1.32	-	-	-	-
Safenlp	283	SAT	8.12	3.67	X	1.27	-	1.53	-	-
Safenlp	284	SAT	7.83	3.58	1.09	1.35	-	1.53	13.3	-
Safenlp	285	SAT	7.81	3.66	1.09	1.32	24.6	1.53	14.9	-
Safenlp	286	UNSAT	7.13	3.74	6.09	1.11	25.8	1.52	14.0	-
Safenlp	287	SAT	8.33	3.67	X	1.38	-	1.53	-	-
Safenlp	288	SAT	7.80	3.68	1.09	1.39	23.9	1.52	12.1	-
Safenlp	289	UNSAT	7.12	3.84	X	1.15	25.9	1.52	15.2	-
Safenlp	290	SAT	8.15	3.74	X	1.30	-	1.53	-	-
Safenlp	291	SAT	8.35	3.69	3.10	1.32	-	-	-	-
Safenlp	292	UNSAT	16.7	-	22.2	-	-	-	-	-
Safenlp	293	SAT	8.32	3.67	X	1.38	-	-	12.7	-
Safenlp	294	UNSAT	8.32	6.57	6.09	1.89	-	-	14.4	-
Safenlp	295	SAT	7.70	3.58	3.10	1.45	-	1.53	14.9	-
Safenlp	296	SAT	8.34	4.35	X	1.36	-	-	-	-
Safenlp	297	UNSAT	8.32	4.74	X	1.62	-	-	13.1	-
Safenlp	298	SAT	8.29	3.63	X	1.31	-	1.52	-	-
Safenlp	299	SAT	7.83	3.64	1.09	1.37	-	-	12.6	-
Safenlp	300	SAT	7.80	3.64	1.09	1.40	-	1.52	14.9	-
Safenlp	301	SAT	7.78	3.59	1.09	1.36	-	1.53	14.9	-
Safenlp	302	SAT	7.85	3.63	1.09	1.32	-	1.53	14.0	-
Safenlp	303	SAT	7.63	3.66	X	1.40	24.4	1.53	14.1	-
Safenlp	304	SAT	8.16	3.68	X	1.38	-	1.53	14.7	-
Safenlp	305	UNSAT	9.01	-	7.10	-	-	-	-	-
Safenlp	306	UNSAT	7.12	3.79	6.09	1.07	25.9	1.53	12.7	-
Safenlp	307	SAT	8.15	-	3.10	1.80	-	-	-	-
Safenlp	308	SAT	8.33	3.70	1.09	1.31	-	-	12.6	-
Safenlp	309	SAT	7.71	3.65	1.09	1.37	23.6	-	14.7	-
Safenlp	310	UNSAT	7.16	3.80	6.09	1.16	26.2	1.57	15.2	-
Safenlp	311	SAT	8.30	-	X	1.62	-	-	-	-
Safenlp	312	UNSAT	8.42	8.61	X	2.01	-	-	11.6	-
Safenlp	313	SAT	7.86	3.63	1.09	1.29	24.5	1.53	15.1	-
Safenlp	314	SAT	7.56	3.68	1.09	1.28	24.7	1.53	14.6	-
Safenlp	315	SAT	8.32	3.71	X	1.39	-	1.53	-	-
Safenlp	316	SAT	8.01	3.63	1.09	1.35	-	1.53	12.3	-
Safenlp	317	SAT	7.59	3.70	X	1.36	-	1.52	14.9	-
Safenlp	318	SAT	8.23	3.70	X	1.39	-	1.53	-	-
Safenlp	319	UNSAT	8.62	-	X	10.4	-	-	16.7	-
Safenlp	320	SAT	8.34	6.35	X	1.41	-	-	-	-
Safenlp	321	SAT	8.16	-	X	1.39	-	-	-	-
Safenlp	322	SAT	8.08	3.70	3.10	1.34	-	1.52	-	-
Safenlp	323	SAT	8.30	3.68	3.10	1.33	-	1.53	-	-
Safenlp	324	SAT	8.37	3.69	X	1.28	-	-	-	-
Safenlp	325	UNSAT	7.14	3.79	6.09	1.08	25.2	1.59	12.7	-
Safenlp	326	UNSAT	7.14	3.76	6.10	1.08	25.6	1.51	15.0	-
Safenlp	327	SAT	8.13	3.72	3.10	1.26	-	1.52	-	-

Table 37: Regular Track Instance Runtimes. Fastest times are blue. Second fastest are green. Penalties are red crosses (X).

Category	Id	Result	α - β -C	PyRAT	Marab	NNen	NNV	NeVer2	CORA	NSAT
Safenlp	328	SAT	8.41	3.70	X	1.40	-	-	-	-
Safenlp	329	SAT	8.39	-	3.10	2.01	-	-	-	-
Safenlp	330	UNSAT	8.34	11.9	X	2.39	-	-	12.8	-
Safenlp	331	UNSAT	8.47	-	X	4.44	-	-	15.5	-
Safenlp	332	SAT	8.24	3.65	3.10	1.35	-	1.53	-	-
Safenlp	333	SAT	8.10	3.71	3.10	1.61	-	-	-	-
Safenlp	334	SAT	8.32	3.69	3.10	1.39	-	1.52	14.4	-
Safenlp	335	UNSAT	7.14	3.80	6.09	1.16	25.9	1.52	15.1	-
Safenlp	336	UNSAT	12.0	-	76.6	-	-	-	-	-
Safenlp	337	UNSAT	10.2	-	8.11	-	-	-	-	-
Safenlp	338	UNSAT	8.56	-	7.10	10.7	-	-	-	-
Safenlp	339	UNSAT	7.14	3.79	6.09	1.16	26.2	1.52	12.1	-
Safenlp	340	SAT	8.33	3.63	X	1.38	-	1.53	-	-
Safenlp	341	SAT	8.25	3.68	X	1.40	-	1.53	-	-
Safenlp	342	SAT	7.65	3.64	1.09	1.35	-	1.52	12.4	-
Safenlp	343	SAT	7.86	3.60	1.09	1.31	-	1.52	14.9	-
Safenlp	344	SAT	8.00	3.71	X	1.39	-	1.53	-	-
Safenlp	345	SAT	8.30	3.66	3.10	1.38	-	-	-	-
Safenlp	346	SAT	8.30	-	X	1.46	-	1.53	-	-
Safenlp	347	SAT	8.26	-	X	1.34	-	-	-	-
Safenlp	348	SAT	7.81	3.68	1.09	1.19	23.9	-	12.5	-
Safenlp	349	SAT	8.17	3.69	3.10	1.37	-	1.53	-	-
Safenlp	350	SAT	7.84	3.65	1.09	1.30	24.6	1.53	12.6	-
Safenlp	351	SAT	8.07	3.63	2.10	1.32	-	-	-	-
Safenlp	352	SAT	8.32	3.75	3.10	1.35	-	1.53	-	-
Safenlp	353	SAT	7.70	3.65	1.09	1.25	-	1.52	12.9	-
Safenlp	354	SAT	8.31	-	X	-	-	-	-	-
Safenlp	355	SAT	8.40	3.67	X	1.41	-	1.53	-	-
Safenlp	356	SAT	8.21	3.65	X	1.36	-	-	-	-
Safenlp	357	UNSAT	8.34	15.7	X	2.45	-	-	12.7	-
Safenlp	358	SAT	8.30	3.68	3.10	1.35	-	1.52	-	-
Safenlp	359	SAT	7.81	3.64	1.09	1.34	-	1.53	11.5	-
Safenlp	360	UNSAT	8.42	10.00	6.09	2.68	-	-	-	-
Safenlp	361	SAT	8.19	3.69	1.09	1.34	24.4	1.53	12.6	-
Safenlp	362	SAT	8.09	-	3.10	-	-	-	-	-
Safenlp	363	UNSAT	8.44	-	X	-	-	-	-	-
Safenlp	364	UNSAT	8.31	4.90	6.09	1.80	-	-	12.7	-
Safenlp	365	UNSAT	8.26	22.2	X	2.86	-	-	14.7	-
Safenlp	366	SAT	7.85	3.68	1.09	1.40	24.1	1.53	15.7	-
Safenlp	367	SAT	7.82	3.57	1.09	1.35	24.3	-	15.0	-
Safenlp	368	UNSAT	8.65	-	X	-	-	-	-	-
Safenlp	369	SAT	8.29	4.03	X	1.36	-	1.54	-	-
Safenlp	370	UNSAT	8.44	-	17.2	-	-	-	-	-
Safenlp	371	SAT	7.84	3.70	2.10	1.29	-	1.53	12.9	-
Safenlp	372	SAT	8.14	3.66	X	1.36	-	1.53	-	-
Safenlp	373	UNSAT	8.26	6.58	6.09	2.07	-	-	12.9	-
Safenlp	374	UNSAT	8.52	-	7.10	3.33	-	-	21.9	-
Safenlp	375	SAT	8.35	3.69	X	1.36	-	-	-	-
Safenlp	376	UNSAT	7.14	3.77	9.12	1.19	26.8	1.53	12.8	-
Safenlp	377	SAT	8.22	3.63	2.10	1.39	-	-	-	-
Safenlp	378	UNSAT	7.16	3.85	X	1.16	26.3	1.52	13.2	-
Safenlp	379	UNSAT	7.14	3.80	X	1.15	25.8	1.53	15.5	-
Safenlp	380	UNSAT	17.2	-	24.2	-	-	-	-	-
Safenlp	381	SAT	7.87	3.71	X	1.46	-	1.52	-	-
Safenlp	382	SAT	8.26	-	X	2.34	-	-	-	-
Safenlp	383	UNSAT	8.29	-	X	9.69	-	-	16.8	-
Safenlp	384	SAT	7.57	3.61	1.09	1.23	23.8	-	14.7	-
Safenlp	385	SAT	8.18	3.61	X	1.25	-	-	-	-
Safenlp	386	UNSAT	7.12	3.82	X	1.08	25.4	1.59	12.7	-
Safenlp	387	SAT	8.32	3.71	X	1.36	24.0	1.54	15.4	-
Safenlp	388	UNSAT	8.40	18.0	X	2.96	-	-	15.2	-
Safenlp	389	SAT	8.32	-	X	2.19	-	-	-	-
Safenlp	390	UNSAT	7.12	3.83	6.09	1.15	26.6	1.52	13.3	-
Safenlp	391	SAT	8.19	3.69	X	1.36	-	1.53	-	-
Safenlp	392	SAT	7.85	3.68	1.09	1.42	-	1.53	12.9	-
Safenlp	393	SAT	8.39	3.72	3.10	1.40	-	1.53	15.6	-
Safenlp	394	SAT	8.27	3.73	X	1.33	-	1.53	-	-

Table 37: Regular Track Instance Runtimes. Fastest times are blue. Second fastest are green. Penalties are red crosses (X).

Category	Id	Result	α - β -C	PyRAT	Marab	Nen	NNV	NeVer2	CORA	NSAT
Safenlp	395	UNSAT	7.12	3.77	6.09	1.16	26.6	1.52	12.4	-
Safenlp	396	SAT	7.82	3.66	2.09	1.41	25.6	1.53	14.6	-
Safenlp	397	UNSAT	7.12	3.82	6.09	1.20	26.1	1.52	14.2	-
Safenlp	398	SAT	8.31	-	3.10	1.63	-	-	-	-
Safenlp	399	SAT	7.98	3.67	3.10	1.44	-	1.53	-	-
Safenlp	400	UNSAT	7.14	3.80	X	1.16	26.8	1.52	13.1	-
Safenlp	401	UNSAT	8.85	-	7.10	8.03	-	-	-	-
Safenlp	402	UNSAT	7.14	3.78	6.09	1.21	26.2	1.52	13.3	-
Safenlp	403	UNSAT	7.42	3.80	8.11	1.22	26.6	-	15.8	-
Safenlp	404	SAT	8.24	3.66	X	1.36	-	1.53	-	-
Safenlp	405	SAT	7.74	3.58	1.09	1.39	24.7	1.53	13.4	-
Safenlp	406	SAT	8.19	3.56	X	1.48	-	1.53	-	-
Safenlp	407	UNSAT	8.86	-	8.11	-	-	-	-	-
Safenlp	408	SAT	8.32	-	X	1.93	-	-	-	-
Safenlp	409	SAT	7.62	3.62	1.09	1.36	-	1.52	13.2	-
Safenlp	410	SAT	7.59	3.59	1.09	1.32	24.0	1.53	16.2	-
Safenlp	411	SAT	8.24	3.63	3.10	1.32	-	1.54	-	-
Safenlp	412	UNSAT	8.26	4.02	6.09	1.39	-	-	13.2	-
Safenlp	413	UNSAT	11.2	-	71.6	-	-	-	-	-
Safenlp	414	SAT	7.84	3.61	1.09	1.33	24.3	1.52	12.8	-
Safenlp	415	UNSAT	7.13	3.76	6.09	1.15	26.8	1.53	15.7	-
Safenlp	416	UNSAT	8.37	12.5	6.09	2.81	-	-	-	-
Safenlp	417	SAT	8.33	3.69	3.10	1.31	-	1.53	-	-
Safenlp	418	SAT	7.69	3.65	1.09	1.24	24.7	-	12.8	-
Safenlp	419	UNSAT	8.55	-	X	2.62	-	-	16.0	-
Safenlp	420	UNSAT	10.2	-	10.1	-	-	-	-	-
Safenlp	421	SAT	8.32	-	X	-	-	-	-	-
Safenlp	422	SAT	8.33	3.60	X	1.40	-	1.53	-	-
Safenlp	423	SAT	8.32	3.70	8.11	1.37	-	1.53	-	-
Safenlp	424	SAT	8.34	3.70	X	1.25	-	1.53	-	-
Safenlp	425	SAT	8.31	4.18	X	1.37	-	-	-	-
Safenlp	426	UNSAT	9.77	-	8.11	-	-	-	-	-
Safenlp	427	SAT	7.76	3.65	1.09	1.26	24.7	-	13.4	-
Safenlp	428	SAT	8.34	-	3.10	1.50	-	-	-	-
Safenlp	429	UNSAT	8.80	-	7.10	16.9	-	-	-	-
Safenlp	430	SAT	7.74	3.59	2.10	1.24	-	1.53	13.3	-
Safenlp	431	SAT	8.25	3.69	X	1.26	-	-	-	-
Safenlp	432	UNSAT	7.13	3.77	X	1.09	25.8	1.59	13.6	-
Safenlp	433	SAT	8.12	-	3.10	1.93	-	-	-	-
Safenlp	434	SAT	8.02	3.63	3.10	1.32	-	1.53	-	-
Safenlp	435	SAT	8.22	3.65	X	1.29	-	1.53	-	-
Safenlp	436	SAT	7.55	3.60	8.11	1.15	23.9	-	13.6	-
Safenlp	437	UNSAT	8.87	-	X	-	-	-	-	-
Safenlp	438	SAT	7.96	3.64	3.10	1.28	-	1.52	-	-
Safenlp	439	SAT	8.23	3.60	X	1.33	-	1.53	-	-
Safenlp	440	SAT	8.19	3.64	X	1.27	-	1.53	13.6	-
Safenlp	441	SAT	7.80	3.65	1.09	1.27	24.6	1.53	15.7	-
Safenlp	442	UNSAT	7.12	3.83	X	1.11	26.0	1.57	15.4	-
Safenlp	443	SAT	8.33	3.65	X	1.26	-	1.52	-	-
Safenlp	444	SAT	8.32	3.74	X	1.39	-	1.53	-	-
Safenlp	445	UNSAT	10.8	-	X	-	-	-	-	-
Safenlp	446	UNSAT	7.13	3.80	6.09	1.18	25.6	1.52	13.0	-
Safenlp	447	UNSAT	8.45	11.5	6.09	2.34	-	-	22.3	-
Safenlp	448	SAT	8.06	3.60	1.09	1.30	24.8	1.53	14.2	-
Safenlp	449	SAT	7.83	3.63	1.09	1.40	23.9	1.53	16.3	-
Safenlp	450	UNSAT	11.1	-	14.2	-	-	-	-	-
Safenlp	451	SAT	8.33	3.71	X	1.39	-	1.53	-	-
Safenlp	452	UNSAT	7.13	3.75	6.09	1.16	26.0	1.52	13.7	-
Safenlp	453	SAT	8.35	3.68	X	1.37	-	-	18.6	-
Safenlp	454	SAT	8.25	3.64	1.09	1.35	24.3	-	14.7	-
Safenlp	455	UNSAT	7.13	3.77	6.09	1.15	27.1	-	15.5	-
Safenlp	456	UNSAT	7.12	3.76	7.10	1.12	25.9	1.52	15.6	-
Safenlp	457	SAT	8.34	-	X	-	-	-	-	-
Safenlp	458	SAT	7.83	3.68	1.09	1.41	24.5	-	13.9	-
Safenlp	459	UNSAT	8.92	-	7.10	14.4	-	-	-	-
Safenlp	460	SAT	8.34	3.73	X	1.45	-	1.53	12.6	-
Safenlp	461	SAT	8.33	3.69	3.10	1.39	-	1.53	16.3	-

Table 37: Regular Track Instance Runtimes. Fastest times are blue. Second fastest are green. Penalties are red crosses (X).

Category	Id	Result	α - β -C	PyRAT	Marab	Nen	NNV	NeVer2	CORA	NSAT
Safenlp	462	UNSAT	7.13	3.78	X	1.16	26.0	1.53	15.8	-
Safenlp	463	SAT	7.69	3.57	1.09	1.32	-	1.53	15.9	-
Safenlp	464	SAT	7.87	3.71	1.09	1.42	24.3	-	16.2	-
Safenlp	465	SAT	8.31	3.68	2.10	1.36	-	1.53	-	-
Safenlp	466	SAT	8.32	3.66	3.10	1.26	-	1.53	-	-
Safenlp	467	UNSAT	8.23	4.25	6.09	1.40	-	-	12.7	-
Safenlp	468	UNSAT	8.66	13.1	7.10	3.12	-	-	15.9	-
Safenlp	469	UNSAT	8.50	-	7.10	20.9	-	-	-	-
Safenlp	470	SAT	7.72	3.62	X	1.42	24.1	1.53	13.3	-
Safenlp	471	UNSAT	8.37	6.91	6.09	2.12	-	-	15.7	-
Safenlp	472	SAT	8.33	3.65	X	1.38	23.9	1.53	16.4	-
Safenlp	473	SAT	7.57	3.65	X	1.24	23.9	1.68	15.4	-
Safenlp	474	UNSAT	7.09	3.82	X	1.17	26.2	-	16.0	-
Safenlp	475	SAT	8.09	3.60	3.10	1.39	-	1.53	14.9	-
Safenlp	476	SAT	8.30	3.64	X	1.38	-	1.53	-	-
Safenlp	477	SAT	7.75	3.58	1.09	1.36	-	1.53	14.3	-
Safenlp	478	UNSAT	9.57	-	18.2	-	-	-	-	-
Safenlp	479	SAT	8.36	3.70	3.10	1.31	-	1.53	-	-
Safenlp	480	SAT	8.22	3.72	1.09	1.28	24.4	1.53	13.7	-
Safenlp	481	SAT	7.78	3.60	1.09	1.31	-	1.53	-	-
Safenlp	482	SAT	8.16	3.65	3.10	1.24	-	1.52	13.9	-
Safenlp	483	SAT	8.34	3.69	X	1.25	-	1.53	-	-
Safenlp	484	SAT	8.33	3.73	X	1.26	-	1.53	-	-
Safenlp	485	SAT	7.70	3.57	1.09	1.45	24.4	-	12.7	-
Safenlp	486	UNSAT	8.66	-	X	-	-	-	-	-
Safenlp	487	SAT	8.34	3.73	X	1.28	-	1.53	-	-
Safenlp	488	SAT	8.23	3.62	X	1.37	-	1.53	-	-
Safenlp	489	UNSAT	7.12	3.84	6.09	1.16	25.8	1.52	13.4	-
Safenlp	490	SAT	7.84	3.61	1.09	1.37	24.0	1.53	16.3	-
Safenlp	491	SAT	8.21	3.68	X	1.40	-	1.53	-	-
Safenlp	492	SAT	8.16	3.63	3.10	1.26	-	1.52	-	-
Safenlp	493	UNSAT	7.14	3.79	X	1.18	26.6	1.52	12.8	-
Safenlp	494	SAT	8.32	-	3.10	1.99	-	-	-	-
Safenlp	495	SAT	8.10	3.72	3.10	1.35	-	1.52	-	-
Safenlp	496	SAT	7.76	3.59	1.09	1.45	25.0	-	14.3	-
Safenlp	497	UNSAT	7.14	3.83	6.09	1.18	25.8	1.52	16.9	-
Safenlp	498	SAT	8.09	3.70	3.10	1.38	-	1.53	-	-
Safenlp	499	UNSAT	7.14	3.78	6.09	1.16	25.9	1.59	13.6	-
Safenlp	500	SAT	8.21	3.66	X	1.42	-	1.53	-	-
Safenlp	501	SAT	8.16	4.12	3.10	1.41	-	-	-	-
Safenlp	502	UNSAT	8.52	11.8	7.10	3.17	-	-	-	-
Safenlp	503	SAT	8.34	3.65	X	1.35	-	1.53	-	-
Safenlp	504	SAT	7.65	3.62	1.09	1.31	24.8	-	13.4	-
Safenlp	505	SAT	8.27	-	X	1.39	-	-	-	-
Safenlp	506	UNSAT	8.31	11.2	7.10	3.00	-	-	-	-
Safenlp	507	UNSAT	10.7	-	15.2	-	-	-	-	-
Safenlp	508	SAT	7.73	3.72	1.09	1.42	23.9	1.53	12.5	-
Safenlp	509	UNSAT	7.15	3.81	6.09	1.16	25.6	1.52	16.1	-
Safenlp	510	UNSAT	8.46	4.75	6.09	1.51	-	-	15.8	-
Safenlp	511	UNSAT	7.13	3.80	7.10	1.13	26.6	1.52	16.2	-
Safenlp	512	UNSAT	7.10	3.81	6.09	1.09	25.9	1.53	16.1	-
Safenlp	513	SAT	7.79	3.66	1.09	1.09	24.7	-	16.2	-
Safenlp	514	SAT	8.18	3.67	3.10	1.39	-	1.52	15.7	-
Safenlp	515	SAT	7.65	3.58	1.09	1.31	-	1.52	16.6	-
Safenlp	516	UNSAT	8.59	-	7.10	5.26	-	-	-	-
Safenlp	517	UNSAT	8.90	-	7.10	-	-	-	-	-
Safenlp	518	SAT	7.92	3.68	X	1.28	-	1.53	-	-
Safenlp	519	SAT	8.31	-	X	1.99	-	-	-	-
Safenlp	520	SAT	8.36	-	X	1.81	-	-	-	-
Safenlp	521	UNSAT	8.44	11.1	6.09	2.85	-	-	17.9	-
Safenlp	522	SAT	8.32	3.75	X	1.36	-	-	-	-
Safenlp	523	UNSAT	8.72	-	7.10	-	-	-	-	-
Safenlp	524	UNSAT	8.32	-	X	5.68	-	-	14.0	-
Safenlp	525	SAT	8.34	3.64	X	1.29	24.1	1.53	16.9	-
Safenlp	526	SAT	8.34	3.70	3.10	1.28	-	1.53	-	-
Safenlp	527	UNSAT	7.11	3.77	6.09	1.11	26.1	1.52	13.9	-
Safenlp	528	SAT	7.84	3.69	1.09	1.38	-	1.53	15.9	-

Table 37: Regular Track Instance Runtimes. Fastest times are blue. Second fastest are green. Penalties are red crosses (X).

Category	Id	Result	α - β -C	PyRAT	Marab	Nen	NNV	NeVer2	CORA	NSAT
Safenlp	529	SAT	8.33	3.67	X	1.35	-	1.53	-	-
Safenlp	530	UNSAT	10.3	-	23.2	-	-	-	-	-
Safenlp	531	SAT	8.33	4.05	X	1.41	-	1.53	17.9	-
Safenlp	532	SAT	7.60	3.63	1.09	1.40	23.9	1.53	16.2	-
Safenlp	533	UNSAT	8.87	-	X	-	-	-	-	-
Safenlp	534	UNSAT	8.45	4.33	X	1.54	-	-	14.6	-
Safenlp	535	UNSAT	9.03	-	7.10	-	-	-	-	-
Safenlp	536	SAT	7.71	3.60	1.09	1.26	24.2	-	14.1	-
Safenlp	537	SAT	8.27	3.70	X	1.26	-	-	-	-
Safenlp	538	UNSAT	13.9	-	17.2	-	-	-	-	-
Safenlp	539	UNSAT	9.74	-	7.10	-	-	-	-	-
Safenlp	540	SAT	7.78	3.72	X	1.32	24.3	1.52	14.0	-
Safenlp	541	SAT	7.68	3.54	1.09	1.34	24.5	1.52	16.6	-
Safenlp	542	SAT	8.08	3.68	X	1.29	-	1.52	-	-
Safenlp	543	SAT	8.09	3.60	3.10	1.38	-	-	-	-
Safenlp	544	SAT	8.03	4.38	X	1.60	-	1.54	-	-
Safenlp	545	SAT	8.18	3.69	7.10	1.29	-	1.53	-	-
Safenlp	546	UNSAT	8.56	-	X	-	-	-	-	-
Safenlp	547	SAT	8.22	3.72	X	1.27	24.3	1.53	14.7	-
Safenlp	548	SAT	8.10	3.65	X	1.27	-	-	-	-
Safenlp	549	SAT	7.68	3.59	1.09	1.24	24.8	1.53	13.9	-
Safenlp	550	UNSAT	8.30	7.36	6.09	2.29	-	-	16.9	-
Safenlp	551	SAT	8.31	3.68	X	1.25	-	1.53	16.0	-
Safenlp	552	SAT	8.29	3.69	3.10	1.27	-	1.53	-	-
Safenlp	553	UNSAT	8.52	19.9	X	2.46	-	-	14.4	-
Safenlp	554	SAT	7.76	3.69	1.09	1.25	-	1.53	-	-
Safenlp	555	UNSAT	8.97	-	7.10	-	-	-	-	-
Safenlp	556	SAT	7.64	3.62	1.09	1.26	-	1.53	-	-
Safenlp	557	SAT	8.16	-	4.11	-	-	-	-	-
Safenlp	558	SAT	8.18	4.18	X	1.43	-	1.52	-	-
Safenlp	559	UNSAT	7.12	3.83	6.09	1.14	26.2	1.53	14.5	-
Safenlp	560	SAT	8.07	3.65	X	1.32	-	1.53	-	-
Safenlp	561	SAT	8.25	3.68	X	1.40	-	1.53	-	-
Safenlp	562	SAT	8.13	3.69	3.10	1.35	-	1.53	-	-
Safenlp	563	SAT	7.80	3.74	1.09	1.27	-	1.53	14.3	-
Safenlp	564	SAT	8.16	3.69	3.10	1.24	-	1.55	-	-
Safenlp	565	SAT	8.07	3.66	3.10	1.24	-	1.53	14.0	-
Safenlp	566	UNSAT	10.4	-	11.1	-	-	-	-	-
Safenlp	567	UNSAT	8.26	5.76	6.09	2.08	-	-	14.7	-
Safenlp	568	SAT	7.84	3.59	1.09	1.31	-	1.53	17.3	-
Safenlp	569	UNSAT	7.13	3.76	6.09	1.22	26.3	1.52	16.8	-
Safenlp	570	UNSAT	8.46	-	7.10	20.2	-	-	-	-
Safenlp	571	SAT	8.09	3.61	3.10	1.30	-	1.79	-	-
Safenlp	572	UNSAT	8.52	7.82	6.09	2.25	-	-	16.7	-
Safenlp	573	UNSAT	7.13	3.74	6.09	1.16	25.4	1.52	16.6	-
Safenlp	574	SAT	7.82	3.60	1.09	1.34	24.7	-	16.5	-
Safenlp	575	UNSAT	7.11	3.78	X	1.17	25.8	1.58	15.9	-
Safenlp	576	UNSAT	7.13	3.79	6.09	1.22	26.0	1.57	16.4	-
Safenlp	577	SAT	8.37	3.65	3.10	1.49	-	1.52	-	-
Safenlp	578	SAT	7.88	3.64	1.09	1.40	24.8	1.53	14.4	-
Safenlp	579	UNSAT	10.2	-	9.12	-	-	-	-	-
Safenlp	580	UNSAT	8.92	-	7.10	-	-	-	-	-
Safenlp	581	SAT	8.23	3.64	X	1.33	-	1.53	-	-
Safenlp	582	UNSAT	10.8	-	30.3	-	-	-	-	-
Safenlp	583	UNSAT	8.44	7.41	7.10	1.81	-	-	14.5	-
Safenlp	584	SAT	7.83	3.59	1.09	1.35	24.2	-	17.5	-
Safenlp	585	SAT	7.73	3.64	1.09	1.40	-	1.53	16.5	-
Safenlp	586	SAT	8.16	-	3.10	-	-	-	-	-
Safenlp	587	SAT	8.37	3.73	1.09	1.29	-	1.52	-	-
Safenlp	588	SAT	8.28	3.70	3.10	1.39	-	1.53	-	-
Safenlp	589	SAT	8.20	-	X	1.89	-	1.52	-	-
Safenlp	590	SAT	8.32	3.72	3.10	1.37	-	1.52	-	-
Safenlp	591	UNSAT	8.57	21.3	X	3.23	-	-	14.3	-
Safenlp	592	UNSAT	7.42	3.85	6.09	1.19	26.2	-	17.3	-
Safenlp	593	SAT	8.28	3.65	1.09	1.34	-	1.53	-	-
Safenlp	594	SAT	8.33	3.66	X	1.33	-	1.52	-	-
Safenlp	595	SAT	8.32	4.07	3.10	1.40	-	1.52	-	-

Table 37: Regular Track Instance Runtimes. Fastest times are blue. Second fastest are green. Penalties are red crosses (X).

Category	Id	Result	α - β -C	PyRAT	Marab	NNen	NNV	NeVer2	CORA	NSAT
Safenlp	596	SAT	8.34	3.76	X	1.47	-	-	-	-
Safenlp	597	SAT	8.35	3.71	X	1.39	-	1.53	-	-
Safenlp	598	UNSAT	7.11	3.78	6.09	1.22	25.5	1.58	14.1	-
Safenlp	599	SAT	8.29	3.65	X	1.36	-	1.52	-	-
Safenlp	600	SAT	8.20	3.72	3.10	1.34	-	1.53	-	-
Safenlp	601	SAT	8.32	-	3.10	1.49	-	-	-	-
Safenlp	602	SAT	7.56	3.64	1.09	1.28	24.2	1.53	14.6	-
Safenlp	603	SAT	8.20	3.63	X	1.30	-	1.52	-	-
Safenlp	604	UNSAT	7.13	3.75	X	1.20	26.2	1.52	14.9	-
Safenlp	605	UNSAT	7.14	3.76	X	1.17	25.7	1.52	16.6	-
Safenlp	606	UNSAT	7.14	3.77	7.10	1.22	25.5	1.52	16.3	-
Safenlp	607	SAT	8.14	3.71	3.10	1.36	-	1.53	15.9	-
Safenlp	608	SAT	8.15	3.67	X	1.41	-	1.53	-	-
Safenlp	609	SAT	8.20	-	3.10	1.59	-	-	-	-
Safenlp	610	UNSAT	7.14	3.80	X	1.17	26.8	1.59	14.4	-
Safenlp	611	SAT	8.34	3.64	X	1.35	-	1.53	-	-
Safenlp	612	UNSAT	10.5	-	9.11	-	-	-	-	-
Safenlp	613	UNSAT	14.1	-	24.2	-	-	-	-	-
Safenlp	614	UNSAT	8.36	23.3	6.09	4.52	-	-	-	-
Safenlp	615	UNSAT	9.02	19.4	7.10	3.58	-	-	-	-
Safenlp	616	UNSAT	7.12	3.75	X	1.23	27.1	1.52	14.3	-
Safenlp	617	UNSAT	8.45	-	X	-	-	-	-	-
Safenlp	618	SAT	8.39	-	X	1.67	-	-	-	-
Safenlp	619	SAT	8.38	3.72	3.10	1.24	-	1.53	-	-
Safenlp	620	UNSAT	8.31	-	6.10	7.46	-	-	-	-
Safenlp	621	SAT	8.29	-	3.10	1.91	-	-	-	-
Safenlp	622	UNSAT	7.17	3.78	X	1.19	26.7	1.52	14.3	-
Safenlp	623	UNSAT	7.15	3.74	6.09	1.13	26.1	1.53	16.7	-
Safenlp	624	UNSAT	9.00	-	X	-	-	-	-	-
Safenlp	625	SAT	7.59	3.69	1.09	1.33	24.0	-	14.8	-
Safenlp	626	SAT	8.35	-	X	1.38	-	-	-	-
Safenlp	627	UNSAT	8.74	-	7.10	20.1	-	-	-	-
Safenlp	628	SAT	8.29	3.68	X	1.44	-	1.52	-	-
Safenlp	629	SAT	8.30	3.74	3.10	1.40	-	1.52	13.9	-
Safenlp	630	SAT	7.91	3.72	3.10	1.30	-	1.53	-	-
Safenlp	631	SAT	8.18	3.57	3.10	1.32	-	-	-	-
Safenlp	632	UNSAT	8.46	4.30	X	1.73	-	-	14.3	-
Safenlp	633	UNSAT	8.37	-	X	4.80	-	-	16.7	-
Safenlp	634	SAT	7.83	3.59	X	1.27	24.4	1.53	16.7	-
Safenlp	635	UNSAT	7.13	3.81	X	1.07	26.7	1.52	17.1	-
Safenlp	636	SAT	7.63	3.70	1.09	1.24	23.7	1.55	17.1	-
Safenlp	637	SAT	8.12	3.66	X	1.27	-	1.53	16.6	-
Safenlp	638	SAT	7.75	3.62	1.09	1.24	-	-	17.2	-
Safenlp	639	SAT	8.38	3.72	X	1.25	-	1.52	-	-
Safenlp	640	SAT	8.14	3.69	3.10	1.26	-	1.53	-	-
Safenlp	641	UNSAT	8.83	-	7.10	-	-	-	-	-
Safenlp	642	UNSAT	8.26	5.46	X	1.81	-	-	14.9	-
Safenlp	643	UNSAT	8.95	-	8.11	17.7	-	-	-	-
Safenlp	644	SAT	7.83	3.60	1.09	1.08	24.0	1.53	14.4	-
Safenlp	645	SAT	8.18	3.65	X	1.37	-	1.52	-	-
Safenlp	646	SAT	8.32	4.14	X	1.32	-	-	-	-
Safenlp	647	UNSAT	8.35	10.8	6.09	2.31	-	-	-	-
Safenlp	648	UNSAT	8.46	4.10	6.09	1.67	-	-	14.5	-
Safenlp	649	UNSAT	7.11	3.77	7.10	1.12	25.5	1.53	17.5	-
Safenlp	650	SAT	8.34	3.63	1.09	1.33	-	1.53	17.0	-
Safenlp	651	UNSAT	7.17	3.81	6.09	1.09	26.0	1.52	16.5	-
Safenlp	652	UNSAT	7.12	3.75	6.09	1.07	26.5	1.52	17.2	-
Safenlp	653	SAT	8.25	-	3.10	1.25	-	-	-	-
Safenlp	654	SAT	7.63	3.64	1.09	1.22	24.7	1.53	14.6	-
Safenlp	655	SAT	8.16	3.66	3.10	1.25	-	1.52	-	-
Safenlp	656	UNSAT	8.33	17.9	6.09	2.27	-	-	15.0	-
Safenlp	657	UNSAT	7.15	3.74	X	1.17	26.3	1.52	17.6	-
Safenlp	658	UNSAT	7.10	3.84	6.09	1.20	26.4	1.52	16.6	-
Safenlp	659	UNSAT	7.46	4.06	X	1.22	26.4	-	16.9	-
Safenlp	660	UNSAT	8.48	12.3	6.09	3.09	-	-	-	-
Safenlp	661	SAT	8.33	3.73	3.10	1.37	-	1.53	-	-
Safenlp	662	SAT	8.15	3.65	X	1.33	-	1.53	-	-

Table 37: Regular Track Instance Runtimes. Fastest times are blue. Second fastest are green. Penalties are red crosses (X).

Category	Id	Result	α - β -C	PyRAT	Marab	NNen	NNV	NeVer2	CORA	NSAT
Safenlp	663	SAT	8.34	4.03	3.10	1.44	-	1.53	-	-
Safenlp	664	UNSAT	7.12	3.73	6.09	1.17	25.5	1.52	14.4	-
Safenlp	665	SAT	7.83	3.58	1.09	1.42	24.8	1.53	17.4	-
Safenlp	666	SAT	8.12	3.68	X	1.38	-	1.53	16.4	-
Safenlp	667	SAT	7.85	3.59	1.09	1.42	-	1.53	16.1	-
Safenlp	668	UNSAT	7.13	3.75	6.09	1.14	26.1	1.52	17.1	-
Safenlp	669	SAT	8.31	3.63	3.10	1.34	-	1.52	17.0	-
Safenlp	670	SAT	7.86	3.67	X	1.35	-	1.52	16.9	-
Safenlp	671	SAT	7.87	3.58	1.09	1.40	23.9	-	17.9	-
Safenlp	672	UNSAT	8.30	13.3	X	2.56	-	-	16.2	-
Safenlp	673	SAT	7.69	3.63	1.09	1.39	24.0	-	16.7	-
Safenlp	674	SAT	8.13	3.68	3.10	1.38	-	1.53	-	-
Safenlp	675	SAT	8.08	3.71	X	1.39	-	1.53	-	-
Safenlp	676	SAT	7.84	3.63	1.09	1.39	-	-	15.4	-
Safenlp	677	UNSAT	8.44	17.2	X	2.56	-	-	17.9	-
Safenlp	678	SAT	7.82	3.66	1.09	1.41	23.6	1.53	16.8	-
Safenlp	679	UNSAT	8.43	8.01	6.09	2.25	-	-	27.8	-
Safenlp	680	UNSAT	8.94	-	8.11	14.1	-	-	-	-
Safenlp	681	UNSAT	7.13	3.81	6.09	1.09	26.7	1.53	15.3	-
Safenlp	682	UNSAT	7.13	3.79	X	1.18	25.4	1.59	17.8	-
Safenlp	683	SAT	7.83	3.69	1.09	1.29	24.3	-	17.3	-
Safenlp	684	SAT	8.20	-	X	1.27	-	1.52	-	-
Safenlp	685	UNSAT	8.28	4.13	X	1.29	-	-	15.0	-
Safenlp	686	SAT	7.79	3.67	1.09	1.32	24.1	-	17.9	-
Safenlp	687	SAT	8.34	3.68	X	1.30	-	1.53	16.8	-
Safenlp	688	SAT	8.18	-	X	1.35	-	1.53	-	-
Safenlp	689	SAT	8.06	3.63	X	1.39	-	1.53	-	-
Safenlp	690	SAT	8.26	-	X	1.33	-	-	-	-
Safenlp	691	SAT	8.09	3.62	X	1.38	-	1.53	-	-
Safenlp	692	UNSAT	10.0	-	X	-	-	-	-	-
Safenlp	693	SAT	7.89	3.70	1.09	1.43	24.1	1.53	14.4	-
Safenlp	694	UNSAT	8.34	7.99	6.09	2.06	-	-	19.0	-
Safenlp	695	SAT	8.26	3.75	X	1.36	-	1.53	-	-
Safenlp	696	SAT	8.32	3.69	3.10	1.36	-	1.52	-	-
Safenlp	697	UNSAT	9.46	-	15.2	-	-	-	-	-
Safenlp	698	SAT	8.38	3.69	3.10	1.23	-	1.52	-	-
Safenlp	699	SAT	7.76	3.64	1.09	1.10	25.0	1.83	15.7	-
Safenlp	700	SAT	7.78	3.64	X	1.33	24.8	1.53	16.9	-
Safenlp	701	SAT	7.82	3.60	1.09	1.30	-	1.53	17.3	-
Safenlp	702	UNSAT	7.17	3.79	6.09	1.11	26.4	1.52	16.9	-
Safenlp	703	SAT	8.23	3.72	3.10	1.31	-	1.53	-	-
Safenlp	704	SAT	8.30	3.74	3.10	1.34	-	1.52	-	-
Safenlp	705	UNSAT	8.40	14.9	X	2.29	-	-	15.1	-
Safenlp	706	UNSAT	8.52	6.23	6.09	2.04	-	-	17.9	-
Safenlp	707	SAT	8.33	3.72	3.10	1.26	-	1.54	-	-
Safenlp	708	UNSAT	10.8	-	24.2	-	-	-	-	-
Safenlp	709	UNSAT	7.12	3.76	X	1.19	26.1	1.52	15.1	-
Safenlp	710	SAT	7.64	3.57	2.10	1.38	-	1.53	-	-
Safenlp	711	UNSAT	8.91	-	7.10	12.2	-	-	-	-
Safenlp	712	SAT	8.35	3.63	3.10	1.36	-	1.53	-	-
Safenlp	713	SAT	8.32	3.57	2.10	1.30	-	-	15.0	-
Safenlp	714	SAT	8.32	3.65	X	1.24	-	-	-	-
Safenlp	715	UNSAT	9.55	-	7.10	-	-	-	-	-
Safenlp	716	UNSAT	7.13	3.74	6.09	1.22	25.7	1.58	14.6	-
Safenlp	717	SAT	8.09	3.62	X	1.28	-	1.52	-	-
Safenlp	718	SAT	8.21	3.64	X	1.27	-	1.52	16.2	-
Safenlp	719	SAT	8.24	3.65	X	1.28	-	1.53	-	-
Safenlp	720	SAT	8.38	3.72	X	1.28	-	1.53	-	-
Safenlp	721	SAT	8.13	3.71	X	1.24	-	1.53	-	-
Safenlp	722	UNSAT	7.11	3.70	6.09	1.09	25.7	1.57	14.9	-
Safenlp	723	UNSAT	7.11	3.81	6.09	1.10	26.7	1.55	19.0	-
Safenlp	724	UNSAT	8.53	8.94	6.09	2.54	-	-	17.3	-
Safenlp	725	SAT	7.83	3.57	X	1.35	24.6	1.53	17.3	-
Safenlp	726	UNSAT	8.35	8.93	6.09	2.58	-	-	17.9	-
Safenlp	727	SAT	7.84	3.66	1.09	1.35	24.7	1.53	17.4	-
Safenlp	728	SAT	8.18	3.62	1.09	1.33	-	1.53	-	-
Safenlp	729	SAT	8.17	3.69	3.10	1.37	-	1.53	16.1	-

Table 37: Regular Track Instance Runtimes. Fastest times are blue. Second fastest are green. Penalties are red crosses (X).

Category	Id	Result	α - β -C	PyRAT	Marab	Nen	NNV	NeVer2	CORA	NSAT
Safenlp	730	SAT	8.13	3.66	X	1.41	-	1.53	-	-
Safenlp	731	UNSAT	8.60	-	X	-	-	-	-	-
Safenlp	732	UNSAT	8.83	-	7.10	14.6	-	-	-	-
Safenlp	733	UNSAT	7.12	3.84	6.09	1.16	26.5	1.56	15.7	-
Safenlp	734	UNSAT	7.11	3.87	X	1.20	27.1	1.52	17.4	-
Safenlp	735	UNSAT	7.13	3.83	X	1.13	26.7	1.58	16.8	-
Safenlp	736	SAT	8.32	3.62	3.10	1.27	-	1.53	-	-
Safenlp	737	UNSAT	8.50	-	X	-	-	-	-	-
Safenlp	738	SAT	8.24	3.64	X	1.34	24.4	-	15.3	-
Safenlp	739	SAT	8.17	3.64	3.10	1.39	-	1.53	18.1	-
Safenlp	740	SAT	8.33	3.97	X	1.80	-	-	-	-
Safenlp	741	UNSAT	7.11	3.78	6.09	1.08	26.8	1.54	15.6	-
Safenlp	742	UNSAT	9.50	-	7.10	-	-	-	-	-
Safenlp	743	SAT	8.31	3.68	X	1.26	-	-	-	-
Safenlp	744	SAT	8.31	3.68	3.10	1.27	-	-	-	-
Safenlp	745	SAT	8.32	-	X	2.35	-	-	-	-
Safenlp	746	SAT	8.10	4.03	X	1.38	-	1.53	-	-
Safenlp	747	SAT	8.34	3.60	X	1.27	-	1.52	-	-
Safenlp	748	SAT	8.16	3.67	X	1.47	-	-	-	-
Safenlp	749	SAT	7.87	3.56	1.09	1.23	24.2	1.53	15.5	-
Safenlp	750	SAT	7.83	3.60	1.09	1.26	-	-	18.3	-
Safenlp	751	UNSAT	9.62	-	16.2	-	-	-	-	-
Safenlp	752	UNSAT	8.77	-	7.10	-	-	-	-	-
Safenlp	753	SAT	8.23	3.71	X	1.37	-	1.53	-	-
Safenlp	754	SAT	8.28	3.65	X	1.35	-	1.53	-	-
Safenlp	755	UNSAT	7.14	3.80	6.09	1.10	27.2	1.52	16.2	-
Safenlp	756	SAT	7.73	3.61	1.09	1.24	24.9	1.53	18.7	-
Safenlp	757	UNSAT	8.33	8.21	6.09	2.34	-	-	17.0	-
Safenlp	758	UNSAT	8.55	-	7.10	9.97	-	-	-	-
Safenlp	759	SAT	8.23	3.62	3.10	1.36	24.5	1.53	14.2	-
Safenlp	760	SAT	8.35	-	3.10	1.53	-	-	-	-
Safenlp	761	SAT	8.11	3.61	X	1.31	-	-	-	-
Safenlp	762	UNSAT	16.8	-	39.4	-	-	-	-	-
Safenlp	763	UNSAT	7.14	3.78	X	1.12	27.0	1.52	15.5	-
Safenlp	764	SAT	8.19	3.66	X	1.24	-	1.53	-	-
Safenlp	765	SAT	7.82	3.61	1.09	1.25	-	1.53	15.7	-
Safenlp	766	UNSAT	7.13	3.78	6.09	1.07	27.3	1.52	16.7	-
Safenlp	767	UNSAT	7.14	3.76	6.19	1.07	25.5	1.56	15.9	-
Safenlp	768	SAT	8.11	-	X	-	-	-	-	-
Safenlp	769	UNSAT	8.99	-	7.10	-	-	-	-	-
Safenlp	770	UNSAT	7.40	3.78	6.09	1.15	27.1	1.52	15.1	-
Safenlp	771	UNSAT	7.14	3.83	6.09	1.12	27.3	1.52	18.2	-
Safenlp	772	SAT	8.33	3.66	X	1.31	-	1.53	-	-
Safenlp	773	UNSAT	7.11	3.76	7.10	1.12	-	1.53	16.2	-
Safenlp	774	SAT	8.32	-	3.10	1.29	-	1.53	-	-
Safenlp	775	SAT	7.88	3.66	1.09	1.27	-	1.55	15.1	-
Safenlp	776	UNSAT	8.78	-	7.10	14.9	-	-	-	-
Safenlp	777	SAT	8.04	3.62	X	1.36	-	1.52	-	-
Safenlp	778	UNSAT	8.36	6.59	6.09	1.96	-	-	16.0	-
Safenlp	779	SAT	8.32	3.70	X	1.33	-	1.53	-	-
Safenlp	780	SAT	8.25	4.10	X	1.33	-	-	-	-
Safenlp	781	UNSAT	7.11	3.76	6.09	1.16	25.7	1.52	15.6	-
Safenlp	782	SAT	8.12	3.69	3.10	1.29	-	1.52	-	-
Safenlp	783	SAT	7.97	3.57	X	1.33	-	1.52	17.6	-
Safenlp	784	SAT	8.24	4.06	3.10	1.74	-	-	-	-
Safenlp	785	SAT	8.12	3.66	X	1.38	-	1.53	-	-
Safenlp	786	SAT	8.29	3.66	3.10	1.33	-	1.53	14.6	-
Safenlp	787	UNSAT	7.13	3.79	7.10	1.16	25.4	1.51	17.5	-
Safenlp	788	SAT	8.34	3.69	3.10	1.27	-	1.53	-	-
Safenlp	789	UNSAT	7.11	3.88	X	1.08	27.2	1.52	15.7	-
Safenlp	790	UNSAT	8.34	7.34	6.09	2.35	-	-	26.1	-
Safenlp	791	SAT	8.30	3.66	X	1.33	-	1.53	-	-
Safenlp	792	UNSAT	8.43	8.43	6.09	2.49	-	-	-	-
Safenlp	793	SAT	7.68	3.60	X	1.17	24.7	1.53	15.6	-
Safenlp	794	SAT	7.83	3.63	1.09	1.45	24.8	1.52	19.1	-
Safenlp	795	SAT	7.84	3.69	1.09	1.34	24.8	1.53	17.6	-
Safenlp	796	SAT	8.23	3.65	X	1.32	-	1.52	-	-

Table 37: Regular Track Instance Runtimes. Fastest times are blue. Second fastest are green. Penalties are red crosses (X).

Category	Id	Result	α - β -C	PyRAT	Marab	Nen	NNV	NeVer2	CORA	NSAT
Safenlp	797	SAT	8.32	3.69	X	1.42	-	1.53	-	-
Safenlp	798	UNSAT	7.13	3.78	6.09	1.25	26.9	1.52	16.0	-
Safenlp	799	SAT	8.11	3.68	X	1.36	-	1.53	-	-
Safenlp	800	SAT	8.36	-	3.10	1.88	-	-	-	-
Safenlp	801	UNSAT	7.11	3.78	X	1.15	26.7	1.52	15.9	-
Safenlp	802	UNSAT	8.38	-	6.09	6.99	-	-	-	-
Safenlp	803	UNSAT	7.12	3.79	6.09	1.16	26.1	1.53	15.7	-
Safenlp	804	UNSAT	8.54	-	7.10	14.5	-	-	-	-
Safenlp	805	SAT	8.25	3.72	X	1.30	-	1.53	-	-
Safenlp	806	SAT	7.84	3.72	1.09	1.32	-	1.53	16.1	-
Safenlp	807	UNSAT	9.49	-	11.1	-	-	-	-	-
Safenlp	808	UNSAT	7.12	3.80	6.09	1.17	26.9	1.52	16.0	-
Safenlp	809	SAT	8.15	3.69	3.10	1.36	-	-	-	-
Safenlp	810	UNSAT	7.14	3.76	X	1.20	25.7	1.53	15.9	-
Safenlp	811	UNSAT	9.60	-	8.11	-	-	-	-	-
Safenlp	812	UNSAT	12.1	-	67.6	-	-	-	-	-
Safenlp	813	SAT	8.28	-	X	1.74	-	-	-	-
Safenlp	814	UNSAT	9.09	-	7.10	-	-	-	-	-
Safenlp	815	SAT	8.18	3.67	X	1.29	-	1.53	-	-
Safenlp	816	SAT	7.64	3.64	1.09	1.15	24.4	1.84	15.9	-
Safenlp	817	UNSAT	7.12	3.83	X	1.15	27.0	1.52	19.8	-
Safenlp	818	UNSAT	8.91	-	7.10	-	-	-	-	-
Safenlp	819	UNSAT	7.11	3.78	6.09	1.15	26.2	1.59	15.4	-
Safenlp	820	SAT	8.31	3.62	1.09	1.44	24.3	1.52	18.8	-
Safenlp	821	UNSAT	8.47	9.71	6.09	2.50	-	-	-	-
Safenlp	822	SAT	8.35	-	X	1.35	-	-	-	-
Safenlp	823	SAT	8.08	3.63	X	1.36	-	1.53	-	-
Safenlp	824	SAT	8.23	4.04	X	1.48	-	-	-	-
Safenlp	825	SAT	8.29	3.72	1.09	1.27	24.7	1.53	15.8	-
Safenlp	826	UNSAT	8.54	-	X	-	-	-	-	-
Safenlp	827	SAT	8.31	3.73	X	1.54	-	1.53	-	-
Safenlp	828	UNSAT	7.13	3.76	X	1.19	27.0	1.52	15.8	-
Safenlp	829	SAT	8.26	3.69	1.09	1.32	-	1.52	-	-
Safenlp	830	SAT	8.15	3.68	X	1.39	-	1.53	-	-
Safenlp	831	UNSAT	9.74	-	11.1	-	-	-	-	-
Safenlp	832	UNSAT	8.51	4.69	6.09	1.74	-	-	15.5	-
Safenlp	833	SAT	7.58	3.61	X	1.22	-	1.53	18.4	-
Safenlp	834	SAT	8.18	3.63	X	1.26	-	1.53	-	-
Safenlp	835	SAT	8.40	3.67	X	1.29	-	1.52	-	-
Safenlp	836	SAT	8.10	3.58	3.10	1.47	-	1.53	-	-
Safenlp	837	SAT	8.15	3.65	X	1.34	-	1.53	-	-
Safenlp	838	SAT	7.87	3.72	1.09	1.39	24.0	1.53	16.2	-
Safenlp	839	SAT	7.88	3.65	1.09	1.37	23.8	1.53	18.8	-
Safenlp	840	SAT	7.77	3.67	X	1.33	-	1.52	16.9	-
Safenlp	841	SAT	8.22	-	3.10	1.79	-	-	-	-
Safenlp	842	UNSAT	8.48	4.68	6.09	1.49	-	-	16.1	-
Safenlp	843	UNSAT	8.41	8.83	6.09	8.00	-	-	19.2	-
Safenlp	844	UNSAT	8.55	9.47	6.09	2.20	-	-	16.9	-
Safenlp	845	UNSAT	7.13	3.75	X	1.14	26.3	1.57	17.5	-
Safenlp	846	SAT	7.88	3.64	1.09	1.38	-	1.53	-	-
Safenlp	847	UNSAT	7.14	3.78	X	1.08	25.8	1.52	16.2	-
Safenlp	848	SAT	8.16	3.63	X	1.41	-	-	-	-
Safenlp	849	SAT	8.14	4.08	3.10	1.26	-	1.53	-	-
Safenlp	850	SAT	8.21	3.72	X	1.36	-	1.53	-	-
Safenlp	851	UNSAT	8.33	4.16	6.09	1.41	-	-	16.4	-
Safenlp	852	UNSAT	7.17	3.78	6.09	1.20	26.2	1.52	18.7	-
Safenlp	853	UNSAT	15.0	-	25.2	-	-	-	-	-
Safenlp	854	SAT	8.35	3.65	3.10	1.31	-	1.52	-	-
Safenlp	855	SAT	8.19	3.68	X	1.32	-	1.52	-	-
Safenlp	856	UNSAT	8.48	8.79	6.09	2.49	-	-	16.7	-
Safenlp	857	SAT	8.01	4.07	3.10	1.39	-	1.52	-	-
Safenlp	858	SAT	8.33	3.67	X	1.37	-	1.53	-	-
Safenlp	859	SAT	8.35	-	3.10	-	-	-	-	-
Safenlp	860	UNSAT	9.10	-	7.10	-	-	-	-	-
Safenlp	861	UNSAT	10.7	-	9.11	-	-	-	-	-
Safenlp	862	SAT	7.75	3.68	1.09	1.33	25.4	1.52	16.4	-
Safenlp	863	UNSAT	7.12	3.79	X	1.16	26.3	1.52	19.4	-

Table 37: Regular Track Instance Runtimes. Fastest times are blue. Second fastest are green. Penalties are red crosses (X).

Category	Id	Result	α - β -C	PyRAT	Marab	NNen	NNV	NeVer2	CORA	NSAT
Safenlp	864	UNSAT	10.4	32.3	9.11	-	-	-	-	-
Safenlp	865	SAT	8.17	3.62	X	1.41	-	1.53	-	-
Safenlp	866	UNSAT	9.51	-	9.11	-	-	-	-	-
Safenlp	867	UNSAT	8.29	17.1	6.09	3.75	-	-	-	-
Safenlp	868	SAT	7.66	3.65	1.09	1.43	24.9	-	16.0	-
Safenlp	869	UNSAT	8.93	-	7.10	-	-	-	-	-
Safenlp	870	SAT	7.68	3.56	1.09	1.31	25.1	1.54	16.6	-
Safenlp	871	UNSAT	21.3	-	-	-	-	-	-	-
Safenlp	872	SAT	8.09	-	6.09	1.28	-	1.53	-	-
Safenlp	873	SAT	8.32	-	X	1.39	-	-	-	-
Safenlp	874	UNSAT	8.26	8.51	6.09	2.59	-	-	16.4	-
Safenlp	875	UNSAT	7.12	3.86	6.09	1.16	26.6	1.52	18.7	-
Safenlp	876	SAT	8.32	3.67	2.10	1.45	-	1.53	18.4	-
Safenlp	877	SAT	7.68	3.59	1.09	1.26	25.0	-	17.9	-
Safenlp	878	UNSAT	7.10	3.77	6.09	1.07	25.8	1.53	18.0	-
Safenlp	879	UNSAT	7.11	3.75	6.09	1.12	26.6	1.52	16.1	-
Safenlp	880	SAT	8.17	3.65	X	1.39	-	-	-	-
Safenlp	881	SAT	8.34	3.68	X	1.36	-	1.52	-	-
Safenlp	882	UNSAT	8.39	6.32	6.09	1.94	-	-	17.1	-
Safenlp	883	UNSAT	7.15	3.83	X	1.18	25.7	1.52	19.5	-
Safenlp	884	SAT	8.26	4.09	3.10	1.31	-	1.53	-	-
Safenlp	885	SAT	7.82	3.68	1.09	1.26	-	1.53	15.6	-
Safenlp	886	UNSAT	10.2	-	11.1	-	-	-	-	-
Safenlp	887	SAT	8.35	4.05	3.10	1.84	-	-	-	-
Safenlp	888	UNSAT	7.10	3.83	X	1.19	26.0	1.52	16.3	-
Safenlp	889	UNSAT	9.37	-	7.10	-	-	-	-	-
Safenlp	890	SAT	8.08	-	3.10	1.96	-	-	-	-
Safenlp	891	UNSAT	7.17	3.82	X	1.15	25.9	1.52	16.5	-
Safenlp	892	UNSAT	7.11	3.78	6.09	1.17	26.1	1.52	19.4	-
Safenlp	893	SAT	7.66	3.64	1.09	1.38	24.7	1.53	16.7	-
Safenlp	894	UNSAT	10.1	-	8.11	-	-	-	-	-
Safenlp	895	UNSAT	8.37	9.72	6.09	2.45	-	-	16.5	-
Safenlp	896	SAT	7.73	3.69	X	1.40	24.7	1.53	19.1	-
Safenlp	897	SAT	8.17	3.70	X	1.29	-	1.52	-	-
Safenlp	898	SAT	8.37	3.58	3.10	1.28	-	1.53	-	-
Safenlp	899	UNSAT	8.26	10.3	6.09	2.50	-	-	27.5	-
Safenlp	900	UNSAT	7.14	3.70	X	1.09	27.1	1.52	16.8	-
Safenlp	901	SAT	8.33	3.68	X	1.25	24.0	1.53	18.8	-
Safenlp	902	SAT	8.35	3.71	3.10	1.30	-	1.53	-	-
Safenlp	903	SAT	8.25	3.56	X	1.31	-	1.53	-	-
Safenlp	904	UNSAT	8.85	-	7.10	8.55	-	-	-	-
Safenlp	905	SAT	8.36	3.63	X	1.34	-	1.53	-	-
Safenlp	906	UNSAT	7.11	3.76	6.09	1.20	25.8	1.59	16.3	-
Safenlp	907	SAT	7.80	3.67	X	1.42	-	1.53	19.8	-
Safenlp	908	SAT	8.22	3.68	X	1.37	-	1.53	-	-
Safenlp	909	UNSAT	8.55	4.61	6.09	1.67	-	-	16.6	-
Safenlp	910	UNSAT	8.47	-	X	4.70	-	-	19.6	-
Safenlp	911	SAT	8.32	3.65	X	1.34	-	-	-	-
Safenlp	912	SAT	8.35	3.65	3.10	1.37	-	1.53	16.4	-
Safenlp	913	SAT	8.28	3.64	X	1.44	-	1.53	-	-
Safenlp	914	SAT	8.03	3.66	3.10	1.36	-	-	-	-
Safenlp	915	SAT	8.25	3.69	X	1.33	-	-	-	-
Safenlp	916	SAT	8.24	3.69	X	1.34	24.7	1.54	16.8	-
Safenlp	917	UNSAT	8.97	-	7.10	-	-	-	-	-
Safenlp	918	UNSAT	7.11	3.78	X	1.18	26.7	1.59	15.7	-
Safenlp	919	SAT	8.14	-	3.10	2.53	-	-	-	-
Safenlp	920	SAT	8.22	3.69	1.09	1.24	24.0	1.53	17.1	-
Safenlp	921	SAT	7.68	3.65	1.09	1.26	24.4	1.53	18.9	-
Safenlp	922	UNSAT	8.51	5.04	6.09	1.68	-	-	18.2	-
Safenlp	923	SAT	8.19	3.71	X	1.34	-	1.52	-	-
Safenlp	924	UNSAT	8.37	-	X	14.3	-	-	19.6	-
Safenlp	925	SAT	7.81	3.69	1.09	1.27	-	1.53	-	-
Safenlp	926	UNSAT	8.68	-	X	-	-	-	-	-
Safenlp	927	SAT	7.87	3.68	X	1.29	-	1.52	-	-
Safenlp	928	SAT	7.58	3.59	1.09	1.29	23.9	-	16.8	-
Safenlp	929	SAT	8.11	-	X	2.22	-	-	-	-
Safenlp	930	SAT	8.33	3.70	3.10	1.28	-	1.53	16.9	-

Table 37: Regular Track Instance Runtimes. Fastest times are blue. Second fastest are green. Penalties are red crosses (X).

Category	Id	Result	α - β -C	PyRAT	Marab	N Nen	NNV	NeVer2	CORA	NSAT
Safenlp	931	SAT	8.24	3.66	3.10	1.28	-	1.53	-	-
Safenlp	932	SAT	8.17	3.58	1.09	1.39	-	1.53	-	-
Safenlp	933	UNSAT	7.10	3.79	X	1.15	26.3	1.52	17.1	-
Safenlp	934	SAT	8.22	3.63	X	1.25	23.9	1.53	19.6	-
Safenlp	935	UNSAT	7.11	3.81	6.09	1.10	26.2	1.52	17.9	-
Safenlp	936	SAT	7.66	3.60	1.09	1.39	24.1	-	17.3	-
Safenlp	937	UNSAT	8.38	-	X	8.33	-	-	30.6	-
Safenlp	938	SAT	8.31	3.70	X	1.34	-	1.53	-	-
Safenlp	939	UNSAT	7.13	3.72	X	1.18	26.5	1.52	16.0	-
Safenlp	940	SAT	8.31	3.67	X	1.33	-	-	-	-
Safenlp	941	UNSAT	8.42	4.72	X	1.67	-	-	16.6	-
Safenlp	942	SAT	8.28	3.73	X	1.38	-	1.52	18.7	-
Safenlp	943	UNSAT	8.55	-	X	-	-	-	-	-
Safenlp	944	UNSAT	9.08	-	7.10	-	-	-	-	-
Safenlp	945	SAT	7.73	3.72	1.09	1.33	24.8	1.52	16.3	-
Safenlp	946	UNSAT	17.5	-	-	-	-	-	-	-
Safenlp	947	SAT	7.85	3.68	3.10	1.40	-	1.53	-	-
Safenlp	948	SAT	8.40	3.60	1.09	1.43	-	1.53	17.4	-
Safenlp	949	UNSAT	9.08	-	X	-	-	-	-	-
Safenlp	950	UNSAT	7.14	3.80	7.10	1.19	26.5	1.52	16.7	-
Safenlp	951	SAT	8.34	-	X	1.60	-	-	-	-
Safenlp	952	SAT	7.97	3.65	3.10	1.32	-	1.53	-	-
Safenlp	953	SAT	8.24	-	3.10	-	-	-	-	-
Safenlp	954	SAT	8.19	3.71	3.10	1.40	-	-	-	-
Safenlp	955	SAT	8.24	3.66	3.10	1.33	-	1.53	-	-
Safenlp	956	SAT	7.85	3.60	1.09	1.32	24.7	1.53	17.2	-
Safenlp	957	UNSAT	8.50	-	X	-	-	-	-	-
Safenlp	958	SAT	7.83	3.64	1.09	1.42	24.3	1.53	17.4	-
Safenlp	959	UNSAT	7.15	3.81	X	1.14	26.0	1.52	20.0	-
Safenlp	960	SAT	7.81	3.67	1.09	1.36	24.9	1.53	17.5	-
Safenlp	961	UNSAT	8.45	12.9	7.10	3.50	-	-	-	-
Safenlp	962	SAT	7.85	3.64	1.09	1.40	24.7	-	15.7	-
Safenlp	963	SAT	7.79	3.66	1.09	1.38	24.5	1.53	18.9	-
Safenlp	964	SAT	8.03	3.59	X	1.38	-	1.52	-	-
Safenlp	965	SAT	8.20	3.66	3.10	1.34	-	-	-	-
Safenlp	966	UNSAT	8.32	-	X	8.89	-	-	16.7	-
Safenlp	967	SAT	7.84	3.64	1.09	1.38	-	1.53	19.0	-
Safenlp	968	UNSAT	8.38	-	X	5.77	-	-	-	-
Safenlp	969	UNSAT	7.13	3.77	6.09	1.21	26.9	1.52	16.9	-
Safenlp	970	SAT	7.68	3.67	1.09	1.34	25.6	-	19.6	-
Safenlp	971	UNSAT	7.11	3.78	6.09	1.16	26.1	1.57	17.4	-
Safenlp	972	UNSAT	8.73	-	7.10	7.09	-	-	-	-
Safenlp	973	UNSAT	7.14	3.87	6.09	1.07	26.7	1.52	17.2	-
Safenlp	974	SAT	8.20	-	3.10	2.03	-	-	-	-
Safenlp	975	UNSAT	7.13	3.82	X	1.08	26.8	1.52	16.4	-
Safenlp	976	SAT	8.19	3.69	X	1.25	-	-	-	-
Safenlp	977	SAT	7.69	3.63	1.09	1.32	24.8	1.53	17.0	-
Safenlp	978	UNSAT	7.12	3.81	6.09	1.13	26.5	1.51	19.9	-
Safenlp	979	SAT	8.16	-	X	1.27	-	1.52	-	-
Safenlp	980	SAT	7.70	3.62	X	1.36	-	1.53	17.2	-
Safenlp	981	UNSAT	7.11	3.80	6.09	1.18	27.1	1.53	19.8	-
Safenlp	982	UNSAT	7.15	3.80	7.10	1.19	26.2	1.53	18.9	-
Safenlp	983	SAT	7.83	3.72	1.09	1.35	25.0	-	18.5	-
Safenlp	984	UNSAT	8.33	5.76	6.09	2.19	-	-	17.8	-
Safenlp	985	UNSAT	9.71	-	9.11	-	-	-	-	-
Safenlp	986	UNSAT	7.13	3.81	X	1.10	27.2	1.52	17.1	-
Safenlp	987	SAT	7.81	3.62	1.09	1.24	24.7	1.53	20.2	-
Safenlp	988	UNSAT	7.11	3.82	19.2	1.08	27.2	1.52	18.1	-
Safenlp	989	SAT	8.36	3.68	X	1.30	-	1.53	-	-
Safenlp	990	SAT	7.69	3.63	1.09	1.41	25.2	1.53	17.0	-
Safenlp	991	SAT	8.33	-	X	1.34	-	-	-	-
Safenlp	992	UNSAT	9.15	-	X	-	-	-	-	-
Safenlp	993	SAT	8.35	3.65	3.10	1.32	-	1.53	-	-
Safenlp	994	UNSAT	8.51	15.9	6.09	3.39	-	-	-	-
Safenlp	995	UNSAT	7.11	3.81	X	1.13	26.1	1.52	17.4	-
Safenlp	996	UNSAT	7.12	3.79	6.09	1.11	26.3	1.51	18.2	-
Safenlp	997	SAT	8.11	3.73	3.10	1.25	-	1.53	-	-

Table 37: Regular Track Instance Runtimes. Fastest times are **blue**. Second fastest are **green**. Penalties are red crosses (**×**).

Category	Id	Result	α - β -C	PyRAT	Marab	NNen	NNV	NeVer2	CORA	NSAT
Safenlp	998	SAT	8.20	3.70	3.10	1.25	-	1.52	-	-
Safenlp	999	SAT	8.30	3.66	×	1.72	-	1.53	-	-
Safenlp	1000	SAT	8.34	3.72	×	1.38	-	1.52	-	-
Safenlp	1001	SAT	8.14	3.63	×	1.32	-	1.53	-	-
Safenlp	1002	UNSAT	8.48	-	×	10.7	-	-	-	-
Safenlp	1003	SAT	8.15	3.62	×	1.34	-	1.53	-	-
Safenlp	1004	UNSAT	8.29	6.48	×	2.00	-	-	17.4	-
Safenlp	1005	UNSAT	8.30	16.3	×	2.33	-	-	19.0	-
Safenlp	1006	SAT	7.70	3.56	1.09	1.34	24.2	1.53	18.1	-
Safenlp	1007	UNSAT	8.53	7.65	6.09	2.03	-	-	18.7	-
Safenlp	1008	SAT	8.33	3.67	3.10	1.33	-	1.53	-	-
Safenlp	1009	SAT	8.19	3.65	1.09	1.42	-	-	17.5	-
Safenlp	1010	SAT	7.75	3.60	1.09	1.36	24.4	1.53	19.9	-
Safenlp	1011	SAT	8.37	3.58	2.10	1.35	-	1.53	-	-
Safenlp	1012	SAT	8.15	3.70	3.10	1.38	-	1.53	16.9	-
Safenlp	1013	SAT	8.26	3.64	×	1.47	24.7	1.53	20.5	-
Safenlp	1014	SAT	8.21	3.66	3.10	1.56	-	-	-	-
Safenlp	1015	UNSAT	8.41	4.61	×	1.51	-	-	16.8	-
Safenlp	1016	SAT	8.31	-	3.10	-	-	-	-	-
Safenlp	1017	SAT	8.36	3.71	3.10	1.31	-	1.53	-	-
Safenlp	1018	SAT	8.34	3.65	3.10	1.41	-	1.52	-	-
Safenlp	1019	SAT	8.31	3.66	×	1.35	-	1.52	-	-
Safenlp	1020	UNSAT	17.4	-	17.2	-	-	-	-	-
Safenlp	1021	SAT	7.70	3.65	1.09	1.36	24.6	-	16.7	-
Safenlp	1022	UNSAT	7.13	3.80	6.09	1.15	26.8	1.52	20.0	-
Safenlp	1023	UNSAT	7.13	3.74	6.09	1.16	26.0	1.52	19.3	-
Safenlp	1024	SAT	8.34	3.69	3.10	1.32	-	1.53	-	-
Safenlp	1025	SAT	8.25	4.47	×	1.58	-	-	-	-
Safenlp	1026	UNSAT	8.31	5.65	6.09	1.87	-	-	16.7	-
Safenlp	1027	UNSAT	16.2	-	35.3	-	-	-	-	-
Safenlp	1028	SAT	8.08	3.72	×	1.37	-	-	-	-
Safenlp	1029	SAT	7.59	3.62	1.09	1.29	24.9	-	17.7	-
Safenlp	1030	SAT	7.61	3.60	1.09	1.32	24.4	-	19.2	-
Safenlp	1031	SAT	7.84	3.59	1.09	1.36	-	-	18.5	-
Safenlp	1032	UNSAT	7.11	3.82	6.09	1.18	26.6	1.52	16.5	-
Safenlp	1033	UNSAT	8.42	12.6	6.10	2.93	-	-	-	-
Safenlp	1034	SAT	7.83	3.59	1.09	1.39	24.1	1.53	17.3	-
Safenlp	1035	UNSAT	8.72	-	7.10	4.09	-	-	-	-
Safenlp	1036	SAT	8.03	3.65	3.10	1.41	-	1.52	-	-
Safenlp	1037	SAT	7.83	3.62	1.09	1.32	24.4	1.52	17.2	-
Safenlp	1038	SAT	8.23	-	×	1.80	-	-	-	-
Safenlp	1039	UNSAT	8.90	-	7.10	17.7	-	-	-	-
Safenlp	1040	SAT	7.83	3.58	1.09	1.38	-	1.53	16.1	-
Safenlp	1041	SAT	7.71	3.72	1.09	1.34	-	1.53	-	-
Safenlp	1042	SAT	8.33	3.66	3.10	1.32	-	1.53	-	-
Safenlp	1043	SAT	8.31	3.64	×	1.32	-	1.53	-	-
Safenlp	1044	UNSAT	7.14	3.80	6.09	1.15	26.5	1.55	16.2	-
Safenlp	1045	SAT	7.85	3.61	1.09	1.28	-	1.53	20.1	-
Safenlp	1046	SAT	8.25	3.64	×	1.43	-	-	-	-
Safenlp	1047	UNSAT	8.36	4.34	×	1.59	-	-	17.4	-
Safenlp	1048	SAT	8.36	3.64	3.10	1.31	-	-	-	-
Safenlp	1049	UNSAT	8.43	4.29	6.09	1.29	-	-	17.6	-
Safenlp	1050	SAT	8.23	3.66	×	1.24	-	1.53	-	-
Safenlp	1051	SAT	7.76	3.64	6.09	1.23	24.5	1.53	16.8	-
Safenlp	1052	SAT	8.29	3.62	×	1.29	-	1.52	-	-
Safenlp	1053	UNSAT	8.48	11.9	6.09	2.19	-	-	-	-
Safenlp	1054	SAT	8.36	3.69	3.10	1.32	-	1.53	-	-
Safenlp	1055	SAT	8.34	3.64	1.09	1.26	-	1.52	17.4	-
Safenlp	1056	SAT	8.33	-	3.10	1.84	-	-	-	-
Safenlp	1057	UNSAT	7.12	3.77	×	1.13	26.1	1.52	17.7	-
Safenlp	1058	SAT	8.32	3.71	3.10	1.31	-	1.53	-	-
Safenlp	1059	SAT	7.86	3.59	1.09	1.24	24.2	1.52	17.3	-
Safenlp	1060	UNSAT	8.25	4.20	6.09	1.28	-	-	19.6	-
Safenlp	1061	UNSAT	7.10	3.84	6.09	1.11	26.5	1.57	19.5	-
Safenlp	1062	SAT	8.34	3.67	×	1.31	-	-	-	-
Safenlp	1063	SAT	8.26	3.59	3.10	1.26	-	1.53	-	-
Safenlp	1064	UNSAT	7.17	3.81	6.09	1.22	27.6	1.51	16.9	-

Table 37: Regular Track Instance Runtimes. Fastest times are blue. Second fastest are green. Penalties are red crosses (X).

Category	Id	Result	α - β -C	PyRAT	Marab	N _{Nen}	NNV	NeVer2	CORA	NSAT
Safenlp	1065	UNSAT	7.11	3.77	X	1.23	25.8	1.52	20.1	-
Safenlp	1066	SAT	8.17	3.66	X	1.44	-	1.53	-	-
Safenlp	1067	UNSAT	7.12	3.82	X	1.17	26.4	1.52	17.3	-
Safenlp	1068	UNSAT	8.43	-	7.10	14.9	-	-	-	-
Safenlp	1069	SAT	8.37	4.10	X	1.40	-	1.52	-	-
Safenlp	1070	SAT	8.33	3.74	3.10	1.35	-	1.53	17.1	-
Safenlp	1071	UNSAT	7.10	3.75	X	1.22	26.7	1.52	19.9	-
Safenlp	1072	SAT	7.87	3.62	1.09	1.42	-	1.53	19.1	-
Safenlp	1073	SAT	8.32	3.70	3.10	1.35	-	1.53	-	-
Safenlp	1074	SAT	8.13	3.70	X	1.33	-	1.52	-	-
Safenlp	1075	SAT	8.23	3.63	X	1.32	-	1.53	-	-
Safenlp	1076	SAT	8.25	4.05	X	1.30	-	-	-	-
Safenlp	1077	SAT	8.20	3.72	X	1.30	-	1.54	-	-
Safenlp	1078	UNSAT	7.12	3.76	X	1.08	26.0	1.52	17.7	-
Safenlp	1079	UNSAT	7.12	3.79	6.09	1.08	25.7	1.59	19.7	-
Tinyimagenet	0	UNSAT	22.6	98.5	-	-	-	-	-	60.3
Tinyimagenet	1	UNSAT	22.6	-	-	-	-	-	-	54.0
Tinyimagenet	2	SAT	10.5	6.62	4.10	-	-	-	-	-
Tinyimagenet	3	SAT	9.95	6.59	3.10	-	-	-	-	X
Tinyimagenet	4	UNSAT	22.9	109	-	-	-	-	-	40.1
Tinyimagenet	5	SAT	10.7	6.72	8.13	-	-	-	-	-
Tinyimagenet	6	SAT	10.1	6.64	3.10	-	-	-	-	-
Tinyimagenet	7	UNSAT	33.4	-	-	-	-	-	-	78.2
Tinyimagenet	8	?	-	-	-	-	-	-	-	-
Tinyimagenet	9	UNSAT	23.5	-	-	-	-	-	-	39.6
Tinyimagenet	10	UNSAT	22.4	-	-	-	-	-	-	37.9
Tinyimagenet	11	SAT	9.91	-	20.2	-	-	-	-	60.9
Tinyimagenet	12	UNSAT	25.1	-	-	-	-	-	-	44.3
Tinyimagenet	13	UNSAT	22.5	104	-	-	-	-	-	39.6
Tinyimagenet	14	UNSAT	24.2	-	-	-	-	-	-	44.5
Tinyimagenet	15	SAT	10.1	-	42.3	-	-	-	-	-
Tinyimagenet	16	SAT	9.90	6.76	4.11	-	-	-	-	X
Tinyimagenet	17	UNSAT	23.2	110	-	-	-	-	-	-
Tinyimagenet	18	UNSAT	23.0	-	-	-	-	-	-	55.1
Tinyimagenet	19	SAT	10.3	-	26.2	-	-	-	-	-
Tinyimagenet	20	UNSAT	42.9	-	-	-	-	-	-	87.6
Tinyimagenet	21	UNSAT	20.8	68.8	-	-	-	-	-	48.5
Tinyimagenet	22	UNSAT	48.8	-	-	-	-	-	-	89.1
Tinyimagenet	23	?	-	-	-	-	-	-	-	-
Tinyimagenet	24	UNSAT	22.8	-	-	-	-	-	-	39.8
Tinyimagenet	25	SAT	10.1	-	35.3	-	-	-	-	-
Tinyimagenet	26	UNSAT	22.3	99.2	-	-	-	-	-	56.3
Tinyimagenet	27	SAT	9.98	6.63	9.13	-	-	-	-	X
Tinyimagenet	28	UNSAT	20.6	32.7	-	-	-	-	-	45.3
Tinyimagenet	29	SAT	9.46	6.58	4.11	-	-	-	-	X
Tinyimagenet	30	SAT	10.2	6.76	4.11	-	-	-	-	-
Tinyimagenet	31	UNSAT	26.8	-	-	-	-	-	-	-
Tinyimagenet	32	?	-	-	-	-	-	-	-	-
Tinyimagenet	33	SAT	10.1	6.56	3.10	-	-	-	-	-
Tinyimagenet	34	UNSAT	23.3	-	-	-	-	-	-	54.2
Tinyimagenet	35	SAT	10.9	6.56	3.10	-	-	-	-	-
Tinyimagenet	36	SAT	10.7	6.59	3.10	-	-	-	-	-
Tinyimagenet	37	SAT	9.87	-	22.2	-	-	-	-	X
Tinyimagenet	38	UNSAT	23.1	55.3	-	-	-	-	-	39.1
Tinyimagenet	39	UNSAT	31.9	-	-	-	-	-	-	71.5
Tinyimagenet	40	UNSAT	36.8	-	-	-	-	-	-	-
Tinyimagenet	41	UNSAT	31.2	-	-	-	-	-	-	54.2
Tinyimagenet	42	UNSAT	12.9	15.9	-	-	-	-	-	25.5
Tinyimagenet	43	UNSAT	26.4	-	-	-	-	-	-	59.4
Tinyimagenet	44	UNSAT	26.2	-	-	-	-	-	-	-
Tinyimagenet	45	UNSAT	32.1	-	-	-	-	-	-	-
Tinyimagenet	46	UNSAT	57.4	-	-	-	-	-	-	-
Tinyimagenet	47	SAT	9.93	6.59	29.3	-	-	-	-	X
Tinyimagenet	48	SAT	9.88	-	19.2	-	-	-	-	X
Tinyimagenet	49	UNSAT	27.7	-	-	-	-	-	-	-
Tinyimagenet	50	UNSAT	41.9	-	-	-	-	-	-	95.8
Tinyimagenet	51	SAT	10.9	6.77	9.14	-	-	-	-	-

Table 37: Regular Track Instance Runtimes. Fastest times are blue. Second fastest are green. Penalties are red crosses (X).

Category	Id	Result	α - β -C	PyRAT	Marab	NNen	NNV	NeVer2	CORA	NSAT
Tinyimagenet	52	?	-	-	-	-	-	-	-	-
Tinyimagenet	53	UNSAT	33.2	-	-	-	-	-	-	57.2
Tinyimagenet	54	UNSAT	25.1	-	-	-	-	-	-	41.1
Tinyimagenet	55	SAT	9.86	6.65	5.11	-	-	-	-	X
Tinyimagenet	56	UNSAT	70.7	-	-	-	-	-	-	-
Tinyimagenet	57	UNSAT	23.0	111	-	-	-	-	-	41.6
Tinyimagenet	58	UNSAT	23.4	85.6	-	-	-	-	-	-
Tinyimagenet	59	UNSAT	25.1	-	-	-	-	-	-	42.9
Tinyimagenet	60	UNSAT	23.1	81.0	-	-	-	-	-	34.1
Tinyimagenet	61	?	-	-	-	-	-	-	-	-
Tinyimagenet	62	UNSAT	21.2	60.6	-	-	-	-	-	-
Tinyimagenet	63	?	-	-	-	-	-	-	-	-
Tinyimagenet	64	UNSAT	26.3	-	-	-	-	-	-	47.2
Tinyimagenet	65	?	-	-	-	-	-	-	-	-
Tinyimagenet	66	UNSAT	21.9	-	-	-	-	-	-	38.5
Tinyimagenet	67	UNSAT	22.2	-	-	-	-	-	-	57.9
Tinyimagenet	68	UNSAT	24.0	114	-	-	-	-	-	73.9
Tinyimagenet	69	UNSAT	21.8	50.4	-	-	-	-	-	36.9
Tinyimagenet	70	SAT	10.9	-	4.11	-	-	-	-	-
Tinyimagenet	71	SAT	10.6	6.61	4.11	-	-	-	-	-
Tinyimagenet	72	SAT	9.96	-	32.3	-	-	-	-	-
Tinyimagenet	73	UNSAT	27.4	-	-	-	-	-	-	-
Tinyimagenet	74	UNSAT	8.86	13.3	-	-	-	-	-	18.8
Tinyimagenet	75	SAT	11.0	6.79	5.12	-	-	-	-	-
Tinyimagenet	76	UNSAT	23.6	-	-	-	-	-	-	61.0
Tinyimagenet	77	UNSAT	36.9	-	-	-	-	-	-	63.5
Tinyimagenet	78	UNSAT	30.9	-	-	-	-	-	-	-
Tinyimagenet	79	UNSAT	21.6	24.3	-	-	-	-	-	32.5
Tinyimagenet	80	UNSAT	28.3	-	-	-	-	-	-	49.4
Tinyimagenet	81	SAT	12.8	6.58	3.10	-	-	-	-	-
Tinyimagenet	82	?	-	-	-	-	-	-	-	-
Tinyimagenet	83	UNSAT	27.3	-	-	-	-	-	-	-
Tinyimagenet	84	UNSAT	23.8	108	-	-	-	-	-	42.7
Tinyimagenet	85	?	-	-	-	-	-	-	-	-
Tinyimagenet	86	UNSAT	22.9	57.8	-	-	-	-	-	-
Tinyimagenet	87	?	-	-	-	-	-	-	-	-
Tinyimagenet	88	UNSAT	8.90	14.3	-	-	-	-	-	18.8
Tinyimagenet	89	UNSAT	26.7	-	-	-	-	-	-	-
Tinyimagenet	90	UNSAT	24.0	-	-	-	-	-	-	59.2
Tinyimagenet	91	UNSAT	24.3	-	-	-	-	-	-	62.3
Tinyimagenet	92	UNSAT	40.9	-	-	-	-	-	-	65.4
Tinyimagenet	93	UNSAT	14.3	13.8	-	-	-	-	-	25.1
Tinyimagenet	94	UNSAT	21.1	68.8	-	-	-	-	-	50.1
Tinyimagenet	95	UNSAT	23.2	-	-	-	-	-	-	54.9
Tinyimagenet	96	SAT	10.3	6.78	78.5	-	-	-	-	-
Tinyimagenet	97	SAT	10.0	6.79	43.3	-	-	-	-	-
Tinyimagenet	98	?	-	-	-	-	-	-	-	-
Tinyimagenet	99	UNSAT	23.7	-	-	-	-	-	-	59.1
Tinyimagenet	100	UNSAT	23.2	-	-	-	-	-	-	40.8
Tinyimagenet	101	?	-	-	-	-	-	-	-	-
Tinyimagenet	102	UNSAT	25.1	-	-	-	-	-	-	-
Tinyimagenet	103	?	-	-	-	-	-	-	-	-
Tinyimagenet	104	UNSAT	27.2	-	-	-	-	-	-	54.5
Tinyimagenet	105	UNSAT	39.4	-	-	-	-	-	-	83.7
Tinyimagenet	106	UNSAT	23.5	-	-	-	-	-	-	44.4
Tinyimagenet	107	UNSAT	29.0	-	-	-	-	-	-	67.0
Tinyimagenet	108	UNSAT	25.6	-	-	-	-	-	-	-
Tinyimagenet	109	SAT	10.1	6.76	16.2	-	-	-	-	-
Tinyimagenet	110	?	-	-	-	-	-	-	-	-
Tinyimagenet	111	UNSAT	24.9	-	-	-	-	-	-	-
Tinyimagenet	112	SAT	10.1	6.67	3.10	-	29.2	-	17.0	-
Tinyimagenet	113	UNSAT	21.0	51.7	-	-	-	-	-	34.9
Tinyimagenet	114	UNSAT	23.6	-	-	-	-	-	-	44.4
Tinyimagenet	115	UNSAT	27.2	-	-	-	-	-	-	-
Tinyimagenet	116	UNSAT	21.9	73.4	-	-	-	-	-	38.0
Tinyimagenet	117	?	-	-	-	-	-	-	-	-
Tinyimagenet	118	UNSAT	24.0	31.1	-	-	-	-	-	65.3

Table 37: Regular Track Instance Runtimes. Fastest times are blue. Second fastest are green. Penalties are red crosses (X).

Category	Id	Result	α - β -C	PyRAT	Marab	NNen	NNV	NeVer2	CORA	NSAT
Tinyimagenet	119	SAT	9.02	6.50	1.09	-	30.3	-	18.0	X
Tinyimagenet	120	UNSAT	29.3	-	-	-	-	-	-	55.0
Tinyimagenet	121	UNSAT	25.1	-	-	-	-	-	-	-
Tinyimagenet	122	UNSAT	21.6	42.9	-	-	-	-	-	48.4
Tinyimagenet	123	UNSAT	21.4	110	-	-	-	-	-	50.6
Tinyimagenet	124	SAT	10.9	6.59	4.11	-	-	-	-	-
Tinyimagenet	125	UNSAT	13.2	13.4	-	-	-	-	-	26.7
Tinyimagenet	126	?	-	-	-	-	-	-	-	-
Tinyimagenet	127	?	-	-	-	-	-	-	-	-
Tinyimagenet	128	UNSAT	41.9	-	-	-	-	-	-	-
Tinyimagenet	129	SAT	10.9	6.57	4.11	-	-	-	-	-
Tinyimagenet	130	UNSAT	22.5	18.8	-	-	-	-	-	35.1
Tinyimagenet	131	UNSAT	13.6	13.5	-	-	-	-	-	23.2
Tinyimagenet	132	UNSAT	84.8	-	-	-	-	-	-	-
Tinyimagenet	133	SAT	13.6	6.75	5.11	-	-	-	-	-
Tinyimagenet	134	SAT	10.2	6.65	3.10	-	-	-	-	-
Tinyimagenet	135	SAT	10.0	-	42.3	-	-	-	-	-
Tinyimagenet	136	UNSAT	33.9	-	-	-	-	-	-	75.6
Tinyimagenet	137	UNSAT	48.1	-	-	-	-	-	-	-
Tinyimagenet	138	UNSAT	22.6	19.3	-	-	-	-	-	33.7
Tinyimagenet	139	UNSAT	22.3	109	-	-	-	-	-	51.3
Tinyimagenet	140	UNSAT	26.5	-	-	-	-	-	-	46.6
Tinyimagenet	141	UNSAT	23.1	75.1	-	-	-	-	-	56.3
Tinyimagenet	142	UNSAT	24.9	-	-	-	-	-	-	47.2
Tinyimagenet	143	UNSAT	27.1	-	-	-	-	-	-	-
Tinyimagenet	144	?	-	-	-	-	-	-	-	-
Tinyimagenet	145	UNSAT	29.7	-	-	-	-	-	-	-
Tinyimagenet	146	UNSAT	15.5	21.6	-	-	-	-	-	27.3
Tinyimagenet	147	UNSAT	23.2	-	-	-	-	-	-	39.5
Tinyimagenet	148	UNSAT	41.6	-	-	-	-	-	-	98.9
Tinyimagenet	149	UNSAT	14.6	20.1	-	-	-	-	-	26.1
Tinyimagenet	150	UNSAT	30.9	-	-	-	-	-	-	69.5
Tinyimagenet	151	UNSAT	14.4	15.2	-	-	-	-	-	25.1
Tinyimagenet	152	UNSAT	28.9	-	-	-	-	-	-	68.5
Tinyimagenet	153	UNSAT	30.9	-	-	-	-	-	-	-
Tinyimagenet	154	UNSAT	43.2	-	-	-	-	-	-	-
Tinyimagenet	155	?	-	-	-	-	-	-	-	-
Tinyimagenet	156	UNSAT	22.9	109	-	-	-	-	-	39.6
Tinyimagenet	157	?	-	-	-	-	-	-	-	-
Tinyimagenet	158	SAT	10.2	6.58	3.10	-	-	-	-	-
Tinyimagenet	159	SAT	9.95	6.76	4.11	-	-	-	-	-
Tinyimagenet	160	UNSAT	24.3	-	-	-	-	-	-	55.4
Tinyimagenet	161	UNSAT	23.6	-	-	-	-	-	-	61.6
Tinyimagenet	162	?	-	-	-	-	-	-	-	-
Tinyimagenet	163	UNSAT	23.7	-	-	-	-	-	-	59.3
Tinyimagenet	164	UNSAT	22.6	-	-	-	-	-	-	53.2
Tinyimagenet	165	UNSAT	25.6	-	-	-	-	-	-	-
Tinyimagenet	166	SAT	13.1	6.63	3.10	-	-	-	-	-
Tinyimagenet	167	?	-	-	-	-	-	-	-	-
Tinyimagenet	168	UNSAT	22.0	35.7	-	-	-	-	-	64.1
Tinyimagenet	169	UNSAT	25.4	-	-	-	-	-	-	46.3
Tinyimagenet	170	UNSAT	22.7	15.1	-	-	-	-	-	36.0
Tinyimagenet	171	UNSAT	37.4	-	-	-	-	-	-	78.7
Tinyimagenet	172	UNSAT	26.2	-	-	-	-	-	-	60.7
Tinyimagenet	173	UNSAT	21.6	59.7	-	-	-	-	-	33.3
Tinyimagenet	174	UNSAT	43.1	-	-	-	-	-	-	-
Tinyimagenet	175	UNSAT	14.0	16.2	-	-	-	-	-	24.5
Tinyimagenet	176	UNSAT	13.7	14.1	-	-	-	-	-	23.5
Tinyimagenet	177	UNSAT	26.6	-	-	-	-	-	-	-
Tinyimagenet	178	UNSAT	23.3	73.6	-	-	-	-	-	-
Tinyimagenet	179	UNSAT	13.8	14.0	-	-	-	-	-	24.0
Tinyimagenet	180	UNSAT	20.5	112	-	-	-	-	-	33.2
Tinyimagenet	181	UNSAT	30.1	-	-	-	-	-	-	-
Tinyimagenet	182	UNSAT	23.1	82.6	-	-	-	-	-	68.6
Tinyimagenet	183	SAT	10.0	-	6.12	-	-	-	-	X
Tinyimagenet	184	UNSAT	21.9	59.2	-	-	-	-	-	54.8
Tinyimagenet	185	UNSAT	13.7	14.8	-	-	-	-	-	23.5

Table 37: Regular Track Instance Runtimes. Fastest times are blue. Second fastest are green. Penalties are red crosses (X).

Category	Id	Result	α - β -C	PyRAT	Marab	NNen	NNV	NeVer2	CORA	NSAT
Tinyimagenet	186	SAT	10.0	-	77.5	-	-	-	-	-
Tinyimagenet	187	?	-	-	-	-	-	-	-	-
Tinyimagenet	188	SAT	9.96	6.67	4.11	-	-	-	-	-
Tinyimagenet	189	?	-	-	-	-	-	-	-	-
Tinyimagenet	190	?	-	-	-	-	-	-	-	-
Tinyimagenet	191	UNSAT	31.9	-	-	-	-	-	-	-
Tinyimagenet	192	?	-	-	-	-	-	-	-	-
Tinyimagenet	193	SAT	9.96	-	19.2	-	-	-	-	X
Tinyimagenet	194	SAT	10.3	6.71	10.1	-	-	-	-	-
Tinyimagenet	195	UNSAT	35.9	-	-	-	-	-	-	-
Tinyimagenet	196	UNSAT	24.7	-	-	-	-	-	-	-
Tinyimagenet	197	UNSAT	23.8	-	-	-	-	-	-	-
Tinyimagenet	198	UNSAT	30.9	-	-	-	-	-	-	-
Tinyimagenet	199	UNSAT	32.8	-	-	-	-	-	-	67.7
Tllverifybench 2023	0	SAT	6.99	8.70	1.09	1.20	25.8	2.06	11.0	X
Tllverifybench 2023	1	UNSAT	8.71	12.4	7.10	-	-	1.58	11.7	4.27
Tllverifybench 2023	2	UNSAT	8.06	8.47	6.10	1.85	-	1.57	11.2	4.25
Tllverifybench 2023	3	UNSAT	8.03	19.0	7.10	2.63	-	1.57	11.2	4.26
Tllverifybench 2023	4	UNSAT	8.23	43.5	29.2	-	-	2.02	11.4	4.55
Tllverifybench 2023	5	SAT	6.98	6.88	1.09	1.20	27.0	1.99	10.7	X
Tllverifybench 2023	6	UNSAT	8.13	11.9	9.11	-	-	2.03	11.3	4.49
Tllverifybench 2023	7	SAT	6.98	6.80	1.11	1.22	25.9	1.72	10.7	X
Tllverifybench 2023	8	SAT	7.01	6.95	1.09	2.00	26.4	2.85	10.9	X
Tllverifybench 2023	9	SAT	7.02	6.93	1.09	1.90	28.0	3.76	10.9	X
Tllverifybench 2023	10	SAT	6.99	6.99	1.10	1.43	27.2	2.82	10.9	X
Tllverifybench 2023	11	UNSAT	8.50	30.3	24.2	-	-	3.77	11.5	4.91
Tllverifybench 2023	12	SAT	7.37	15.2	1.10	-	27.1	9.04	11.0	X
Tllverifybench 2023	13	SAT	7.03	7.26	1.09	1.84	27.9	8.98	11.2	X
Tllverifybench 2023	14	UNSAT	8.52	73.6	135	-	-	9.13	12.5	4.97
Tllverifybench 2023	15	UNSAT	8.57	76.4	150	-	-	9.07	12.8	5.09
Tllverifybench 2023	16	UNSAT	8.82	36.9	104	-	-	26.2	14.2	5.80
Tllverifybench 2023	17	UNSAT	9.28	151	432	-	-	26.7	21.3	7.14
Tllverifybench 2023	18	UNSAT	9.39	113	402	-	-	26.6	20.4	6.91
Tllverifybench 2023	19	SAT	7.17	8.31	1.09	3.36	27.5	23.3	11.2	X
Tllverifybench 2023	20	SAT	7.46	10.6	1.09	6.16	27.4	63.0	11.5	X
Tllverifybench 2023	21	SAT	7.44	13.4	1.09	6.23	27.6	67.5	12.7	X
Tllverifybench 2023	22	UNSAT	10.0	119	548	-	-	67.1	27.5	8.14
Tllverifybench 2023	23	SAT	7.47	13.2	1.09	9.85	27.6	62.8	11.4	X
Tllverifybench 2023	24	SAT	9.07	178	1.09	16.7	28.3	147	14.5	X
Tllverifybench 2023	25	UNSAT	10.4	76.5	528	-	-	149	37.7	9.20
Tllverifybench 2023	26	UNSAT	11.3	314	-	-	-	149	50.6	11.6
Tllverifybench 2023	27	SAT	7.84	14.0	1.09	11.5	29.0	142	12.4	X
Tllverifybench 2023	28	SAT	8.40	19.8	2.10	22.4	28.2	415	13.4	X
Tllverifybench 2023	29	UNSAT	11.7	348	-	-	-	415	64.4	13.6
Tllverifybench 2023	30	SAT	8.43	22.9	2.10	21.7	30.3	416	13.9	X
Tllverifybench 2023	31	SAT	8.44	21.6	2.10	27.2	28.4	409	13.0	X

Table 38: Extended Track Instance Runtimes. Fastest times are blue. Second fastest are green. Penalties are red crosses (X).

Category	Id	Result	α - β -C	PyRAT	NNen	NSAT
Cetsdb Yolo 2023	0	UNSAT	8.39	-	-	-
Cetsdb Yolo 2023	1	SAT	7.70	-	-	-
Cetsdb Yolo 2023	2	SAT	7.76	-	-	-
Cetsdb Yolo 2023	3	SAT	7.75	-	-	-
Cetsdb Yolo 2023	4	SAT	7.70	-	-	-
Cetsdb Yolo 2023	5	UNSAT	7.65	-	-	-
Cetsdb Yolo 2023	6	SAT	7.72	-	-	-
Cetsdb Yolo 2023	7	UNSAT	7.64	-	-	-
Cetsdb Yolo 2023	8	UNSAT	7.69	-	-	-

Table 38: Extended Track Instance Runtimes. Fastest times are blue. Second fastest are green. Penalties are red crosses (✗).

Category	Id	Result	α - β -C	PyRAT	N Nen	NSAT
Cetsdb Yolo 2023	9	SAT	7.72	-	-	-
Cetsdb Yolo 2023	10	SAT	7.71	-	-	-
Cetsdb Yolo 2023	11	SAT	7.72	4.91	-	-
Cetsdb Yolo 2023	12	SAT	7.70	-	-	-
Cetsdb Yolo 2023	13	SAT	7.73	-	-	-
Cetsdb Yolo 2023	14	UNSAT	7.65	-	-	-
Cetsdb Yolo 2023	15	SAT	7.73	-	-	-
Cetsdb Yolo 2023	16	SAT	7.75	-	-	-
Cetsdb Yolo 2023	17	SAT	7.71	-	-	-
Cetsdb Yolo 2023	18	SAT	7.70	-	-	-
Cetsdb Yolo 2023	19	SAT	7.72	-	-	-
Cetsdb Yolo 2023	20	SAT	7.71	4.38	-	-
Cetsdb Yolo 2023	21	SAT	7.72	-	-	-
Cetsdb Yolo 2023	22	SAT	7.76	-	-	-
Cetsdb Yolo 2023	23	UNSAT	7.69	-	-	-
Cetsdb Yolo 2023	24	SAT	7.70	-	-	-
Cetsdb Yolo 2023	25	SAT	7.70	-	-	-
Cetsdb Yolo 2023	26	SAT	7.72	-	-	-
Cetsdb Yolo 2023	27	UNSAT	7.67	-	-	-
Cetsdb Yolo 2023	28	UNSAT	7.65	-	-	-
Cetsdb Yolo 2023	29	UNSAT	7.67	-	-	-
Cetsdb Yolo 2023	30	SAT	7.73	-	-	-
Cetsdb Yolo 2023	31	SAT	7.70	-	-	-
Cetsdb Yolo 2023	32	UNSAT	7.64	-	-	-
Cetsdb Yolo 2023	33	SAT	7.71	-	-	-
Cetsdb Yolo 2023	34	SAT	7.72	-	-	-
Cetsdb Yolo 2023	35	UNSAT	7.67	-	-	-
Cetsdb Yolo 2023	36	SAT	7.72	-	-	-
Cetsdb Yolo 2023	37	SAT	7.73	-	-	-
Cetsdb Yolo 2023	38	SAT	7.71	-	-	-
Collins Aerospace Benchmark	0	SAT	15.0	12.7	-	-
Collins Aerospace Benchmark	1	SAT	14.6	12.7	-	-
Collins Aerospace Benchmark	2	SAT	14.3	13.2	-	-
Collins Aerospace Benchmark	3	SAT	14.3	12.8	-	-
Collins Aerospace Benchmark	4	SAT	14.3	13.1	-	-
Collins Aerospace Benchmark	5	SAT	14.4	13.2	-	-
Lsnc	0	UNSAT	34.0	-	-	-
Lsnc	1	UNSAT	20.6	-	-	-
Lsnc	2	UNSAT	16.4	-	-	-
Lsnc	3	UNSAT	21.9	-	-	-
Lsnc	4	UNSAT	17.8	-	-	-
Lsnc	5	UNSAT	16.2	-	-	-
Lsnc	6	UNSAT	20.6	-	-	-
Lsnc	7	UNSAT	21.4	-	-	-
Lsnc	8	UNSAT	18.9	-	-	-
Lsnc	9	UNSAT	16.1	-	-	-
Lsnc	10	UNSAT	26.0	-	-	-
Lsnc	11	UNSAT	20.2	-	-	-
Lsnc	12	UNSAT	16.6	-	-	-
Lsnc	13	UNSAT	17.4	-	-	-
Lsnc	14	UNSAT	20.7	-	-	-
Lsnc	15	UNSAT	19.0	-	-	-
Lsnc	16	UNSAT	16.0	-	-	-
Lsnc	17	UNSAT	32.7	-	-	-
Lsnc	18	UNSAT	20.4	-	-	-
Lsnc	19	UNSAT	26.4	-	-	-
Lsnc	20	UNSAT	30.1	20.6	-	-
Lsnc	21	UNSAT	22.9	3.85	-	-
Lsnc	22	UNSAT	28.5	4.55	-	-
Lsnc	23	UNSAT	22.8	3.83	-	-
Lsnc	24	UNSAT	23.3	3.82	-	-
Lsnc	25	UNSAT	29.4	6.16	-	-
Lsnc	26	UNSAT	48.3	-	-	-
Lsnc	27	UNSAT	23.0	3.82	-	-
Lsnc	28	UNSAT	34.7	-	-	-
Lsnc	29	UNSAT	40.1	-	-	-

Table 38: Extended Track Instance Runtimes. Fastest times are blue. Second fastest are green. Penalties are red crosses (✗).

Category	Id	Result	α - β -C	PyRAT	N Nen	NSAT
Lsnc	30	UNSAT	21.8	3.84	-	-
Lsnc	31	UNSAT	38.0	-	-	-
Lsnc	32	UNSAT	22.0	3.84	-	-
Lsnc	33	UNSAT	23.0	3.79	-	-
Lsnc	34	UNSAT	25.4	11.9	-	-
Lsnc	35	UNSAT	22.8	3.86	-	-
Lsnc	36	UNSAT	23.4	3.82	-	-
Lsnc	37	UNSAT	27.4	8.41	-	-
Lsnc	38	UNSAT	28.4	4.33	-	-
Lsnc	39	UNSAT	34.7	-	-	-
Ml4acopf 2023	0	UNSAT	77.2	-	-	-
Ml4acopf 2023	1	UNSAT	56.4	6.23	-	-
Ml4acopf 2023	2	UNSAT	114	6.06	-	-
Ml4acopf 2023	3	UNSAT	9.08	-	-	-
Ml4acopf 2023	4	UNSAT	9.08	4.76	-	-
Ml4acopf 2023	5	UNSAT	9.02	-	-	-
Ml4acopf 2023	6	UNSAT	9.01	-	-	-
Ml4acopf 2023	7	UNSAT	9.26	4.15	-	-
Ml4acopf 2023	8	UNSAT	9.03	171	-	-
Ml4acopf 2023	9	UNSAT	8.98	4.28	-	-
Ml4acopf 2023	10	UNSAT	9.03	5.72	-	-
Ml4acopf 2023	11	UNSAT	9.05	4.20	-	-
Ml4acopf 2023	12	UNSAT	9.06	4.85	-	-
Ml4acopf 2023	13	UNSAT	9.03	4.22	-	-
Ml4acopf 2023	14	UNSAT	9.16	-	-	-
Ml4acopf 2023	15	UNSAT	10.1	4.24	-	-
Ml4acopf 2023	16	UNSAT	9.07	-	-	-
Ml4acopf 2023	17	UNSAT	9.04	4.22	-	-
Ml4acopf 2023	18	UNSAT	9.05	-	-	-
Ml4acopf 2023	19	UNSAT	362	11.4	-	-
Ml4acopf 2023	20	UNSAT	9.37	6.34	-	-
Ml4acopf 2023	21	?	-	-	-	-
Ml4acopf 2023	22	UNSAT	173	16.8	-	-
Ml4acopf 2024	0	UNSAT	9.27	-	-	-
Ml4acopf 2024	1	UNSAT	9.28	-	-	-
Ml4acopf 2024	2	UNSAT	9.42	9.91	-	-
Ml4acopf 2024	3	UNSAT	9.24	-	-	-
Ml4acopf 2024	4	UNSAT	9.13	9.94	-	-
Ml4acopf 2024	5	UNSAT	9.28	18.2	-	-
Ml4acopf 2024	6	UNSAT	9.25	7.48	-	-
Ml4acopf 2024	7	UNSAT	9.24	8.90	-	-
Ml4acopf 2024	8	UNSAT	9.27	7.41	-	-
Ml4acopf 2024	9	SAT	7.13	6.18	-	-
Ml4acopf 2024	10	UNSAT	9.38	-	-	-
Ml4acopf 2024	11	UNSAT	9.25	-	-	-
Ml4acopf 2024	12	UNSAT	9.28	7.43	-	-
Ml4acopf 2024	13	UNSAT	9.29	-	-	-
Ml4acopf 2024	14	UNSAT	80.7	-	-	-
Ml4acopf 2024	15	UNSAT	56.1	8.31	-	-
Ml4acopf 2024	16	?	-	-	-	-
Ml4acopf 2024	17	UNSAT	9.19	-	-	-
Ml4acopf 2024	18	UNSAT	9.09	7.36	-	-
Ml4acopf 2024	19	UNSAT	180	-	-	-
Ml4acopf 2024	20	UNSAT	9.21	7.84	-	-
Ml4acopf 2024	21	?	-	-	-	-
Ml4acopf 2024	22	UNSAT	180	-	-	-
Ml4acopf 2024	23	UNSAT	8.90	-	-	-
Ml4acopf 2024	24	UNSAT	8.86	-	-	-
Ml4acopf 2024	25	UNSAT	8.99	8.51	-	-
Ml4acopf 2024	26	UNSAT	8.81	-	-	-
Ml4acopf 2024	27	UNSAT	8.79	8.60	-	-
Ml4acopf 2024	28	UNSAT	8.90	35.0	-	-
Ml4acopf 2024	29	UNSAT	8.84	7.17	-	-
Ml4acopf 2024	30	UNSAT	8.86	24.9	-	-
Ml4acopf 2024	31	UNSAT	8.87	10.6	-	-
Ml4acopf 2024	32	SAT	7.09	6.14	-	-

Table 38: Extended Track Instance Runtimes. Fastest times are blue. Second fastest are green. Penalties are red crosses (X).

Category	Id	Result	α - β -C	PyRAT	NNen	NSAT
Ml4acopf 2024	33	UNSAT	9.04	-	-	-
Ml4acopf 2024	34	UNSAT	8.86	-	-	-
Ml4acopf 2024	35	UNSAT	8.84	7.21	-	-
Ml4acopf 2024	36	UNSAT	8.81	-	-	-
Ml4acopf 2024	37	UNSAT	63.8	-	-	-
Ml4acopf 2024	38	UNSAT	54.6	-	-	-
Ml4acopf 2024	39	UNSAT	67.5	-	-	-
Ml4acopf 2024	40	SAT	7.15	6.20	-	-
Ml4acopf 2024	41	UNSAT	8.91	7.40	-	-
Ml4acopf 2024	42	UNSAT	9.03	-	-	-
Ml4acopf 2024	43	UNSAT	9.08	-	-	-
Ml4acopf 2024	44	UNSAT	9.24	7.62	-	-
Ml4acopf 2024	45	UNSAT	9.09	-	-	-
Ml4acopf 2024	46	UNSAT	9.05	7.69	-	-
Ml4acopf 2024	47	UNSAT	9.04	8.03	-	-
Ml4acopf 2024	48	UNSAT	9.04	7.10	-	-
Ml4acopf 2024	49	UNSAT	9.09	8.00	-	-
Ml4acopf 2024	50	UNSAT	9.06	7.09	-	-
Ml4acopf 2024	51	UNSAT	9.05	-	-	-
Ml4acopf 2024	52	UNSAT	10.1	7.74	-	-
Ml4acopf 2024	53	UNSAT	9.08	-	-	-
Ml4acopf 2024	54	UNSAT	9.02	7.09	-	-
Ml4acopf 2024	55	UNSAT	9.07	-	-	-
Ml4acopf 2024	56	UNSAT	202	-	-	-
Ml4acopf 2024	57	UNSAT	9.73	7.58	-	-
Ml4acopf 2024	58	?	-	-	-	-
Ml4acopf 2024	59	UNSAT	188	-	-	-
Ml4acopf 2024	60	?	-	-	-	-
Ml4acopf 2024	61	UNSAT	56.2	-	-	-
Ml4acopf 2024	62	UNSAT	72.7	-	-	-
Ml4acopf 2024	63	UNSAT	9.44	-	-	-
Ml4acopf 2024	64	UNSAT	9.43	9.06	-	-
Ml4acopf 2024	65	?	-	-	-	-
Ml4acopf 2024	66	UNSAT	9.39	7.51	-	-
Ml4acopf 2024	67	?	-	-	-	-
Ml4acopf 2024	68	?	-	-	-	-
Traffic Signs Recognition 2023 0	SAT	8.02	-	-	-	-
Traffic Signs Recognition 2023 1	SAT	8.06	-	-	-	-
Traffic Signs Recognition 2023 2	SAT	7.96	-	-	-	-
Traffic Signs Recognition 2023 3	SAT	7.98	-	-	-	-
Traffic Signs Recognition 2023 4	SAT	7.66	4.39	-	-	X
Traffic Signs Recognition 2023 5	SAT	7.99	-	-	-	X
Traffic Signs Recognition 2023 6	SAT	7.64	-	-	-	-
Traffic Signs Recognition 2023 7	SAT	7.62	-	-	-	X
Traffic Signs Recognition 2023 8	SAT	7.60	-	-	-	X
Traffic Signs Recognition 2023 9	SAT	7.64	4.40	-	-	X
Traffic Signs Recognition 2023 10	SAT	8.02	-	-	-	-
Traffic Signs Recognition 2023 11	SAT	8.00	-	-	-	-
Traffic Signs Recognition 2023 12	SAT	7.99	-	-	-	-
Traffic Signs Recognition 2023 13	SAT	8.04	-	-	-	-
Traffic Signs Recognition 2023 14	SAT	7.66	-	-	-	X
Traffic Signs Recognition 2023 15	SAT	8.75	-	-	-	-
Traffic Signs Recognition 2023 16	SAT	8.35	-	-	-	-
Traffic Signs Recognition 2023 17	SAT	8.24	-	-	-	-
Traffic Signs Recognition 2023 18	SAT	8.19	-	-	-	-
Traffic Signs Recognition 2023 19	SAT	8.18	-	-	-	-
Traffic Signs Recognition 2023 20	SAT	8.33	-	-	-	-
Traffic Signs Recognition 2023 21	SAT	8.21	-	-	-	-
Traffic Signs Recognition 2023 22	SAT	8.21	-	-	-	-
Traffic Signs Recognition 2023 23	SAT	8.22	-	-	-	-
Traffic Signs Recognition 2023 24	SAT	7.83	-	-	-	X
Traffic Signs Recognition 2023 25	SAT	8.19	-	-	-	-
Traffic Signs Recognition 2023 26	SAT	7.85	4.93	-	-	X
Traffic Signs Recognition 2023 27	SAT	7.85	-	-	-	X
Traffic Signs Recognition 2023 28	SAT	7.85	-	-	-	X
Traffic Signs Recognition 2023 29	SAT	7.84	4.90	-	-	X
Traffic Signs Recognition 2023 30	SAT	8.96	-	-	-	-

Table 38: Extended Track Instance Runtimes. Fastest times are blue. Second fastest are green. Penalties are red crosses (X).

Category	Id	Result	α - β -C	PyRAT	N Nen	NSAT
Traffic Signs Recognition 2023	31	SAT	8.61	-	-	-
Traffic Signs Recognition 2023	32	SAT	8.53	-	-	-
Traffic Signs Recognition 2023	33	SAT	8.52	-	-	-
Traffic Signs Recognition 2023	34	SAT	8.54	-	-	-
Traffic Signs Recognition 2023	35	SAT	8.68	-	-	-
Traffic Signs Recognition 2023	36	SAT	8.53	-	-	-
Traffic Signs Recognition 2023	37	SAT	8.54	-	-	-
Traffic Signs Recognition 2023	38	SAT	8.52	-	-	-
Traffic Signs Recognition 2023	39	SAT	8.52	-	-	-
Traffic Signs Recognition 2023	40	SAT	8.51	-	-	-
Traffic Signs Recognition 2023	41	SAT	8.55	-	-	-
Traffic Signs Recognition 2023	42	SAT	8.54	-	-	-
Traffic Signs Recognition 2023	43	SAT	8.54	-	-	-
Traffic Signs Recognition 2023	44	SAT	8.54	-	-	-
Vggnet16 2023	0	UNSAT	16.5	99.1	29.0	47.0
Vggnet16 2023	1	UNSAT	16.5	96.2	29.8	46.5
Vggnet16 2023	2	UNSAT	16.6	98.4	30.8	-
Vggnet16 2023	3	UNSAT	16.6	97.4	29.9	47.0
Vggnet16 2023	4	UNSAT	16.6	99.8	45.0	46.5
Vggnet16 2023	5	UNSAT	16.6	107	55.9	-
Vggnet16 2023	6	UNSAT	16.6	98.4	39.6	47.1
Vggnet16 2023	7	UNSAT	16.7	104	50.5	-
Vggnet16 2023	8	UNSAT	16.7	-	81.1	-
Vggnet16 2023	9	UNSAT	16.6	98.2	41.1	46.8
Vggnet16 2023	10	UNSAT	16.6	109	64.5	-
Vggnet16 2023	11	UNSAT	17.5	-	129	-
Vggnet16 2023	12	UNSAT	361	-	-	-
Vggnet16 2023	13	UNSAT	26.1	-	328	-
Vggnet16 2023	14	UNSAT	1024	-	-	-
Vggnet16 2023	15	UNSAT	1009	-	-	-
Vggnet16 2023	16	UNSAT	1046	-	-	-
Vggnet16 2023	17	UNSAT	1092	-	-	-
Vit 2023	0	UNSAT	16.0	-	-	-
Vit 2023	1	UNSAT	17.1	-	-	-
Vit 2023	2	UNSAT	16.0	-	-	-
Vit 2023	3	?	-	-	-	-
Vit 2023	4	?	-	-	-	-
Vit 2023	5	?	-	-	-	-
Vit 2023	6	UNSAT	15.5	-	-	23.1
Vit 2023	7	?	-	-	-	-
Vit 2023	8	?	-	-	-	-
Vit 2023	9	?	-	-	-	-
Vit 2023	10	?	-	-	-	-
Vit 2023	11	UNSAT	14.9	-	-	17.7
Vit 2023	12	UNSAT	16.6	-	-	-
Vit 2023	13	UNSAT	14.9	-	-	17.7
Vit 2023	14	?	-	-	-	-
Vit 2023	15	?	-	-	-	-
Vit 2023	16	?	-	-	-	-
Vit 2023	17	UNSAT	29.1	-	-	-
Vit 2023	18	?	-	-	-	-
Vit 2023	19	UNSAT	14.9	-	-	-
Vit 2023	20	UNSAT	48.1	-	-	-
Vit 2023	21	UNSAT	54.6	-	-	26.6
Vit 2023	22	?	-	-	-	-
Vit 2023	23	?	-	-	-	-
Vit 2023	24	UNSAT	14.9	-	-	17.6
Vit 2023	25	?	-	-	-	-
Vit 2023	26	?	-	-	-	-
Vit 2023	27	?	-	-	-	-
Vit 2023	28	?	-	-	-	-
Vit 2023	29	?	-	-	-	-
Vit 2023	30	UNSAT	44.0	-	-	-
Vit 2023	31	UNSAT	14.9	-	-	-
Vit 2023	32	UNSAT	15.5	-	-	-
Vit 2023	33	UNSAT	15.5	-	-	21.8

Table 38: Extended Track Instance Runtimes. Fastest times are blue. Second fastest are green. Penalties are red crosses (✘).

Category	Id	Result	α - β -C	PyRAT	NNen	NSAT
Vit 2023	34	UNSAT	57.0	-	-	-
Vit 2023	35	?	-	-	-	-
Vit 2023	36	?	-	-	-	-
Vit 2023	37	?	-	-	-	-
Vit 2023	38	UNSAT	47.1	-	-	-
Vit 2023	39	?	-	-	-	-
Vit 2023	40	UNSAT	15.5	-	-	-
Vit 2023	41	UNSAT	21.0	-	-	-
Vit 2023	42	?	-	-	-	-
Vit 2023	43	?	-	-	-	-
Vit 2023	44	?	-	-	-	-
Vit 2023	45	?	-	-	-	-
Vit 2023	46	UNSAT	14.9	-	-	-
Vit 2023	47	?	-	-	-	-
Vit 2023	48	?	-	-	-	-
Vit 2023	49	?	-	-	-	-
Vit 2023	50	UNSAT	14.9	-	-	-
Vit 2023	51	?	-	-	-	-
Vit 2023	52	UNSAT	48.8	-	-	-
Vit 2023	53	?	-	-	-	-
Vit 2023	54	UNSAT	15.5	-	-	-
Vit 2023	55	?	-	-	-	-
Vit 2023	56	UNSAT	14.9	-	-	-
Vit 2023	57	?	-	-	-	-
Vit 2023	58	UNSAT	15.5	-	-	20.3
Vit 2023	59	?	-	-	-	-
Vit 2023	60	?	-	-	-	-
Vit 2023	61	?	-	-	-	-
Vit 2023	62	?	-	-	-	-
Vit 2023	63	UNSAT	15.4	-	-	-
Vit 2023	64	UNSAT	16.0	-	-	20.0
Vit 2023	65	UNSAT	15.4	-	-	-
Vit 2023	66	?	-	-	-	-
Vit 2023	67	?	-	-	-	-
Vit 2023	68	?	-	-	-	-
Vit 2023	69	?	-	-	-	-
Vit 2023	70	?	-	-	-	-
Vit 2023	71	UNSAT	15.5	-	-	-
Vit 2023	72	?	-	-	-	-
Vit 2023	73	UNSAT	16.6	-	-	-
Vit 2023	74	UNSAT	42.7	-	-	37.4
Vit 2023	75	UNSAT	15.5	-	-	-
Vit 2023	76	?	-	-	-	-
Vit 2023	77	UNSAT	16.0	-	-	23.3
Vit 2023	78	UNSAT	14.9	-	-	-
Vit 2023	79	?	-	-	-	-
Vit 2023	80	UNSAT	17.7	-	-	-
Vit 2023	81	UNSAT	14.9	-	-	20.4
Vit 2023	82	?	-	-	-	-
Vit 2023	83	?	-	-	-	-
Vit 2023	84	?	-	-	-	-
Vit 2023	85	UNSAT	19.3	-	-	-
Vit 2023	86	?	-	-	-	-
Vit 2023	87	UNSAT	23.4	-	-	-
Vit 2023	88	?	-	-	-	-
Vit 2023	89	UNSAT	14.9	-	-	-
Vit 2023	90	?	-	-	-	-
Vit 2023	91	UNSAT	14.9	-	-	-
Vit 2023	92	?	-	-	-	-
Vit 2023	93	UNSAT	44.7	-	-	-
Vit 2023	94	?	-	-	-	-
Vit 2023	95	?	-	-	-	-
Vit 2023	96	?	-	-	-	-
Vit 2023	97	?	-	-	-	-
Vit 2023	98	?	-	-	-	-
Vit 2023	99	?	-	-	-	-
Vit 2023	100	?	-	-	-	-

Table 38: Extended Track Instance Runtimes. Fastest times are blue. Second fastest are green. Penalties are red crosses (✗).

Category	Id	Result	α - β -C	PyRAT	NNen	NSAT
Vit 2023	101	?	-	-	-	-
Vit 2023	102	?	-	-	-	-
Vit 2023	103	UNSAT	50.5	-	-	-
Vit 2023	104	?	-	-	-	-
Vit 2023	105	?	-	-	-	-
Vit 2023	106	UNSAT	17.1	-	-	-
Vit 2023	107	?	-	-	-	-
Vit 2023	108	?	-	-	-	-
Vit 2023	109	?	-	-	-	-
Vit 2023	110	?	-	-	-	-
Vit 2023	111	?	-	-	-	-
Vit 2023	112	?	-	-	-	-
Vit 2023	113	UNSAT	54.6	-	-	-
Vit 2023	114	?	-	-	-	-
Vit 2023	115	?	-	-	-	-
Vit 2023	116	UNSAT	19.8	-	-	-
Vit 2023	117	UNSAT	18.5	-	-	-
Vit 2023	118	?	-	-	-	-
Vit 2023	119	?	-	-	-	-
Vit 2023	120	UNSAT	18.5	-	-	-
Vit 2023	121	UNSAT	45.8	-	-	-
Vit 2023	122	UNSAT	50.9	-	-	-
Vit 2023	123	?	-	-	-	-
Vit 2023	124	UNSAT	18.6	-	-	-
Vit 2023	125	?	-	-	-	-
Vit 2023	126	?	-	-	-	-
Vit 2023	127	?	-	-	-	-
Vit 2023	128	?	-	-	-	-
Vit 2023	129	?	-	-	-	-
Vit 2023	130	?	-	-	-	-
Vit 2023	131	?	-	-	-	-
Vit 2023	132	UNSAT	50.7	-	-	-
Vit 2023	133	UNSAT	18.4	-	-	-
Vit 2023	134	UNSAT	18.5	-	-	-
Vit 2023	135	UNSAT	98.2	-	-	-
Vit 2023	136	?	-	-	-	-
Vit 2023	137	?	-	-	-	-
Vit 2023	138	UNSAT	47.3	-	-	-
Vit 2023	139	?	-	-	-	-
Vit 2023	140	?	-	-	-	-
Vit 2023	141	UNSAT	17.1	-	-	-
Vit 2023	142	?	-	-	-	-
Vit 2023	143	?	-	-	-	-
Vit 2023	144	?	-	-	-	-
Vit 2023	145	?	-	-	-	-
Vit 2023	146	UNSAT	49.3	-	-	-
Vit 2023	147	UNSAT	58.0	-	-	-
Vit 2023	148	UNSAT	17.1	-	-	-
Vit 2023	149	UNSAT	53.6	-	-	-
Vit 2023	150	UNSAT	49.2	-	-	-
Vit 2023	151	UNSAT	45.7	-	-	-
Vit 2023	152	?	-	-	-	-
Vit 2023	153	?	-	-	-	-
Vit 2023	154	UNSAT	70.5	-	-	-
Vit 2023	155	?	-	-	-	-
Vit 2023	156	?	-	-	-	-
Vit 2023	157	UNSAT	49.2	-	-	-
Vit 2023	158	?	-	-	-	-
Vit 2023	159	?	-	-	-	-
Vit 2023	160	?	-	-	-	-
Vit 2023	161	?	-	-	-	-
Vit 2023	162	?	-	-	-	-
Vit 2023	163	UNSAT	46.1	-	-	-
Vit 2023	164	UNSAT	17.1	-	-	-
Vit 2023	165	?	-	-	-	-
Vit 2023	166	UNSAT	17.1	-	-	-
Vit 2023	167	?	-	-	-	-

Table 38: Extended Track Instance Runtimes. Fastest times are blue. Second fastest are green. Penalties are red crosses (X).

Category	Id	Result	α - β -C	PyRAT	NNen	NSAT
Vit 2023	168	?	-	-	-	-
Vit 2023	169	?	-	-	-	-
Vit 2023	170	?	-	-	-	-
Vit 2023	171	?	-	-	-	-
Vit 2023	172	?	-	-	-	-
Vit 2023	173	UNSAT	22.4	-	-	-
Vit 2023	174	?	-	-	-	-
Vit 2023	175	UNSAT	18.4	-	-	-
Vit 2023	176	UNSAT	18.5	-	-	-
Vit 2023	177	?	-	-	-	-
Vit 2023	178	UNSAT	18.5	-	-	-
Vit 2023	179	?	-	-	-	-
Vit 2023	180	UNSAT	18.4	-	-	-
Vit 2023	181	?	-	-	-	-
Vit 2023	182	UNSAT	45.6	-	-	-
Vit 2023	183	UNSAT	18.4	-	-	-
Vit 2023	184	UNSAT	56.8	-	-	-
Vit 2023	185	UNSAT	17.1	-	-	-
Vit 2023	186	?	-	-	-	-
Vit 2023	187	?	-	-	-	-
Vit 2023	188	?	-	-	-	-
Vit 2023	189	UNSAT	23.7	-	-	-
Vit 2023	190	UNSAT	58.0	-	-	-
Vit 2023	191	UNSAT	52.2	-	-	-
Vit 2023	192	UNSAT	18.4	-	-	-
Vit 2023	193	?	-	-	-	-
Vit 2023	194	UNSAT	55.3	-	-	-
Vit 2023	195	?	-	-	-	-
Vit 2023	196	?	-	-	-	-
Vit 2023	197	UNSAT	17.1	-	-	-
Vit 2023	198	?	-	-	-	-
Vit 2023	199	UNSAT	45.9	-	-	-
Yolo 2023	0	UNSAT	9.83	14.3	-	-
Yolo 2023	1	UNSAT	9.81	13.3	-	-
Yolo 2023	2	?	-	-	-	-
Yolo 2023	3	UNSAT	9.82	13.8	-	-
Yolo 2023	4	UNSAT	9.81	13.8	-	-
Yolo 2023	5	UNSAT	13.7	-	-	-
Yolo 2023	6	UNSAT	9.83	14.0	-	-
Yolo 2023	7	UNSAT	9.84	-	-	-
Yolo 2023	8	UNSAT	9.84	13.9	-	-
Yolo 2023	9	UNSAT	9.82	-	-	-
Yolo 2023	10	UNSAT	9.86	-	-	-
Yolo 2023	11	UNSAT	9.84	274	-	-
Yolo 2023	12	UNSAT	9.86	-	-	-
Yolo 2023	13	UNSAT	9.83	13.2	-	-
Yolo 2023	14	UNSAT	16.2	-	-	-
Yolo 2023	15	UNSAT	9.83	-	-	-
Yolo 2023	16	UNSAT	14.0	-	-	-
Yolo 2023	17	?	-	-	-	-
Yolo 2023	18	?	-	-	-	-
Yolo 2023	19	UNSAT	9.84	-	-	-
Yolo 2023	20	UNSAT	9.84	13.6	-	-
Yolo 2023	21	?	-	-	-	-
Yolo 2023	22	UNSAT	9.83	13.5	-	-
Yolo 2023	23	UNSAT	9.80	-	-	-
Yolo 2023	24	UNSAT	9.80	14.3	-	-
Yolo 2023	25	?	-	-	-	-
Yolo 2023	26	?	-	-	-	-
Yolo 2023	27	?	-	-	-	-
Yolo 2023	28	UNSAT	9.82	14.1	-	-
Yolo 2023	29	UNSAT	9.82	13.7	-	-
Yolo 2023	30	UNSAT	9.89	13.6	-	-
Yolo 2023	31	UNSAT	9.85	13.2	-	-
Yolo 2023	32	UNSAT	13.8	-	-	-
Yolo 2023	33	?	-	-	-	-
Yolo 2023	34	UNSAT	29.4	-	-	-

Table 38: Extended Track Instance Runtimes. Fastest times are [blue](#). Second fastest are [green](#). Penalties are red crosses (✖).

Category	Id	Result	α - β -C	PyRAT	NNen	NSAT
Yolo 2023	35	UNSAT	9.82	13.0	-	-
Yolo 2023	36	UNSAT	9.86	14.1	-	-
Yolo 2023	37	UNSAT	9.85	13.2	-	-
Yolo 2023	38	UNSAT	9.84	13.4	-	-
Yolo 2023	39	UNSAT	9.84	-	-	-
Yolo 2023	40	UNSAT	9.83	13.2	-	-
Yolo 2023	41	UNSAT	43.5	-	-	-
Yolo 2023	42	UNSAT	9.83	13.9	-	-
Yolo 2023	43	UNSAT	9.80	13.2	-	-
Yolo 2023	44	UNSAT	9.88	12.7	-	-
Yolo 2023	45	UNSAT	9.84	12.6	-	-
Yolo 2023	46	UNSAT	9.82	13.2	-	-
Yolo 2023	47	UNSAT	9.82	13.0	-	-
Yolo 2023	48	UNSAT	9.85	13.2	-	-
Yolo 2023	49	UNSAT	9.82	13.5	-	-
Yolo 2023	50	UNSAT	9.83	14.0	-	-
Yolo 2023	51	?	-	-	-	-
Yolo 2023	52	UNSAT	9.81	14.1	-	-
Yolo 2023	53	UNSAT	9.88	13.7	-	-
Yolo 2023	54	UNSAT	9.85	13.2	-	-
Yolo 2023	55	UNSAT	9.85	13.7	-	-
Yolo 2023	56	UNSAT	9.82	13.5	-	-
Yolo 2023	57	UNSAT	9.82	13.8	-	-
Yolo 2023	58	UNSAT	9.84	13.1	-	-
Yolo 2023	59	UNSAT	9.90	13.1	-	-
Yolo 2023	60	UNSAT	9.86	14.2	-	-
Yolo 2023	61	UNSAT	9.82	-	-	-
Yolo 2023	62	UNSAT	9.87	-	-	-
Yolo 2023	63	UNSAT	9.82	-	-	-
Yolo 2023	64	?	-	-	-	-
Yolo 2023	65	UNSAT	9.83	13.9	-	-
Yolo 2023	66	UNSAT	9.82	13.9	-	-
Yolo 2023	67	?	-	-	-	-
Yolo 2023	68	UNSAT	9.83	13.8	-	-
Yolo 2023	69	?	-	-	-	-
Yolo 2023	70	UNSAT	9.85	12.9	-	-
Yolo 2023	71	UNSAT	9.83	13.5	-	-