

# Multimodal LLMs Can Reason about Aesthetics in Zero-Shot

Ruixiang Jiang

rui-x.jiang@connect.polyu.hk  
The Hong Kong Polytechnic University  
Hong Kong SAR, China

Chang Wen Chen

chen.changwen@polyu.edu.hk  
The Hong Kong Polytechnic University  
Hong Kong SAR, China

## Abstract

The rapid progress of generative art has democratized the creation of *visually* pleasing imagery. However, achieving genuine artistic impact – the kind that resonates with viewers on a deeper, more meaningful level – requires a sophisticated *aesthetic* sensibility. This sensibility involves a multi-faceted reasoning process extending beyond mere visual appeal, which is often overlooked by current computational models. This paper pioneers an approach to capture this complex process by investigating how the reasoning capabilities of Multimodal LLMs (MLLMs) can be effectively elicited for aesthetic judgment. Our analysis reveals a critical challenge: MLLMs exhibit a tendency towards hallucinations during aesthetic reasoning, characterized by subjective opinions and unsubstantiated artistic interpretations. We further demonstrate that these limitations can be overcome by employing an evidence-based, objective reasoning process, as substantiated by our proposed baseline, **ArtCoT**. MLLMs prompted by this principle produce multi-faceted and in-depth aesthetic reasoning that aligns significantly better with human judgment. These findings have direct applications in areas such as AI art tutoring and as reward models for generative art. Ultimately, our work paves the way for AI systems that can truly understand, appreciate, and generate artworks that align with the sensible human aesthetic standard.

## CCS Concepts

• **Applied computing** → Fine arts; • **Computing methodologies** → Knowledge representation and reasoning; *Natural language generation*; *Cognitive science*; • **Human-centered computing** → User models.

## Keywords

Aesthetic reasoning, Art appreciation and criticism, User modeling, Multimodal LLMs reasoning, Chain-of-thought, Hallucination

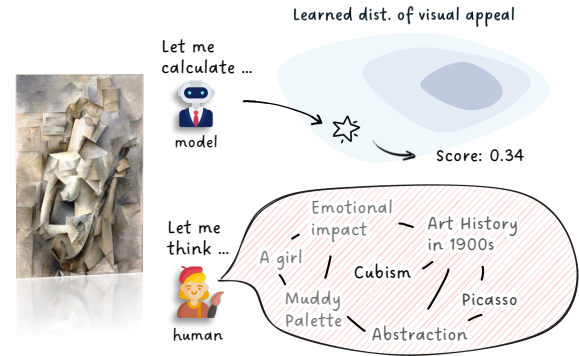
## ACM Reference Format:

Ruixiang Jiang and Chang Wen Chen. 2025. Multimodal LLMs Can Reason about Aesthetics in Zero-Shot. In *Proceedings of Arxiv*. ACM, New York, NY, USA, 26 pages. <https://doi.org/XXXXXXX.XXXXXXX>

Permission to make digital or hard copies of all or part of this work for personal or classroom use is granted without fee provided that copies are not made or distributed for profit or commercial advantage and that copies bear this notice and the full citation on the first page. Copyrights for components of this work owned by others than the author(s) must be honored. Abstracting with credit is permitted. To copy otherwise, or republish, to post on servers or to redistribute to lists, requires prior specific permission and/or a fee. Request permissions from [permissions@acm.org](mailto:permissions@acm.org).

Arxiv, NY

© 2025 Copyright held by the owner/author(s). Publication rights licensed to ACM.  
ACM ISBN 978-1-4503-XXXX-X/2018/06  
<https://doi.org/XXXXXXX.XXXXXXX>



**Figure 1: Existing models assess aesthetics as a black-box, which is oversimplified and can misinterpret the aesthetic value. The complex, multifaceted human aesthetic judging process must be captured for human-aligned aesthetic evaluation. Credit: *Girl with a Mandolin (1910)*, by Pablo Picasso**

## 1 Introduction

Human aesthetic perception is a multifaceted decision-making process that extends beyond mere visual appeal. It encompasses factors including, but not limited to, originality, cultural background, emotional resonance, and visual narrative, all of which contribute to the unique aesthetic value of artworks [23, 37, 41, 42]. The importance of understanding this complex process is widely acknowledged by art practitioners and scholars, as it not only deepens our theoretical understanding of beauty but also informs and inspires art creation [23, 65]. In the era of rapidly advancing generative arts, an algorithmic understanding of aesthetics is also crucial to producing truly unique and impactful artistic representations [7, 10, 26, 62].

Despite its complexity and importance, a majority of existing computational approaches have oversimplified the concept of aesthetics. They predominantly employ end-to-end learning to obtain black-box models that predict a score. Specifically, systems like traditional Image Quality Assessment (IQA) [77, 89], AI-Generated IQA (AGIQA) [85], and more recent human preference models (e.g., PickScore [46], VisionPrefer [82]) follow this limited paradigm—regressing human preference based on visual feature maps, without engaging with the complex cognitive processes underlying aesthetic judgment. While these scoring models may be effective in assessing image quality in certain cases, they provide no insights and interpretation for their prediction. More importantly, the measurement of *quality* or *visual appeal* is a fundamentally superficial understanding (i.e., a *kistch*) of *aesthetics* [23, 37, 39, 42, 63, 65], and this limited view can lead to misalignment with human aesthetic perception in practice [5, 6, 11, 38, 58, 62, 67]. For instance, impactful paintings that are not immediately visually pleasing but

involve more in-depth artistic expression may be mis-classified by these models. Therefore, modeling and mimicking the multifaceted cognitive process in human aesthetic judgment is essential to build a truly human-aligned aesthetic evaluator, as illustrated in Fig. 1.

In seeking to capture the ineffable nature of human aesthetic perception, we draw broad inspiration from art and philosophy. In particular, the practice of “*formal analysis*” [5, 44, 75] in art criticism offers valuable insights to formulate our goal. It is a structured approach where critics methodically describe their observations in terms of visual elements, critically interpret compositional choices, and connect these observations to broader aesthetic principles for objective aesthetic judgment. This analysis does not merely catalog visual features; it actively weaves perception, emotion, cultural context, and artistic knowledge into a coherent evaluative narrative. This multifaceted narrative connects observation and interpretation, mapping the cognitive activity of our art experience into words, a holistic capability that bears a striking resemblance to the inference-time reasoning paradigm of recent multimodal large language models (MLLMs) [3, 57, 74, 79]. This parallel presents an opportunity to address the long-standing challenge of modeling human aesthetic judgment, inspiring our central research question:

*Can reasoning facilitate MLLMs perform human-aligned aesthetic judgments in zero-shot?*

Answering this question requires understanding both human aesthetic judgment and how reasoning can be effectively performed in MLLMs. For the human aspect, this paper proposes a rank-based human aesthetic perception model, designed to suppress inter-person subjectivity through philosophy-inspired principles [42, 72, 73]. Human expert judgment is collected on a newly proposed dataset, **FineArtBench**, with large-scale and semantically labeled styles to facilitate statistically unbiased correlation studies. We leverage chain-of-thought (CoT) prompting to enable the reasoning of MLLMs. The reasoning traces are tracked to facilitate judgment and perform quantitative correlation analysis with human decisions.

By experimenting with different prompting techniques across MLLMs, we identify a key challenge in applying them for artistic evaluation: hallucination. Specifically, we observe a high tendency for MLLMs to reason subjectively with unsubstantiated artistic interpretations. Our analysis further underscores that the bottleneck lies in the reasoning process itself, rather than in the base model. We argue that evidence-based and objective reasoning is essential to suppress these hallucinations. With these valuable insights, we demonstrate that a simple baseline, **ArtCoT**, can produce exceptionally in-depth and multifaceted aesthetic reasoning. Judgments conditioned with such objective and critical reasoning demonstrate a substantial improvement in correlation with human decision. It also significantly outperforms existing IQA and preference models. Overall, our findings not only envision future directions for aesthetic reasoning but also have direct applications in human-computer interaction (HCI) and generative art, such as AI art tutors [21, 84] and reinforcement learning from AI feedback (RLAIF)-enhanced art generation [6, 14, 26, 82].

We summarize our contributions as follows:

- (1) We introduce the task of aesthetic reasoning.
- (2) We propose a philosophy-inspired principled approach for objectively modeling human aesthetic judgment.

- (3) We introduce **FineArtBench**, the first large-scale semantically annotated dataset for broad tasks related to art.
- (4) Our analysis provides valuable insights into the hallucination bottleneck of MLLMs in aesthetic reasoning.
- (5) Our baseline **ArtCoT** points out a promising way for human-aligned aesthetic reasoning in zero-shot.

## 2 Related Works

### 2.1 Generative Art, Fine Art and Aesthetics

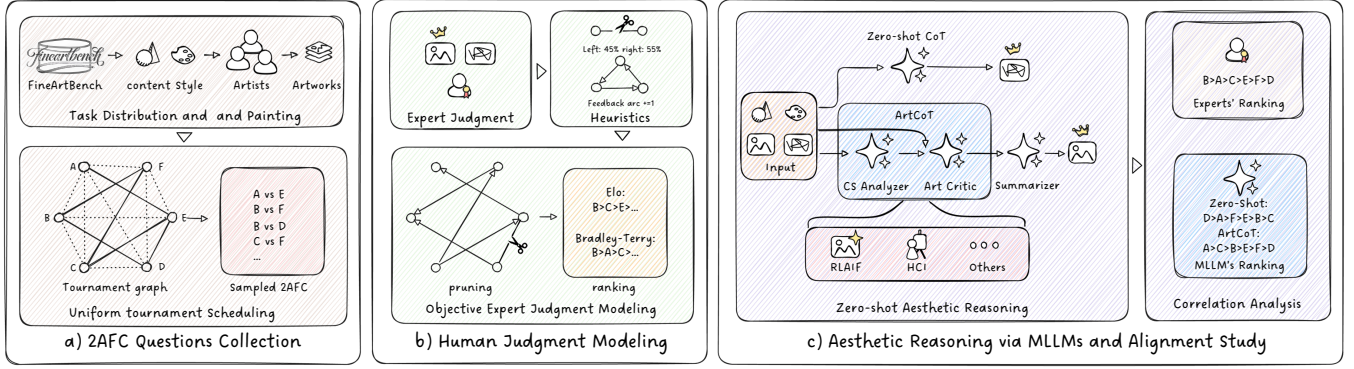
Generative art is nothing special but a new medium for artistic expression. Neural style transfer (NST) [1, 16, 20, 34, 40] and image generation methods [17, 61] are two central techniques in this field. Initially, research focused primarily on **fidelity challenges**, and the goal was to distill the distribution of real artworks, utilizing feature-level metrics such as Gram Loss [20] and FID [31, 81] to quantify the alignment between generated and real artworks. More recently, the focus has shifted towards the **affective challenge** [36, 48, 62, 82]: ensuring that the generated results are not only accurate but also visually pleasing. Preference models, such as PickScore [46] and HPS [83], are employed to address this aspect. With the rapid scaling of generative models, the acquisition of artistic images has become democratized. This progression allows us to pursue the **ultimate challenge of art**: striving for artistically meaningful and impactful artworks rather than mere visual appeal. This tri-stage progression was articulated at least 300 years ago by philosophers such as Hegel [29]. It is contextualized by the transition in art history from technical execution to artistic expression [23]. Just as aesthetics played a central role in that transition, an algorithmic understanding of aesthetics is key to advancing generative art. In this paper, we present a comprehensive study to this critical issue.

### 2.2 Computational Evaluation of Artworks

Early aesthetic evaluation algorithms were primarily rule-based, assessing the visual quality of paintings or photos using different principles [7, 22]. While simple and interpretable, these principles lack the generality to explain all cases. With the development of deep learning, data-driven methods [30, 64] have emerged, attempting to directly learn aesthetic evaluators from image collections labeled with human preferences. In parallel to these explorations, a highly related line of works is the development of quantitative metrics for NST. ArtFID [81] and Art Score [11] are two notable examples of this trend. Despite their different focus, they share the same underlying design philosophy: measuring the distance between input and human-preferred images within the vision feature space. This black-box inference, however, oversimplifies the complex aesthetic judgment process and is often misaligned with human perception [5, 6, 38, 67]. Recent methods [35, 43, 88] attempt to incorporate MLLMs for more interpretable aesthetic perception. Nevertheless, most of these approaches require costly instruction-tuning and still focus on characterizing the visual appeal. This paper demonstrates that reasoning can make general-purpose MLLMs human-aligned aesthetic reasoners in zero-shot.

### 2.3 CoT Reasoning and Hallucinations

CoT prompting [27, 47, 79] is a simple yet powerful technique for both LLMs and MLLMs. It functions by enabling the model to



**Figure 2: Overview of our correlation evaluation pipeline.** First, (a) we sample content and style from FineArtBench, and construct 2AFC comparison sets by sampling from all possible candidate (artwork) comparisons. (b) Human judgment data is collected and filtered with two heuristic indicators, which are finally aggregated as global rankings. (c) We leverage different reasoning methods to derive the judgment from MLLMs. Finally, we calculate the correlation of rankings from MLLMs and humans as indicators of aesthetic alignment.

“think aloud,” generating a trace of its reasoning process before arriving at a final answer. CoT has proven effective for a variety of tasks that benefit from enhanced logical reasoning [56, 70]. Despite this progress, CoT is also susceptible to hallucinations, where the generated reasoning trace can be misleading [32, 53]. This paper investigates the application of CoT to aesthetics evaluation, a domain that extends beyond strict logical reasoning. Our analysis reveals an inherent and special hallucination issue when CoT is applied to this task, and the proposed method overcomes challenge.

### 3 Methodology

#### 3.1 Problem Definition

**Motivation.** Despite the subjective nature of aesthetic taste, philosophers [37, 42, 66, 72, 73] and psychologists [52, 59] generally acknowledge a degree of consensus regarding aesthetic judgments exists across cultures and historical periods, suggesting the possibility of objective comparative evaluation. This consensus, however, is not absolute. Comparing vastly different artworks, such as “*Mona Lisa*” and “*Guernica*” highlights the challenge of objective judgment without resorting to personal preference due to divergent content and style. In contrast, a controlled scenario, such as an art lesson where students draw *porcelain vases* using the *cross-hatching* technique, offers a more robust basis for objective aesthetics comparison. This approach aligns with established practices in art criticism and art education [2, 24]. With these observations, we explore aesthetic judgment within comparable contextual and stylistic frameworks for objective comparison.

**Objective.** From a computational perspective, we aim to derive a statistically robust global ranking of a set of artists (or art generators) or artworks (or generated art) from human feedback. Formally, let  $C$ ,  $S$ , and  $\mathcal{A}$  denote the sets of all content, styles, and artists, respectively (within the studied scope). Each combination  $(c, s) \in C \times S$  constitutes a *task* presented to the artists. The resulting artworks from artists  $a_i \in \mathcal{A}$ , denoted as  $y_i = a_i(c, s)$ , form the set of *candidates* for this task:  $\mathcal{Y}_{c,s} = \{y_1, \dots, y_k\}$ . We model human aesthetic judgment as a partial ordering on the set  $\mathcal{Y}_{c,s}$ :

$$y_{\pi(1)} > y_{\pi(2)} > \dots > y_{\pi(k)}, \quad (1)$$

where  $\pi(i)$  maps the candidate index to its global rank, and  $a > b$  means  $a$  is judged to be superior than  $b$ . We measure the alignment as the correlation between the ranks constructed from human experts and the MLLM(s), and we are interested in studying the effectiveness and potential challenges of *reasoning* in enhancing this alignment.

#### 3.2 Modeling Human Aesthetic Perception

**Judgment Collection.** Directly deriving the partial ordering as in Eq. 1 requires an exhaustive comparison, which can be cognitively demanding and impair human decision-making. Inspired by findings in psychometrics and HCI [67, 71], we instead employ a two-alternative forced choice (2AFC) task for more efficient decision collection. Specifically, we present users with the task specification  $(c, s)$ , along with two candidate artworks  $(y_i, y_j)$ . Users are required to judge the relatively superior artwork without the option to indicate a tie or skip the comparison. We model the (judged) aesthetic superiority relationship probabilistically:

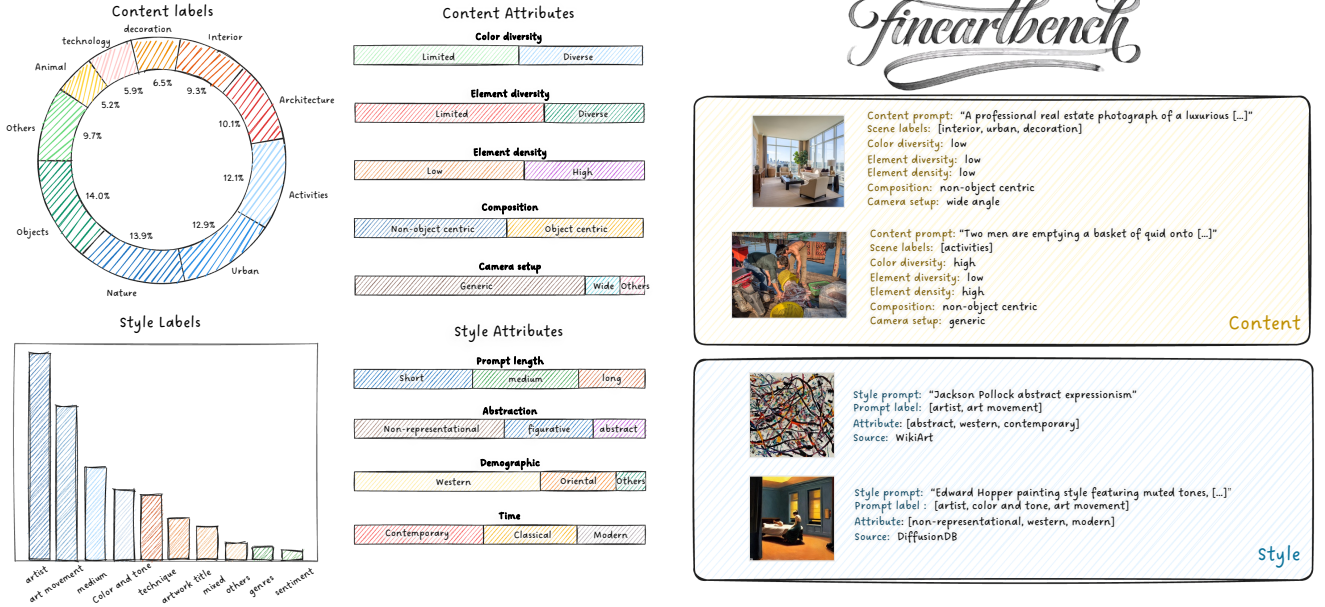
$$P(y_i > y_j | c, s) = \frac{Q_i}{Q_i + Q_j}, \quad (2)$$

where  $Q_i$  represents the latent competence of  $y_i$ , conditioned on the task of  $(c, s)$ .

**Sampling Strategies for 2AFC.** Given the combinatorial complexity of  $C \times S \times \mathcal{A}$  ( $10^7$  in our case), exhaustive pairwise comparisons is infeasible. Therefore, we generate 2AFC comparisons by sampling, which reduce to a classical tournament scheduling problem. For a specific candidate set  $\mathcal{Y}_{c,s}$ , all possible comparisons can be modeled as complete graph  $G(V, E)$ , where the node  $V := \mathcal{Y}_{c,s}$  is the set of candidate results and  $E$  stand for pair-wise comparison. We consider two strategies for sampling  $E' \subseteq E$ , corresponding to two real-world scenarios:

- (1) **Global sampling:** Uniformly sample arbitrary number of edges without replacement. This approach is suitable for





**Figure 3: The FineArtBench dataset. Left: The label distribution and semantic attributes for both content and style. Right: examples of two content (top) and two style (bottom).**

covering a wider range of content and style to facilitate the ranking of artists.

- (2) **Per-task sampling:** Sample edges  $|E'| \in [|V| - 1, |E|]$  such that the sub-graph is connective with maximum node degree uniformness, meaning that each candidates shall be compared with for similar times. This is suitable for determining the ranks within specific task.

We design a novel greedy algorithm (described in Appendix. A.2) to efficiently achieve the requirements of per-task sampling.

**Dealing with Subjectivity in Human judgment.** Due to the inherent subjectivity of aesthetic perception, human judgment can vary even within the constrained scenario. This variation can arise from inherent annotation noise and is particularly prevalent when the artists perform equally good or bad. While addressing these challenging edge cases could be valuable, in this paper, given that this is an initial exploration of aesthetic reasoning, we focus on modeling the universality of aesthetics [42, 66, 72] with suppressed inter-personal subjectivity. This allows us to create an unbiased testbed for evaluation. To this end, we employ the following two heuristics to mitigate subjectivity during annotation collection:

- (1) **2AFC disagreement:** We exclude the 2AFC questions where judgments tie ( $P(y_i > y_j | c, s) \approx 50\%$ ).
- (2) **Non-transitive relationship:** To deal with non-transitive judgment, such as  $(a > b, b > c, c > a)$ , we apply a feedback arc set (FAS) algorithm [86] to detect feedback arcs  $E'_f$  and drop the whole task when  $|E'_f|/|E'| \geq \eta$ .

**Global Rank Derivation.** We utilize Bradley-Terry (BT) model [8] and Elo [18] algorithm. In the BT model,  $Q_i = \exp(\theta_i)$ , where the latent parameter  $\{\theta_i\}_{i=1}^k$  is optimized with maximum likelihood estimation (MLE). The Elo algorithm utilize  $Q_i = 10^{R_i/400}$ , where  $R_i$

is the rating of candidate- $i$  that is updated on-line. The rank within a task is the sorted by the competence  $Q_i$  of each candidate result, and we leverage the averaged competence among all tasks as the competence of an artist.

### 3.3 Zero-shot Aesthetics Reasoning via CoT

Recent inference-time scaling paradigms, in particular the CoT prompting [47, 79] demonstrate impressive zero-shot task-solving capability. However, CoT is more widely studied for common-sense and logical reasoning. Applying CoT reasoning to the task of aesthetic-level art evaluation, which is not a direct logical task, presents significant challenges and may lead to diminished alignment with the human judgment [54, 70], as will be detailed in the Sec. 5.1. Specifically, a key issue is hallucination, where judgments are made prematurely, relying on subjective and superficial justifications. In other words, during aesthetics reasoning, **MLLMs inherently exhibit a tendency to “feel” rather than to “reason”**, and this hallucinated *feeling* often severely degrades the MLLM’s aesthetic judgment.

Motivated by the formal analysis in art criticism [5, 44, 75], our key insight is to explicitly ground the MLLMs’ decision-making with evidence and domain knowledge in art. Based on this principle, we propose a simple yet effective baseline, **ArtCoT**, which frames aesthetic perception as an evidence-based reasoning task.

ArtCoT features a two-hop reasoning process. In the initial stage, the MLLM acts as a **CS Analyzer**, providing a detailed and concrete description of the input task  $(c, s)$ , as well as the paired 2AFC images  $(y_i, y_j)$ . In the second phase, acting as an **Art Critic**, the MLLM is prompted to critically evaluate its previous observation and critically argue about the aesthetic quality. This analysis is linked to domain knowledge in art, encompassing a multifaceted



**Table 1: Quantitative comparison of aesthetic judgment correlation.** This table presents the statistical correlation (spearman’s  $\rho \uparrow$ ) and significance ( $p$  value,  $\downarrow$ ) between rankings generated by different aesthetic evaluators and expert judgments. Both conventional models and MLLMs with different reasoning methods are compared. Performance improvement and decline is calculated as normalized changes relative to the base prompt method for each of the corresponding MLLM. MLLMs reasoned with ArtCoT consistently demonstrates strong alignment with human judgment.

Model	Reasoning	Per-Artist Alignment				Per-Task Alignment			
		Elo		Bradley-Terry		Elo		Bradley-Terry	
		$\rho \uparrow$	$p$ -value $\downarrow$	$\rho \uparrow$	$p$ -value $\downarrow$	$\rho \uparrow$	$p$ -value $\downarrow$	$\rho \uparrow$	$p$ -value $\downarrow$
Random guess	–	0.061	0.896	0.059	0.855	0.068	0.153	0.026	0.290
CLIP-IQA[77]	–	0.366	0.038	0.321	0.091	0.324	0.004	0.314	0.002
Compare2Score [89]	–	0.091	0.940	0.085	0.950	0.178	0.042	0.173	0.119
CLIP Score [60]	–	-0.024	0.945	0.030	0.951	-0.333	0.347	0.006	0.987
PickScore [46]	–	0.275	0.192	0.329	0.063	0.193	$< 10^{-3}$	0.201	0.001
HPSv2 [83]	–	0.343	0.074	0.352	0.056	0.321	$< 10^{-3}$	0.285	0.007
Aesthetics Predictor [64]	–	0.424	0.016	0.456	0.008	0.385	$< 10^{-3}$	0.404	$< 10^{-3}$
GPT-4o	Base	0.395	0.084	0.432	0.023	0.328	0.003	0.331	0.006
Claude 3.5-sonnet	Base	0.341	0.032	0.217	0.236	0.312	$< 10^{-3}$	0.367	$< 10^{-3}$
Gemini 1.5-flash	Base	0.496	0.003	0.513	0.001	0.479	$< 10^{-3}$	0.353	$< 10^{-3}$
GPT-4o	Zero-shot CoT	0.415 <sup>+3%</sup>	0.034	0.487 <sup>+10%</sup>	0.015	0.299 <sup>-4%</sup>	0.097	0.313 <sup>-3%</sup>	0.031
Claude 3.5-sonnet	Zero-shot CoT	0.293 <sup>-7%</sup>	0.177	0.264 <sup>+6%</sup>	0.174	0.108 <sup>-30%</sup>	0.068	0.081 <sup>-45%</sup>	0.082
Gemini 1.5-flash	Zero-shot CoT	0.206 <sup>-58%</sup>	0.292	0.272 <sup>-50%</sup>	0.142	0.376 <sup>-20%</sup>	$< 10^{-3}$	0.327 <sup>-4%</sup>	$< 10^{-3}$
GPT-4o	ArtCoT	0.630 <sup>+39%</sup>	0.003	0.721 <sup>+51%</sup>	0.001	0.591 <sup>+39%</sup>	$< 10^{-3}$	0.548 <sup>+32%</sup>	$< 10^{-3}$
Claude 3.5-sonnet	ArtCoT	0.598 <sup>+39%</sup>	0.009	0.546 <sup>+42%</sup>	0.016	0.492 <sup>+26%</sup>	$< 10^{-3}$	0.487 <sup>+19%</sup>	$< 10^{-3}$
Gemini 1.5-flash	ArtCoT	<b>0.705</b> <sup>+41%</sup>	$< 10^{-3}$	<b>0.741</b> <sup>+47%</sup>	$< 10^{-3}$	<b>0.624</b> <sup>+28%</sup>	$< 10^{-3}$	<b>0.577</b> <sup>+35%</sup>	$< 10^{-3}$
Claude-3.7-sonnet-thinking	(Built-in)	0.285	0.225	0.154	0.481	0.171	0.014	0.175	0.009
Gemini-2.0-flash-thinking	(Built-in)	0.204	0.262	0.254	0.191	0.157	0.004	0.245	0.003

discussion that is not limited to stylistic features of  $s$ , aesthetic principles, technical execution of the two candidates, and potential emotional impact. These two stages link observation, knowledge, and artistic value, mirroring the essence of formal analysis. Effectively, it establishes a rubric [2, 24], translating the subjective perception of beauty into more well-defined sub-tasks that can be objectively reasoned with logical reasoning [12, 15, 49].

During this structured CoT reasoning process, MLLMs perform a multi-faceted and in-depth aesthetic evaluation that mimics the deliberation of an art critic. (**Note that our goal is to capture such reasoning trace, not simply the 2AFC result.**) This reasoning trace can benefit a wide range of downstream applications. In this paper, we aim to assess the correlation with human judgment during 2AFC. Therefore, we further employ a summarizer that takes the reasoning trace as input and outputs a binary answer indicating the winner. The overall workflow is visualized in Fig. 2.

### 3.4 FineArtBench

The collection of content and style (i.e.,  $C \times S$ ) is most widely studied in NST literature [16, 33, 40]. However, these papers mainly rely on ad-hoc sampling from datasets such as MS-COCO [51] and WikiART [80]. The limitation of this approach is at least in two folds: (1) **limited in size and diversity**, which cannot cover the wide range of art styles in real-world scenarios. (2) **Limited semantic annotation**, as most of the existing datasets do not provide

semantic-level labeling of style and content, which impedes a fine-grained understanding of the methods’ strengths and weaknesses.

To circumvent these challenges, we propose **FineArtBench**, a dataset for generative art with unprecedented **scale, diversity and quality**. First, FineArtBench contains 1,000, and 1,000 densely annotated content and styles, respectively. The data is harvested from diverse sources [45, 51, 78, 80], and further diversified using MLLMs, enabling comprehensive comparison for downstream tasks related to art. Moreover, we provide both content and style in two modalities (text and image), further expanding its versatility. Second, we perform a semi-automated annotation process (detailed in Appendix. A.3) where both content and style are annotated from diverse perspectives, such as scene in content (e.g., *nature*, *portrait*) and abstractness of style (e.g., *figurative*, *abstract*). These annotations enable a semantic-level understanding for downstream tasks. A comparison of FineArtBench with existing datasets is presented in Tab. 2, and an overview is given in Fig. 3.

## 4 Experiments

### 4.1 Experiment Setup

**Stylization models.** Considering the size of  $C \times S$ , it is infeasible to hire real human artists for scalable dataset collection: a single painting requires days of expertise. On the other hand, existing publicly-available artworks have limited style that only covers a small subset of  $S$ . Even if we collect some paired paintings, the

**Table 2: Comparison of representative stylization benchmark datasets. The proposed FineArtBench offers significantly more content and style instance, with fine-grained multimodal annotations.**

Dataset/Protocol	# Content	# Style	Multimodal	Semantic Labeling
StyleID [13]	20	40	✗	✗
LAION-Aesthetics [64]	-	~50	✗	✗
ArtBench [50]	-	10	✗	✗
StyleBench [19]	20	73	✓	✗
AGIQA-3k [19]	~ 300	5	✓	✗
<b>FineArtBench</b>	<b>1000</b>	<b>1000</b>	✓	✓

MLLMs are prone to memorization than reasoning. To this end, we primarily rely on neural style transfer (NST) models as our “artists.” We evaluated total of 10 NST models, all executed with the default configurations suggested by respective authors. The methods include AdaIN [34], ArtFlow [1], ControlNet [87], DDIM [68], DiffArtist [40], DiffStyler [33], InstantStyle [76], Instruct-pix2pix [9], StyleID [13], and Sty-Tr2 [16]. These stylization models encompass a wide range of architectures and exhibit varying degrees of artistic stylization capability. This diversity provides a robust testbed for evaluating the performance of MLLMs in art evaluation.

**Alignment Metrics.** Following [11, 40, 88], we use the spearman’s correlation coefficient [69] to quantify the alignment between judgment from experts and MLLMs. A spearman’s  $\rho$  closer to 1 indicates a stronger positive linear correlation of ranking, which suggests better alignment. To ensure robustness, we calculate averaged  $\rho$  from five random and independent splits for the global (per-artist) sampling scheme, while for per-task sampling, we correlate each independent task. Considering the size of independent test and typical  $p$  values, we combine  $p$  using Pearson’s and Fisher’s method for per-artist and per-task scenario, respectively, as suggested by [28]. A lower  $p$  value means stronger statistical significance.

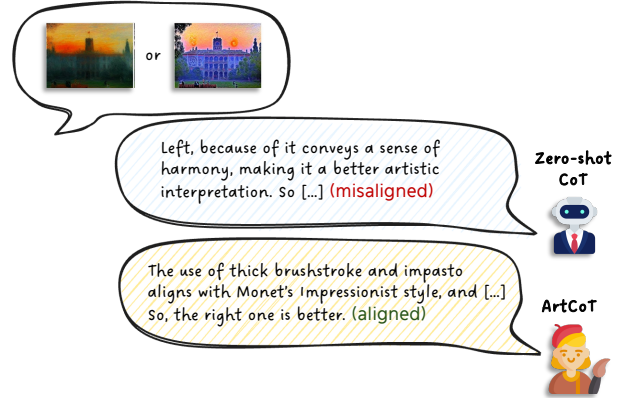
**Compared Methods** As the first exploration on MLLMs for aesthetic reasoning, finding direct comparisons can be challenging. Therefore we broadly compare three groups of methods. (a), **IQA methods**: including CLIP-IQA [77] and Compare2Score [89]; (b) **Text-image alignment and preference scores**: CLIP Score [60], Aesthetic Predictor [64], PickScore [46] and HPSv2 [83]. Despite ArtScore [11] share the most similar objective with this paper, we exclude it due to the unavailability of code at the time this paper was written. We consider (3) **Zero-shot MLLMs**, where we use three mainstream MLLMs as base model, including GPT-4o [57], Gemini 1.5 [74], and Claude 3.5 [3]. We apply different MLLM reasoning methods, including *base* (directly output the winner), *zero-shot CoT* and the proposed *ArtCoT*. We also consider recent reasoning MLLMs, including Claude-3.7-sonnet-reasoning and Gemini-2.0-flash-thinking. The experiment of all MLLMs are repeated thrice with default hyper-parameters to ensure robustness.

## 4.2 Human Judgment Collection

We recruit 18 human experts with general knowledge of fine art for annotation. We collected a total of 80,000 initial judgments. For per-task sampling, we sample  $O(k \log(k))$  for each task. We prune uncertain human feedback with  $P(y_i > y_j | c, s) \in [0.4, 0.6]$ ,

**Table 3: Inter-Annotator Agreement. Higher goodness-of-fit  $R^2$  indicate more concordant global ranking.**

	Raw	+ prune uncertain	+ drop non-transitive
$R^2 \uparrow$	0.17	0.26	0.31



**Figure 4: A minimal example of the hallucination issue. In particular, the frequent use of opinionated and artistic interpretation words degrades MLLM’s aesthetic judgment.**

and remove non-transitive task with  $\eta > 0.15$ . As a result, 20.1% of the feedback is filtered out due to pairwise divergence, while the remaining 15.3% are removed due to a high non-transitivity. To quantify the inter-annotation agreement, we use McFadden’s  $R^2$  [55] to assess the transitivity of global ranking constructed from BT and Elo, reported in Tab. 3. A  $R^2 \geq 0.2$  is generally considered as a good fit, which implies the judgment are statistically consistent.

## 4.3 Main Result: Human Alignment

We compare the correlation and statistical significance of different MLLMs and prompts using two sampling strategies. The results in Tab. 1 demonstrate a substantial advantage of aesthetic reasoning for enhancing MLLMs’ ability to judge aesthetics, achieving average improvements of 44%, 30% in the per-artist and per-task setup, respectively. When compared with other specialized IQA or preference models, MLLMs prompted with ArtCoT demonstrate state-of-the-art alignment even without any targeted optimization. By contrast, we observe that zero-shot CoT adversely affects alignment, decreasing it by 16% and 18% on average. Overall, these results prove that (1) reasoning can indeed make MLLMs human-aligned aesthetic evaluators, and (2) conditioned on proper elicitation of their reasoning capability.

## 5 Analysis and Discussion

### 5.1 Zero-shot CoT Reinforces Hallucination

During aesthetic reasoning of artworks, MLLMs exhibit a bias towards subjective “feeling” rather than objective “reasoning.” This tendency can significantly degrade an MLLM’s aesthetic judgment,

**Table 4: Response subjectivity and hallucination from different prompting methods. We report the average length of thinking trace (in words), two subjectivity metrics, and human-annotated hallucination score (normalized) from four perspectives. Reasoning traces generated with ArtCoT contain less subjectivity and hallucination. (\*): Trace from Claude-3.7-sonnet-thinking.**

Method	Avg. length	Response Subjectivity		Hallucination (Factuality)		Hallucination (Extrinsic)	
		TextBlob ↓	Word frequency (%) ↓	Visual ↓	Textual ↓	Opinionated ↓	Interpretation ↓
Thinking MLLM (*)	578.71	0.44	11.41	0.21	0.15	0.44	0.49
GPT, 0-shot	71.73	0.44	17.34	0.31	0.17	0.45	0.33
Claude, 0-shot	223.51	0.44	20.15	0.27	0.22	0.58	0.48
Gemini, 0-shot	123.07	0.46	21.05	0.31	0.17	0.54	0.59
GPT, ArtCoT	384.45	0.30 -25%	5.04 -14%	0.29 -3%	0.19 +2%	0.32 -24%	0.18 -22%
Claude, ArtCoT	580.21	0.29 -26%	6.15 -18%	0.31 +5%	0.13 -12%	0.22 -85%	0.31 -33%
Gemini, ArtCoT	740.21	0.23 -43%	6.51 -18%	0.28 -4%	0.19 +5%	0.17 -80%	0.22 -53%

leading to the counter-intuitive result where zero-shot CoT negatively impacts alignment with human perception. Our findings suggest that this issue stems from hallucination, particularly concerning the use of subjective language during the reasoning process.

Specifically, in the zero-shot CoT setting, we observe that MLLMs tend to arrive at rapid conclusions, employing subjective and less concrete language to justify their judgments. This hallucination is distinctive and can be broadly categorized into two types. The first is the **use of opinionated and subjective words**. For instance, opinion verbs (e.g., “feels”, “senses”) and hedge words (e.g., “appears”, “seemingly”) are frequently employed. These terms often indicate a lack of in-depth consideration, weak logical connection to the given task and are less supportive for aesthetic judgment [66]. Furthermore, the MLLMs may generate ostensible “**artistic interpretations**” that are superficial and not substantiated with facts or explanations. These hallucinations are consistently observed across different MLLMs when prompted with zero-shot CoT, which is broadly in line with recent findings [32, 54]. Illustrative conversation examples are provided in Appendix B. Our analysis in the subsequent section further corroborates this observation.

## 5.2 Evidence-based Reasoning Suppress Subjectivity and Hallucination

Compared with the base prompting and zero-shot CoT, the thinking traces produced by ArtCoT are more concise, objective, and closely aligned with the input, as exemplified in Fig. 4. To quantify this improvement, we analyze the thinking traces in detail. Specifically, we first (1) measure the *subjectivity* of responses by calculating the frequency of subjective verbs in the lemmatized responses of MLLMs. We also follow established practices in natural language processing (NLP) by performing lexicon-based subjectivity analysis using the TextBlob package, which provides a score in the range of 0 to 1 (with a higher score indicating greater subjectivity).

Moreover, (2) during human annotation, we present the misaligned 2AFC questions to users for fine-grained hallucination labeling. Similarly, we categorize hallucinations into two types: (a) **Factual Errors**, which include incorrect image recognition (visual) and inaccurate style explanations (textual) — often referred to as intrinsic hallucinations, as they can be directly deduced from the

input; and (b) **Extrinsic Hallucinations**, comprising **opinionated responses** and **artistic interpretations**. Users are tasked with reading the MLLM’s thinking trace and rating the severity of hallucinations on a scale of [0, 1, 2] for each of the four factors. We summarize the results for both experiments in Tab. 4.

The experiment results offer insights into the hallucination challenge faced by MLLMs. Firstly, human evaluation reveals that all models exhibit relatively less severe hallucinations in terms of visual and textual aspects. This suggests that factual inaccuracies are not the primary source of hallucinations in this context. Instead, the prevalent use of subjective language, characterized by opinionated expressions and unsubstantiated artistic interpretations, significantly impedes the ability of MLLMs to align their aesthetic judgments with those of humans. Moreover, the elevated response subjectivity observed in zero-shot CoT, as evidenced by the remarkably consistent TextBlob scores ( $\approx 0.45$ ) and the frequency of subjective words, provides further support for this assertion.

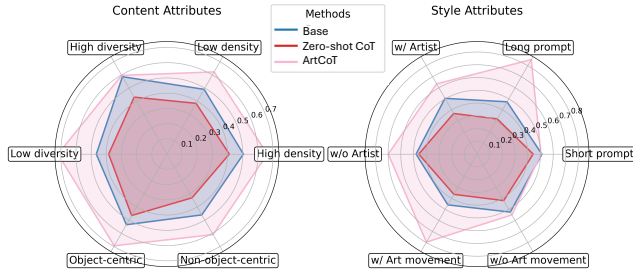
In other words, this experiment reinforces our finding that the bottleneck for MLLMs in art evaluation does not reside in their recognition capabilities—as all models demonstrate a relatively clear comprehension of the input. Rather, the challenge lies in effectively eliciting their reasoning capability by mitigating the hallucinations stemming from subjective expressions. We have also shown that this challenge is surmountable, as an evidence-based and reflective reasoning approach like ArtCoT enables a substantial suppression of subjectivity and hallucination, bringing a significant improvement in human alignment.

## 5.3 Multifaceted Aesthetic Reasoning is Versatile

The semantic label in **FineArtBench** enables finegrained understanding of MLLM’s performance. For instance, in Fig. 5, we visualize the alignment performance on different content image complexity and style prompt categories.

The proposed ArtCoT outperforms both base and zero-shot CoT prompting in all examined sub-classes, demonstrating its versatility. The most notable improvements are observed in tasks that with concrete style instructions. For example, we notice a significant improvement of “long prompt” and prompts specifying particular “art movement”. We posit that longer prompts and mentioning of art





**Figure 5: Fine-grained comparison of different MLLM prompting scheme.** We show the spearman’s  $\rho$  for per-instance alignment, grouped by representative attribute in FineArtBench. ArtCoT elicits aesthetic reasoning in all scenarios, especially for tasks with a specific style instruction.

**Table 5: Ablation on component of ArtCoT.** We ablate the content/style analyzer and the art critic. The full two-hop aesthetics reasoning facilitates human-aligned judgment.

CS-analyzer	Art Critic	Per-artist $\rho \uparrow$	Per-task $\rho \uparrow$
✗	✓	0.630	0.532
✓	✗	0.531	0.366
✓	✓	<b>0.739</b>	<b>0.607</b>

movement set a more concrete objective for both the art creation evaluation [4]. Compared with obscure instructions, this specificity facilitates the MLLM to more objectively perform the two-hop reasoning, resulting in reduced hallucination and improved human alignment [4, 25, 32, 79].

#### 5.4 Ablations.

**Components of ArtCoT.** We ablate the key components of ArtCoT, specifically the CS analyzer and the art critic, and report the results in Tab. 5. The complete ArtCoT prompt achieves the highest aesthetic alignment. Particularly, removing the art critic phase induces the most significant decline, underscoring its critical role. This provides further evidence that reasoning is the key bottleneck.

**Input to MLLM.** We ablate input modalities and image resolutions, with results reported in Tab. 6. The full resolution achieves the best result. This is because the details in artworks, such as strokes, are important factors of aesthetics. For input modalities, providing style information is important in per-artist alignment, while including the reference image affects per-instance alignment the most. For either setting, providing all input modalities achieves the best alignment, meaning that task-constrained 2AFC aids objective aesthetic reasoning and judgment to be human-aligned.

#### 5.5 Boarder Impact

We have demonstrated that evidence-based reasoning makes MLLMs human-aligned art evaluators. A lot of applications can benefit from this exploration, both in terms of RLAIIF and HCI. Fig. 6 provides an illustration of how generative art may benefit from the reward signals with aesthetic reasoners to improve the generation, utilizing

**Table 6: Ablation on image resolution and source information.** We report the correlation  $\rho$  (averaged from BT and Elo) of different input setups: content image, style prompt, and image sub-sampling factor.

Content	Style	Resolution	Per-artist $\rho \uparrow$	Per-task $\rho \uparrow$
✓	✓	1/2	0.630 -42%	0.432 -44%
✓	✓	1/4	0.502 -91%	0.285 -82%
✗	✗	full	0.476 -100%	0.416 -49%
✗	✓	full	0.678 -23%	0.465 -36%
✓	✗	full	0.557 -69%	0.521 -22%
✓	✓	full	<b>0.739</b>	<b>0.607</b>



**Figure 6: A minimal illustration of ArtCoT-enhanced art generation.**

a pipeline akin to [26]. A similar pipeline may also be employed for human-centered and interactive art education.

#### 5.6 Limitations and Future Works

Aesthetics, as a subject studied for centuries, possesses complexities that cannot be fully addressed in a single paper. Numerous avenues for improvement exist, with the most significant challenge being the computational modeling of inter-person subjectivity. One possible technical direction involves conditioning Eq. 2 with the audience identity to enable personalized aesthetic models. A deeper understanding of the human part provides valuable insights, such as the philosophical theories and discussion on aesthetic judgment [36, 42, 66].

#### 6 Conclusion

The concept of aesthetics has been largely simplified in existing algorithms. Without explicitly modeling the cognitive process underlying human aesthetic judgment, computational models can never truly align how humans perceive beauty and produce artistically impactful artworks. This paper pioneers this exploration by capturing such aesthetic reasoning process with MLLMs. Our experiments reveal a key bottleneck in applying MLLMs for aesthetic reasoning: the proper elicitation of reasoning capability during inference rather than relying solely on the base model. In-depth analysis further highlights the hallucination issues stemming from subjective opinions and unsubstantiated interpretations, leading to misaligned judgments. We further identify a promising solution through an evidence-based and objective reasoning process. These

valuable findings can inspire future AI models to align with human aesthetic perception.

## References

- [1] Jie An, Siyu Huang, Yibing Song, Dejing Dou, Wei Liu, and Jiebo Luo. 2021. Artflow: Unbiased image style transfer via reversible neural flows. In *Proceedings of the IEEE/CVF Conference on Computer Vision and Pattern Recognition*. 862–871.
- [2] Heidi Andrade, Joanna Hefferen, and Maria Palma. 2014. Formative assessment in the visual arts. *Art Education* 67, 1 (2014), 34–40.
- [3] Anthropic. [n. d.]. Meet Claude. <https://www.anthropic.com/claude>.
- [4] Zechen Bai, Pichao Wang, Tianjun Xiao, Tong He, Zongbo Han, Zheng Zhang, and Mike Zheng Shou. 2024. Hallucination of multimodal large language models: A survey. *arXiv preprint arXiv:2404.18930* (2024).
- [5] Sylvan Barnet. 2015. *A short guide to writing about art*. Pearson Upper Saddle River, NJ.
- [6] Kevin Black, Michael Janner, Yilun Du, Ilya Kostrikov, and Sergey Levine. 2023. Training diffusion models with reinforcement learning. *arXiv preprint arXiv:2305.13301* (2023).
- [7] Yihang Bo, Jinhui Yu, and Kang Zhang. 2018. Computational aesthetics and applications. *Visual computing for industry, biomedicine, and art* 1 (2018), 1–19.
- [8] Ralph Allan Bradley and Milton E Terry. 1952. Rank analysis of incomplete block designs: I. The method of paired comparisons. *Biometrika* 39, 3/4 (1952), 324–345.
- [9] Tim Brooks, Aleksander Holynski, and Alexei A Efros. 2023. Instructpix2pix: Learning to follow image editing instructions. In *Proceedings of the IEEE/CVF Conference on Computer Vision and Pattern Recognition*. 18392–18402.
- [10] Rebecca Chamberlain, Caitlin Mullin, Bram Scheerlinck, and Johan Wagemans. 2018. Putting the art in artificial: Aesthetic responses to computer-generated art. *Psychology of Aesthetics, Creativity, and the Arts* 12, 2 (2018), 177.
- [11] Junyu Chen, Jie An, Hanjia Lyu, Christopher Kanan, and Jiebo Luo. 2024. Learning to Evaluate the Artness of AI-generated Images. *IEEE Transactions on Multimedia* (2024).
- [12] Bo T Christensen and Linden J Ball. 2016. Dimensions of creative evaluation: Distinct design and reasoning strategies for aesthetic, functional and originality judgments. *Design studies* 45 (2016), 116–136.
- [13] Jiwoo Chung, Sangeek Hyun, and Jae-Pil Heo. 2024. Style injection in diffusion: A training-free approach for adapting large-scale diffusion models for style transfer. In *Proceedings of the IEEE/CVF Conference on Computer Vision and Pattern Recognition*. 8795–8805.
- [14] Kevin Clark, Paul Vicol, Kevin Swersky, and David J Fleet. 2023. Directly fine-tuning diffusion models on differentiable rewards. *arXiv preprint arXiv:2309.17400* (2023).
- [15] Francis J Coleman. 1966. A phenomenology of aesthetic reasoning. *The Journal of Aesthetics and Art Criticism* 25, 2 (1966), 197–203.
- [16] Yingying Deng, Fan Tang, Weiming Dong, Chongyang Ma, Xingjia Pan, Lei Wang, and Changsheng Xu. 2022. Stytr2: Image style transfer with transformers. In *Proceedings of the IEEE/CVF conference on computer vision and pattern recognition*. 11326–11336.
- [17] Ahmed Elgammal, Bingchen Liu, Mohamed Elhoseiny, and Marian Mazzone. 2017. Can: Creative adversarial networks, generating "art" by learning about styles and deviating from style norms. *arXiv preprint arXiv:1706.07068* (2017).
- [18] Arpad E Elo and Sam Sloan. 1978. The rating of chessplayers: Past and present. *(No Title)* (1978).
- [19] Junyao Gao, Yanchen Liu, Yanan Sun, Yinhao Tang, Yanhong Zeng, Kai Chen, and Cairong Zhao. 2024. Styleshot: A snapshot on any style. *arXiv preprint arXiv:2407.01414* (2024).
- [20] Leon A Gatys, Alexander S Ecker, and Matthias Bethge. 2016. Image style transfer using convolutional neural networks. In *Proceedings of the IEEE conference on computer vision and pattern recognition*. 2414–2423.
- [21] Tia Ghose. 2017. This AI Helps You Paint Like Van Gogh. <https://www.livescience.com/60536-ai-helps-you-paint-like-van-gogh.html>. *Live Science* (sep 2017). Accessed: 2025-04-09.
- [22] James Gips and George Stiny. 1975. An investigation of algorithmic aesthetics. *Leonardo* 8, 3 (1975), 213–220.
- [23] Ernst Hans Gombrich and EH Gombrich. 1995. *The story of art*. Vol. 12. Phaidon London.
- [24] Talita Groenendijk, Andrea Kárpáti, and Folkert Haanstra. 2020. Self-Assessment in art education through a visual rubric. *International Journal of Art & Design Education* 39, 1 (2020), 153–175.
- [25] Daya Guo, Dejian Yang, Haowei Zhang, Junxiao Song, Ruoyu Zhang, Runxin Xu, Qihao Zhu, Shirong Ma, Peiyi Wang, Xiao Bi, et al. 2025. Deepseek-r1: Incentivizing reasoning capability in llms via reinforcement learning. *arXiv preprint arXiv:2501.12948* (2025).
- [26] Ziyu Guo, Renrui Zhang, Chengzhuo Tong, Zhizheng Zhao, Peng Gao, Hongsheng Li, and Pheng-Ann Heng. 2025. Can We Generate Images with CoT? Let's Verify and Reinforce Image Generation Step by Step. *arXiv preprint arXiv:2501.13926* (2025).
- [27] Shibo Hao, Sainbayar Sukhbaatar, DiJia Su, Xian Li, Zhiting Hu, Jason Weston, and Yuandong Tian. 2024. Training large language models to reason in a continuous latent space. *arXiv preprint arXiv:2412.06769* (2024).
- [28] Nicholas A Heard and Patrick Rubin-Delanchy. 2018. Choosing between methods of combining-values. *Biometrika* 105, 1 (2018), 239–246.
- [29] Georg Wilhelm Friedrich Hegel and GWF Hegel. 1998. *Aesthetics: Lectures on fine art*. Vol. 1. Oxford University Press.
- [30] Simon Hentschel, Konstantin Kobs, and Andreas Hotho. 2022. CLIP knows image aesthetics. *Frontiers in Artificial Intelligence* 5 (2022), 976235.
- [31] Martin Heusel, Hubert Ramsauer, Thomas Unterthiner, Bernhard Nessler, and Sepp Hochreiter. 2017. Gans trained by a two time-scale update rule converge to a local nash equilibrium. *Advances in neural information processing systems* 30 (2017).
- [32] Lei Huang, Weijiang Yu, Weitao Ma, Weihong Zhong, Zhangyin Feng, Haotian Wang, Qianglong Chen, Weihua Peng, Xiaocheng Feng, Bing Qin, et al. 2025. A survey on hallucination in large language models: Principles, taxonomy, challenges, and open questions. *ACM Transactions on Information Systems* 43, 2 (2025), 1–55.
- [33] Nisha Huang, Yuxin Zhang, Fan Tang, Chongyang Ma, Haibin Huang, Weiming Dong, and Changsheng Xu. 2024. Diffstyle: Controllable dual diffusion for text-driven image stylization. *IEEE Transactions on Neural Networks and Learning Systems* (2024).
- [34] Xun Huang and Serge Belongie. 2017. Arbitrary style transfer in real-time with adaptive instance normalization. In *Proceedings of the IEEE international conference on computer vision*. 1501–1510.
- [35] Yipo Huang, Xiangfei Sheng, Zhichao Yang, Quan Yuan, Zhichao Duan, Pengfei Chen, Leida Li, Weisi Lin, and Guangming Shi. 2024. Aesexpert: Towards multi-modality foundation model for image aesthetics perception. In *Proceedings of the 32nd ACM International Conference on Multimedia*. 5911–5920.
- [36] Jessica Hullman, Ari Holtzman, and Andrew Gelman. 2023. Artificial intelligence and aesthetic judgment. *arXiv preprint arXiv:2309.12338* (2023).
- [37] David Hume. 1757. Of the Standard of Taste. *Essays, Moral, Political, and Literary* (1757). <https://oll.libertyfund.org/titles/hume-essays-moral-political-literary-lf-ed>
- [38] Eleftherios Ioannou and Steve Maddock. 2024. Evaluation in Neural Style Transfer: A Review. In *Computer Graphics Forum*. Wiley Online Library, e15165.
- [39] Ayse Ilkay Isik and Edward A Vessel. 2021. From visual perception to aesthetic appeal: Brain responses to aesthetically appealing natural landscape movies. *Frontiers in Human Neuroscience* 15 (2021), 676032.
- [40] Ruixiang Jiang and Changwen Chen. 2024. Artist: Aesthetically Controllable Text-Driven Stylization without Training. *arXiv preprint arXiv:2407.15842* (2024).
- [41] Dhiraj Joshi, Ritendra Datta, Elena Fedorovskaya, Quang-Tuan Luong, James Z Wang, Jia Li, and Jiebo Luo. 2011. Aesthetics and emotions in images. *IEEE Signal Processing Magazine* 28, 5 (2011), 94–115.
- [42] Immanuel Kant. 2024. *Critique of judgment*. Vol. 10. Minerva Heritage Press.
- [43] Junjie Ke, Keren Ye, Jiahui Yu, Yonghui Wu, Peyman Milanfar, and Feng Yang. 2023. Vila: Learning image aesthetics from user comments with vision-language pretraining. In *Proceedings of the IEEE/CVF Conference on Computer Vision and Pattern Recognition*. 10041–10051.
- [44] Diana Kim, Ahmed Elgammal, and Marian Mazzone. 2022. Formal analysis of art: Proxy learning of visual concepts from style through language models. *arXiv preprint arXiv:2201.01819* (2022).
- [45] Alexander Kirillov, Eric Mintun, Nikhila Ravi, Hanzi Mao, Chloe Rolland, Laura Gustafson, Tete Xiao, Spencer Whitehead, Alexander C Berg, Wan-Yen Lo, et al. 2023. Segment anything. In *Proceedings of the IEEE/CVF International Conference on Computer Vision*. 4015–4026.
- [46] Yuval Kirstain, Adam Polyak, Uriel Singer, Shihabuland Matiana, Joe Penna, and Omer Levy. 2023. Pick-a-pic: An open dataset of user preferences for text-to-image generation. *Advances in Neural Information Processing Systems* 36 (2023), 36652–36663.
- [47] Takeshi Kojima, Shixiang Shane Gu, Machel Reid, Yutaka Matsuo, and Yusuke Iwasawa. 2022. Large language models are zero-shot reasoners. *Advances in neural information processing systems* 35 (2022), 22199–22213.
- [48] Daqing Li, Aleks Kamko, Ehsan Akhgari, Ali Sabet, Linmiao Xu, and Suhail Doshi. 2024. Playground v2. 5: Three insights towards enhancing aesthetic quality in text-to-image generation. *arXiv preprint arXiv:2402.17245* (2024).
- [49] Leida Li, Yipo Huang, Jinjian Wu, Yuzhe Yang, Yaqian Li, Yandong Guo, and Guangming Shi. 2023. Theme-aware visual attribute reasoning for image aesthetics assessment. *IEEE Transactions on Circuits and Systems for Video Technology* 33, 9 (2023), 4798–4811.
- [50] Peiyuan Liao, Xiuyu Li, Xihui Liu, and Kurt Keutzer. 2022. The artbench dataset: Benchmarking generative models with artworks. *arXiv preprint arXiv:2206.11404* (2022).
- [51] Tsung-Yi Lin, Michael Maire, Serge Belongie, James Hays, Pietro Perona, Deva Ramanan, Piotr Dollár, and C Lawrence Zitnick. 2014. Microsoft coco: Common objects in context. In *Computer Vision—ECCV 2014: 13th European Conference, Zurich, Switzerland, September 6–12, 2014, Proceedings, Part V* 13. Springer, 740–755.

- [52] Annukka K Lindell and Julia Mueller. 2011. Can science account for taste? Psychological insights into art appreciation. *Journal of Cognitive Psychology* 23, 4 (2011), 453–475.
- [53] Jack Lindsey, Wes Gurnee, Emmanuel Ameisen, Brian Chen, Adam Pearce, Nicholas L. Turner, Craig Citro, David Abrahams, Shan Carter, Basil Hosmer, Jonathan Marcus, Michael Sklar, Adly Templeton, Trenton Bricken, Callum McDougall, Hoagy Cunningham, Thomas Henighan, Adam Jermy, Andy Jones, Andrew Persic, Zhenyi Qi, T. Ben Thompson, Sam Zimmerman, Kelley Rivoire, Thomas Conerly, Chris Olah, and Joshua Batson. 2025. On the Biology of a Large Language Model. *Transformer Circuits Thread* (2025). <https://transformer-circuits.pub/2025/attribution-graphs/biology.html>
- [54] Ryan Liu, Jiayi Geng, Addison J Wu, Ilia Sucholutsky, Tania Lombrozo, and Thomas L Griffiths. 2024. Mind your step (by step): Chain-of-thought can reduce performance on tasks where thinking makes humans worse. *arXiv preprint arXiv:2410.21333* (2024).
- [55] Daniel McFadden. 1972. Conditional logit analysis of qualitative choice behavior. *Frontiers in Econometrics* (1972).
- [56] Chancharik Mitra, Brandon Huang, Trevor Darrell, and Roei Herzig. 2024. Compositional chain-of-thought prompting for large multimodal models. In *Proceedings of the IEEE/CVF Conference on Computer Vision and Pattern Recognition*. 14420–14431.
- [57] R OpenAI. 2023. Gpt-4 technical report. arxiv 2303.08774. *View in Article* 2, 5 (2023).
- [58] Stefan A Ortlieb and Claus-Christian Carbon. 2019. A functional model of kitsch and art: linking aesthetic appreciation to the dynamics of social motivation. *Frontiers in psychology* 9 (2019), 2437.
- [59] Stephen E Palmer, Karen B Schloss, and Jonathan Sammartino. 2013. Visual aesthetics and human preference. *Annual review of psychology* 64, 1 (2013), 77–107.
- [60] Alec Radford, Jong Wook Kim, Chris Hallacy, Aditya Ramesh, Gabriel Goh, Sandhini Agarwal, Girish Sastry, Amanda Askell, Pamela Mishkin, Jack Clark, et al. 2021. Learning transferable visual models from natural language supervision. In *International conference on machine learning*. PMLR, 8748–8763.
- [61] Robin Rombach, Andreas Blattmann, Dominik Lorenz, Patrick Esser, and Björn Ommer. 2022. High-resolution image synthesis with latent diffusion models. In *Proceedings of the IEEE/CVF conference on computer vision and pattern recognition*. 10684–10695.
- [62] Andrew Samo and Scott Highhouse. 2023. Artificial intelligence and art: Identifying the aesthetic judgment factors that distinguish human-and machine-generated artwork. *Psychology of Aesthetics, Creativity, and the Arts* (2023).
- [63] Friedrich Wilhelm Joseph Schelling, Douglas W Stott, and David Simpson. 2008. *The philosophy of art*. University of Minnesota Press.
- [64] Christoph Schuhmann, Romain Beaumont, Richard Vencu, Cade Gordon, Ross Wightman, Mehdi Cherti, Theo Coombes, Aarush Katta, Clayton Mullis, Mitchell Wortsman, et al. 2022. Laion-5b: An open large-scale dataset for training next generation image-text models. *Advances in Neural Information Processing Systems* 35 (2022), 25278–25294.
- [65] Frank Sibley. 2017. Aesthetic concepts. In *Aesthetics*. Routledge, 501–505.
- [66] Guy Sircello. 1968. Subjectivity and Justification in Aesthetic Judgments. *The Journal of Aesthetics and Art Criticism* 27, 1 (1968), 3–12.
- [67] Chaehan So. 2023. Measuring aesthetic preferences of neural style transfer: More precision with the two-alternative-forced-choice task. *International Journal of Human-Computer Interaction* 39, 4 (2023), 755–775.
- [68] Jiaming Song, Chenlin Meng, and Stefano Ermon. 2020. Denoising diffusion implicit models. *arXiv preprint arXiv:2010.02502* (2020).
- [69] Charles Spearman. 1987. The proof and measurement of association between two things. *The American journal of psychology* 100, 3/4 (1987), 441–471.
- [70] Zayne Sprague, Fangcong Yin, Juan Diego Rodriguez, Dongwei Jiang, Manya Wadhwa, Prasann Singhal, Xinyu Zhao, Xi Ye, Kyle Mahowald, and Greg Durrett. 2024. To cot or not to cot? chain-of-thought helps mainly on math and symbolic reasoning. *arXiv preprint arXiv:2409.12183* (2024).
- [71] Gail M Sullivan and Anthony R Artino Jr. 2013. Analyzing and interpreting data from Likert-type scales. *Journal of graduate medical education* 5, 4 (2013), 541–542.
- [72] Wladyslaw Tatarkiewicz. 1963. Objectivity and Subjectivity in the History of Aesthetics. *Philosophy and phenomenological research* 24, 2 (1963), 157–173.
- [73] Wladyslaw Tatarkiewicz. 2012. *A history of six ideas: An essay in aesthetics*. Vol. 5. Springer Science & Business Media.
- [74] Gemini Team, Rohan Anil, Sebastian Borgeaud, Jean-Baptiste Alayrac, Jiahui Yu, Radu Soricut, Johan Schalkwyk, Andrew M Dai, Anja Hauth, Katie Millican, et al. 2023. Gemini: a family of highly capable multimodal models. *arXiv preprint arXiv:2312.11805* (2023).
- [75] Theo Van Leeuwen and Carey Jewitt. 2000. *The handbook of visual analysis*. Sage.
- [76] Haofan Wang, Matteo Spinelli, Qixun Wang, Xu Bai, Zekui Qin, and Anthony Chen. 2024. Instantstyle: Free lunch towards style-preserving in text-to-image generation. *arXiv preprint arXiv:2404.02733* (2024).
- [77] Jianyi Wang, Kelvin CK Chan, and Chen Change Loy. 2023. Exploring clip for assessing the look and feel of images. In *Proceedings of the AAAI conference on artificial intelligence*, Vol. 37. 2555–2563.
- [78] Zijie J Wang, Evan Montoya, David Munechika, Haoyang Yang, Benjamin Hoover, and Duen Horng Chau. 2022. Diffusiondb: A large-scale prompt gallery dataset for text-to-image generative models. *arXiv preprint arXiv:2210.14896* (2022).
- [79] Jason Wei, Xuezhi Wang, Dale Schuurmans, Maarten Bosma, Fei Xia, Ed Chi, Quoc V Le, Denny Zhou, et al. 2022. Chain-of-thought prompting elicits reasoning in large language models. *Advances in neural information processing systems* 35 (2022), 24824–24837.
- [80] volunteer team Wikiart. [n.d.]. WikiArt dataset. <https://www.wikiart.org>.
- [81] Matthias Wright and Björn Ommer. 2022. Artfid: Quantitative evaluation of neural style transfer. In *DAGM German Conference on Pattern Recognition*. Springer, 560–576.
- [82] Xun Wu, Shaohan Huang, Guolong Wang, Jing Xiong, and Furu Wei. 2024. Multimodal large language models make text-to-image generative models align better. *Advances in Neural Information Processing Systems* 37 (2024), 81287–81323.
- [83] Xiaoshi Wu, Keqiang Sun, Feng Zhu, Rui Zhao, and Hongsheng Li. 2023. Human preference score: Better aligning text-to-image models with human preference. In *Proceedings of the IEEE/CVF International Conference on Computer Vision*. 2096–2105.
- [84] Jianing Xu. 2024. Exploration of the Applications of Image-based AIGC in Art Education. *Advances in Social Development and Education Research* 1, 3 (2024), 60–65.
- [85] Junfeng Yang, Jing Fu, Wei Zhang, Wenzhi Cao, Limei Liu, and Han Peng. 2024. Moe-agiqa: Mixture-of-experts boosted visual perception-driven and semantic-aware quality assessment for ai-generated images. In *Proceedings of the IEEE/CVF Conference on Computer Vision and Pattern Recognition*. 6395–6404.
- [86] D Younger. 1963. Minimum feedback arc sets for a directed graph. *IEEE Transactions on Circuit Theory* 10, 2 (1963), 238–245.
- [87] Lvmin Zhang, Anyi Rao, and Maneesh Agrawala. 2023. Adding conditional control to text-to-image diffusion models. In *Proceedings of the IEEE/CVF International Conference on Computer Vision*. 3836–3847.
- [88] Xinlu Zhang, Yujie Lu, Weizhi Wang, An Yan, Jun Yan, Lianke Qin, Heng Wang, Xifeng Yan, William Yang Wang, and Linda Ruth Petzold. 2023. Gpt-4v (ision) as a generalist evaluator for vision-language tasks. *arXiv preprint arXiv:2311.01361* (2023).
- [89] Hanwei Zhu, Haoning Wu, Yixuan Li, Zicheng Zhang, Baoliang Chen, Lingyu Zhu, Yuming Fang, Guangtao Zhai, Weisi Lin, and Shiqi Wang. 2024. Adaptive image quality assessment via teaching large multimodal model to compare. *arXiv preprint arXiv:2405.19298* (2024).





Figure 7: UI for 2AFC annotation. We present user with the source image (top), 2AFC (middle) and style prompt (bottom). The user is required to choose the preferred one by clicking on the “left” or “right” button.

## A Additional Experiment Details

### A.1 Human Aesthetic Judgment Collection

**User Interface** For the main judgment collection in Sec.3.2, we develop a web-based application to collect responses from human-expert annotators. We present users with the 2AFC question and reference content and style. The content is presented as a reference image, while we present the style as a prompt. The name of the stylization model is tracked but not visible to the user during annotation. The screenshot of the user interface (UI) can be found in Fig. 7.

For the hallucination labeling, we also designed a UI, visualized in Fig. 8. We record the user’s response during the 2AFC annotation and present them with the misaligned comparisons. The user shall read the MLLM’s response (the prompting method and the model name is not visible) and determine the hallucination issue from the four aspects. The image on left will be enlarged on mouse hover.

The annotation tools will be open-sourced to benefit future research.

**Preference Collection** The participants (n=18, 7 female, 11 male) all have at least a tertiary education background. All participants have basic knowledge about Western and oriental art history, 14 participants have at least basic experience in painting, while 7 participants have experience in generative art, either as creative media or research. All participants are at least 18 and consent to the potential naked human body present in the dataset. Participants are allowed to search when they encounter unfamiliar art styles. The average time spent (measured as the time the author stays on the annotation page) per 2AFC annotation comparison is 13.3 sec,

and the hallucination annotation is 63.5 sec. The physical setup is visualized in Fig. 9

### A.2 Sampling algorithm

We formally describe the proposed degree-uniform sub-graph sampling algorithm in Algorithm below.

---

#### Algorithm 1: Sample a Connected Subgraph with Uniform Degree Distribution

---

```

Input:  $G = (V, E)$ ; // Complete graph
 $n$ ; // Number of edges,  $|V| - 1 \leq n \leq \frac{|V|(|V|-1)}{2}$ 
RNG; // Random Number Generator
Output:  $E' \subseteq E$ ; // Subsampled edge set forming a connected subgraph

1. Validate Inputs:
   if  $|V| < 1$  or  $n < |V| - 1$  or  $n > \frac{|V|(|V|-1)}{2}$  then
     Error: Invalid input parameters.;
   else
     2. Generate Spanning Tree:
         $E_T \leftarrow \text{Kruskal's MST}(G, \text{RNG})$ ;
     3. Initialize Subgraph and Degrees:
         $E' \leftarrow E_T$ ;
        Initialize  $d(v) = 0, \forall v \in V$ ;
        foreach  $e = (u, v) \in E_T$  do
           $d(u) \leftarrow d(u) + 1$ ;
           $d(v) \leftarrow d(v) + 1$ ;
     4. Add Remaining Edges:
         $m \leftarrow n - |E_T|$ ;
        while  $m > 0$  do
          a. Identify Best Candidate Edges:
              $\text{BestEdges} \leftarrow \left\{ e \in E \setminus E' \mid \min \max \{d(u) + 1, d(v) + 1\} \right\}$ 
              $\text{BestEdges} \leftarrow \left\{ e \in \text{BestEdges} \mid \min \sum \{d(u) + 1, d(v) + 1\} \right\}$ 
          b. Select and Add an Edge:
              $e^* \leftarrow \text{Randomly select from } \text{BestEdges} \text{ using RNG}$ ;
              $E' \leftarrow E' \cup \{e^*\}$ ;
          c. Update Degrees and Counter:
             foreach  $v \in e^*$  do
                $d(v) \leftarrow d(v) + 1$ ;
              $m \leftarrow m - 1$ ;
        return  $E'$ ;

```

---

### A.3 Detail on FineArtBench

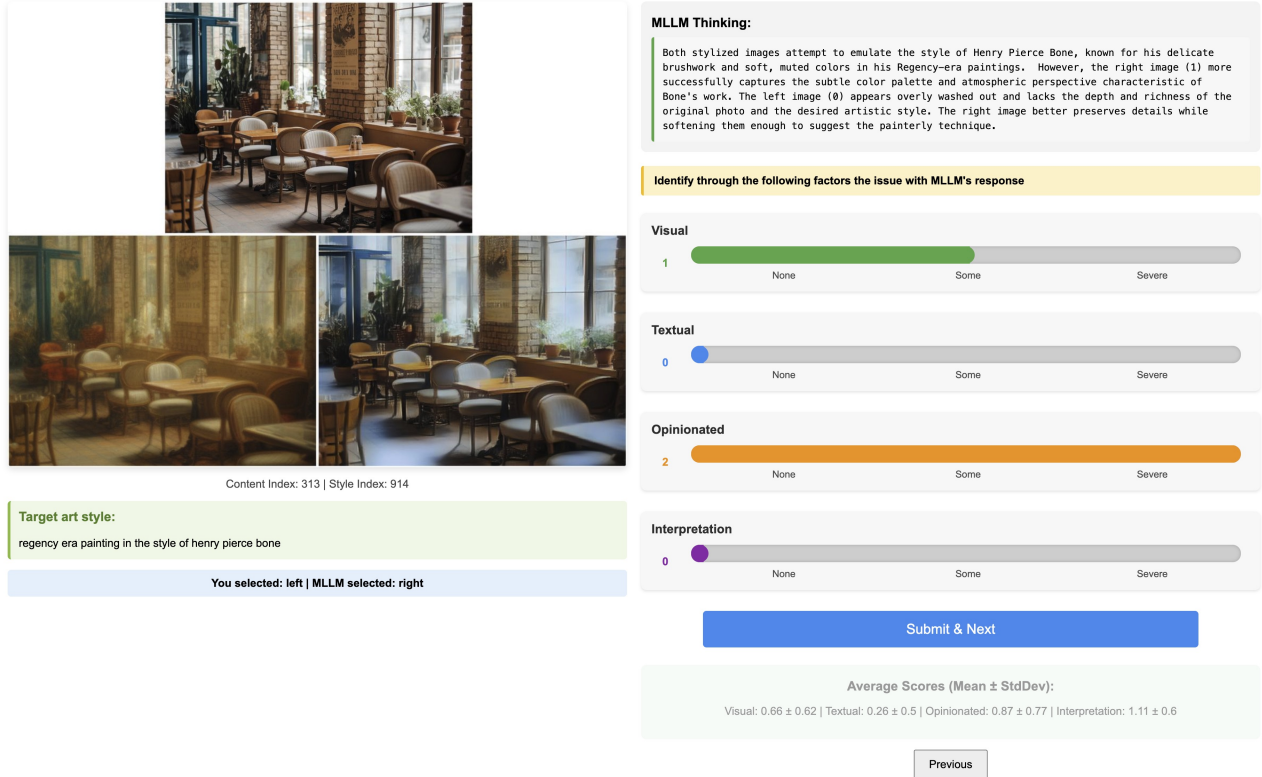
We construct FineArtBench by harvesting from existing open-source datasets with the help of MLLMs.

For the **Content** category, 50% of the content images are generated using the Ideogram-v1 text-to-image (T2I) diffusion model with diverse prompts produced by GPT-4. The remaining 50% are randomly sampled from the SA-1B [45] and MS-COCO [51] datasets, with captions generated by Gemini-v1.5 pro [74]. Images from SA-1B are downsampled by a factor of two, while those from MS-COCO retain their original resolution. Overall, all images have an average height and width of 895.7 and 811.9 pixels, respectively. The 5th percentiles for height and width are 480 and 427 pixels, respectively, and the 95th percentiles for both dimensions are 1248 pixels.

To synthesize fine-grained attribute annotations for the content images and their associated prompts, we first employ Gemini v1.5-pro to automate the annotation process based on a predefined attribute set. The **Style** subset of FineArtBench is derived from WikiArt [80] and DiffusionDB [78]. The process involves two main steps:

- (1) **WikiArt Processing:** We extract keywords from WikiArt, focusing on specifications such as art movement, artist, and

Entry 39 of 216



**MLLM Thinking:**

Both stylized images attempt to emulate the style of Henry Pierce Bone, known for his delicate brushwork and soft, muted colors in his Regency-era paintings. However, the right image (1) more successfully captures the subtle color palette and atmospheric perspective characteristic of Bone's work. The left image (0) appears overly washed out and lacks the depth and richness of the original photo and the desired artistic style. The right image better preserves details while softening them enough to suggest the painterly technique.

**Identify through the following factors the issue with MLLM's response**

**Visual**

1  None Some Severe

**Textual**

0  None Some Severe

**Opinionated**

2  None Some Severe

**Interpretation**

0  None Some Severe

**Submit & Next**

**Average Scores (Mean  $\pm$  StdDev):**

Visual:  $0.66 \pm 0.62$  | Textual:  $0.26 \pm 0.5$  | Opinionated:  $0.87 \pm 0.77$  | Interpretation:  $1.11 \pm 0.6$

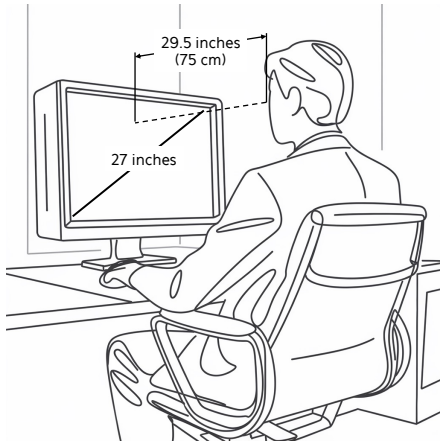
**Previous**

**Target art style:**  
regency era painting in the style of henry pierce bone

**You selected: left | MLLM selected: right**

Content Index: 313 | Style Index: 914

**Figure 8: UI for hallucination annotation.** Users are presented with the original 2AFC task and the response of MLLM, when the answer are not aligned. User shall drag discrete-valued slider to determine the hallucination strength from four perspectives.



**Figure 9: A illustrative diagram for the physical setup of human data collection.**

genre. These base keywords are then expanded and combined using GPT-4 [57] to create a diverse set of style descriptors.

- (2) **DiffusionDB Processing:** Given the high noise level in DiffusionDB annotations, we utilize an MLLM to preprocess the text prompts within the dataset. Specifically, we extract the style descriptions from each prompt and merge those with similar style specifications. Subsequently, we subsample from these processed style prompts to ensure quality and diversity.

For both the WikiArt and DiffusionDB prompts, style reference images are generated using StableDiffusion-v2 [61], with all images standardized to a resolution of 512×512 pixels. Similar to content annotations, we employ MLLMs to annotate the attributes of style prompts.

All annotations are manually validated by at least two human annotators to ensure quality. The actual number of sampled content and style images is summarized in Table 7. We will open-source Fin-eArtBench to facilitate reproducibility and support future research endeavors.

#### A.4 Prompt Design

We summarize the full prompt of base prompt, zero-shot CoT prompting and the proposed ArtCoT prompt in Tab. 8. We did not attempt to optimize the prompt design of ArtCoT as it just act as a strong baseline method to identify the key issue and inspire future works.

**Table 7: Content and Style Sources FineArtBench is built from diverse sources to eliminate bias.**

Source	Content			Style	
	Generated	MS-COCO	SA-1B	WikiArt	DiffusionDB
Number	500	250	250	764	236

## B Example conversations

We present several quantitative comparisons of MLLM’s response generated using different prompt in the following pages. We highlight the subjective words and unsubstantiated interpretation of



zero-shot CoT. Compared with zero-shot CoT, the responses from ArtCoT is much more detailed and contain less hallucination.





## C Samples of FineArtBench





Examples of content image and style prompt is in Fig. 10, Tab. 9, respectively

Received 20 February 2007; revised 12 March 2009; accepted 5 June 2009









Input	<div>Content</div>  <div>Style:</div> <p><i>Traditional Japanese Sumi-e ink wash painting, featuring delicate gradients of black and grey on rice paper to emphasize simplicity and natural beauty.</i></p>	2AFC		Human judgement: 1 (right > left)
Baseline Reasoning	<p><b>Base:</b> {'winner': 0} (✗ misaligned)</p> <p><b>Zero-Shot CoT:</b> {'thinking': "The goal is to determine which of the two stylized images better captures the essence of a traditional Japanese Sumi-e ink wash painting while accurately representing the source image's content. The left image (0) attempts a desaturated, washed-out effect, but it lacks the characteristic brushstrokes and ink gradations that define Sumi-e. The right image (1), although somewhat simplistic, more successfully evokes the style of Sumi-e through its use of stark black lines and subtle grey shading. It captures the essence of the scene's composition and objects with a suitable level of abstraction. The right image's use of negative space and its emphasis on line work are more consistent with the principles of Sumi-e. While neither perfectly replicates the medium, the right image comes closer to achieving the intended artistic effect."}, {'winner': 1}} (✓ aligned)</p>			
Reasoning via ArtCoT (Ours)	<p><b>CS-Analyzer:</b> {'style_reason': 'The right image demonstrates a more authentic sumi-e style with its use of ink washes and brushstrokes. The left image attempts the style but lacks the fluidity and expressiveness of traditional sumi-e.', 'content_reason': 'Both images successfully preserve the content of the original image, showing the building and bicycles. However, the right image is slightly more stylized, resulting in a minor loss of detail in the bicycles.', 'style_winner': 1, 'content_winner': 0}</p> <p><b>Art Critic:</b> {'reflection': "The prompt requests an evaluation of two stylized images at the bottom of the provided image, judging their adherence to the style of Traditional Japanese Sumi-e ink wash painting. Let's analyze this.</p> <p>Essential visual features of Traditional Japanese Sumi-e include:</p> <ul style="list-style-type: none"> <li><b>Monochromatic palette:</b> Primarily using black ink (sumi) with varying shades of grey achieved through dilution and layering. This is crucial for the simplicity and atmospheric depth sought in the art form.</li> <li><b>Subtle gradations:</b> Delicate transitions between light and dark are essential for creating a sense of movement, form, and depth. Harsh lines are avoided; soft, hazy edges are favored.</li> <li><b>Emphasis on negative space:</b> 'Ma' or negative space is very important in Sumi-e, and it plays a vital role in balancing the composition and suggesting a sense of quiet contemplation.</li> <li><b>Brushstrokes:</b> The visible strokes of the brush are often part of the aesthetic appeal, revealing the artist's hand and contributing to the dynamic quality of the work. They're often less about precise detail and more about suggestive forms.</li> <li><b>Rice paper:</b> The texture and absorbency of rice paper are integral to Sumi-e's characteristic look, as the ink bleeds and softens on this type of paper.</li> </ul> <p>Regarding the bottom images:</p> <p>The image on the left (sepia-toned photograph) attempts a stylistic transformation of the original photo to mimic a Sumi-e feel. But, it fails to fully achieve the style as it lacks the essential brushstrokes and true 'sumi' ink gradients. The desaturation creates a grayscale, but isn't the nuanced layering of ink that defines Sumi-e. It maintains too much photorealistic detail, preventing it from conveying the intended simplicity.</p> <p>The image on the right (the actual attempt at Sumi-e) fares better in capturing the spirit of Sumi-e. It utilizes a monochromatic palette and shows some attempt at suggesting form and composition through varied shades of grey and black. It demonstrates the essential use of negative space. However, the brushstrokes lack fluidity and subtle gradations common in authentic Sumi-e. It feels rather stiff and lacks the organic movement one would expect. The detail in the bicycles also seems somewhat out of scale and not in harmony with the rest of the painting, causing a minor level of dissonance.</p> <p>In summary: While the image on the right captures some aspects of the Sumi-e style, neither image successfully preserves the content of the original photograph in a way that harmoniously integrates with the authentic aesthetic of Sumi-e painting. The 'sumie' style attempted in the right image is a simplified and rudimentary interpretation; it lacks the technical sophistication and sensitivity to ink and brushwork present in master works. There is some inharmoniousness in the scale and detail in the right image, which distracts from the intended simplicity."</p> <p><b>Summarizer:</b> {'winner': 1} (✓ aligned)</p>			





Input	<b>Content</b> 	<b>Style:</b> <i>Art by Lois van Baarle and Loish and Ross Tran and RossDraws and Sam Yang and SamDoesArts and Artgerm and Saruei and Disney, digital art, highly detailed, intricate, sharp focus, trending on ArtStation HQ.</i>	<b>2AFC</b> 	<b>Human judgement:</b> 0 (left > right)
Baseline Reasoning 	<p><b>Base:</b> {'winner': 0} (✅ aligned)</p> <hr/> <p><b>Zero-Shot CoT:</b> {'thinking': 'Looking at the bottom images. Both stylized images depart significantly from the source image's realism. The left image (0) attempts to maintain the scene's structure but uses an overly saturated, almost psychedelic color palette that feels jarring and lacks subtlety. The right image (1), while abstract, displays a more cohesive and aesthetically pleasing color harmony. The teal and peach tones work together well, creating a sense of depth and mood despite the lack of literal representation. The right image demonstrates better artistic interpretation and skill in its execution, even if less directly tied to the original.', 'winner': 1} (❌ misaligned)</p>			
Reasoning via ArtCoT (Ours) 	<p><b>CS-Analyzer:</b> {'style_reason': 'The image on the right better captures the vibrant, stylized aesthetic reminiscent of the specified artists. It demonstrates a stronger sense of movement and fluidity, aligning more closely with the digital art styles mentioned.', 'content_reason': 'The image on the left preserves the basic elements of the original scene (mountains, water, sunset) more effectively, albeit with a heavily stylized color palette. The right image retains less of the original composition.', 'style_winner': 1, 'content_winner': 0}</p> <p><b>Art Critic:</b> {'reflection': ""}</p> <p>"The prompt requests an analysis of two stylized images at the bottom, comparing them to the style of several artists and Disney, emphasizing digital art, high detail, intricacy, sharp focus, and popularity on ArtStation HQ.</p> <p>Let's examine the visual features essential to the specified style. Artists like Lois van Baarle, Loish, Ross Tran, Sam Yang, Artgerm, and Saruei, alongside Disney's digital work, are known for several key features:</p> <ul style="list-style-type: none"> <li><b>Highly detailed rendering:</b> This includes intricate textures, smooth gradients, and fine details in both environments and characters (though only environments are present here).</li> <li><b>Dynamic lighting and color palettes:</b> Often vibrant and saturated, they employ dramatic lighting to create mood and highlight important areas.</li> <li><b>Strong sense of composition:</b> They use leading lines, rule of thirds, and other compositional techniques to create visual impact.</li> <li><b>Stylized realism:</b> Although not photorealistic, they aim for a believable depiction of form and light.</li> </ul> <p>Looking at the bottom images, neither fully captures the essence of the referenced artistic styles. The top image serves as a good reference point for the subject matter - a mountain range reflected in a lake at sunset. The bottom two images are attempts to reproduce this in the requested style, but are less successful:</p> <ul style="list-style-type: none"> <li><b>Image 1 (left):</b> This image shows a significant departure from the detail and realism. The colors are strongly saturated, but the gradients are not smooth or nuanced, and the rendering of the mountains and water lacks the fine detail and texture seen in the work of the listed artists. There are noticeable distortions and a lack of sharp focus.</li> <li><b>Image 2 (right):</b> This image displays a more abstract interpretation. While it uses a vibrant color palette, it lacks the detailed rendering and careful composition found in the style guide. The forms are more suggestive than precise, and the 'reflection' is highly stylized and doesn't maintain the integrity of the original reflection. The color shifts are abrupt and inharmonious in places.</li> </ul> <p>In conclusion, while the bottom images attempt to capture the <i>vibrant color</i> and <i>general mood</i> of the source image and the requested style, they fail to achieve the <i>high level of detail</i>, <i>sharp focus</i>, <i>intricate textures</i>, and <i>realistic rendering</i> that define the styles of the mentioned artists and Disney. The content of the top image is not well-preserved in the specific art style due to lack of technical skill and rendering. There are significant artifacts, distortions, and inharmonious color patterns in both bottom paintings, particularly evident in image 1's gradient shifts and image 2's abstract and unclear forms. }</p> <p><b>Summarizer:</b> {'winner': 0} (✅ aligned)</p>			





Input		<b>Style:</b>  <i>painting by Georges Seurat, oil on canvas</i>	<b>2AFC</b>  	<b>Human judgement:</b> 1 (right > left)
Baseline Reasoning 	<b>Base:</b> {'winner': 0} (✗ misaligned)  <b>Zero-Shot CoT:</b> { 'thinking': "Both stylized images attempt to capture the essence of Seurat's pointillist technique, using small dots of color to create the overall image. However, the left image (0) more effectively mimics Seurat's style and successfully translates the scene's content. The right image (1), while showing a pointillist approach, lacks the cohesiveness and nuanced color blending characteristic of Seurat's work. The color palette in the left image is more vibrant and evocative of Seurat's use of color, while the right image's colors appear somewhat muted and less expressive. The composition and perspective in the left image are also better preserved, resulting in a more recognizable and engaging scene. Therefore, the left image better captures the aesthetic qualities of Seurat's style.", 'winner': 0 } (✗ misaligned)			
Reasoning via ArtCoT (Ours) 	<p><b>CS-Analyzer:</b> {'style_reason': 'The image on the right more accurately captures the pointillist style of Seurat, with distinct dots of color creating the image, rather than the more impressionistic brushstrokes of the left image.', 'content_reason': 'The image on the left preserves the content of the source image more faithfully. The building and street scene are largely recognizable, even if stylized. The image on the right alters the content significantly.', 'style_winner': 1, 'content_winner': 0}</p> <p><b>Art Critic:</b> { 'reflection': ""</p> <p>The two stylized images at the bottom attempt to emulate the pointillist style of Georges Seurat, but with varying degrees of success. Let's analyze the key features:</p> <p><b>**Essential Visual Features of Seurat's Style:**</b></p> <ul style="list-style-type: none"> <li><b>**Pointillism:**</b> Small, distinct dots of pure color applied directly to the canvas, creating the illusion of blended color when viewed from a distance. The dots themselves are not blended on the canvas, but optically mix in the viewer's perception.</li> <li><b>**Optical Mixing:**</b> The viewer's eye blends the juxtaposed dots of color, creating a sense of luminosity and vibrancy.</li> <li><b>**High level of detail:**</b> Although using dots, the painting possesses a remarkably high level of detail. Seurat carefully positioned and sized the dots to achieve a wide spectrum of tonal variations.</li> <li><b>**Strong compositional structure:**</b> Seurat's works are known for their strong compositional unity, creating a balanced and harmonious arrangement of shapes and forms. He often utilized classical approaches to composition.</li> <li><b>**Muted Palette with Bright Accents:**</b> Though the palette tends towards muted, natural tones, Seurat uses bright, pure colors sparingly within the pointillist technique for highlights and focal points.</li> </ul> <p><b>**Comparison of Stylized Images:**</b></p> <p>Neither image fully captures the essence of Seurat's style. The attempt is evident, with the use of small color patches resembling dots. However, several factors detract from a true Seurat interpretation:</p> <ul style="list-style-type: none"> <li><b>**Inconsistent Dot Size and Application:**</b> The dots are not uniform in size or evenly spaced, a key characteristic of Seurat's technique. This makes the optical mixing less effective.</li> <li><b>**Lack of Optical Mixing:**</b> The color blending in both images appears more like digital processing than true optical mixing. The dots do not appear to visually blend in the same way as Seurat's paintings.</li> <li><b>**Color Palette:**</b> The colors in both images often lack the subtlety and luminosity achieved through Seurat's careful selection and juxtaposition of complementary colors.</li> <li><b>**Content Preservation:**</b> The content of the top image is only partially well preserved. Both stylized images fail to render the subtle details of the original photograph with the level of detail associated with Seurat's work. They simplify and flatten the perspective. They present a more cartoonish feel than a finely wrought painting would.</li> <li><b>**Artifacts and Distortions:**</b> The left image shows evident artifacts which appear to be hallmarks of the style transfer algorithms used, giving the image an unnatural look which Seurat's work avoids. Some areas lack detailed structure and look more like impressionistic washes rather than well-rendered dotwork. This causes disharmony in color and detail. The right image has some of the same digital flaws, though the degree is less jarring.</li> </ul> <p><b>**Conclusion:**</b></p> <p>While the intent to recreate Seurat's pointillist style is clear, both bottom images fall short of achieving a genuinely authentic reproduction. The technique is approximated, but the vital aspects of consistent dot application, true optical mixing, and the nuanced color palette are missing. Therefore, as an expert in art, I would not agree with a claim that the bottom images are a successful representation of Seurat's painting style. They are at best, digital interpretations influenced by the broader aesthetic of Post-Impressionism."" }</p> <p><b>Summarizer:</b> {'winner': 1} (✓ aligned)</p>			





Input	<b>Content</b> 	<b>Style:</b>  <i>Pixel art retro style, digital pixel art</i>	<b>2AFC</b> 	<b>Human judgement:</b> 0 (left>right)
Baseline Reasoning 	<b>Base:</b> {'winner': 1} (✗ misaligned)			
	<b>Zero-Shot CoT:</b> { 'thinking': "Both stylized images utilize a pixel art approach, but differ significantly in their aesthetic quality and effectiveness in representing the source image. The left image (0) attempts to capture the scene's details and colors, but the result is a <b>chaotic and visually overwhelming</b> jumble of pixels. The color <b>palette feels jarring</b> and lacks harmony. The right image (1), while also using pixel art, employs a more restrained and effective approach. The color palette is simpler and more cohesive, creating a more unified and visually pleasing image. Though it simplifies the scene significantly, it maintains the essential elements and composition, resulting in a more successful and <b>aesthetically pleasing</b> pixel <b>art interpretation</b> . The right image demonstrates a better understanding of pixel art principles, focusing on effective use of color and simplification to create a stronger <b>visual impact</b> ." , 'winner': 1 } (✗ misaligned)			
Reasoning via ArtCoT (Ours) 	<b>CS-Analyzer:</b> {'style_reason': 'The left image uses a more vibrant and varied color palette, better capturing the retro pixel art aesthetic. The right image is more muted and less evocative of classic pixel art.', 'content_reason': 'The left image maintains a better representation of the scene, including the woman walking on a path, the vegetation, and the general layout. The right image loses significant detail and almost completely obscures the content of the original image.', 'style_winner': 0, 'content_winner': 0}			
	<b>Art Critic:</b> { 'reflection': "The two bottom images are attempts at recreating the top image in a pixel art retro style. However, while they capture the general composition – a person walking on a path – the execution is not entirely successful in achieving a cohesive 'pixel art retro' aesthetic.  Essential visual features of pixel art retro style include: a limited color palette, clearly defined pixel blocks, a low resolution (resulting in blockiness), and a simplified representation of forms. While both bottom images utilize a limited palette and low resolution, they lack the clean, defined pixel blocks characteristic of the style. Instead, they display a dithering effect and color blending that softens the pixel boundaries, reducing the distinctive 'pixelated' look. The resulting images appear more like low-resolution digital paintings than pixel art. The content of the top image is only partially preserved. The basic scene (person on path, vegetation) is recognizable, but many details are lost. The colors in the pixel art versions, particularly in the first example, bear little resemblance to the originals. They are overly vibrant and seem almost arbitrary in their application, lacking the intentional and often limited color choices common to retro pixel art styles.  Artifacts are present. The first image exhibits a notable amount of color banding and irregular block distribution, suggesting the conversion process was imperfect. The second image suffers less from this but still lacks the crispness and clean linework typical of pixel art. Both show a loss of detail and a lack of precision in the rendering of the subject, and the path/surroundings. Inharmonious color patterns are evident, particularly in the exaggerated, often unnatural color combinations used in the first image. The second is better in terms of harmonious use of colour, despite lacking the other aspects of a good pixel art piece."}			
	<b>Summarizer:</b> {'winner': 0} (✓ aligned)			



Input		<b>Style:</b>  <i>painting by Caravaggio, oil on canvas</i>	<b>2AFC</b> 	<b>Human judgement:</b> 0 (left>right)
Baseline Reasoning	<b>Base:</b> {'winner': 0} (✅ misaligned)  <b>Zero-Shot CoT:</b> {'thinking': 'The goal is to determine which stylized image has better aesthetic quality. The left image attempts a Caravaggio style with some success in the dark tones and chiaroscuro. However, the background is too simplistic and doesn't possess the richness and complexity one would expect from a Caravaggio painting. The figures lack the strong anatomical detail and expressive power found in Caravaggio's work. The right image, while stylistically less coherent, offers a more textured and evocative background. The figures, though somewhat indistinct, convey a sense of weight and presence through their posture. The overall atmosphere is more in keeping with the dramatic and psychological intensity found in Caravaggio's works. Therefore, I favor the right image for its greater evocation of a Caravaggio-esque atmosphere.'; 'winner': 1} (❌ misaligned)			
Reasoning via ArtCoT (Ours)	<p><b>CS-Analyzer:</b> {'style_reason': 'The image on the right better captures the chiaroscuro and dramatic use of light and shadow characteristic of Caravaggio, creating a more intense and evocative mood.', 'content_reason': 'Both images preserve the content reasonably well, showing four figures seated on a bench. The left image is slightly more accurate in representing the figures and their clothing.', 'style_winner': 1, 'content_winner': 0}</p> <p><b>Art Critic:</b> {  'reflection': As an art expert specializing in the style of Caravaggio, I can offer an analysis of the stylized images. The prompt suggests that the two bottom images are rendered in the style of a 'painting by Caravaggio, oil on canvas'. Let's examine this claim.</p> <p><b>**Essential Visual Features of Caravaggio's Style:**</b> Caravaggio's paintings are characterized by several key features:</p> <p><b>**Tenebrism:**</b> The dramatic use of light and shadow (chiaroscuro), with strong contrasts between brightly lit figures and dark backgrounds. This creates a sense of drama and intensity, focusing the viewer's attention on specific points within the composition.</p> <p><b>**Realism:**</b> Although idealized, his figures possess a strong sense of realism, with visible textures, and believable anatomy, even if the overall context is theatrical.</p> <p><b>**Emotional Intensity:**</b> His works often depict intense emotional states—suffering, joy, or anger—expressed through the figures' postures, expressions, and the overall composition.</p> <p><b>**Composition:**</b> His compositions are often carefully arranged to guide the viewer's eye through the scene. This is achieved through the interplay of light, shadow, and the placement of the figures. He often uses diagonals and triangles to create dynamism.</p> <p><b>**Impasto:**</b> In oil painting, impasto involves applying paint thickly, creating texture and enhancing the visual interest. Caravaggio's brushwork often shows impasto technique.</p> <p><b>**Analysis of the Bottom Images:**</b></p> <p>Neither of the bottom images convincingly capture the essence of Caravaggio's style. They lack the key tenebrism, realistic rendering of figures, and the emotional intensity that define his work. The stylistic elements are more reminiscent of other movements or digital art filters instead of Caravaggio's realism and use of light. The figures in both images appear somewhat distorted and lack the detailed anatomy and realistic proportions common in Caravaggio's painting. The color palette is far less rich, nuanced, and natural. It is not a representation of oil on canvas. The lighting in both images is not realistically presented; it does not possess the dramatic contrast that's signature of his work.</p> <p><b>**Content Preservation:**</b></p> <p>The content (people sitting on a bench) is somewhat preserved, but the artistic representation fails to capture the spirit of Caravaggio. It doesn't translate the simple scene into the emotional depth or painterly quality for which Caravaggio is famous.</p> <p><b>**Artifacts and Distortions:**</b></p> <p><b>**Bottom Left:**</b> Shows significant artifacts. The background is a rather crudely painted-looking setting; the characters appear flat, unlike Caravaggio's detailed portrayals. There's a jarring bright blob in the background that's completely anachronistic to the period.</p> <p><b>**Bottom Right:**</b> The colors are muddy and lack the vibrancy of Caravaggio's palette. The figures are distorted and lack definition, with a painterly effect that is more akin to impressionism than to Caravaggio's meticulous detail and highly refined realism. The background texture looks unnatural and digital.</p> <p><b>**Conclusion:**</b> The assertion that the bottom images are in the style of Caravaggio is incorrect. While the subject matter is somewhat similar, the artistic execution completely misses the critical elements of Caravaggio's style. The images lack the required lighting, composition, realism, and emotional intensity to be considered even remotely similar to his works."}</p> <p><b>Summarizer:</b> {'winner': 0} (✅ aligned)</p>			





Input	<b>Content</b> 	<b>Style:</b>  <i>Anime-style illustration in the style of Hayao Miyazaki, featuring whimsical characters and vibrant landscapes</i>	<b>2AFC</b> 	<b>Human judgement:</b> 0 (left>right)
Baseline Reasoning 	<b>Base:</b> {'winner': 1} (✗ misaligned)			
	<b>Zero-Shot CoT:</b> {'thinking': "The left image attempts to render the bookstore in a style reminiscent of anime, but the execution is uneven. The lines are <b>somewhat</b> shaky, and the color palette lacks the vibrancy and harmony typically associated with high-quality anime. While it captures the essence of the bookstore's architecture, it doesn't achieve a cohesive or aesthetically pleasing anime style. The right image, however, is a more successful <b>artistic interpretation</b> . It effectively integrates the characters and landscape into a style that evokes the whimsical and vibrant aesthetic of Hayao Miyazaki's work. The color palette is bold and expressive, the character designs are charming, and the landscape adds a compelling narrative element. The overall composition is stronger and more aesthetically pleasing."} {'winner': 1} (✗ misaligned)			
Reasoning via ArtCoT (Ours) 	<b>CS-Analyzer:</b> {'style_reason': 'The right image demonstrates a more successful and vibrant application of the requested comic and manga style elements, with more dynamic color strokes and exaggerated features. The left image attempts a similar style but lacks the same level of visual energy and clarity.', 'content_reason': 'Both images retain the core content, a bakery display with pastries and customers, but the right image simplifies it significantly, losing some detail, while the left image attempts to preserve more.', 'style_winner': 1, 'content_winner': 0}			
	<b>Art Critic:</b> {'reflection': "The prompt requests an evaluation of two stylized images (bottom row) based on whether they successfully emulate an 'Anime-style illustration in the style of Hayao Miyazaki, featuring whimsical characters and vibrant landscapes'."} <p>Let's analyze this assertion: <b>**Essential Visual Features of the Target Style:**</b> Hayao Miyazaki's style is characterized by several key visual elements. These include:</p> <ul style="list-style-type: none"> <li><b>**Whimsical Character Design:**</b> Rounded, expressive characters often with slightly exaggerated features. Emphasis on emotional nuance in their poses and expressions.</li> <li><b>**Vibrant, often slightly surreal Landscapes:**</b> Backdrops are lush and detailed, incorporating elements of fantasy and nature, sometimes with a touch of the ethereal or otherworldly.</li> <li><b>**Warm Color Palettes:**</b> Miyazaki frequently employs rich, saturated colors, but typically with a harmonious balance to avoid jarring contrasts.</li> <li><b>**Detailed Backgrounds:**</b> Environments are meticulously rendered, often showing a remarkable attention to detail.</li> <li><b>**Linework and Style:**</b> A distinct style of line art, often softer and less rigid than some other anime styles, is used, with a balance between clean lines and a painterly quality.</li> </ul> <p><b>**Image 1 (Anime Style Bookstore):**</b> This image shows a successful translation of the original bookstore image into an anime style. The color palette is relatively harmonious, and there's a clear stylistic choice which evokes anime. However, it falls short of capturing a true Miyazaki-esque aesthetic. While vibrant, the colors lack the slightly muted warmth often seen in his work. The whimsical element isn't as strongly present; it simply looks like an anime depiction of a bookstore rather than a Miyazaki inspired scene.</p> <p><b>**Image 2 (Anime Style Landscape):**</b> This image more strongly reflects a whimsical, anime-style landscape. The color palette is certainly vibrant, leaning toward a more stylized and even slightly artificial look. The characters show a playful design. However, the landscape, while vibrant, lacks the lush detail typical of Miyazaki's backgrounds; it appears more flat in terms of depth and texture. The color choice, while intense, doesn't possess the warmth and harmony associated with Miyazaki's style, creating somewhat of an inharmonious color pattern. While the characters have the potential to be considered whimsical, the style lacks the distinctive linework and soft details observed in Miyazaki's works.</p> <p><b>**Content Preservation:**</b> The original image of the bookstore is relatively well-preserved in both versions. The structure and details are recognizable, although the anime rendition alters the visual feel. In the second image (landscape), the new elements (characters and landscapes) replace the original, so this isn't applicable.</p> <p><b>**Artifacts, Distortions, and Inharmonious Colors:**</b> Both stylized images exhibit some artifacts from the stylization process. Image 1 shows minor inconsistencies in linework and color blending. Image 2 displays more pronounced color choices that, while vibrant, verge on jarring and inharmonious. The landscape feels flatter than it should in a true Miyazaki-style rendering. The artifacts are largely due to the artistic choices made during stylization, not necessarily flaws in the process.</p> <p><b>**Conclusion:**</b> While both images show a successful attempt at stylization, neither fully captures the essence of a 'Miyazaki-style' Anime illustration. They borrow some elements, like whimsical characters and vibrant palettes, but lack the specific details of linework, harmonious color blending, and depth of detail that are hallmarks of Miyazaki's art. The attempt is laudable, but not fully realized in the specific style requested."</p> <b>Summarizer:</b> {'winner': 0} (✓ aligned)			

Input	<b>Content</b> 	<b>Style:</b>  <i>Impressionist painting, oil on canvas</i>	<b>2AFC</b> 	<b>Human judgement:</b> 1 (right > left)
Baseline Reasoning 	<p><b>Base:</b> {'winner': 1} (✅ aligned)</p> <p><b>Zero-Shot CoT:</b> {'thinking': "The left image attempts to mimic an Impressionistic style through blurring and muted colors. However, the result lacks the vibrancy and expressive brushstrokes characteristic of Impressionism. The right image, while not perfectly replicating an oil on canvas texture, captures a more successful <b>Impressionistic feel</b>. The warm lighting, visible brushstrokes (though digital), and overall composition create a more cohesive and <b>aesthetically pleasing</b> artwork. The left <b>image feels more</b> like a poorly executed filter than a genuine <b>artistic interpretation</b>."}, 'winner': 1} (✅ aligned)</p>			
Reasoning via ArtCoT (Ours) 	<p><b>CS-Analyzer:</b> {'style_reason': 'The right image demonstrates a more successful emulation of Impressionist techniques, particularly in its use of color and light. The brushstrokes are more varied and expressive, creating a sense of movement and atmosphere reminiscent of Impressionist masters. The left image, while attempting a similar style, results in a more muddy and less defined application of paint.', 'content_reason': 'Both images retain the essential components of the source image - the buildings, palm trees, walkway, and kiosks. However, the right image better preserves the overall composition and spatial relationships of these elements. The left image, in its attempt to mimic the Impressionist style, sacrifices some clarity and precision in depicting the scene.', 'style_winner': 1, 'content_winner': 1}</p> <p><b>Art Critic:</b> {'reflection': "The two stylized images at the bottom attempt to emulate the Impressionist style of oil on canvas, but with varying degrees of success. Let's analyze based on key Impressionist features:</p> <p><b>**Essential Visual Features of Impressionism:**</b> Impressionism is characterized by visible brushstrokes, a focus on light and its effects on color, capturing the fleeting moment, and often depicting everyday scenes. The use of pure, unmixed colors placed side-by-side to create optical mixing is also key. The style prioritizes capturing the sensation of a scene rather than perfect representation.</p> <p><b>**Content Preservation:**</b> The content from the top image is largely preserved in both stylized versions. The main architectural elements (buildings, palm trees), the walkway, and even some smaller details like the kiosks are recognizable. However, the degree of detail varies.</p> <p><b>**Image 1 (left bottom):**</b> This image shows a more muted color palette and somewhat blurry rendering. The brushstrokes are less defined and more like a soft smudge than the characteristic short, visible strokes of Impressionism. While attempting to capture the 'impression' of the scene, it lacks the vibrancy and distinct color contrasts expected in an Impressionist piece. There is a slight artifact of blurring, particularly noticeable in the trees and some building details. It might be described as more of an impressionistic filter applied to a photograph than a true artistic rendering in the style.</p> <p><b>**Image 2 (right bottom):**</b> This image fares better in capturing some essential elements of Impressionism. The use of color is richer and more varied, with visible brushstrokes, particularly in the sky and foliage, although these strokes are not uniformly 'short' as is typical. The handling of light and shadow is better demonstrated, creating a more evocative mood. However, the level of detail is still significantly simplified. Some color choices appear slightly inharmonious, specifically the unnatural, intense orange/red in the foliage, which detracts from the overall coherence. There's a visible shift in color temperature from the background to the foreground.</p> <p><b>**Overall:**</b> Neither image fully captures the essence of Impressionist oil painting. While both retain the scene's core elements, neither consistently showcases the short, distinct brushstrokes, vibrant, optically mixed color palette, nor the spontaneous feeling that defines the style. They are more digital interpretations of an Impressionist effect rather than genuine paintings done in the manner of Monet, Renoir, or Pissarro. The attempts are visible; however they fall short of a true artistic rendition in the Impressionistic style due to several artifacts and distortions of color and brushwork.}</p> <p><b>Summarizer:</b> {'winner': 1} (✅ aligned)</p>			



Input	<div>Content</div> 	<div>Style:</div> <p><i>Romanticism rich colors and dramatic landscapes inspired by Friedrich with expressive sky tones, oil on canvas</i></p>	<div>2AFC</div> 	<div>Human judgement:</div> <p>0 (left&gt;right)</p>
Baseline Reasoning	<p><b>Base:</b> {'winner': 1} (✗ mis-aligned)</p> <p><b>Zero-Shot CoT:</b> {'thinking': "The left image attempts a romanticized portrait style, incorporating surreal elements with the background. However, the execution <b>feels somewhat flat</b> and lacks the depth and emotional resonance of true Romanticism. The color palette is muted, and the overall effect is less dramatic than intended. The right image, on the other hand, is a more <b>successful interpretation</b> of the style. The fiery red figure against a dramatic, expressive sky evokes a strong <b>emotional response</b>, aligning with the core principles of Romanticism. The use of light and shadow, and the overall composition, creates a more powerful and aesthetically compelling artwork. The dramatic sky, reminiscent of Caspar David Friedrich's work, adds a significant layer of depth and <b>meaning</b>."}, 'winner': 1} (✗ misaligned)</p>			
Reasoning via ArtCoT (Ours)	<p><b>CS-Analyzer:</b> {'style_reason': 'The image on the right better captures the dramatic, expressive sky tones and landscape elements characteristic of Romanticism, particularly Friedrich's style. The clouds are more dynamic and the overall color palette is richer and more evocative.', 'content_reason': 'Both images preserve the figure's pose and clothing reasonably well. The image on the left distorts the face slightly, losing some of the likeness, while the image on the right is more faithful in its representation of the person.', 'style_winner': 1, 'content_winner': 1}</p> <p><b>Art Critic:</b> {'reflection': "As an art expert, I would offer a nuanced assessment of the provided images and their relation to the specified artistic style. The prompt requests an analysis of the bottom two images as if they were painted in the style of Romanticism, specifically referencing Caspar David Friedrich's dramatic landscapes and expressive skies, using rich colors and oil on canvas. Let's examine this claim.</p> <p><b>**Essential Visual Features of the Specified Style:**</b> A painting truly embodying this style would necessitate several key features:</p> <p><b>**Dramatic Landscapes:**</b> Friedrich's works often feature vast, awe-inspiring landscapes – often featuring mountains, forests, or seas – that evoke a sense of sublime power and the insignificance of humanity in the face of nature.</p> <p><b>**Expressive Skies:**</b> The sky is frequently a dominant element, conveying emotional intensity through swirling clouds, dramatic lighting (often with a strong contrast between light and shadow), and intense color.</p> <p><b>**Rich Colors:**</b> While not necessarily overly vibrant, the colors should be deeply saturated and evocative, contributing to the overall emotional impact of the piece. Think of deep blues, fiery oranges, and somber browns.</p> <p><b>**Oil on Canvas:**</b> The medium is crucial for achieving the texture and depth of color associated with Romantic painting.</p> <p><b>**Sublime/Emotional Impact:**</b> A sense of awe, mystery, or melancholy is central to Romanticism. The artwork should evoke strong emotions in the viewer.</p> <p><b>**Figures:**</b> Often, figures are included but appear small within the vast landscape, emphasizing the immensity of nature.</p> <p><b>**Content Preservation and Artistic Style:**</b></p> <p>The top image, the photograph of the woman in a business suit, is not well-preserved in the style of Romantic painting. The bottom two images attempt to emulate the <i>*subject matter*</i> (the woman in a suit) in a Romantic-inspired <i>*style*</i>, but with varying success.</p> <p><b>**Image on the Left:**</b> This stylized portrait attempts to create a mood, using warm lighting and a somewhat surreal, dream-like background with repeating architectural forms. However, this is more akin to Surrealism and Symbolist movements than Romanticism. The style is not entirely in line with the intended features (dramatic landscape, expressive sky). The background does suggest an attempt at something grander, but it fails to evoke the vastness and awe associated with the Romantic landscape.</p> <p><b>**Image on the Right:**</b> This image is much closer to achieving the desired style. It incorporates dramatic cloud formations in the sky—a characteristic feature of Friedrich's works—and uses a strong contrast in lighting (red-toned subject against a relatively brighter sky). It does, however, depart slightly in using the intensely saturated red tone of the figure; this is more reminiscent of Expressionism than the more subdued palette, generally found in Romanticism. It evokes a strong emotional impact.</p> <p><b>**Artifacts, Distortions, and Color Inharmonious:**</b></p> <p>Neither image displays significant artifacts or distortions. Both are digitally created or enhanced, and the level of smooth blending, and the sharp detail are likely a result of digital tools rather than inherent characteristics of oil painting. In the left image, however, there is a slight stiffness and lack of fluidity in the way light plays on the figure's clothing that might be considered inharmonious with the background. In the right image, the jarring redness of the person's face against the more naturalistic palette might feel dissonant to some viewers. The style is not entirely cohesive.</p> <p>In summary, while the artist clearly intended to capture the essence of Romantic landscape painting in the right-hand image, it falls short of fully capturing the stylistic conventions and essential features of the described style. The left image employs elements of other stylistic movements more prominently."}</p> <p><b>Summarizer:</b> {'winner': 0} (✓ aligned)</p>			

Input	<b>Content:</b> 	<b>Style:</b>  <i>painting by Jean Dubuffet</i>	<b>2AFC</b> 	<b>Human judgement:</b> 1 (right>left)
Baseline Reasoning	<p><b>Base:</b> {'winner': 1} (✅ aligned)</p> <p><b>Zero-Shot CoT:</b> { 'thinking': "Both stylized images attempt to capture the essence of a bag of popcorn in the style of Jean Dubuffet. However, the right image (1) is more successful. The left image (0) uses Dubuffet-esque linework and color blocking but the composition feels less resolved and the rendering of the popcorn itself is unclear. It's more of an abstract representation than a stylized popcorn. The right image, while also abstract, better represents the visual texture and form of a bag of popcorn within its overall bold composition. The colors and lines are more integrated to convey a sense of depth and form, leading to a more satisfying aesthetic outcome. Therefore, the right image displays a stronger grasp of both Dubuffet's style and the subject matter.", 'winner': 1} (✅ aligned)</p>			
Reasoning via ArtCoT (Ours)	<p><b>CS-Analyzer:</b> {'style_reason': 'The right image demonstrates a better understanding of Dubuffet's texture and color palette application. It uses bolder outlines and a more varied color scheme, creating a more dynamic and expressive piece that is reminiscent of Dubuffet's work. The left image, while attempting a similar style, appears less refined and lacks the visual richness of the right.', 'content_reason': 'Both images successfully capture the essence of the popcorn bag, although the representation of popcorn is somewhat abstracted in both. The right image arguably does a slightly better job of capturing the form of the bag. The left image abstracts the content almost completely to the point where it becomes ambiguous.', 'style_winner': 1, 'content_winner': 1}</p> <p><b>Art Critic:</b> {  'reflection': "The bottom two images attempt to emulate the style of Jean Dubuffet, but with varying degrees of success. Dubuffet's work is characterized by several key visual features:  <b>**Primitivism and Naiveté:**</b> A deliberate rejection of academic painting techniques in favor of a raw, childlike, or 'art brut' aesthetic. His work often features simplified forms and bold outlines.  <b>**Texture and Materiality:**</b> Dubuffet was deeply interested in the physical properties of paint, often employing thick impasto or incorporating unconventional materials into his canvases. This creates a sense of tactile roughness.  <b>**Emphasis on Gesture and Process:**</b> The visible brushstrokes or markings in his paintings are often prominent, highlighting the act of creation itself.  <b>**Non-representational or Abstract elements:**</b> While sometimes incorporating recognizable imagery, Dubuffet frequently utilized abstract forms and patterns to convey emotion or experience rather than literal representation.</p> <p>Analyzing the bottom images through this lens:</p> <p><b>**Image 1 (left):**</b> This image exhibits some Dubuffet-esque qualities. The bold black outlines and simplified shapes are reminiscent of his style. However, the color palette is relatively limited, and the texture is absent. It lacks the spontaneous and gestural quality present in most Dubuffet artworks. The overall effect is more graphic design than painting. The content (popcorn) is poorly preserved in the chosen style; the shape is too literal, and the depiction is somewhat stiff and lacks the organic feel of Dubuffet's work.</p> <p><b>**Image 2 (right):**</b> This image is more successful in capturing the essence of Dubuffet's style. The use of thick lines, varied textures through color application, and the somewhat disjointed nature of the composition create a closer parallel to Dubuffet's approach. The popcorn is more abstractly represented and integrated into the overall painting's composition. There are some distinct brushstroke-like patterns in the blues and oranges that add a gestural quality. Yet, even in this artwork, a deeper exploration of texture and materiality could elevate it closer to the genuine Dubuffet style. The colors, while bold, are somewhat inharmonious but could be interpreted as intentional within this specific style.</p> <p><b>**Overall:**</b> Neither image fully captures the nuances of Dubuffet's art. They offer approximations or suggestive references. To achieve a more authentic emulation, a greater emphasis on textured paint application, a richer color palette, and a more spontaneous and less precise application of the lines and shapes would be essential.  }</p> <p><b>Summarizer:</b> {'winner': 1} (✅ aligned)</p>			

Input	<b>Content</b> 	<b>Style:</b>  <i>Expressionist color fields</i>	<b>2AFC</b> 	<b>Human judgement:</b> 0 (left>right)
Baseline Reasoning 	<p><b>Base:</b> {'winner': 1} (✗ mis-aligned)</p> <p><b>Zero-Shot CoT:</b> {'thinking': "The top image provides a charming, realistic scene of a toddler interacting with a puppy. Both bottom images attempt to capture the essence of this scene through the lens of Expressionist color fields. The left image (0) uses vibrant, almost thermal-imaging-like colors to convey <b>emotion and energy</b>. However, the application of these colors <b>feels somewhat arbitrary</b> and lacks the cohesive visual structure of a successful color field painting. The right image (1), while less directly representative of the original scene, demonstrates a more sophisticated understanding of color field principles. The composition is stronger, with <b>a clear sense of</b> depth and visual weight distribution. The colors, although abstract, work together harmoniously to create a unified and <b>aesthetically pleasing whole</b>. While both interpretations utilize expressive color palettes, the right image displays a greater mastery of composition and color harmony, making it the stronger artwork."}, 'winner': 1} (✗ misaligned)</p>			
Reasoning via ArtCoT (Ours) 	<p><b>CS-Analyzer:</b> {'style_reason': 'The image on the right better captures the essence of Expressionist color fields with its bold, sweeping brushstrokes and simplified forms, creating a more evocative and emotionally resonant piece. The left image, while exhibiting some color field characteristics, appears more like a distorted photograph than a true expressionist work.', 'content_reason': 'The image on the left preserves more of the original image\\s content, albeit in a highly stylized manner. We can still clearly identify the child and the puppy. The image on the right retains almost no recognizable content from the original photograph.', 'style_winner': 1, 'content_winner': 0}</p> <p><b>Art Critic:</b> {'reflection': "The two bottom images attempt to emulate Expressionist color field painting, but with varying degrees of success. Let's break down the essential visual features of Expressionist color fields and then assess each image:</p> <p><b>**Essential Features of Expressionist Color Field Painting:**</b></p> <p><b>**Emphasis on Color and Emotion:**</b> Color is not merely descriptive but conveys raw emotion and psychological states. Vibrant, often non-naturalistic hues are used to evoke feeling rather than represent reality. The application of the paint itself - thick impasto or thin washes -often communicates emotional intensity.</p> <p><b>***Abstraction:**</b> Figurative elements are often minimized or entirely absent. The focus is on the interplay of color and form itself.</p> <p><b>***Large Scale and Flatness:**</b> Color fields often span large canvases, creating a sense of immersion and immediacy. The paintings aim for a flat pictorial plane, minimizing depth and perspective.</p> <p><b>***Gestural Brushwork:**</b> While some color field paintings are highly controlled, many reveal the artist's gestural brushstrokes, giving a sense of dynamism and spontaneity.</p> <p><b>**Analysis of the Stylized Images:**</b></p> <p><b>**Image 1 (Child and Dog):**</b> This image employs a highly saturated, almost psychedelic color palette. The brushstrokes are visible, hinting at a gestural approach. However, the subject matter (the child and dog) is still clearly recognizable, which clashes with the abstract emphasis of true color field painting. The intense, almost random application of color, while vivid, lacks the cohesion and emotional unity often found in Expressionist color fields. The overall impression is one of digital manipulation rather than authentic painterly expression. There's a significant amount of distortion and arguably, inharmonious color combinations that lack a unifying emotional theme.</p> <p><b>**Image 2 (Landscape):**</b> This image is closer to the style, showcasing a more abstract landscape. The bold blocks of color recall the influence of artists like Barnett Newman, but the brushwork is comparatively more controlled and lacks the raw emotional energy often found in Expressionist color field works. The color palette is less jarring than image 1 and arguably more harmonious, but the overall effect is muted and lacks the expressive intensity of classic examples. While exhibiting some key elements, it feels more like a stylistic interpretation than a true embodiment of the Expressionist color field movement. There are no significant artifacts or distortions in this image.</p> <p><b>**Conclusion:**</b>Neither image fully captures the essence of Expressionist color field painting. Image 2 comes closer by virtue of its abstraction and more considered color palette, but both lack the profound emotional resonance and painterly presence found in the work of major exponents of the movement. The top image's content is not well-preserved; it's significantly altered and loses its original meaning. The attempts at stylization are interesting but ultimately fall short of effectively conveying the style's core principles.</p> <p>}</p> <p><b>Summarizer:</b> {'winner': 0} (✓ aligned)</p>			






Figure 10: Random sample of content images from FineArtBench



**Table 8: Template for different prompting methods. [STYLE] stands for placeholder for the style prompt, and [IMAGE] stands for placeholder for image tokens.**

Base Prompt	Zero-Shot CoT	CS Analyzer	ArtCoT Art Critic	Summarizer
'[IMAGE]' You are an expert in fine art. A source image (top) and two different stylized images (bottom) in the style of '[STYLE]' are presented to you. Consider both the content and style, which stylized image is better in terms of overall aesthetic quality as an artwork? Return your decision in a Python Dict, ['winner':int]. '0' means the left is better while '1' means the right is better. Do not answer any other things.	'[IMAGE]' {"request": "You are an expert in fine art. A source image (top) and two different stylized images (bottom) in the style of '[STYLE]' are presented to you. Consider both the content preservation and style fidelity, which stylized image is better in terms of overall aesthetic quality as an artwork?". Return the reason and your decision in short in format of a Python Dict 'thinking':str, 'winner':int. '0' means the left is better while '1' means the right is better.", "response": "{ 'thinking': 'Let's think step by step,	'[IMAGE]' You are an expert in fine art. A source image (top) Two stylized images (bottom left and bottom right) in the style of '[STYLE]' are presented to you. Compare the content preservation and style fidelity of the two images, which one is better. Return your answer in a Python Dict, ['style_reason':str, 'content_reason':str, 'style_winner':int, 'content_winner':int]. '0' means the left is better while '1' means the right is better. Do not include any other string in your response.	'[IMAGE]' Take a closer look at the two stylized images at the bottom in the style of '[STYLE]'. As an expert in art, do you agree with above analysis? Compare and consider the following questions. What visual features is essential for the style of '[STYLE]'? Is the content at top well-preserved in the specific art style? Is there any artifact, distortion or inharmonious color patterns in either painting? Return your answer in a Python Dict, [reflection':str].	'[IMAGE]' Now we summarize. Based on above analysis and reflection, which stylized image at the bottom is better in terms of overall aesthetic quality as an **painting of the original content (top) in another style**? Return your answer in a Python Dict, ['winner':int]. '0' means the left is better while '1' means the right is better. Do not include any other string in your response.

**Table 9: Examples of style prompt****Randomly Sampled Style Prompts**

Bauhaus geometric abstraction with primary colors and clean lines  
 The Blue Boy by Thomas Gainsborough  
 Alphonse Mucha, Vincent van Gogh, Egon Schiele-inspired artwork with expressive color palettes and dynamic brush strokes  
 Cafe Terrace at Night by Vincent van Gogh  
 painting by Rumiko Takahashi, manga ink on paper  
 painting by Donato Giancola  
 Symbolist mystical and allegorical imagery inspired by Klimt, oil on canvas with intricate patterns  
 Low-poly 3D model, 3D rendering  
 guido crepax painting  
 epic, megadeth cover, aesthetically inspired by beksinski and dan mumford, trending on artstation, art by greg rutkowski, 8k  
 Imagery rich in symbolic and allegorical content  
 Surrealist dream-like elements reminiscent of Dalí  
 Cubist fragmented forms, oil on canvas  
 Girl with a Pearl Earring, oil on canvas, Baroque portrait renowned for its enigmatic expression and masterful lighting  
 Las Meninas  
 Thomas Gainsborough's 'The Blue Boy', a Rococo oil on canvas portrait known for its elegant attire and striking blue palette.  
 salvador dali painting  
 painting by Nanna Ditzel, mixed media  
 The Scream  
 painting by Pierre-Auguste Renoir, oil on canvas  
 in the style of Honor C. Appleton  
 painting by Grandma Moses  
 Anime-style illustration in the style of Hayao Miyazaki, featuring whimsical characters and vibrant landscapes  
 D&D, fantasy, elegant, pale, highly detailed, digital painting, artstation, concept art, illustration, art by alberto scorfano and james  
 jean and jason chan  
 painting by James Favaro  
 Water Lilies, oil on canvas, Impressionist series capturing the serene beauty of Monet's garden pond  
 painting by Vektroid, digital art  
 Minimalist line art by Saul Steinberg, ink on paper  
 Dark fantasy, Warhammer, ArtStation painted by Zdzisław Beksiński and Wayne Barlowe  
 fauvism style painting, oil on canvas, vibrant colors  
 Organic surrealism  
 Cinematic, dark scenes with film grain and deep, moody color tones  
 painting by Yves Klein, oil on canvas  
 Pop art colorful graphics  
 vaporwave aesthetic, synthwave, digital painting, artstation, concept art, smooth, sharp focus, art by artgerm and greg rutkowski and  
 alphonse mucha  
 painting by Jean-Honoré Fragonard  
 Kitsch art by Jeff Koons  
 Digital hyperrealism with intricate textures by contemporary artists using lifelike color schemes  
 painting by Moebius  
 painting by James Turrell  
 Georgia O'Keeffe Modernist  
 A fusion of Van Gogh, Picasso, Cezanne, and David Hockney styles, oil on canvas with expressive brushstrokes and bold geometry  
 cinematic, highly detailed, masterpiece by craig mullins, ruan jia, greg rutkowski, jakub rebelka, caravaggio, syd mead  
 Impressionist painting with soft pastel hues and loose, visible brushstrokes inspired by Claude Monet  
 Digital hyperrealism with intricate textures by contemporary artists, digital painting with stunning detail  
 Superflat acrylic artwork by Takashi Murakami, blending traditional Japanese motifs with contemporary pop culture  
 generative art, sci-fi, highly detailed, 3d octane render, high contrast, minimalistic by paul lehr and ralph mcquarrie  
 Ophelia by John Everett Millais  
 Neo-Expressionist raw brushstrokes and emotive color palette conveying intense feelings  
 Imagery that evokes surreal, dreamlike scenes