

# Characterization of GPU TEE Overheads in Distributed Data Parallel ML Training

Jonghyun Lee

*Department of Electrical Computer Engineering,  
University of Southern California  
Los Angeles, USA  
leejongh@usc.edu*

Yongqin Wang

*Department of Electrical Computer Engineering,  
University of Southern California  
Los Angeles, USA  
yongqin@usc.edu*

Rachit Rajat

*Department of Electrical Computer Engineering,  
University of Southern California  
Los Angeles, USA  
rrajat@usc.edu*

Murali Annavaram

*Department of Electrical Computer Engineering,  
University of Southern California  
Los Angeles, USA  
annavara@usc.edu*

**Abstract**—Confidential computing (CC) or trusted execution enclaves (TEEs) is now the most common approach to enable secure computing in the cloud. The recent introduction of GPU TEEs by NVIDIA enables machine learning (ML) models to be trained without leaking model weights or data to the cloud provider. However, the potential performance implications of using GPU TEEs for ML training are not well characterized. In this work, we present an in-depth characterization study on performance overhead associated with running distributed data parallel (DDP) ML training with GPU Trusted Execution Environments (TEE).

Our study reveals the performance challenges in DDP training within GPU TEEs. DDP uses ring-all-reduce, a well-known approach, to aggregate gradients from multiple devices. Ring all-reduce consists of multiple scatter-reduce and all-gather operations. In GPU TEEs only the GPU package (GPU and HBM memory) is trusted. Hence, any data communicated outside the GPU packages must be encrypted and authenticated for confidentiality and integrity verification. Hence, each phase of the ring-all-reduce requires encryption and message authentication code (MAC) generation from the sender, and decryption and MAC authentication on the receiver. As the number of GPUs participating in DDP increases, the overhead of secure inter-GPU communication during ring-all-reduce grows proportionally. Additionally, larger models lead to more asynchronous all-reduce operations, exacerbating the communication cost. Our results show that with four GPU TEEs, depending on the model that is being trained, the runtime per training iteration increases by an average of 8x and up to a maximum of 41.6x compared to DDP training without TEE.

**Index Terms**—Trusted Execution Environment, GPU TEE, Distributed Data Parallel, multi-GPU training.

## I. INTRODUCTION

In recent years, machine learning (ML) providers have increasingly relied on cloud computing platforms to deploy large-scale ML workloads on multi-GPU machines for their scalability and cost-effectiveness. However, running ML training on these cloud servers introduces vulnerabilities to proprietary or sensitive data and models, including risks from physical attacks on the underlying hardware and compromised

host operating systems. To address these security concerns, various hardware-enforced Trusted Execution Environments (TEEs) have been introduced. Intel Software Guard Extensions (SGX), ARM TrustZone, AMD Secure Encrypted Virtualization (SEV), and Intel Trusted Domain Extensions (TDX). These TEEs enforce isolation by rejecting virtual memory translation requests of unauthorized entities to the guest machine’s memory. Additionally, DRAM encryption and authentication safeguards against potential hardware attacks such as memory bus probing and data replay attacks. Since modern ML workloads prefer to exploit massive parallelism in GPUs, recently, GPUs also started supporting TEEs for private ML training. Notably, solutions such as Graviton [27], HIX [14], and NVIDIA Confidential Computing (CC) [23] extend TEE capabilities to commodity GPUs. NVIDIA H100 GPUs introduced the first commercially enabled GPU TEE.

NVIDIA CC has demonstrated minimal overhead when data transmission to and from GPU TEEs is limited [23]. However, modern ML models are often trained using multiple GPUs in the distributed data parallel (DDP) approach where each GPU receives a fraction of the total training data. The ML model itself learns from all the data partitions by frequently synchronizing gradients from all the GPUs and updating the model parameters from the gradients averaged over all the partitions. In the context of secure training using multiple GPU TEEs, this synchronization involves encrypting/decrypting and authenticating gradients before aggregation. Despite the importance of TEE-enabled private training in DDP, the overhead associated with gradient synchronization in GPU TEEs remains underexplored in the existing literature. In this work, we analyze the overhead of private DDP training using multiple NVIDIA H100 GPU TEEs.

**System Topology:** Figure 1 illustrates the general multi-GPU system topology for secure ML training in NVIDIA CC. The system consists of a CPU TEE and GPU TEEs connected via PCI-e and NVLink. CPU TEE, implemented using an

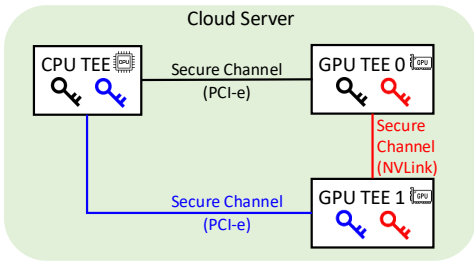


Fig. 1: Multi-GPU Confidential Computing system topology. As NVLink and PCI-e are not trusted, secure channel is established via shared key between two entities: CPU-to-GPU (black and blue key) and GPU-to-GPU (red key).

Intel TDX or AMD SEV-SNP, loads the GPU driver in its secure enclave and ensures secure CPU-GPU data movement using the shared keys between each GPU TEE (shown as GPU-specific black and blue keys). Each GPU TEE ensures isolated computation on the GPU. Multiple GPUs are connected using NVLink, a proprietary NVIDIA interface, for inter-GPU communication. However, NVLink is not trusted and can be tampered with by adversaries. Hence, data transfers between GPU TEEs require senders to encrypt the data and generate a tag before transmitting the data on the NVLink (using the red key shown in figure). Upon arrival of the encrypted data, the receivers must decrypt the data and verify the tag. This additional protection establishes a secure communication channel within the multi-GPU system.

While ML libraries, such as PyTorch Distributed Library, provide various parallelization models to enable efficient large-scale ML training, we focus on Distributed Data Parallelism (DDP). DDP, a synchronous distributed training, is among the most widely used parallelism strategies due to its ease of implementation, scalability, and broad applicability across diverse benchmarks [17]. In DDP, all participating GPUs maintain the same model parameters among all participating devices, using all-reduce operations [17] to synchronize during backward propagation in each training iteration.

In the DDP training process, we assume all the training datasets reside on the cloud CPU TEE before training starts; this is a common practice for cloud training. DDP training process in multi-GPU follows the steps outlined in Figure 2: 1) The CPU TEE performs preprocessing of the input data 2) The CPU TEE sends the data through the secure channel, where the GPU TEEs receive the encrypted data 3) Each GPU TEE performs the training process 4) GPU TEEs synchronize gradients (via all-reduce) using the NVLink using the secure channel. The secure channels in steps 2 and 4 are TEE overheads to ensure data confidentiality and integrity. In current implementations step 4 (all-reduce) occurs asynchronously during the training backward pass of step 3, overlapping communication overhead with computation. As gradients are computed layer by layer, the communication of one layer’s gradients is overlapped with the computation of the next layer’s gradient. While the overlapping is effective in CC-

off (non-private training) settings, inter-GPU communication overheads introduced with CC-on make it impractical to overlap fully with the backward computation in DDP.

Figure 2 shows the flow of DDP training of a single GPU in CC-on setting. The bottom figure shows the flow of overall training, and the top figure shows the flow of a single all-reduce operation. As you can see, when data leaves the trusted boundary (outside CPU and GPU packages), data must be encrypted/decrypted and authenticated.

**TEE overheads of inter-GPU communication:** Compared with multi-GPU training without GPU TEEs, GPU TEEs suffer from substantial performance degradation due to additional requirements for secure data transfer. During steps 2 and 4, data is transmitted via PCI-e and NVLink, respectively, both of which are considered untrusted physical links. To ensure data confidentiality and integrity, the senders must encrypt the data and generate a MAC tag over the encrypted data. Moreover, the receiver must decrypt and verify the MAC tag after receiving the encrypted data. These extra costs introduced by secure transmission add significant overheads to each all-reduce operation.

Two additional factors aggravate this performance degradation. First, a single ring all-reduce is implemented with multiple scatter-reduce and all-gather sub-operations (Section III-C), which requires secure data transmission. The number of these sub-operations increases with the number of GPUs participating in DDP training, adding to the total overhead. Second, DDP training launches multiple ring all-reduce asynchronously during the backward computation phase. The frequency of ring all-reduce is proportional to the model size, meaning larger models suffer from larger TEE overheads due to more frequent all-reduce operations.

**Contributions:** Given these complexities of private training with GPU-CC, it is important to characterize these overheads, which is the focus of this paper. We summarize the contributions of this paper as the following:

- 1) We provide a detailed overview of GPU TEE overheads in inter-GPU communication during DDP training. GPUs communicate with each other during DDP training to synchronize gradients via all-reduce. To ensure secure data transfer during inter-GPU communications, GPU-CC applies AES-GCM encryption and authentication [23]. We analyze the additional costs introduced by GPU TEEs to quantify their impact on performance.
- 2) We observe two factors that exacerbate the performance degradation of GPU TEEs in DDP training. First, as the number of participating GPUs increases, the internal communication within each ring all-reduce increases. The additional cost, proportional to the number of GPUs, significantly slows down the training runtime. Second, instead of having a single all-reduce to synchronize all model gradients, DDP launches multiple all-reduce operations asynchronously, each handling a smaller portion of the model gradients. Larger models require more frequent all-reduce operations to overlap communication

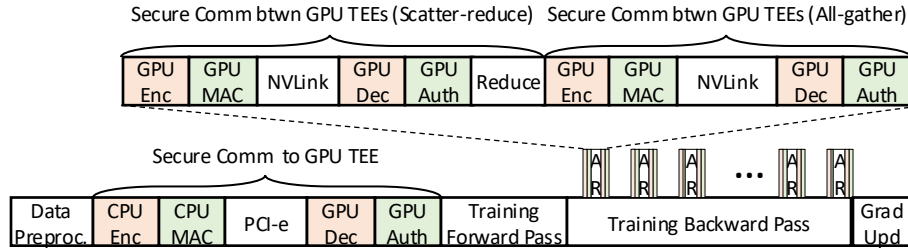


Fig. 2: Computation flow of Distributed Data Parallelism training of each GPU. All-reduce (AR) operation is launched asynchronously overlapped with training backward pass to hide

with backward computation. However, the higher frequency results in a greater encryption and authentication cost, further amplifying the overhead. These two factors create substantial GPU TEE overheads in DDP training.

- 3) We observe that with four GPU TEEs, total runtime increases by at most 41.64x in GPT-Xlarge and an average of 8x compared to CC-off DDP training.

## II. THREAT MODEL

We use the identical threat models as the NVIDIA CC framework [23]. The adversary can control all the software, and this adversary has physical access to the cloud server. In this threat model, the adversary can take control of the entire host-side software, including the operating system, and probe the physical buses in the cloud system. Thus, the adversary can read/write traffic on the PCI-e and NVLink through privileged OS or physical probing. Just as in NVIDIA’s CC model we trust the CPU and GPU packages, and we assume data and code within CPU and GPU TEEs are secure, including the confidential virtual machine and GPU drivers in CVMs are secure. We also trust the GPU memory, which is closely placed inside the package and is resistant to external tampering. Similarly to NVIDIA CC, we consider side-channel attacks out of scope.

## III. BACKGROUND

### A. GPU-TEE

Trusted Execution Environments (TEEs) are specialized security features implemented in hardware. These are designed to provide an isolated and secure execution environment within the processor. TEEs protect sensitive data and computations within the Trusted Computing Base (TCB), preventing unauthorized access or tampering, even from privileged software, such as operating systems or hypervisors. With the increasing need for private and secure computation in cloud settings, TEEs allow cloud users to run sensitive operations with confidentiality and integrity ensured.

Recent advancements, such as Graviton [27] and HIX [14], have extended TEEs to GPUs. This paper focuses on NVIDIA Confidential Computing (CC), a GPU TEE system designed to ensure secure execution on GPUs. NVIDIA CC includes two major components: 1) a CPU TEE and 2) a GPU TEE. The CPU TEE system can be an Intel chip with Intel TDX

functionality that can provide hardware-enforced program isolation for a virtual machine (VM), namely a confidential VM (CVM). The GPU TEE can be an NVIDIA GPU supporting NVIDIA CC, such as H100. GPU TEEs also provide similar program isolation for processes running on GPUs. In NVIDIA CC, GPU drivers required for GPU TEEs are loaded into the trusted memory of the CPU TEE. Then, CPU TEEs will issue commands to the GPU TEEs through that driver, allowing secure communication through the trusted GPU driver.

This system design trusts only the CPU and GPU packages, which contain hardware features that enforce program isolation. All other hardware components are considered untrusted. Thus, interconnections connecting CPU TEEs and GPU TEEs are also untrusted. In this case, PCI-e (CPU-to-GPU communication link) and NVLink (GPU-to-GPU communication link) will not be trusted. Thus, to ensure secure transmission, traffic on these links must be encrypted for confidentiality and authenticated using MAC tags for integrity. This requirement is particularly critical for distributed ML training, where GPUs must synchronize gradients. GPU TEEs must encrypt and generate MAC tags for their gradients before sending them over NVLinks. The next section will discuss the encryption and authentication scheme used in the NVIDIA CC.

### B. AES-GCM

In NVIDIA CC, TEEs use AES-GCM-256 to secure traffic outside TEEs. AES-GCM (Advanced et al. - Galois/Counter Mode) is a widely used authenticated encryption algorithm that provides confidentiality and integrity. In AES-GCM, AES-CTR (AES counter mode) provides confidentiality, while Galois message authentication code (GMAC) generates integrity tags.

**AES-CTR:** AES is a symmetric block cipher that operates on a fixed-size block of 128 bits and key sizes of 128, 192, or 256 bits, providing different levels of security. Encryption of each 128-bit block of plain text goes through multiple rounds of permutation, in which each round consists of substitution, row-shift, and column-mix to create ciphertext.

AES-GCM uses AES in the counter mode (AES-CTR), demonstrated in Fig 3a. AES-CTR transforms AES from a block cipher into a stream cipher by generating a key stream based on a counter value. The encryption process takes three inputs: A nonce (a unique value for each encryption operation),

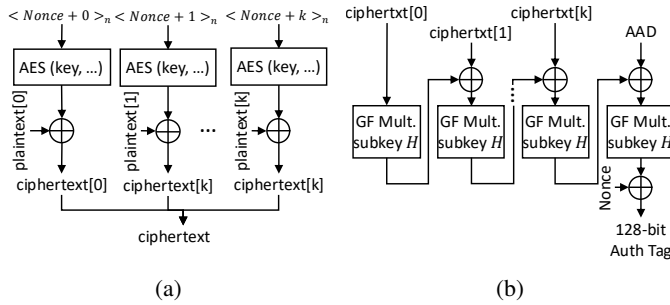


Fig. 3: Overview of AES-GCM regarding (a) AES-CTR mode to encrypt  $k$  blocks of plaintext and (b) GMAC operation to generate MAC tag.

a counter value (incremented for each plaintext block), and a secret key. These inputs are fed into the AES block to generate a pseudo-random output, one-time pad (OTP), referred to as the keystream block. Then, the keystream block is XORed with the corresponding plaintext block to generate a ciphertext. The decryption process uses identical logic, the same nonce, counter, and key. The ciphertext block is XORed with the keystream block to restore the original plaintext block. AES-CTR is highly parallel as each AES block cipher is independent of other blocks, making AES-CTR a suitable encryption scheme to be used in GPU parallel computation.

**GMAC Tag Generation and Authentication:** Galois field arithmetic over  $GF(2^{128})$  is performed to generate authentication tags that guarantee data integrity. GMAC takes four inputs: sub-key hash  $H$  (derived from encrypting an all-zero block with the encryption key) ciphertext (cut-off into 128-bit blocks per input), additional authentication data (AAD) (consist of metadata (e.g., headers)), and a unique session nonce. As shown in Figure 3b, GMAC tag computation is a serialized process. The previous Galois field multiplication output is XORed with the next ciphertext block and multiplied with  $H$  using Galois field multiplication. The final product is XORed with the unique session nonce to generate the MAC tag. GMAC authentication uses the same process, comparing the resulting and transmitted tags. A match confirms data integrity and authenticity. Despite its robust security, GMAC’s inherent sequential property limits AES-GCM tag generation and authentication to exploit GPU parallel processing. In NVIDIA CC, AES-GCM ensures a high level of security for traffic outside the TEE. However, as seen in the later sections, this security comes at a cost.

### C. Distributed Data Parallelism

In this section, we will examine how distributed ML training works. PyTorch Distributed Library [17] is a robust framework designed to efficiently scale machine learning training across multiple devices (e.g. CPUs or GPUs), multiple compute nodes, or a combination of both. Without specific user intervention, the library manages the synchronization of model parameters and gradients across devices while distributing workloads to maximize hardware utilization. PyTorch sup-

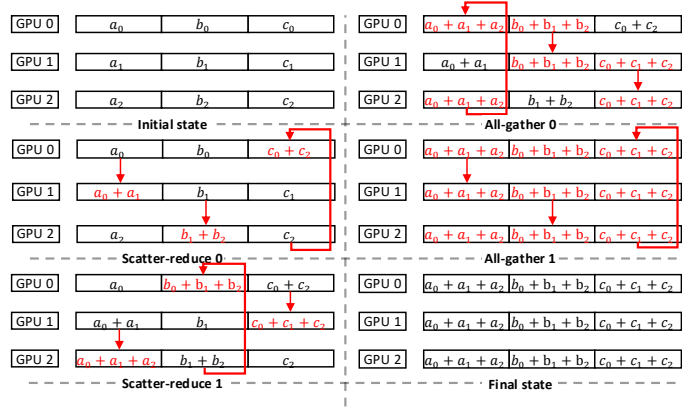


Fig. 4: Baseline ring all-reduce algorithm in three GPUs. All-reduce operation in three GPU settings consist of two scatter-reduce and all-gather steps (0 & 1).

ports various communication backends, including NVIDIA Collective Communications Library (NCCL) [24], Gloo, and Message Passing Interface (MPI), allowing the training process to efficiently adapt different system configurations and scales.

DDP [17] replicates model parameters across all participating devices, with each process running training with a distinct subset of the dataset. Since every device has the same model parameters, their computed gradients must be synchronized to maintain consistency in model parameters at each training iteration. To maximize inter-GPU bandwidth provided by NVLink, all-reduce operations are launched asynchronously instead of synchronizing gradients at the end of each training iteration. Thus, during the backward computation, the communication overhead incurred by all-reduce operations are overlapped with computation. DDP is widely used for its ease of use with minimal code modification, scalability, and broad applicability to various hardware configurations. However, DDP has a key limitation as models must fit inside the memory of each participating device.

### D. Ring All-Reduce

NCCL [24] is NVIDIA’s communication framework, optimized to enable data exchange between multiple GPUs with high bandwidth in both a single node and multi-node environments. NCCL primarily focuses on machine learning and high-performance computing (HPC) workloads, supporting various communication operations, such as all-reduce, reduce-scatter, all-gather, and broadcast. Capturing the communication topology, NCCL leverages underlying interconnect hardware, such as NVLink, NVSwitch, PCIE, and InfiniBand, to achieve low latency and high throughput. The library integrates natively with deep learning frameworks like PyTorch, enabling developers to scale their machine learning workloads with minimal code changes.

NCCL uses ring all-reduce as its default method for all-reduce algorithm in data-parallel training. Figure 4 demonstrates the ring all-reduce of three GPUs. Organized GPUs in a logical ring topology, ring all-reduce operates in

two phases: scatter-reduce and all-gather. In the **scatter-reduce** phase, each GPU divides its gradients into chunks  $GPU_0(a_0, b_0, c_0)$ ,  $GPU_1(a_1, b_1, c_1)$ ,  $GPU_2(a_2, b_2, c_2)$ . Each GPU starts passing its unique chunk around the ring, where each GPU adds its local contribution to the chunk it receives. By the end of this phase, each GPU holds the reduced sum of one chunk of the gradient  $GPU_0(b_0 + b_1 + b_2)$ ,  $GPU_1(c_0 + c_1 + c_2)$ ,  $GPU_2(a_0 + a_1 + a_2)$ . In the **all-gather** phase, each GPU distributes the reduced chunks around the ring as demonstrated. After this phase, each GPU has the complete reduced gradient  $(a_0 + a_1 + a_2) + (b_0 + b_1 + b_2) + (c_0 + c_1 + c_2)$ , completing the gradient synchronization across all participating GPUs. The number of scatter-reduce and all-gather operation scales linearly with the increase in the number of GPUs.

#### IV. OVERVIEW OF DDP’S OVERHEAD IN MULTI-GPU TEE SYSTEMS

In this section, we provide an overview of the overhead in GPU TEEs during DDP training. The primary contributors to GPU TEE overheads are the encryption, decryption, and authentication processes required to ensure secure communication over untrusted interconnects, such as NVLink. Furthermore, the overhead associated with NVLink increases proportionally to the number of GPU participating in DDP training and the model size.

##### A. Encryption, decryption, and authentication

In NVIDIA CC, GPU TEEs communicate via NVLink or Infiniband. As NVLink and Infiniband are not trusted, GPU TEEs must first establish a secure channel by sharing a symmetric key [19], [29], [31]. Upon having a shared key between GPU TEEs, the data transmission between GPU TEEs goes through encryption and authentication using AES-GCM, which guarantees confidentiality and integrity of the transmitted data. Before transmission, the sender GPU TEE must encrypt the data and generate a GMAC tag. The encrypted data and its tag are placed in the bounce buffer for transmission over the link. On the receiving end, the receiver GPU TEE decrypts the encrypted data and verifies the integrity of the received data using the MAC tag. Thus, each send/receive operation between GPU TEEs consists of encryption and MAC generation by the sender, followed by decryption and authentication by the receiver.

In DDP ML training, all participating GPUs must synchronize their model gradients at every training iteration, typically using all-ring reduction operations, as shown in Figure 2. These ring-all-reduce operations require secure communication between GPU TEEs, introducing additional overhead due to the AES-GCM encryption and authentication. As described in the section III-C, each ring all-reduce operation is divided into multiple scatter-reduce and all-gather operation. Similar to Figure 4, Figure 5 shows the general flow of all-reduce operation among three GPU TEEs. While a single all-reduce operation consists of two scatter-reduce and all-gather operation steps, the general flow of TEE overheads is identical

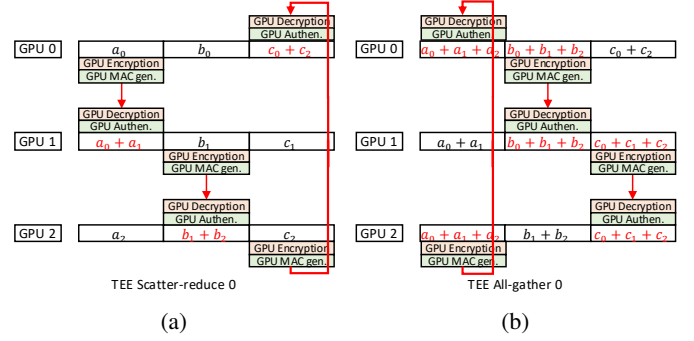


Fig. 5: Ring all-reduce operation using AES-GCM encryption scheme in multiple GPU TEEs. (a) demonstrates the first operation step of scatter-reduce operation in multiple GPU TEEs. (b) demonstrates the first operation step of all-gather operation in multiple GPU TEEs. Number of operation steps differ by the number of participating GPUs, but decryption and re-encryption at each GPU depicted in the figures remains the same.

in both steps. To ensure secure inter-GPU communication, each send/receive within all-reduce and scatter-reduce will be accompanied by encryption/decryption and authentication overhead.

**Scatter-reduce** involves dividing the gradient into chunks, which are passed between GPUs in a ring topology for summation. The operation involves encrypted data to be decrypted and authenticated at each operation step, as every participating GPU must sum up its portion of the gradient to be updated. Figure 5a demonstrates the AES-GCM overhead of scatter-reduce operation in the operation step 0 from Figure 4. Each GPU TEE must undergo encryption and MAC generation as a sender and decryption and MAC authentication as a receiver as the ring all-reduce divides the gradients into multiple chunks to pipeline the scatter and reduce operations.

For instance in step 0, GPU0 encrypts and generates a tag for  $a_0$  as the sender, while GPU1 decrypts and authenticates  $a_0$  as the receiver and sums it with its one chunk  $a_1$ . A similar procedure happens for GPU1 and GPU regarding  $b_1$ , and GPU2 and GPU0 regarding  $c_2$ . This pipeline ensures that the scatter-reduce operation proceeds efficiently, but it introduces overhead for each GPU: one encryption and authentication overhead as a sender and one decryption and authentication overhead as a receiver, resulting in two encryption and authentication costs per GPU.

**All-gather** distributes the reduced gradient chunks across all GPUs in the ring. Figure 5b illustrates the first step of all-gather from Figure 4 with GPU TEE overheads applied. During all-gather, GPU2 sends its reduced gradient chunk  $(a_0 + a_1 + a_2)$  to GPU0 and GPU1. GPUs in the middle of the ring (GPU0 for gradient chunk  $a_0 + a_1 + a_2$ ) must decrypt the received chunk, re-encrypt it, and forward it to the following GPU. While all the GPUs receive the reduced gradients, the process adds encryption, MAC generation, decryption, and

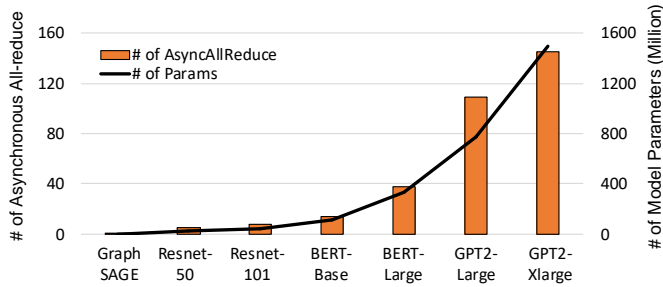


Fig. 6: Number of model parameters (line) and number of asynchronous all-reduce operations per training iteration (bar).

authentication costs at every step. These figures highlight how scatter-reduce and all-gather phases in ring all-reduce contribute to significant GPU TEE overhead due to secure communication requirements.

### B. TEE overhead scaling

We identify two factors that exacerbate the additional cost of GPU TEEs in DDP: the number of participating GPUs and the number of asynchronous all-reduce operations.

**Number of participating GPUs:** The AES-GCM overhead in ring all-reduce operation grows linear to the number of GPU TEEs involved in DDP training. For  $n$  GPU TEEs, each ring all-reduce operation consists of  $n - 1$  scatter-reduce and  $n - 1$  all-gather steps. During each step, a GPU performs one encryption (including MAC generation) as well as one decryption (including MAC authentication), resulting in a total of  $4 \times (n - 1)$  encryption and authentication overhead for every ring-all-reduce operation.

**Asynchronous all reduce:** Figure 6 represents the relationship between model size and the number of asynchronous all-reduce at each training iteration, based on profiling results conducted through NVIDIA Nsight Systems. As model size increases, the number of asynchronous all-reduce operations increases proportionally, ranging from two all-reduces in GraphSAGE to 142 all-reduce operations in GPT2-Xlarge. Without TEE, these asynchronous operations take at most 2.6% of the backward propagation execution time in GPT2-Xlarge, effectively hiding the communication overhead within the computation.

However, the use of GPU TEEs significantly amplifies this communication due to the required encryption and authentication. With  $k$  asynchronous all-reduces, the total number of encryption and authentication is  $4 \times k \times (n - 1)$ , as shown in subsection IV. For instance, this overhead ranges from  $4 \times 2 \times (4 - 1) = 24$  in GraphSAGE up to  $4 \times 142 \times (4 - 1) = 1704$  in GPT2-Xlarge in  $n = 4$  GPU TEEs. In Section VI, our experiments reveal how these overheads dominate training runtime, making it impractical to fully hide them under training backward computation time.

## V. EXPERIMENTAL SETUP

We implemented representative ML models, shown in Table I, to characterize the overheads of GPU CC-based DDP

TABLE I: .

| Benchmark   | Category      | Dataset           | Per-Device Batch Size |
|-------------|---------------|-------------------|-----------------------|
| GraphSAGE   | GCN           | OGBN-Products [5] | 1024                  |
| Resnet50    | CNN           | Imagenet [6]      | 1024                  |
| Resnet101   | CNN           | Imagenet [6]      | 1024                  |
| BERT-Base   | NLP (Encoder) | GLUE [28]         | 128                   |
| BERT-Large  | NLP (Encoder) | GLUE [28]         | 128                   |
| GPT2-Large  | LLM (Decoder) | CrowS-Pairs [21]  | 1                     |
| GPT2-Xlarge | LLM (Decoder) | CrowS-Pairs [21]  | 1                     |

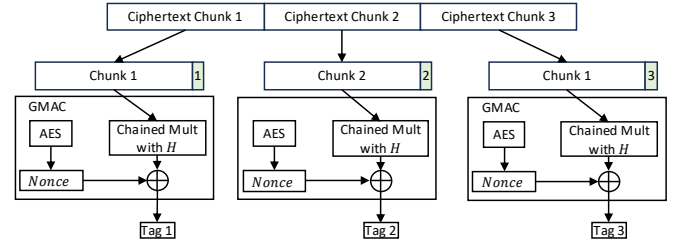


Fig. 7: Multi-chaining authentication with ciphertext divided into three chunks.

training. We use ResNet [11] to represent convolution network, particularly Resnet50 and ResNet101 from PyTorch repository [1]. BERT [7] and GPT2 [25] represent transformer-based encoder and decoder language models used in natural language processing, in which we use Huggingface Accelerate repository [9], [13]. GraphSAGE from PyTorch Geometric repository [8] is used to represent GCN models.

Before presenting our experimental results, we first explain the methodology used to evaluate the multiple-GPU TEE system. While NVIDIA describes all the protocols they use for distributed training in their documentation [23], they do not publicly release the drivers that support distributed training under a single CVM. In order to provide quantitative data and attribute the overheads to various steps within the DDP training, we rewrote the security primitives for encryption, decryption and MAC authentication outside of the NVIDIA driver. For CPU-side encryption and tag generation, we use OpenSSL library [2]. For GPU encryption/decryption and MAC generation and authentication, we use custom-built CUDA kernels.

In the following experiments, we analyze the inter-GPU communication overhead of GPU TEEs per training iteration with a fixed batch size. The size of gradient updates during all-reduce in DDP back-propagation is determined by the model size rather than the batch size. A per-batch analysis would demonstrate that the TEE overhead of GPU-to-GPU transfer creates a system bottleneck. Thus, our experiments analyze workloads per training iteration with fixed batch sizes to provide an accurate assessment of inter-GPU communication overheads.

Additionally, we apply the multi-chaining authentication scheme, presented in [29], in our experiments. As described in Figure 3b, AES-GCM MAC generation and authentication is inherently a serial process. Previously, a single long chain of

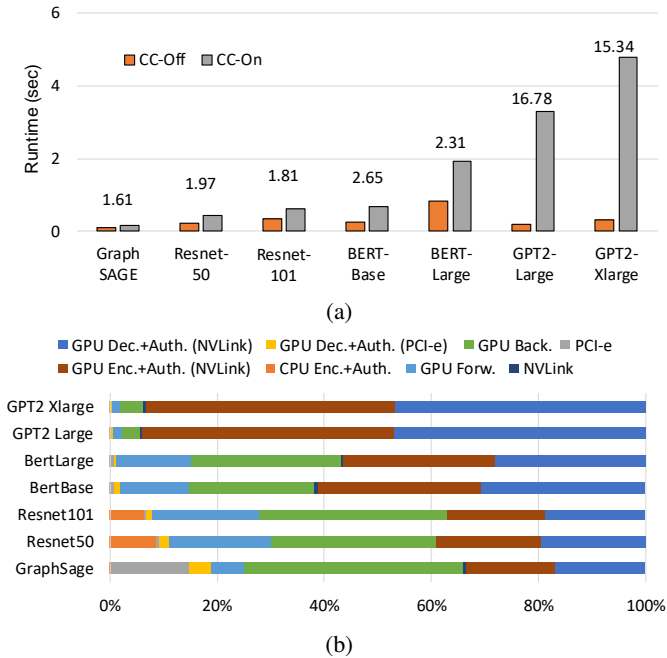


Fig. 8: DDP training on 2 GPU TEEs. (a) compares the per-training-iteration runtime (sec) with CC-off and CC-on. (b) demonstrates the runtime decomposition of 2 GPU training with CC-on.

block multiplication is used to generate a MAC tag for an input. [29] propose multi-chaining authentication illustrated in Figure 7, which divide this single chain into multiple chunks. Each chunk, attached with AAD to indicate the chunk order, is processed through different GMAC blocks, enhancing parallelism. Compared to [29], we increase the number of chains that can run concurrently because the CPU-to-GPU transfer size is 190x larger in GPU-to-GPU communication.

## VI. ANALYSIS ON DDP TRAINING EXPERIMENTS

In this section, we characterize the overheads introduced by GPU TEEs in DDP training. Section VI-A and VI-B first present an in-depth runtime analysis of two and four GPU training, highlighting the associated TEE overheads. Our observations, as discussed in section IV, indicate that both factors, the number of GPUs and the number of asynchronous all-reduce, contribute substantially to encryption and authentication overhead in DDP training. In section VI-C, we further demonstrate that scaling DDP to a larger number of GPU TEEs results in super-linear performance degradation concerning the number of GPUs.

### A. Two GPU TEE Performance Analysis

Figure 8a compares the per-training-iteration runtime of DDP training with CC-off and CC-on using two GPUs. With CC-off, the per-iteration runtime ranges from 20 msec for GraphSAGE to 800 msec for BERT-Large on each GPU TEE. Although BERT-Large has one-fifth the model size of GPT2-XLarge, the number of per\_device\_train\_batch\_size is greatly

limited in GPT2-XLarge to only a single batch compared to 128 batches in BERT-Large due to GPU memory capacity limitation.

When CC is enabled, the per-iteration runtime increases significantly, ranging from 1.61x in GraphSAGE to 16.78x in GPT2-Large. This increase is caused by AES-GCM encryption and authentication overhead of asynchronous all-reduce operations. For instance, compared to BERT-Large, which has 38 asynchronous all-reduces, GPT2-XLarge executes 142, nearly four times more, resulting in a proportional increase in inter-GPU TEE overhead.

Figure 8b demonstrates the runtime decomposition of CC-on with two GPUs. TEE overheads dominate the runtime of applications with a larger number of asynchronous all-reduce. For instance, TEE overheads occupy over 93% of total runtime in both GPT2 workloads. In contrast, training computation in GPU, which consists of forward and backward propagation, contributes to an average of 40% and 52% of runtime in BERT and Resnet models, respectively. BERT and Resnet models have smaller models compared to GPT2, experiencing fewer asynchronous all-reduces. Also, as these models allow larger batch training, their training computation portion is larger than that of GPT2.

Notably, in Resnet models, CPU encryption and authentication overhead accounts for 6.2% in Resnet101 and 8.6% in Resnet50. This is because training image with a batch size of 1024 must be encrypted and authenticated to be transferred to each GPU TEEs.

GraphSAGE suffers the least TEE overhead with only 33.5%, as it executes only two all-reduces over its backward computation. A significant portion of PCI-e transfer time in GraphSAGE, accounting for 14.7%, is attributed to data preprocessing time, which we have included in the PCI-e transfer measurement for clarity in our figures. While data preprocessing is relatively minor for CNNs and language models, graph data preprocessing using NeighborLoaders incurs substantial time per training iteration.

### B. Four GPU TEE Performance Analysis

Figure 9a compares the pre-training runtime of DDP training with CC-off and CC-on in four GPUs. For CC-off, the runtime of four GPUs is, on average, 1.2x longer than two-GPU due to an increase in PCI-e time. Forward and backward computation time remains consistent per device since the per-device batch size is fixed. However, the total training batch size over the machine doubles, resulting in an increase in PCI-e time. NVLink communication cost of gradient synchronization, which includes the reduce operation at each GPU and transfer time over the NVLink, remains unchanged relative to PCI-e because the cost of NVLink is determined by the size of the model.

With CC-on, the training iteration runtime increases by 1.85x in GraphSAGE to 42.36x in GPT2-Large. Similar to the two GPU cases, the TEE encryption and authentication regarding inter-GPU communication overhead are the main contributors to this performance degradation. However, the

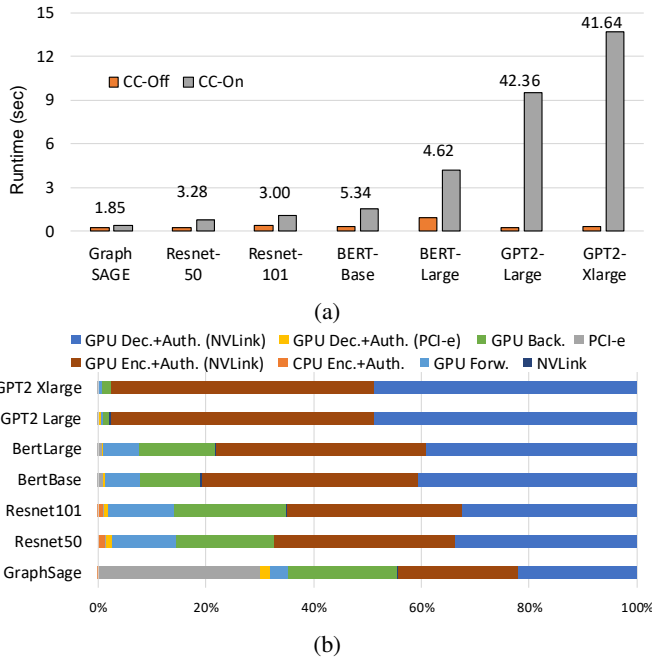


Fig. 9: DDP training on 4 GPU TEEs. (a) compares the per-training-iteration runtime (sec) with CC-off and CC-on. (b) demonstrates the runtime decomposition of 4 GPU training with CC-on.

number of asynchronous all-reduce remains the same, the number of encryption and authentication triples due to additional devices participating in the training.

The runtime decomposition, shown in Figure 9b, indicates that the percentage of TEE overhead in total runtime increases from a minimum of 4.5% in GPT2-XLarge to a striking 75.1% in Resnet101 compared to two GPU cases in Figure 8b. With four GPU TEEs, the TEE overhead triples compared to two GPU TEEs due to a proportional 3x increase in both scatter-reduce and all-gather operations described in Section III-C. Particularly, the runtime of both Resnet models, Resnet50 and Resnet101, increases by 72.4% and 75.1%. In the two GPU CC-on setup, the TEE overhead accounts for less than 40% of total runtime, but with four GPUs, this TEE overhead becomes a critical factor, dominating the total runtime.

TEE overhead regarding batched input transfer over PCI-e accounts for only 1.4% and 5.6% in total runtime in two GPU and four GPU experiments, respectively. However, models that train with large batch sizes, such as GraphSAGE and Resnet with 1024 batches, show that CPU-GPU communication overhead accounts for 8.0%, 11.1%, and 19.0% in Resnet50, Resnet101, and GraphSAGE. The transferred byte sizes for these models in CPU-GPU communication compared to inter-GPU communication are 1.5x and 0.53x. 0.58x in Resnet50, Resnet101, and GraphSAGE, respectively. Smaller transferred byte sizes and less frequent asynchronous all-reduce operations account for a larger portion of TEE's CPU-GPU communication overheads.

### C. Scaling to 8+ GPU TEEs

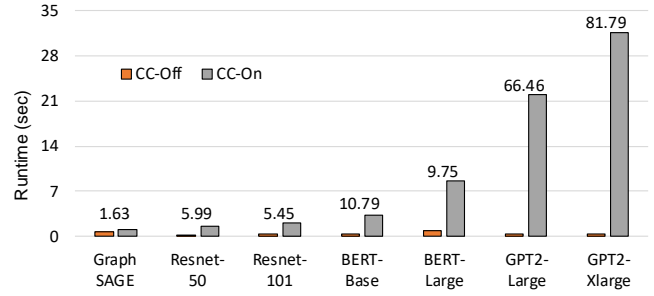


Fig. 10: DDP training on 8 GPU TEEs comparing the per-training-iteration runtime (sec) with CC-off and CC-on.

Figure 10 illustrates the runtime of a single training iteration with the same per-device batch size as previous experiments. Compared to CC-off settings, CC-on runtime increases by 11.7x. The performance degradation is more critical when the number of GPU involved increases, showing similar aspect to two-GPU and four-GPU experiments ???. GPT2-XLarge shows striking performance of increased runtime of 81.8x because 8 GPUs incur a total of 28 encryption and authentication overhead per all-reduce. With 142 asynchronous all-reduces, inter-GPU TEE overhead accounts for 98.8% of the total runtime per iteration.

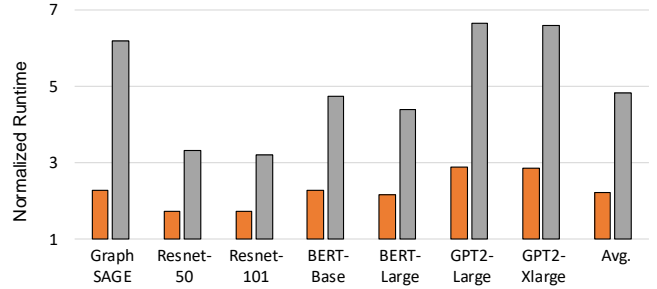


Fig. 11: 4 GPU TEE overall runtime normalized to 2 GPU TEE overall runtime.

**Relative Performance Impact with More GPUs::** Compared to a two-GPU setting, four-GPU and eighth-GPU training runtime increase by an average of 2.2x and 4.8x 11. Both GPT2 models suffer from 2.9x and 6.6x increases in runtime for two and four GPUs, respectively, reaching close to the theoretical maximum of 3x and 7x, with an increase in the number of GPUs. In GPT2 models, initial input batch data transfer from CPU TEE to GPU TEEs occurs only once with a relatively small input size compared to inter-GPU communication (over 3000x times smaller). Also, more frequent asynchronous all-reduce aggravates the runtime increase in larger models. The theoretical maximum of 3x and 7x accounts for the number of scatter-reduce and all-gather operations increasing by 3x and 7x in four-GPU and eight-GPU settings compared to two. GraphSAGE notably shows 2.3x and 6.2x runtime degradation due to the increase in PCI-e transfer time as discussed in section VI-A.



**Scaling beyond 8 GPUs:** When training with more than eight GPUs, the GPUs are typically distributed across multiple nodes and connected via interconnects other than NVLink. In such cases, inter-node communication includes CPU TEEs, resulting in gradient synchronization that requires PCI-e transfer and associated TEE overheads, CPU encryption, and authentication. While multi-node training is out of our scope, we provide insight into gradient synchronization in these systems.

As described in [29], CPU TEEs act as intermediaries during data transmission, as the CPU does not perform any computationally intensive tasks during training. However, when data passes through a CPU TEE, it must be decrypted, authenticated, and re-encrypted, introducing a major performance degradation as the CPU’s encryption and authentication are relatively slow. The system must manage a large number of shared symmetric keys across GPUs while avoiding compromising security. Also, even with optimized key management, a large number of asynchronous all-reduces imposes significant inter-GPU communication overhead. As PCI-e is approximately 7x slower than NVLink, the challenge proposed in our work exacerbates, further slowing down the synchronization phase.

## VII. RELATED WORKS

This paper targets inter-GPU data movement in NVIDIA CC with multi-GPU settings, in which CVM with GPU TEEs manages secure communication. **CPU-based TEEs:** Intel SGX [15], Intel TDX [12], ARM TrustZone [18], and AMD SEV [3], provide additional hardware-based security measures but are limited in their parallelism. This limitation has led to offloading ML workloads to unsecured GPU [10], [16], [22], [26].

**GPU-based TEEs:** Graviton [27], HIX [14] provide GPU TEEs that extend TCB to GPU without modifying the GPU hardware. Based on NVIDIA CC-enabled H100 [23], which is the first commercially available GPU TEE, [19], [31] analyze the performance overhead of CPU-GPU communication in a CVM consisting of a single CC-enabled H100 GPU. Both works focus on the performance impact during LLM inference and report that, as model sizes increase, the performance degradation remains negligible compared to settings where CC is disabled.

Fastrack [29] investigates the CPU-GPU communication overhead in a single CC-enabled H100 GPU, focusing on both training and inference for data-intensive ML applications such as ResNet, GraphSAGE, and Two-Tower Neural Networks [4], [30]. The paper introduces optimization techniques to mitigate the data transmission overhead in GPU TEEs. These include eliminating redundant CPU TEE encryption during inference by leveraging a shared symmetric key between the data provider and GPU TEE, multi-chaining authentication to reduce GMAC generation overhead, and a lazy authentication scheme that overlaps authentication with the AES decryption latency of subsequent data blocks. These optimizations can also extend to multi-GPU training in CC-enabled environ-

ments, significantly reducing inter-GPU communication overhead.

Na et al. [20] examines two key aspects of inter-GPU communication overhead in GPU TEEs: the cost of using the CPU-oriented shared-memory OTP generation scheme in multi-GPU environments and the additional bandwidth consumption caused by secure metadata, such as MACs and counters. To address these challenges, the paper proposes optimizations such as dynamically managing AES pads for distributed settings and batching metadata. However, the evaluation is limited to small benchmarks, failing to reveal system bottlenecks when training large ML models in distributed environments. In contrast, our work comprehensively analyzes overall system performance when running large-scale ML models in distributed NVIDIA CC-enabled settings.

## VIII. CONCLUSION

In this work, we characterize the performance overhead introduced by GPU TEEs in DDP ML training. While GPU TEEs provide security features to protect data, models, and computation during training, they also reveal new performance challenges regarding gradient synchronization in distributed systems. Specifically, we quantify the cost of inter-GPU communication, focusing on the impact of AES-GCM encryption and authentication during ring all-reduce operations.

Our observations include that both the number of GPUs and the number of asynchronous all-reduce operations significantly exacerbate the performance degradation. As the number of GPUs increases, the secure communication requirement scales proportionally. Similarly, larger models incur more asynchronous all-reduce operations, resulting in higher encryption and authentication costs. These two factors collectively contribute to substantial runtime slowdowns, with a maximum observed runtime increase of 41.64x in GPT2-Xlarge and an average of 8x for DDP training with four GPU TEEs compared to systems without any security measures. This work emphasizes the critical trade-off between security and performance in distributed ML systems, emphasizing the need for optimized solutions to mitigate GPU TEE overheads.

## REFERENCES

- [1] Pytorch examples., 2019.
- [2] Openssl project. openssl: The open source toolkit for ssl/tls., 2024.
- [3] AMD. Amd secure encrypted virtualization (sev). <https://www.amd.com/en/developer/sev.html>. Accessed: 2024-10-07.
- [4] Keshav Balasubramanian, Abdulla Alshabanah, Elan Markowitz, Greg Ver Steeg, and Murali Annavaram. Biased user history synthesis for personalized long-tail item recommendation. In *Proceedings of the 18th ACM Conference on Recommender Systems*, pages 189–199, 2024.
- [5] Nicholas Botzer, Yifan Ding, and Tim Weninger. Reddit entity linking dataset. *Information Processing & Management*, 58(3):102479, 2021.
- [6] Jia Deng, Wei Dong, Richard Socher, Li-Jia Li, Kai Li, and Li Fei-Fei. Imagenet: A large-scale hierarchical image database. In *2009 IEEE conference on computer vision and pattern recognition*, pages 248–255. Ieee, 2009.
- [7] Jacob Devlin. Bert: Pre-training of deep bidirectional transformers for language understanding. *arXiv preprint arXiv:1810.04805*, 2018.
- [8] Matthias Fey and Jan E. Lenssen. Fast graph representation learning with PyTorch Geometric. In *ICLR Workshop on Representation Learning on Graphs and Manifolds*, 2019.

- [9] Sylvain Gugger, Lysandre Debut, Thomas Wolf, Philipp Schmid, Zachary Mueller, Sourab Mangrulkar, Marc Sun, and Benjamin Bossan. Accelerate: Training and inference at scale made simple, efficient and adaptable. <https://github.com/huggingface/accelerate>, 2022.
- [10] Hanieh Hashemi, Yongqin Wang, and Murali Annavaram. Darknight: A data privacy scheme for training and inference of deep neural networks. *Proceedings on the 54th International Symposium on Microarchitecture*, 2021.
- [11] Kaiming He, Xiangyu Zhang, Shaoqing Ren, and Jian Sun. Deep residual learning for image recognition. In *Proceedings of the IEEE conference on computer vision and pattern recognition*, pages 770–778, 2016.
- [12] Intel. Intel trust domain extensions. <https://www.intel.com/content/www/us/en/developer/tools/trust-domain-extensions/overview.html>. Accessed: 2024-10-07.
- [13] Shashank Mohan Jain. Hugging face. In *Introduction to transformers for NLP: With the hugging face library and models to solve problems*, pages 51–67. Springer, 2022.
- [14] Insu Jang, Adrian Tang, Taehoon Kim, Simha Sethumadhavan, and Jaehyuk Huh. Heterogeneous isolated execution for commodity gpus. In *Proceedings of the Twenty-Fourth International Conference on Architectural Support for Programming Languages and Operating Systems, ASPLOS '19*, page 455–468, New York, NY, USA, 2019. Association for Computing Machinery.
- [15] Simon Johnson, Vinnie Scarlata, Carlos Rozas, Ernie Brickell, and Frank Mckeen. Intel software guard extensions: Epid provisioning and attestation services. 2016.
- [16] Nishant Kumar, Mayank Rathee, Nishanth Chandran, Divya Gupta, Aseem Rastogi, and Rahul Sharma. CryptFlow: Secure tensorflow inference. In *IEEE Symposium on Security and Privacy*. IEEE, May 2020.
- [17] Shen Li, Yanli Zhao, Rohan Varma, Omkar Salpekar, Pieter Noordhuis, Teng Li, Adam Paszke, Jeff Smith, Brian Vaughan, Pritam Damania, et al. Pytorch distributed: Experiences on accelerating data parallel training. *arXiv preprint arXiv:2006.15704*, 2020.
- [18] ARM Limited. Arm security technology building a secure system using trustzone technology. 2016.
- [19] Apoorve Mohan, Mengmei Ye, Hubertus Franke, Mudhakar Srivatsa, Zhuoran Liu, and Nelson Mimura Gonzalez. Securing ai inference in the cloud: Is cpu-gpu confidential computing ready? In *2024 IEEE 17th International Conference on Cloud Computing (CLOUD)*, pages 164–175. IEEE, 2024.
- [20] Seonjin Na, Jungwoo Kim, Sunho Lee, and Jaehyuk Huh. Supporting secure multi-gpu computing with dynamic and batched metadata management. In *2024 IEEE International Symposium on High-Performance Computer Architecture (HPCA)*, pages 204–217. IEEE, 2024.
- [21] Nikita Nangia, Clara Vania, Rasika Bhalerao, and Samuel R Bowman. Crows-pairs: A challenge dataset for measuring social biases in masked language models. *arXiv preprint arXiv:2010.00133*, 2020.
- [22] Krishna Giri Narra, Zhifeng Lin, Yongqin Wang, Keshav Balasubramaniam, and Murali Annavaram. Privacy-preserving inference in machine learning services using trusted execution environments. *IEEE International Conference on Cloud Computing*, 2021.
- [23] NVIDIA. Nvidia confidential computing. <https://www.nvidia.com/en-us/data-center/solutions/confidential-computing/>. Accessed: 2024-10-07.
- [24] NVIDIA. Nvidia collective communication library, 2016.
- [25] Alec Radford, Jeffrey Wu, Rewon Child, David Luan, Dario Amodei, Ilya Sutskever, et al. Language models are unsupervised multitask learners. *OpenAI blog*, 1(8):9, 2019.
- [26] Florian Tramèr and Dan Boneh. Slalom: Fast, verifiable and private execution of neural networks in trusted hardware. *arXiv preprint arXiv:1806.03287*, 2019.
- [27] Stavros Volos, Kapil Vaswani, and Rodrigo Bruno. Graviton: Trusted execution environments on GPUs. In *13th USENIX Symposium on Operating Systems Design and Implementation (OSDI 18)*, pages 681–696, Carlsbad, CA, October 2018. USENIX Association.
- [28] Alex Wang. Glue: A multi-task benchmark and analysis platform for natural language understanding. *arXiv preprint arXiv:1804.07461*, 2018.
- [29] Yongqin Wang, Rachit Rajat, Jonghyun Lee, Tingting Tang, and Murali Annavaram. Fastrack: Fast io for secure ml using gpu tees. *arXiv preprint arXiv:2410.15240*, 2024.
- [30] Xinyang Yi, Ji Yang, Lichan Hong, Derek Zhiyuan Cheng, Lukasz Heldt, Aditee Kumthekar, Zhe Zhao, Li Wei, and Ed Chi. Sampling-bias-corrected neural modeling for large corpus item recommendations. In *Proceedings of the 13th ACM conference on recommender systems*, pages 269–277, 2019.
- [31] Jianwei Zhu, Hang Yin, Peng Deng, Aline Almeida, and Shunfan Zhou. Confidential computing on nvidia hopper gpus: A performance benchmark study. *arXiv preprint arXiv:2409.03992*, 2024.