

Reliability of coherent systems whose operating life is defined by the lifetime and power of the components

Ismihan Bayramoglu

Abstract—We consider systems whose lifetime is measured by the time of physical degradation of components, as well as the degree of power each component contributes to the system. The lifetimes of the components of the system are random variables. The power that each component contributes to the system is the product of a random variable and a time-decreasing stable function. The operational reliability of these systems is investigated and shown that it is determined by the joint lifetime functions of the order statistics and their concomitants. In addition to general formulas, examples are given using some known life distributions, and graphs of the operation life functions are shown.

Index Terms—Reliability function, survival function, mean residual life function, order statistics, concomitants

I. INTRODUCTION

SYSTEM reliability is the most important issue for engineers when constructing technical systems with multiple components. The system's reliability is a function of time, more precisely, it is a probability that the system will be up and running without degradation in a given time. Most technical systems are coherent systems with all components being relevant. According to the way, the components are connected, systems can be described by the structure function. In this context, for a nice description of the statistical theory of reliability, one can consider the pioneering book of Barlow and Proschan (1981). Usually, the lifetimes of the component are assumed to be random variables and the system lifetime is described by the order statistics of these random variables. In addition to the reliability function, many other important functions are considered in reliability analysis. The mean residual life (MRL) function, for example, is one of the important functions, that describes the average remaining life of the system which is intact at the time of inspection. The reliability of systems is a well-developed subject and there are a number of research papers and books in the literature devoted to reliability theory and system analysis. In addition to the classical book Barlow and Prochan (1981) we refer to also Gnedenko et. al. (1969). Many papers dealing with reliability are devoted to the investigation of mean residual life functions at the component and system level. Some of first papers dealing with the MRL functions at the system level are Bairamov et al. (2002), Asadi and Bairamov (2005), Asadi and Bairamov (2006), Bairamov and Arnold (2008), Bayramoglu (2013), Gürlér and Bairamov (2009), Eryilmaz (2013), Li and Li ((2023), Iscioglu and Erem (2020) among many others.

In this paper we consider a coherent system of n components with corresponding lifetimes X_1, X_2, \dots, X_n , which are nonnegative independent and identically distributed (iid) random variables (rv's) having common distribution function (cdf) $F(x)$ and probability density function (pdf) $f(x)$. Assume that at any time t the contribution of the i th component to the system consists of the power $W_i(t)$, respectively, $i = 1, 2, \dots, n$. The probabilistic model for the power is

$$W_i(t) = W\varphi(t),$$

where W is the random variable having cdf $F_W(x)$, and $\varphi(t)$ is a decreasing continuous function defined on $[0, \infty)$ with the properties

$$\begin{aligned} 1. \quad \varphi(0) &= 1 \\ 2. \quad \lim_{t \rightarrow \infty} \varphi(t) &= 0. \end{aligned} \tag{1}$$

Sometimes we prefer to model W with uniform distribution in the interval $[w_1, w_2]$, where the interval $[w_1, w_2]$ is the interval of the possible accepted minimal power w_1 and maximal power w_2 . In this case, if we consider the work of the system starting from time $t = 0$ then $W_i(0) = W$, where W is a uniform on the interval $[w_1, w_2]$ random variable. Assuming that the power decreases by the time, the use the model $W(t) = W\varphi(t)$ is reasonable, since $\varphi(t)$ is a decreasing function.

Let $X_{1:n} \leq X_{2:n} \leq \dots \leq X_{n:n}$ be the order statistics of X_1, X_2, \dots, X_n and $W_{1:n} \leq W_{2:n} \leq \dots \leq W_{n:n}$ be the order statistics of W_1, W_2, \dots, W_n . Assume that the system is functioning at time t if at least $n - r + 1$ of the components are alive and the power of functioning components at this time is greater than s . If the components are connected parallel then the power of the system at time t is

$$\max(W_1(t), W_2(t), \dots, W_n(t)) = W_{n:n}\varphi(t).$$

If the components are connected series, then the power of the system at time t is

$$W_1(t) + W_2(t) + \dots + W_n(t) = (W_1 + W_2 + \dots + W_n)\varphi(t).$$

The capacity of any system at time t is measured by $W_1(t) + W_2(t) + \dots + W_n(t)$ and the power of the system is measured by $W_{n:n}\varphi(t)$.

The motivation for considering such a system and also as an example one can consider the battery system of electric cars. In the context of electric car batteries, voltage and capacity are two crucial specifications that determine the performance, range, and overall capabilities of the vehicle. Here's what each of them represents and their roles: Voltage, measured in

I. Bayramoglu is with the Department of Mathematics, Izmir University of Economics, Izmir, Türkiye (e-mail: ismihan.bayramoglu@ieu.edu.tr)

volts (V), represents the electric potential difference between two points in an electric circuit. In the case of electric car batteries, it indicates the force or pressure at which electric energy is delivered to the vehicle's motor. Capacity, often measured in ampere-hours (Ah) or milliampere-hours (mAh), represents the total amount of electric charge a battery can store and deliver over time. It indicates how long the battery can sustain a specific current flow before it is fully discharged. Capacity is directly related to the vehicle's driving range. A higher capacity means the battery can store more energy, allowing the car to travel a greater distance on a single charge. Capacity determines how long the car can operate before needing to be recharged. Higher-capacity batteries provide longer driving durations, making them suitable for long journeys. While voltage determines the power output, capacity influences how long the car can sustain high power levels. A battery with higher capacity can deliver sustained power for a more extended period, resulting in consistent acceleration and performance. Capacity affects the maximum current a battery can deliver. Electric vehicles require high discharge rates for rapid acceleration, and a battery with sufficient capacity can meet these demands effectively.

As it is known in electric vehicles, multiple individual battery cells are connected in a specific arrangement to form a battery pack. These packs can vary in size and configuration based on the vehicle's design and desired performance. One of the most common methods of connecting batteries in electric cars is the series connection in which the positive terminal of one battery is connected to the negative terminal of the next battery, and so on. This arrangement increases the overall voltage of the battery pack. By connecting batteries in series, the total voltage of the battery pack is the sum of the voltages of the individual batteries, while the overall capacity (in ampere-hours) remains the same. The second common method of connecting the batteries is a parallel connection, where the positive terminals of all batteries are connected together, and the negative terminals are connected together. This arrangement increases the overall capacity of the battery pack while the voltage remains the same as that of individual batteries. For example, if you have four batteries each with a capacity of 2000mAh and you connect them in parallel, the total pack capacity would be 8000mAh (2000mAh + 2000mAh + 2000mAh + 2000mAh), while the voltage remains the same as a single battery. The series and parallel connection can be combined as a series-parallel connection. In fact, in many electric cars, a combination of series and parallel connections is used to achieve the desired balance between voltage and capacity. By arranging batteries in both series and parallel configurations, manufacturers can create battery packs that meet the specific voltage and capacity requirements of the vehicle. These arrangements allow electric vehicles to achieve the necessary balance between voltage and capacity, ensuring optimal performance, range, and efficiency. Additionally, sophisticated battery management systems (BMS) are employed to monitor and manage the charging and discharging of individual cells within the pack, ensuring the safety and longevity of the battery system. (see e.g. Chen et al. 2019, Corrigan 2022).

The paper is organized as follows. In Section 2 we consider a new model of a coherent system whose reliability is characterized by the physical lifetimes of the components and certain powers the components need to have. We define the operational lifetime of the system depending on two parameters, the physical lifetimes of the components and the components' powers, which are modeled by a product of a certain random variable and a decreasing function, indicating that the powers of the components are decreasing upon use—examples, demonstrating the correctness of the formulas for well-known distributions provided within the text. In Section 3 we provide a formula for calculating the MRL function of the system whose components have a power impact on the system's lifetime.

II. THE RELIABILITY OF THE SYSTEM WITH COMPONENTS THAT HAVE A POWER IMPACT ON THE SYSTEM'S LIFETIME

Let a coherent system consists of n components and X_1, X_2, \dots, X_n be the lifetimes of the components, respectively. We assume that X_1, X_2, \dots, X_n are iid continuous random variables with cdf F and pdf f . Furthermore, suppose that the contribution of each component that is important for functioning of the system consist of a power given by a random variable W . More precisely, $W_i(t) = W_i \varphi(t)$, $i = 1, 2, \dots, n$, is the power that i th component contributes to the system guaranteeing its functioning. The random variables X_i and W_i are assumed to be dependent with joint cdf $F_{X,W}(x, y)$ and joint pdf $f(x, y)$, the random vectors $(X_1, W_1), (X_2, W_2), \dots, (X_n, W_n)$ are independent copies of random vector (X, W) , whose joint distribution function is

$$F_{X,W}(x, w) = C(F_X(x), F_W(w)),$$

where $F_X(x)$ is a marginal distribution function of X and $F_W(w)$ is a marginal distribution function of W . We may assume that $F_W(w) = 1 - \exp(-\lambda w)$, $w > 0, \lambda > 0$ or $F_W(w) = \text{Uniform}(w_1, w_2)$. We assume $\varphi(t)$, $t \geq 0$ is nonnegative and decreasing function possessing properties (1). X_i , $i = 1, 2, \dots, n$ is measured in time units, W is measured in power units that are used in physics.

A. The $n-r+1$ -out-of- n system with components that have a power impact on the system's operation lifetime

Assume that the coherent system functions if at least $n-r+1$ of n components function, and in addition to this the power of the functioning components is at least s . We call this system the $n-r+1$ -out-of- n -power system. Then the functioning time of the system depends on the lifetime $T(X_1, X_2, \dots, X_n)$ as well as on $W_1(t), W_2(t), \dots, W_n(t)$.

If the components have less power than s , then we can interfere with the system by recharging these components, and we can make it work. Denote the functioning time of the $n-r+1$ -out-of- n -power system by $T_{r:n;s} \equiv S(X_1, X_2, \dots, X_n, W_1, W_2, \dots, W_n)$. The reliability of such a system will be defined by combining the physical (or technical) reliability involving the number of the working components, and the operating reliability, i.e. the reliability of useful work of the system involving the required power

necessary for functioning of the system. We will call the reliability defined in this way the operational reliability. The physical (or technical) reliability function is

$$P(t) \equiv P\{X_{r:n} > t\} \quad (2)$$

The system's physical (or technical reliability) function $P(t)$ is determined by the distribution function of r th order statistic and requires the functioning at least $n-r+1$ of the components at time t .

Definition 1. The system's operational-reliability function is

$$\mathbf{P}_s(t) \equiv P\{T_{r:n;s} > t\}$$

$$\begin{aligned} &\equiv P\{X_{r:n} > t \mid W_{[r:n]}(t) > s, W_{[r+1:n]}(t) > s, \dots, W_{[n:n]}(t) > s\} \\ &= P\{X_{r:n} > t \mid \min(W_{[r:n]}(t), W_{[r+1:n]}(t), \dots, W_{[n:n]}(t)) > s\} \end{aligned} \quad (3)$$

where $W_{[i:n]}(t)$ is the concomitant of order statistic $W_{i:n}(t)$, $i = 1, 2, \dots, n$, for a fixed t . The variable s , plays a role of a parameter, t is a time. From this definition; the system's operational reliability is a conditional probability of system's survival given that all the working components have power greater than s . $T_{r:n;s}$ denotes the conditional random variable

$$\{X_{r:n} \mid W_{[r:n]}(t) > s, W_{[r+1:n]}(t) > s, \dots, W_{[n:n]}(t) > s\}.$$

Note that, the model of complex system with two dependent subcomponents per component whose reliability involves the concomitants was considered in Bayramoglu (2013).

Taking into account that $W_i(t) = W_i\varphi(t)$, $i = 1, 2, \dots, n$, where $\varphi(t)$ is a decreasing deterministic function satisfying the properties (1) the operational-reliability function of the system will be calculated with the joint survival function

$$\begin{aligned} \mathbf{Q}(t, s) &\equiv P\{X_{r:n} > t, W_{[r:n]}(t) > s, W_{[r+1:n]}(t) > s, \dots, \\ &\quad W_{[n:n]}(t) > s\} \\ &= P\{X_{r:n} > t, W_{[r:n]} > \frac{s}{\varphi(t)}, W_{[r+1:n]} > \frac{s}{\varphi(t)}, \dots, \\ &\quad W_{[n:n]}(t) > \frac{s}{\varphi(t)}\}. \end{aligned}$$

To find the probability $\mathbf{Q}(t, s)$ we need to evaluate now the following probability

$$\begin{aligned} \mathbf{Q}(t, s) &\equiv P\{X_{r:n} > t, W_{[r:n]} > s, W_{[r+1:n]} > s, \dots, \\ &\quad W_{[n:n]} > s\} \\ &= P\{X_{r:n} > t, \min(W_{[r:n]}, W_{[r+1:n]}, \dots, \\ &\quad W_{[n:n]}) > s\}. \end{aligned} \quad (4)$$

The following lemma presents a formula for the probability (4) in terms of the joint distribution of X and W .

Lemma 1. It is true that

$$\begin{aligned} \mathbf{Q}(t, s) &= P\{X_{r:n} > t, \min(W_{[r:n]}, W_{[r+1:n]}, \dots, W_{[n:n]}) > s\} \\ &= P\{X_{r:n} > t, W_{[r:n]} > s, W_{[r+1:n]} > s, \dots, W_{[n:n]} > s\} \end{aligned}$$

$$\begin{aligned} &= n \binom{n-1}{r-1} \int_t^\infty [P\{X < x\}]^{r-1} [P\{X > x, W > s\}]^{n-r} \\ &\quad \left(\int_s^\infty f_{X,W}(x, y) dy \right) dx, \\ &= n \binom{n-1}{r-1} \int_t^\infty [P\{X < x\}]^{r-1} [\bar{F}(x, s)]^{n-r} \\ &\quad \left(\int_s^\infty f_{X,W}(x, y) dy \right) dx, \end{aligned} \quad (5)$$

$$\text{where } \bar{F}_{X,W}(x, s) = P\{X > x, W > s\}.$$

Proof. (See Appendix.) □

Formula (5) represents the joint survival function of the random variables $X_{r:n}$ and $W_{[1,r:n]} \equiv \min(W_{[r:n]}, W_{[r+1:n]}, \dots, W_{[n:n]})$. The joint pdf of these random variables is given in the following Corollary:

Corollary 1. The joint pdf of $X_{r:n}$ and $W_{[1,r:n]}$ is

$$\begin{aligned} f_{X_{r:n}, W_{[1,r:n]}}(t, s) &= \frac{\partial^2 \mathbf{Q}(t, s)}{\partial t \partial s} = -n(n-r) \binom{n-1}{r-1} \\ &\quad [P\{X < t\}]^{r-1} \times \bar{F}_{X,W}(t, s)]^{n-r-1} \\ &\quad \frac{\partial \bar{F}_{X,W}(t, s)}{\partial s} \int_s^\infty f_{X,W}(t, y) dy \\ &+ n \binom{n-1}{r-1} [P\{X < t\}]^{r-1} [\bar{F}_{X,W}(t, s)]^{n-r} f_{X,W}(t, s) \\ &= -n(n-r) \binom{n-1}{r-1} [P\{X < t\}]^{r-1} \\ &\quad [\bar{F}_{X,W}(t, s)]^{n-r-1} \times \bar{F}(t, \partial s) \\ &\quad \int_s^\infty f_{X,W}(t, y) dy \\ &+ n \binom{n-1}{r-1} [P\{X < t\}]^{r-1} [\bar{F}_{X,W}(t, s)]^{n-r} f_{X,W}(t, s) \end{aligned}$$

where,

$$\begin{aligned}
\bar{F}_{X,W}(\partial t, s) &= \frac{\partial}{\partial t} \bar{F}_{X,W}(t, s) \\
&= \frac{\partial}{\partial t} \int_t^\infty \int_s^\infty f_{X,W}(x, y) dy dx \\
&= - \int_s^\infty f_{X,W}(t, y) dy \\
\bar{F}_{X,W}(-\partial t, s) &\equiv -\bar{F}_{X,W}(\partial t, s), \\
\bar{F}_{X,W}(t, \partial s) &= \frac{\partial}{\partial s} \bar{F}_{X,W}(t, s) \\
&= \frac{\partial}{\partial s} \int_t^\infty \int_s^\infty f_{X,W}(x, y) dy dx \\
&= - \int_t^\infty f_{X,W}(x, s) dx \\
\bar{F}_{X,W}(t, -\partial s) &\equiv -\bar{F}_{X,W}(t, \partial s) \\
&\text{and} \\
&\frac{\partial}{\partial s} \left[\frac{\partial}{\partial t} \int_t^\infty \int_s^\infty f_{X,W}(x, y) dy dx \right] \\
&= \frac{\partial}{\partial s} \left[- \int_s^\infty f_{X,W}(t, y) dy \right] \\
&= \frac{\partial \bar{F}_{X,W}(-\partial t, s)}{\partial s} = f_{X,W}(t, s)
\end{aligned}$$

Proof. Differentiating with respect to t , we have

$$\begin{aligned}
\frac{\partial Q(t, s)}{\partial t} &= -n \binom{n-1}{r-1} F_X^{r-1}(t) [\bar{F}_{X,W}(t, s)]^{n-r} \\
&\quad \left(\int_s^\infty f_{X,W}(t, y) dy \right) \\
\frac{\partial^2 Q(t, s)}{\partial t \partial s} &= -n(n-r) \binom{n-1}{r-1} F_X^{r-1}(t) [\bar{F}_{X,W}(t, s)]^{n-r-1} \\
&\quad \frac{\partial \bar{F}_{X,W}(t, s)}{\partial s} \left(\int_s^\infty f_{X,W}(t, y) dy \right) \\
&\quad -n \binom{n-1}{r-1} F_X^{r-1}(t) [\bar{F}_{X,W}(t, s)]^{n-r} \\
&\quad (-f_{X,W}(t, s)) \\
&= -n(n-r) \binom{n-1}{r-1} F_X^{r-1}(t) [\bar{F}_{X,W}(t, s)]^{n-r-1} \\
&\quad \frac{\partial \bar{F}_{X,W}(t, s)}{\partial s} \left(\int_s^\infty f_{X,W}(t, y) dy \right) \\
&\quad +n \binom{n-1}{r-1} F_X^{r-1}(t) [\bar{F}_{X,W}(t, s)]^{n-r} \\
&\quad f_{X,W}(t, s).
\end{aligned} \tag{6}$$

Remark 1. It is clear from (7) that if X and W are

independent, then

$$\begin{aligned}
&f_{X_{r:n}, W_{[1,r:n]}}(t, s) \\
&= n(n-r) \binom{n-1}{r-1} F_X^{r-1}(t) [\bar{F}_X(t)]^{n-r-1} [\bar{F}_W(s)]^{n-r-1} \\
&\quad f_W(s) [\bar{F}_X(t)] f_X(t) [\bar{F}_W(s)] \\
&\quad +n \binom{n-1}{r-1} F_X^{r-1}(t) [\bar{F}_X(t)]^{n-r} [\bar{F}_W(s)]^{n-r} \\
&\quad f_W(s) f_X(t) \\
&= n(n-r) \binom{n-1}{r-1} F_X^r(t) [\bar{F}_X(t)]^{n-r-1} [\bar{F}_W(s)]^{n-r-1} \\
&\quad f_W(s) f_X(t) [\bar{F}_W(s)] \\
&\quad +n \binom{n-1}{r-1} F_X^{r-1}(t) [\bar{F}_X(t)]^{n-r} [\bar{F}_W(s)]^{n-r} f_W(s) f_X(t).
\end{aligned} \tag{8}$$

Remark 2. It can be easily checked from (5) that if $s = 0$, then

$$\begin{aligned}
P\{X_{r:n} > t, W_{[r:n]} > 0, W_{[r+1:n]} > 0, \dots, W_{[n:n]} > 0\} \\
&= n \binom{n-1}{r-1} \int_t^\infty [P\{X < x\}]^{r-1} [\bar{F}(x, 0)]^{n-r} \\
&\quad \left(\int_0^\infty f_{X,W}(x, y) dy \right) dx \\
&= n \binom{n-1}{r-1} \int_t^\infty [P\{X < x\}]^{r-1} [1 - F_X(x)]^{n-r} f_X(x) dx \\
&= P\{X_{r:n} > t\},
\end{aligned}$$

which is a marginal survival function of $X_{r:n}$.

Example 1. Let X and W are independent random variables with exponential cdf $F_X(t) = 1 - \exp(-t)$, $t \geq 0$ and Pareto cdf $F_W(s) = 1 - \frac{1}{(s+1)^2}$, $s \geq 0$, respectively. The corresponding pdf's are

$$\begin{aligned}
f_X(t) &= \begin{cases} e^{-t} & t \geq 0 \\ 0 & \text{otherwise} \end{cases} \\
f_W(s) &= \begin{cases} \frac{2}{(s+1)^3} & s \geq 0 \\ 0 & \text{otherwise} \end{cases}.
\end{aligned}$$

Then

$$f_{X_{r:n}, W_{[1,r:n]}}(t, s) = \begin{cases} \frac{2n(n-r+1) \binom{n-1}{r-1}}{(s+1)^{3+2(n-r)} (1-e^{-t})} (e^t - 1)^r e^{-(n+1)t}, & t \geq 0, s \geq 0 \\ 0 & \text{otherwise} \end{cases} \tag{9}$$

To leave no doubt that the results are correct one can easily verify using Maple 15 that,

$$\int_0^\infty \int_0^\infty f_{X_{r:n}, W_{[1,r:n]}}(t, s) dt ds = 1. \tag{7}$$

□

We use Maple 15 also to provide graphs of pdf's and reliability functions. Below we provide a graph of (9) for $n = 6, r = 3$ and $n = 10, r = 7$

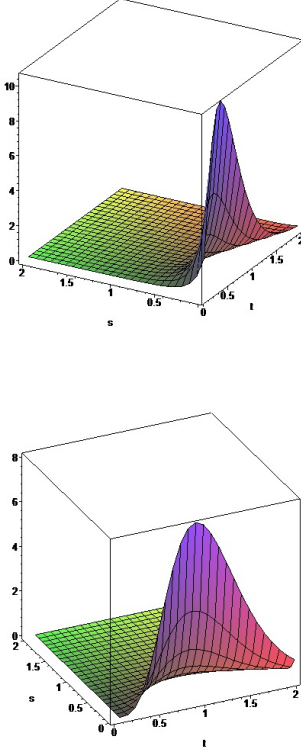


Figure 1. Graph of joint pdf $f_{X_{r:n}, W_{[1,r:n]}}(t, s)$ for $n = 6, r = 3$ and $n = 10, r = 7$

Example 2. Let X and W are dependent random variable with Farlie-Gumbel-Morgenstern (FGM) copula, $C(u, v) = uv\{1 + \alpha(1 - u)(1 - v)\}, 0 \leq u, v \leq 1$. The joint cdf is $F_{X,W}(x, y) = F_X(x)F_W(y)\{1 + \alpha(1 - F_X(x)(1 - F_W(y)))\}$. Let X has Exponential(1) distribution and W has Uniform(2, 5) distribution, i.e.

$$F_X(x) = \begin{cases} 1 - \exp(-x), & x \geq 0 \\ 0, & x < 0 \end{cases},$$

$$F_W(w) = \begin{cases} 0, & w < 2 \\ (w - 2)/(5 - 2), & 2 \leq w \leq 5 \\ 1, & w > 5 \end{cases},$$

Using Maple 15 we have calculated the survival function

$$Q(t, s) = P\{X_{r:n} > t, \min(W_{[r:n]}, \dots, W_{[n:n]}) > s\}$$

and the joint distribution function

$$G(t, s) = P\{X_{r:n} \leq t, \min(W_{[r:n]}, \dots, W_{[n:n]}) \leq s\}$$

$$= 1 - \bar{F}_{X_{r:n}}(t) - \bar{F}_{\min(W_{[r:n]}, \dots, W_{[n:n]})} + Q(t, s),$$

where

$$\bar{F}_{X_{r:n}}(t) \text{ and } \bar{F}_{\min(W_{[r:n]}, \dots, W_{[n:n]})}$$

are marginal survival functions of $X_{r:n}$ and $\min(W_{[r:n]}, \dots, W_{[n:n]})$, respectively. The expressions are complicated, that is why we give only graphs for special values of n, r and α plotted in Maple 15. In Figure 2 the graphs of $Q(t, s)$ and $G(t, s)$ are given for $n = 10, r = 4, \alpha = 1$

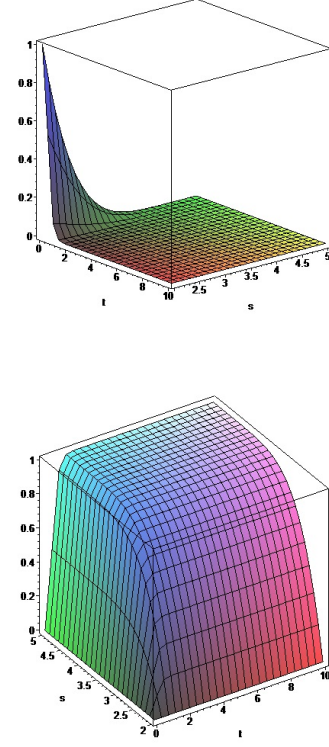


Figure 2. Graphs of $Q(t, s)$ and $G(t, s)$ for $n = 10, r = 4, \alpha = 1$

Now, using the result of Lemma 1, the operational reliability of the system can be expressed as in the following theorem.

Theorem 2. The joint survival function of the random variables $X_{r:n}$ and $\min\{W_{[r:n]}(t), W_{[r+1:n]}(t), \dots, W_{[n:n]}(t)\}$ is

$$\begin{aligned} Q(t, s) &\equiv P\{X_{r:n} > t, W_{[r:n]}(t) > s, W_{[r+1:n]}(t) > s, \dots, \\ &\quad W_{[n:n]}(t) > s\} \\ &= P\{X_{r:n} > t, W_{[r:n]} > \frac{s}{\varphi(t)}, W_{[r+1:n]} > \frac{s}{\varphi(t)}, \dots, W_{[n:n]} > \frac{s}{\varphi(t)}\} \\ &= n \binom{n-1}{r-1} \int_t^\infty [P\{X < x\}]^{r-1} [P\{X > x, W > \frac{s}{\varphi(t)}\}]^{n-r} \\ &\quad \left(\int_{\frac{s}{\varphi(t)}}^\infty f_{X,W}(x, y) dy \right) dx \\ &= n \binom{n-1}{r-1} \int_{\frac{s}{\varphi(t)}}^\infty \int_t^\infty [P\{X < x\}]^{r-1} [P\{X > x, W > \frac{s}{\varphi(t)}\}]^{n-r} \\ &\quad \frac{s}{\varphi(t)}]^{n-r} f_{X,W}(x, y) dx dy \\ &= n \binom{n-1}{r-1} \int_{\frac{s}{\varphi(t)}}^\infty \int_t^\infty [P\{X < x\}]^{r-1} [\bar{F}_{X,W}(x, \frac{s}{\varphi(t)})]^{n-r} \\ &\quad f_{X,W}(x, y) dx dy. \end{aligned} \tag{10}$$

Note that,

$$\begin{aligned}\bar{F}_{X,W}(x, w) &= P\{X > x, W > w\} \\ &= \hat{C}(\bar{F}_X(x), \bar{F}_W(w)),\end{aligned}$$

where

$$\hat{C}(u, v) = u + v + C(1 - u, 1 - v) - 1$$

is a survival copula of $C(u, v)$, $\bar{F}_X(x)$ is a survival function of X , $\bar{F}_W(w)$ is a survival function of W , $f_{X,W}(x, w)$ is a joint pdf of X and W .

Corollary 2. Let X and W be independent random variables, i.e. $C(u, v) = uv$ and $F_{X,W}(x, w) = F_X(x)F_W(w)$, for all $(x, w) \in \mathbb{R}^2$. Then for any $t > 0$ and $s > 0$,

$$\begin{aligned}\mathbf{Q}(t, s) &= P\{X_{r:n} > t, W_{[r:n]}(t) > s, W_{[r+1:n]}(t) > s, \dots, \\ &\quad W_{[n:n]}(t) > s\} \\ &= P\{X_{r:n} > t, W_{[r:n]} > \frac{s}{\varphi(t)}, W_{[r+1:n]} > \frac{s}{\varphi(t)}, \dots, \\ &\quad W_{[n:n]} > \frac{s}{\varphi(t)}\} \\ &= n \binom{n-1}{r-1} \left[\bar{F}_W\left(\frac{s}{\varphi(t)}\right) \right]^{n-r+1} \\ &\quad \times \int_t^\infty [F_X(x)]^{r-1} [1 - F_X(x)]^{n-r} dx.\end{aligned}\quad (11)$$

Example 3. () Let $F_X(x) = 1 - \exp(-x)$, $x > 0$, $F_W(s) = 1 - \exp(-s)$, $\varphi(t) = \exp(-t)$, $n = 10$, $r = 6$. We have calculated the survival function $\mathbf{Q}(t, s)$ using formula (11). The graph plotted in Maple 15 is given below in Figure 3.

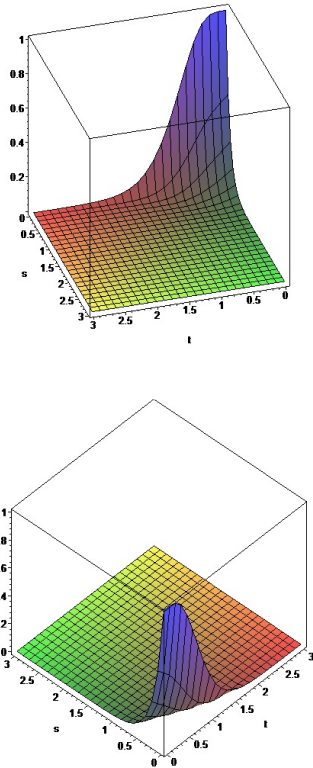


Figure 3. Graph of joint survival function $\mathbf{Q}(t, s)$ given in (11), for $n = 10$, $r = 6$

III. THE OPERATIONAL RELIABILITY

Taking $t = 0$ in (10) we can write the marginal survival function of the random variable

$$\min\{W_{[r:n]}(t), W_{[r+1:n]}(t), \dots, W_{[n:n]}(t)\}$$

as

$$\begin{aligned}D(s) &\equiv P\{\min\{W_{[r:n]}(t), W_{[r+1:n]}(t), \dots, W_{[n:n]}(t)\} > s\} \\ &= n \binom{n-1}{r-1} \int_s^\infty \int_{0t}^\infty [P\{X < x\}]^{r-1} [\bar{F}_{X,W}(x, s)]^{n-r} \\ &\quad f_{X,W}(x, y) dx dy \\ &= n \binom{n-1}{r-1} \int_0^\infty [P\{X < x\}]^{r-1} [P\{X > x, W > s\}]^{n-r} \\ &\quad \times \left(\int_s^\infty f_{X,W}(x, y) dy \right) dx,\end{aligned}\quad (12)$$

since $\varphi(0) = 1$.

Definition 2. The operational reliability of the system is determined as

$$\begin{aligned}\mathbf{P}_s(t) &\equiv \mathbf{P}\{X_{r:n} > t \mid \min\{W_{[r:n]}(t), W_{[r+1:n]}(t), \dots, \\ &\quad W_{[n:n]}(t)\} > s\} \\ &= \mathbf{Q}(t, s) / D(s)\end{aligned}$$

It is clear that $\mathbf{P}_s(t)$ is a probability of $(n - r + 1)$ -out-of- n system's physical failure at time t , i.e. the physical failure of the r th component, given that at time t , all the working components have required power greater than s . Here, obviously s indicates a given minimal required power the working components must have and plays a role of a parameter.

Using (10) and (12) we have for the operational reliability of the system

$$\mathbf{P}_s(t) = \frac{\int_t^\infty [P\{X < x\}]^{r-1} [P\{X > x, W > \frac{s}{\varphi(t)}\}]^{n-r} \left(\int_{\frac{s}{\varphi(t)}}^\infty f_{X,W}(x, y) dy \right) dx}{\int_0^\infty [P\{X < x\}]^{r-1} [P\{X > x, W > s\}]^{n-r} \left(\int_s^\infty f_{X,W}(x, y) dy \right) dx}.\quad (13)$$

Below we provide the graph of $\mathbf{P}_s(t)$ plotted in Maple 15, for fixed values of $s = 0, 2, 4, 6, 8, 10$ for $F_X(x) = 1 - \exp(-x)$, $x \geq 0$, $F_W(y) = 1 - \exp(-y)$, $y \geq 0$, $n = 6$, $r = 5$, $F_{X,W}(x, y) = F_X(x)F_W(y)\{1 + \alpha(1 - F_X(x))(1 - F_W(y))\}$, $\alpha = 1$

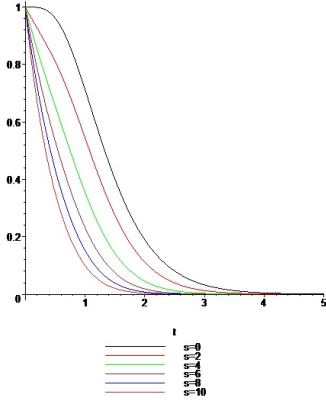


Figure 4. Graph of $P_s(t)$ for different values of s

Remark 3. Obviously, the definition of the operational reliability function is different than the reliability function of ordinary $(n-r+1)$ -out-of- n coherent system. The operational lifetime of the sytem is measured by a conditional random variable $(X_{r:n} \mid (\min\{W_{[r:n]}(t), W_{[r+1:n]}(t), \dots, W_{[n:n]}(t)\} > s))$ whose distribution is given in (13), whereas the reliability of ordinary $(n-r+1)$ -out-of- n is measured just with the survival function of $X_{r:n}$. The condition $(\min\{W_{[r:n]}(t), W_{[r+1:n]}(t), \dots, W_{[n:n]}(t)\} > s)$ ensures that the power of each surviving component of the system at time t is at least s .

IV. MEAN RESIDUAL LIFE FUNCTION

Consider a conditional random variable

$$T_{r:n;s} \equiv (X_{r:n} \mid X_{r:n} > t, \min\{W_{[r:n]}(t), W_{[r+1:n]}(t), \dots, W_{[n:n]}(t)\} > s)$$

The operational mean residual life (MRL) function of the system is defined as

$$\begin{aligned} \Psi_{r:n;s}(t) &\equiv E\{T_{r:n;s} - t\} \\ &= E\{X_{r:n} - t \mid X_{r:n} > t, \min\{W_{[r:n]}(t), W_{[r+1:n]}(t), \dots, W_{[n:n]}(t)\} > s\} \\ &= E\{X_{r:n} \mid X_{r:n} > t, \min\{W_{[r:n]}(t), W_{[r+1:n]}(t), \dots, W_{[n:n]}(t)\} > s\} - t. \end{aligned}$$

Lemma 3. The cdf of the random variable $T_{r:n;s}$ is

$$F_{T_{r:n;s}}(x) = 1 - \frac{\mathbf{Q}(x, s)}{\mathbf{Q}(t, s)}, t < x,$$

and the pdf of $T_{r:n;s}$ is

$$f_{T_{r:n;s}}(x) = \frac{d}{dx} F_{T_{r:n;s}}(x)$$

$$\begin{aligned} &= \left\{ \left[\bar{F}_W \left(\frac{s}{\varphi(t)} \right) \right]^{n-r+1} \int_t^\infty [F_X(u)]^{r-1} [1 - F_X(u)]^{n-r} du \right\}^{-1} \times \\ &\quad \left\{ (n-r) \left[\bar{F}_W \left(\frac{s}{\varphi(x)} \right) \right]^{n-r} f_W \left(\frac{s}{\varphi(x)} \right) \frac{s\varphi'(x)}{\varphi^2(x)} \int_x^\infty [F_X(u)]^{r-1} [1 - F_X(u)]^{n-r} du \right. \\ &\quad \left. - \left[\bar{F}_W \left(\frac{s}{\varphi(x)} \right) \right]^{n-r+1} [F_X(x)]^{r-1} [1 - F_X(x)]^{n-r} \right\}, \\ &x > t, \quad f_{T_{r:n;s}}(x) = 0 \quad \text{if } x \leq t. \end{aligned} \quad (14)$$

Proof. (see Appendix) \square

Using (14) the MRL function can be calculated as

$$\Psi_{r:n;s}(t) = \int_t^\infty x f_{T_{r:n;s}}(x) dx - t.$$

V. CONCLUSION

In this work we are interested in the reliability of coherent systems characterized by the physical lifetimes of their components and also by the level of power they contribute to the system. The reliability of such systems can be expressed in terms of the order statistics of the lifetimes of the components and the joint survival functions of their concomitants. The formulas for a reliability function are derived. Examples with known lifetime distributions with graphs are presented. The formula for the mean residual life function is given.

REFERENCES

- [1] Barlow, R. and Proschan, F. (1981). *Statistical Theory of Reliability and Life Testing: Probability models*. Hold, Reinhart and Wiston, Inc. Silver Spring, MD.
- [2] Gnedenko, B.V., Yu.K. Belyayev, Yu.K. and A.D. Solov'yev, A.D. (1969) *Mathematical Methods of Reliability Theory*. Academic Press.
- [3] Samaniego, F.J. (2007). System signatures and their applications in engineering reliability. *International Series in Operation Research and Management Science*, Vol 110, Springer, New York.
- [4] Bairamov, I., Ahsanullah, M. and Akhundov, I. (2002) A residual life function of a system having parallel or series structures. *Journal of Statistical Theory and Applications*. 1(2), 119–32.
- [5] Asadi, M. and Bairamov, I. (2005) A note on the mean residual life function of the parallel systems. *Communications in Statistics-Theory and Methods*, 34(1), 1–12.
- [6] Asadi M and Bayramoglu, I. (2006) The mean residual lifefunction of a k-out-of-n structure at the system level. *IEEE Transactions on Reliability*, 55(2), 314–318.
- [7] Bairamov, I. and Arnold, B.C. (2008) On the residual life lengths of the remaining components in an $(n-k+1)$ -out-of- n system. *Statistics and Probability Letters*. 78(8), 945–52.
- [8] Bayramoglu, I. (2013) Reliability and mean residual life of complex systems with two dependent components per element. *IEEE Transactions on Reliability*, 62(1), 276–285.
- [9] Chen, W., Liang, J., Yang, Z., & Li, G. (2019). A Review of Lithium-Ion Battery for Electric Vehicle Applications and Beyond. *Energy Procedia*, 158, 4363–4368.
- [10] Dennis A. Corrigan (2022) Electric Vehicle Batteries: Past, Present, and Future. *Electrochem. Soc. Interface* 31, 63.

- [11] Eryilmaz, s. (2013) Reliability of a K-Out-of-n System Equipped With a Single Warm Standby Component. *IEEE Transactions on Reliability*, 62(2), 499-503.
- [12] Li, Ch. and Li, X. (2023) On k-out-of-n systems with homogeneous components and one in dependent coldstandby redundanc. *Statistics & Probability Letters*, 203, 109918.
- [13] Iscioglu, F. and Erem A. (2020) Reliability analysis of a multi-state system with identical units having two dependent components. *Proceedings of the Institution of Mechanical Engineers, Part O: Journal of Risk and Reliability*. 235(2), 241-252.
- [14] Goli, S. (2019) On the conditional residual lifetime of coherent systems underdouble regularly checking. *Naval Research Logistics* , 66, 352–363.

VI. APPENDIX

Proof. (Proof of Lemma 1) Using independence of random vectors $(X_1, W_1), \dots, (X_n, W_n)$, and conditioning on $\{X = u, Y = y\}$ we can write

$$\begin{aligned}
 P\{X_{r:n} > t, W_{[r:n]} > s, W_{[r+1:n]} > s, \dots, W_{[n:n]} > s\} \\
 &= \sum_{k=1}^n P\{X_{r:n} > t, W_{[r:n]} > s, W_{[r+1:n]} > s, \dots, \\
 &\quad W_{[n:n]} > s, "X_k \text{ is } X_{r:n}"\} \\
 &= \sum_{k=1}^n \sum_{i_1, i_2, \dots, i_{r-1}, i_{r+1}, \dots, i_n} P\{X_k > t, W_k > \\
 &\quad s, W_{i_{r+1}} > s, \dots, W_{i_n} > s, \\
 X_{i_1} < X_k, \dots, X_{i_{r-1}} < X_k, X_{i_{r+1}} > X_k, \dots, X_{i_n} > X_k\} \\
 &= \sum_{k=1}^n \sum_{i_1, i_2, \dots, i_{r-1}, i_{r+1}, \dots, i_n} \int \int P\{X_k > t, W_k > \\
 &\quad s, W_{i_{r+1}} > s, \dots, W_{i_n} > s, \\
 X_{i_1} < X_k, \dots, X_{i_{r-1}} < X_k, X_{i_{r+1}} > \\
 X_k, \dots, X_{i_n} > X_k \mid X_k = x, W_k = y\} \\
 dF_{X_k, W_k}(x, y) \\
 &= \sum_{k=1}^n \sum_{i_1, i_2, \dots, i_{r-1}, i_{r+1}, \dots, i_n} \int_s^\infty \int_t^\infty P\{X_{i_1} < x, \dots, \\
 &\quad X_{i_{r-1}} < x, \\
 X_{i_{r+1}} > x, \dots, X_{i_n} > x, W_{i_{r+1}} > s, \dots, W_{i_n} > s\} \\
 dF_{X_k, W_k}(x, y) \\
 &= n \binom{n-1}{r-1} \int_s^\infty \int_t^\infty [P\{X < x\}]^{r-1} [P\{X > x, W > s\}]^{n-r} \\
 f_{X_k, W_k}(x, y) dx dy \\
 &= n \binom{n-1}{r-1} \int_t^\infty [P\{X < x\}]^{r-1} [P\{X > x, W > s\}]^{n-r} \\
 \left(\int_s^\infty f_{X, W}(x, y) dy \right) dx
 \end{aligned} \tag{15}$$

where

$$\bar{F}(x, s) = P\{X > x, W > s\}.$$

Note that in passing from (15) to (16) we use the independence of vectors $(X_1, W_1), \dots, (X_n, W_n)$ and write

$$\begin{aligned}
 &\int \int P\{X_k > t, W_k > s, W_{i_{r+1}} > s, \dots, W_{i_n} > s, \\
 &\quad X_{i_1} < X_k, \dots, X_{i_{r-1}} < X_k, X_{i_{r+1}} > X_k, \dots, \\
 &\quad X_{i_n} > X_k \mid X_k = x, W_k = y\} dF_{X, W}(u, y) \\
 &= \lim_{h_1 \rightarrow 0, h_2 \rightarrow 0} \int \int \frac{1}{P\{x < X_k < x + h_1, y < W_k < y + h_2\}} \times \\
 &\quad \times P\{X_k > t, W_k > s, W_{i_{r+1}} > s, \dots, W_{i_n} > s, \\
 &\quad X_{i_1} < t, \dots, X_{i_{r-1}} < t, X_{i_{r+1}} > t, \dots, X_{i_n} > t, \\
 &\quad x < X_k < x + h_1, y < W_k < y + h_2\} f_{X_k, W_k}(x, y) dx dy \\
 &= n \binom{n-1}{r-1} \int_s^\infty \int_t^\infty [P\{X < x\}]^{r-1} [P\{X > x, W > s\}]^{n-r} \\
 &\quad f_{X, W}(x, y) dx dy.
 \end{aligned} \tag{16}$$

□

Proof. (Proof of Lemma 2) The distribution of $T_{r:n;s}$ can be derived from (13). Indeed,

$$\begin{aligned}
 F_{T_{r:n;s}}(x) &\equiv P\{T_{r:n;s} \leq x\} \\
 &= P\{X_{r:n} \leq x \mid X_{r:n} > t, \min\{W_{[r:n]}(t), W_{[r+1:n]}(t), \dots, W_{[n:n]}(t)\} > s\} \\
 &= \frac{P\{X_{r:n} \leq x, X_{r:n} > t, \min\{W_{[r:n]}(t), W_{[r+1:n]}(t), \dots, W_{[n:n]}(t)\} > s\}}{P\{X_{r:n} > t, \min\{W_{[r:n]}(t), W_{[r+1:n]}(t), \dots, W_{[n:n]}(t)\} > s\}} \\
 &= \frac{P\{t < X_{r:n} \leq x, \min\{W_{[r:n]}(t), W_{[r+1:n]}(t), \dots, W_{[n:n]}(t)\} > s\}}{P\{X_{r:n} > t, \min\{W_{[r:n]}(t), W_{[r+1:n]}(t), \dots, W_{[n:n]}(t)\} > s\}} \\
 &= \frac{P\{X_{r:n} \leq x, \min\{W_{[r:n]}(t), W_{[r+1:n]}(t), \dots, W_{[n:n]}(t)\} > s\}}{P\{X_{r:n} > t, \min\{W_{[r:n]}(t), W_{[r+1:n]}(t), \dots, W_{[n:n]}(t)\} > s\}} - \\
 &\quad \frac{P\{X_{r:n} \leq t, \min\{W_{[r:n]}(t), W_{[r+1:n]}(t), \dots, W_{[n:n]}(t)\} > s\}}{P\{X_{r:n} > t, \min\{W_{[r:n]}(t), W_{[r+1:n]}(t), \dots, W_{[n:n]}(t)\} > s\}} \\
 &= \frac{P\{X_{r:n} \leq x \mid \min\{W_{[r:n]}(t), W_{[r+1:n]}(t), \dots, W_{[n:n]}(t)\} > s\}}{P\{X_{r:n} > t \mid \min\{W_{[r:n]}(t), W_{[r+1:n]}(t), \dots, W_{[n:n]}(t)\} > s\}} - \\
 &\quad \frac{P\{X_{r:n} \leq t \mid \min\{W_{[r:n]}(t), W_{[r+1:n]}(t), \dots, W_{[n:n]}(t)\} > s\}}{P\{X_{r:n} > t \mid \min\{W_{[r:n]}(t), W_{[r+1:n]}(t), \dots, W_{[n:n]}(t)\} > s\}} \\
 &= \frac{1 - Q(x, s)}{1 - Q(t, s)} - \frac{1 - Q(t, s)}{1 - Q(t, s)} \\
 &= \frac{Q(t, s) - Q(x, s)}{Q(t, s)} = 1 - \frac{Q(x, s)}{Q(t, s)}, t < x.
 \end{aligned}$$

Since,

$$\begin{aligned}
 Q(x, s) &= n \binom{n-1}{r-1} \left[\bar{F}_W\left(\frac{s}{\varphi(x)}\right) \right]^{n-r+1} \\
 &\quad \times \int_x^\infty [F_X(u)]^{r-1} [1 - F_X(u)]^{n-r} du, \\
 &\quad \text{and} \\
 \frac{d}{dx} Q(x, s) &= (n-r+1) n \binom{n-1}{r-1} \left[\bar{F}_W\left(\frac{s}{\varphi(x)}\right) \right]^{n-r} \\
 &\quad f_W\left(\frac{s}{\varphi(x)}\right) \frac{s\varphi'(x)}{\varphi^2(x)} \times \int_x^\infty [F_X(u)]^{r-1} [1 - F_X(u)]^{n-r} du \\
 &\quad - n \binom{n-1}{r-1} \left[\bar{F}_W\left(\frac{s}{\varphi(x)}\right) \right]^{n-r+1} [F_X(x)]^{r-1} [1 - F_X(x)]^{n-r}
 \end{aligned} \tag{16}$$

the pdf of $T_{r:n;s}$ can be found as follows:

$$f_{T_{r:n;s}}(x) = \frac{d}{dx} F_{T_{r:n;s}}(x)$$

$$\begin{aligned}
&= \left\{ \left[\bar{F}_W \left(\frac{s}{\varphi(t)} \right) \right]^{n-r+1} \int_t^\infty [F_X(u)]^{r-1} [1 - F_X(u)]^{n-r} du \right\}^{-1} \times \\
&\quad \left\{ - \left[\bar{F}_W \left(\frac{s}{\varphi(x)} \right) \right]^{n-r+1} [F_X(x)]^{r-1} [1 - F_X(x)]^{n-r} \right. \\
&\quad \left. + (n-r) \left[\bar{F}_W \left(\frac{s}{\varphi(x)} \right) \right]^{n-r} f_W \left(\frac{s}{\varphi(x)} \right) \frac{s\varphi'(x)}{\varphi^2(x)} \right. \\
&\quad \left. \int_x^\infty [F_X(u)]^{r-1} [1 - F_X(u)]^{n-r} du, \right. \\
&x > t, \quad f_{Tr:n,s}(x) = 0 \text{ if } x \leq t.
\end{aligned}$$

□

Ismihan Bayramoglu (Ismihan Bairamov) is presently a Professor of Mathematics and Statistics at Izmir University of Economics. His research interests focus mainly on the theory of statistics, probability, reliability engineering, nonparametric statistics, and multivariate distributions and copulas. He has published numerous articles and chapters in books dealing with a wide range of theoretical and applied issues of theoretical statistics and applications. He serves as an associate editor and as a guest editor of several international journals.



Ismihan Bayramoglu (Ismihan Bairamov) is presently a Professor of Mathematics and Statistics at Izmir University of Economics. His research interests focus mainly on the theory of statistics, probability, reliability engineering, nonparametric statistics, and multivariate distributions and copulas. He has published numerous articles and chapters in books dealing with a wide range of theoretical and applied issues of theoretical statistics and applications. He serves as an associate editor and as a guest editor of several international journals.