

Estimands for Single Arm Dose Optimization Trials in Oncology

Ayon Mukherjee^a, Jonathan Moscovici^b and Zheng Liu^c

^a Advanced Biostatistical Sciences (ABS), Merck KGaA, Darmstadt, Germany

^b Center for Statistics in Drug Development (CSDD), IQVIA, Montreal, Canada

^c Novella Clinical Full Service, IQVIA, Melbourne, Australia

ABSTRACT

Phase I dose escalation trials in oncology generally aim to find the maximum tolerated dose (MTD). However, with the advent of molecular targeted therapies and antibody drug conjugates, dose limiting toxicities are less frequently observed, giving rise to the concept of optimal biological dose (OBD), which considers both efficacy and toxicity. The Estimand framework presented in the addendum of the ICH E9(R1) guidelines strengthens the dialogue between different stakeholders by bringing in greater clarity in the clinical trial objectives and by providing alignment between the targeted estimand under consideration and the statistical analysis methods. However, there lacks clarity in implementing this framework in early phase dose optimization studies. This manuscript aims at discussing the Estimand framework for dose optimization trials in oncology considering efficacy and toxicity through utility functions. Such trials should include Pharmacokinetics (PK) data, toxicity data, and efficacy data. Based on these data, the analysis methods used to identify the optimized dose/s are also described. Focusing on optimizing the utility function to estimate the OBD, the population-level summary measure should reflect only the properties used for the estimating this utility function. A detailed strategy recommendation for intercurrent events has been provided using a real-life oncology case study. Key recommendations regarding the estimand attributes include that in a seamless Phase I/II dose optimization trial, the treatment attribute should start when the subject receives the first dose. We argue that such a framework brings in additional clarity to dose optimization trial objectives and strengthens the understanding of the drug under consideration that would enable the correct dose to move to Phase II of clinical development.

KEYWORDS

Bayesian Adaptive Designs, Estimands, Oncology, Intercurrent Events, Project Optimus, Seamless Phase I/II Trials

Correspondence: Ayon Mukherjee. Email: ayon.mukherjee@merckgroup.com, Address : Merck KGaA, Frankfurter Straße 250, 64293, Darmstadt, Germany, Phone : +4915114541716

^o**Abbreviations:** ADA, antidrug antibodies; AE, Adverse Events; AUC, area under the curve; BOIN, Bayesian Optimal Interval Design; U-BOIN, Utility Based BOIN; BOIN12, BOIN Phase I/II Trial Design; BOIN-ET, BOIN for dose finding based on both efficacy and toxicity outcomes; CAR-T, Chimeric antigen receptor T-cell; CD25, Interleukin-2 receptor alpha chain; CI, Confidence Interval; CR, Complete Response; Cmax, maximum concentration; DLT, Dose limiting toxicity; EDEN, Early Development Estimand Nexus; EffTox, Dose-finding based on efficacy-toxicity trade-offs; EPOWG, Early Phase Oncology Working Group; FDA, U.S Food and Drug Administration; E-R, exposure-respons; FIH, First-in-human; HV, healthy volunteers; ICE, intercurrent event; ICH, International Council for Harmonization of Technical Requirements for Pharmaceuticals for Human Use; IND, Investigational New Drug; IQVIA: IMS Health, Quintiles and by way of; ITT, Intent-to-treat; IV, Intravenous; Mar, Missing at Random; MNAR, Missing not at Random; MTD, maximum tolerated dose; OBD, optimal biological dose; OCE, Oncology Center of Excellence; ORR, Objective Response Rate; PD, pharmacodynamic; PK, Pharmacokinetics; PRINTE, Probability Intervals of Toxicity and Efficacy; RECIST, Response Evaluation Criteria in Solid Tumours; RP2D, Recommended Phase 2 dose; SD, Stable Disease; TEPI, Toxicity and Efficacy Probability Interval

1. Introduction

Dose-finding trials in oncology are essential to establish recommended doses for later-phase drug development. Traditionally, Phase I trials developing conventional cytotoxic chemotherapy used designs to identify the maximum tolerated dose (MTD), which is typically defined as the highest dose of a drug or treatment that does not cause unacceptable toxicity in a specified proportion of patients. The MTD is determined by testing increasing doses on different cohorts of subjects with the underlying assumption that both toxicity and efficacy monotonically increase with the dose. Thus, the MTD presents the most efficacious dose that is safe. This assumption, however, is often questionable for immunotherapy, antibody drug conjugates, biospecific antibodies and small molecule targeted therapies. For these novel therapies, drug efficacy does not necessarily increase monotonically with toxicity as the dose level increases. Moreover, some of these novel therapies demonstrate minimal toxicity even in high doses, making the MTD unlikely to be achieved. Therefore, the dose-finding design paradigm, which was developed to find the MTD, may not be suitable for such novel therapies.

The Oncology Center of Excellence (OCE) of the U.S Food and Drug Administration (FDA) initiated Project Optimus with the aim of reforming the dose optimization and dose selection process in oncology drug development (*Project Optimus* | FDA, 2024). The background of Project Optimus is presented in Section 2.2. In light of this reformed dose selection paradigm, emphasis is now moving away from identifying the MTD but instead to determining the optimal biologic dose (OBD), which is considered as the dose that maximizes the benefit/risk profile of the compound based on an understanding of the dose and exposure response. The benefit of the dose of a compound is measured by its efficacy which may plateau or even decrease at high doses. While phase I studies assess the toxicity profile of a compound and phase II studies assess its preliminary efficacy, studies that seek to find this balance between the risk and benefit profile of a compound are called seamless phase I/II trials and are characterized by the aim to identify the optimal dose, as well as the schedule, for late-stage (Phase III) assessment within a single clinical trial protocol. Among the different types of seamless Phase I/II trials proposed by Jaki et al. (2023), this manuscript focuses on dose optimization trials with simultaneous evaluation of toxicity and efficacy to identify the OBD as the recommended Phase 2 dose (RP2D).

A number of novel model-based, rule-based, and model-assisted designs have been proposed to find the OBD in phase I dose optimization trials that consider benefit-risk trade-offs by simultaneous evaluation of the probabilities of treatment efficacy and toxicity. The novel-model based and model-assisted designs have been developed using adaptive Bayesian methods to identify a dose level that optimizes patients' risk-benefit trade-off. Building upon the $i3 + 3$ design for cytotoxic chemotherapies (Liu, Wang, & Ji, 2020), a new design called the joint $i3 + 3$ ($Ji3 + 3$) was proposed by X. Lin and Ji (2020), that takes into account of both safety and efficacy outcomes for dose optimization. The $Ji3 + 3$ design is rule-based, easy to understand for clinicians, and is simple to implement when toxicity and efficacy are both considered as binary endpoints, and allows the monotonic dose-response assumption to be violated. Thall and Cook (2004) introduced the EffTox method, which is an outcome-adaptive, model-based Bayesian procedure that chooses doses of an experimental agent for successive patient cohorts in a trial based on both efficacy and toxicity. The doses in the EffTox design are selected for successive patient cohorts based on a set of efficacy–toxicity trade-off contours that partition the two-dimensional outcome probability domain. Though providing

significant improvement over the conventional dose-finding methods in identifying the optimal dose in a trial, its use in practice has been limited, likely due to its requirement of repeated model fitting, its conceptual and computational complexity, and its nontransparent approach to decision-making. Model-assisted designs achieve similar operating characteristics as the model-based designs, however they are as simple to implement in clinical practice as the rule-based designs. Among the model-assisted designs, X. Lin and Ji (2021) proposed the Probability Intervals of Toxicity and Efficacy (PRINTE) which was built upon the Toxicity and Efficacy Probability Interval (TEPI) design (Li, Whitmore, Guo, & Ji, 2017), utilizing toxicity and efficacy jointly in making dosing decisions, not requiring a pre-elicited decision table and at the same time is capable of handling Ockham's razor (Jefferys & Berger, 1992) in the statistical inference. The Bayesian optimal interval phase I/II (BOIN12) design (R. Lin, Zhou, Yan, Li, & Yuan, 2020) is a transparent and flexible trial design to find the OBD that optimizes the risk-benefit trade-off. The BOIN12 design allocates patients to the dose that optimizes the toxicity-efficacy trade-off. The adaptation rule in BOIN12 design can be pre-tabulated and included in the clinical trial protocol. During the trial conduct, clinicians can simply and transparently review the decision table to allocate patients to a dose without a need for complicated computations as in model-based designs. R. Lin, Zhou, et al. (2020) demonstrated through a simulation study that the BOIN12 method is more robust than the EffTox design because it does not make any model assumptions on the dose toxicity and efficacy curves. It differs from the utility-based BOIN (U-BOIN) design method (Zhou, Lee, & Yuan, 2019), which is a two-stage design for which the first stage performs dose escalation on the basis of toxicity only, and the second stage uses the toxicity-efficacy trade-off for decision making.

The International Council for Harmonization of Technical Requirements for Pharmaceuticals for Human Use ICH E9(R1) (*E9(R1) Statistical Principles for Clinical Trials: Addendum: Estimands and Sensitivity Analysis in Clinical Trials U.S. Food and Drug Administration.*, 2020) introduced the estimands framework and terminology which is recommended to be applied in the design and analysis of clinical trials. The guidance acknowledges that while "the main focus is on randomized clinical trials; the principles are also applicable for single-arm trials and observational studies. The estimands framework applies to any data type, including longitudinal, time-to-first event, and recurrent event data." Englert et al. (2023) pointed out that despite the pertinence of the ICH E9(R1) guidelines to all types of trial phases or data types, research and applications of the estimands framework have mainly been focused on randomized controlled trials as regulatory interest for implementation of the estimand framework is greater in confirmatory clinical trials. The authors, as a part of the Early Development Estimand Nexus (EDEN) task force, introduced the estimands framework in the single-arm early phase setting to ensure common understanding and consistent definitions for key estimands in early phase oncology trials. While developing the estimands framework, the authors focused on non-randomized oncology Phase 1b expansion studies or Phase 2 studies assuming the MTD to be already established and that the recommended Phase 2 dose (RP2D) is usually defined at the end of the Phase 1b. However, this is usually not true in dose optimization paradigms targeting the OBD during the escalation process in Phase I trials.

This manuscript focuses on extending the work of Englert et al. (2023) by constructing an estimand framework in the dose optimization studies which are single-arm non-randomized studies to identify the OBD through a utility function that considers the patient's risk-benefit trade-off, which presents different requirements from MTD trials. This manuscript focuses on the BOIN12 (R. Lin, Zhou, et al., 2020) design

methodology while constructing the estimand framework, as it is simple to implement in practice and therefore widely used in real-life clinical trials, especially for developing Chimeric Antigen Receptor (CAR) T cells therapy (Pan, 2024). However, the proposed framework is applicable for other dose optimization trial designs to identify the OBD through a utility function. The manuscript provides the consolidated view of the authors and is organized as follows. Section 2 outlines a brief background on the use of estimands in clinical trials and the FDA initiative of Project Optimus. Section 3 describes the clinical trial objectives with which the estimands should be aligned. Separate subsections describe detailed recommendations for each of the five estimand attributes (treatment, population, variable, population level summary and possible intercurrent events with related strategies to handle these events). In Section 4, we provide specific guidance on what strategies could be used for different intercurrent events scenarios which are likely to occur in dose optimization studies. In Section 5, we will suggest considerations that need to be accounted for while proposing the analysis methods in a trial protocol for dose optimization studies. The exposure-response modelling analysis methods to identify the optimized dose are also discussed here in this section. Section 6 provides a real-life case study of dose optimization where the proposed estimand framework is implemented. The manuscript concludes with a discussion in Section 7.

2. Background

2.1. Estimands in Clinical Trials

In order to answer a scientific question or hypothesis, it is important to define as clearly as possible all quantities of interest, such as those being measured or estimated. An estimand is defined by ICH E9(R1) as a precise description of the treatment effect reflecting the clinical question posed by the trial objective. It summarizes at a population-level what the outcomes would be in the same patients under different treatment conditions being compared. ICH E9(R1) Addendum recommends to specify estimands as clearly as possible, providing guidelines and a framework for doing so. According to this estimands framework principle, as depicted in Figure 1, “trial planning should proceed in sequence” so that objectives translate to estimands, which lead to estimators and the estimates (Bell, Hamilton, Sailer, & Voss, 2021). This allows a more thorough and standardized method of specifying exactly what is to be estimated. This framework outlines five attributes that characterize each estimand: treatment (what treatments are being compared, if any?), population (which subjects are being targeted by the hypothesis or question?), endpoint (which endpoint variable is to be collected for each patient?), population level summary (how will the individual endpoints be summarized in order to compare treatments?) and the description of potential intercurrent events with appropriate strategies to handle them (how will intercurrent events such as death, drop-out or taking of rescue medication affect the estimand and how will each of these events be handled?). These attributes are not necessarily unrelated and must be considered jointly so that they are consistent.

In many clinical trial protocols, the focus is often beyond the primary estimand and therefore the study may have several estimands of interest such as secondary and supplementary estimands, where each estimand includes several intercurrent events. In such a case, the handling strategies for the intercurrent events associated with each estimand may need to be considered jointly, since they might experience different

needs in terms of data collection and analysis. Some data might not be considered under the primary estimand, but may be considered under the supplementary estimand, based on the strategy being used to handle its related intercurrent events. For example, if the treatment policy strategy is used to handle some intercurrent events for the supplementary estimands instead of while-on-treatment strategy used by the primary estimand, then data need to be collected after an intercurrent event of interest to estimate the supplementary estimand, even if the primary estimand might not necessarily need these data. Considering such potential relationships would be beneficial for the overall framework.

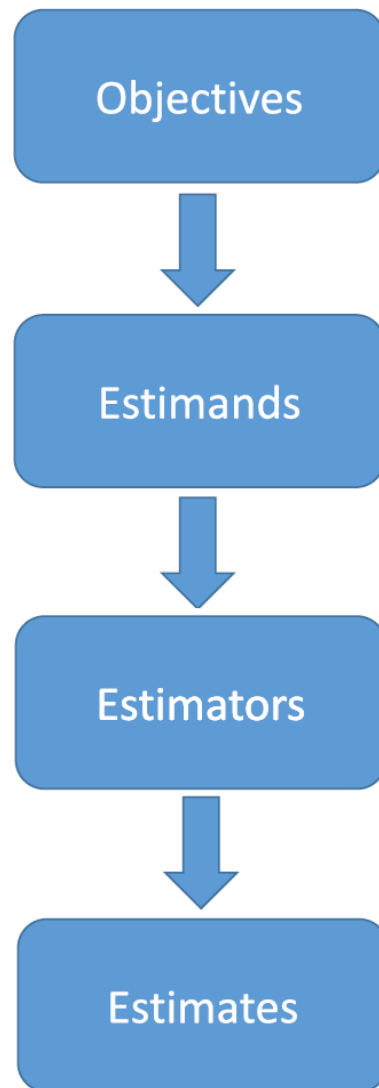


Figure 1. The Central Framework of Estimands According to ICH E9(R1)

2.2. Project Optimus

In 2021, the FDA OCE announced Project Optimus, an initiative to reform and improve dose optimization and selection in oncology drug development, which will have

implications on current and future drug development pipelines in the US and internationally (Murphy, Halford, & Symeonides, 2023). The goal of Project Optimus is to educate, innovate, and collaborate with companies, academia, professional societies, international regulatory authorities, and patients to move forward with a dose-finding and dose optimization paradigm across oncology that emphasizes selection of a dose or doses that maximizes not only the efficacy of a drug but the safety and tolerability as well (*Project Optimus | FDA, 2024*). Through this initiative, the FDA OCE aims to innovate and establish a suitable dose-finding and dose optimization paradigm across oncology that emphasizes the selection of a dose or doses that optimize patients' risk-benefit trade-off by maximizing not only the efficacy of the novel compound, but its safety and tolerability as well.

In January, 2023, FDA published the supportive draft guideline and updated it in August 2024, (*Optimizing the Dosage of Human Prescription Drugs and Biological Products for the Treatment of Oncologic Diseases U.S. Food and Drug Administration., 2024*) related to Project Optimus entitled "Optimizing the Dosage of Human Prescription Drugs and Biological Products for the Treatment of Oncologic Diseases." This guideline is to support sponsors in order to identify the optimal dosage(s) and dosing regimen of drugs for the treatment of oncologic diseases during clinical development before submitting an application for approval for a new indication and usage.

3. The Estimand Attributes in Dose Optimization Studies

Similar to a randomized control study, it is important to define the attributes of the estimand under consideration for early phase dose optimization studies. The primary estimand for such studies is the OBD. The attributes below are used to construct the estimand of interest for dose optimization studies and need to be clearly specified in a clinical trial protocol. In the event that several estimands are of interest, as mentioned earlier it would be beneficial to consider their attributes jointly to ensure strategies are consistent with available data.

3.1. Clinical Trial Objectives

Dose optimization studies target the toxicity and efficacy profiles of the drug candidate, and to identify the optimized dose(s) in balance of acceptable toxicity and satisfied efficacy. This is referred to as the Optimal Biological Dose (OBD) in a seamless phase I/II trial with simultaneous evaluation of toxicity and efficacy. Regarding toxicity, the selected dose/s during treatment need to be well-tolerated with minimized dose modifications such as dose interruption, reductions and discontinuations, and to be with fewer Grade 3/4 and less cumulative Grade 1/2 adverse events of interest. For efficacy, it is to determine firstly if the drug candidate has a clinical effect or not; secondly if the drug effect increases with higher doses or exposure; and thirdly to investigate the characteristics of the dose/exposure and effect relationship. Ultimately, the optimized therapeutic dose(s) considering both toxicity and efficacy need to be determined.

In dose optimization studies, the primary objective is to identify the OBD, as opposed to finding the MTD in dose escalation trials for cytotoxic chemotherapies. Secondary objectives may include PK goals such as dose characterization (Akacha et al., 2021). Therefore, the primary estimand for dose optimization trials needs to define the OBD stating the toxicity and the efficacy criteria based on which the optimization

would be made. The secondary estimands in such cases can define the PK parameters under consideration for the respective trials based on its secondary objectives. Appropriate strategies need to be implemented to handle each estimands. The dose optimization strategy must however include PK sampling and a detailed analysis plan of the PK parameters to support population PK and dose/exposure response analyses for safety and efficacy. Although ICH E9(R1) indicates the importance of defining clinical trial objectives clearly, since they lead directly to the choice of estimands, there is a lack of guidance in specifying the objectives themselves. Care must be taken in the choice of these objectives and typically involve a multi-disciplinary team prioritizing the key stakeholders of the trial (Bell et al., 2021).

3.2. Endpoints/ Variable of Interest

The primary endpoint for a seamless phase I/II dose optimization trial with simultaneous evaluation of toxicity and efficacy is the OBD. The toxicity and efficacy measure commonly used to identify OBD that optimizes patients' risk-benefit trade-off are the dose limiting toxicity (DLT) rate and the response rate respectively. DLTs are side effects of a compound that are serious enough to prevent an increase in dose or level of that treatment. This may also be accompanied by safety endpoints such as the toxicity measures induced by the compound under investigation. The toxicity endpoints are usually the number of Grade 3/4 severe adverse events, mild Grade 1/2 symptomatic adverse events, dose modifications as well as patient report outcome data. In late phase trials, the efficacy endpoints are overall response rate, duration of response etc. In early phase trials however, the efficacy endpoints are usually limited to various biomarkers and surrogates. The endpoints are grouped into continuous variable, categorical variable (e.g. responder vs. non-responder) and time-to-event variable (e.g. death). If responses are delayed, some observed or latent pharmacodynamic (PD) biomarker can be used as a surrogate of the actual clinical response. Exposure-response and PK data can also define the changes in dose and dosing regimens that account for intrinsic and extrinsic patient factors. Both the magnitude of an effect and the time course of effect are important to choosing dose, dosing interval, and monitoring procedures, and even to deciding what dosage form (e.g. controlled-release dosage form) to develop. PK parameters may also be measured across single or multiple doses, as the data permits and every trial protocol needs to be accompanied with a PK sampling and analysis plan.

3.3. Target Population

Dose optimization trials typically target a patient population with a specific oncology indication and a therapeutic line. Often this consists of patients with advanced or metastatic malignancies who have shown disease progression on at least one or two prior lines of therapy. They can also consist of patients who have experienced relapse from or are refractory to a previous treatment. First-in-human (FIH) dose optimization trials in oncology, with the exception of genotoxic oncology drugs, traditionally have been conducted in healthy volunteers (HVs).

There is a close connection between the target subject population and the clinical trial objective which is motivated by the clinical question of interest for the study. While the subject analysis set is the sample of patients analyzed in the clinical trial, it is important to understand and differentiate the target population from the analysis

set. However, it is critical to be mindful that the analysis set represents the target population of interest. To assess anti-tumor activity in the trial, the analysis set typically consists of patients who have received at least one dose of the treatment under consideration.

3.4. Treatment Under Consideration

The estimand attribute of treatment condition for a dose optimization trial should specify the given compound, combination of compounds, or a sequence of the compounds, which are administered during the optimization schedule. It should specify the competing dose levels under consideration in the trial. The planned dosing regimens for the compound or the combination, along with the frequency in which the doses would be administered, need to be carefully chosen at the design stage based on historical information of related clinical data or the pre-clinical study, and need to be included as part of the treatment condition description (Francois Mercier & Victor, 2024).

In randomized treatment comparisons, the treatment condition is normally considered as starting at the time of randomization (Englert et al., 2023). For dose optimization trials, the equivalent would be when the patient has passed the screening period and is eligible for receiving the planned dose. As there is a significant time gap between collection, analysis, and evaluation of the sample for various measurements during the screening period, precisely specifying the date when all screening activities are completed is an important requirement. Similar to the recommendation of Englert et al. (2023) for Phase 1b/Phase 2 trials, using the time of the first dose as the landmark to define the start of the “treatment condition of interest” also applies for dose optimization trials. The date of first dose can be easily collected and precisely determined for each subject. In most dose optimization studies involving novel therapies such as checkpoint inhibitors and chimeric antigen receptor T-cell (CAR-T) therapies there is a significant gap between the intent-to-treat and first dose. The treatment period for the assessment of subjects in the dose optimization study of such novel therapies would effectively start after the actual initiation of treatment and not after the intention of treatment. The definition of the treatment condition of interest should also specify if any assessments after the protocol-defined end of the treatment period will be taken into account (Eisenhauer et al., 2009), or if the treatment would be considered at the expansion stage of the trial such as in Phase Ib.

3.5. Population-Level Summary Measure

Dose optimization methods such as the BOIN12 (R. Lin, Zhou, et al., 2020) design exist which is a single stage design that combines toxicity and safety outcomes to compute a utility score that estimates the OBD by optimizing the risk-benefit trade-off for the patients. These utility scores allow for direct comparison of doses as information is collected and doses are escalated/de-escalated accordingly in order to search for the OBD. The utility scores can combine information regarding safety and efficacy, such as binary outcomes of toxicity/no toxicity and efficacy/no efficacy for each subject and produce a score describing the utility of that outcome. Ideally an outcome of efficacy and no toxicity produces the highest utility, but elicitation of expert information is required to determine the utility there might be in a efficacy/toxicity outcome as well as a no-efficacy/no-toxicity outcome for the indication and patient population of

interest. The study-defined estimand aligned with this objective would also be focusing on the estimation of an absolute utility score based on which the next patient would be assigned to the dose which is most desirable considering the toxicity-efficacy trade-off. As an example of a utility framework, the respective utilities for each combination of safety/efficacy binary outcomes can be expressed by Y , Y_e and Y_t as follows. Set $Y_e = 0$ if no efficacy was observed, and $Y_e = 1$ if efficacy was observed. Set $Y_t = 0$ if no toxicity (such as Dose Limiting Toxicity) was observed, and $Y_t = 1$ if toxicity was observed. For Y , set $Y = 1$ if $(Y_e, Y_t) = (0, 1)$; $Y = 2$, if $(Y_e, Y_t) = (0, 0)$; $Y = 3$, if $(Y_e, Y_t) = (1, 1)$; and $Y = 4$, if $(Y_e, Y_t) = (1, 0)$, where Y_e is a binary indicator for efficacy, such as complete or partial response, and Y_t is a binary indicator for toxicity, such as Dose Limiting Toxicity (DLT). As mentioned in R. Lin, Zhou, et al. (2020), the BOIN12 design can be generalized to multilevel or multiple outcomes as well. $Y = 1$ indicates the least favorable clinical outcome, and $Y=4$ denotes the most favorable clinical outcome. As described by Zhou et al. (2019), define $\pi_{jk} = Pr(Y = k|d = j)$, $k = 1, \dots, K$ and $j = 1, \dots, J$, with $\sum_{k=1}^K \pi_{jk} = 1$ where d denotes the dose level and K is the number of possible outcomes for Y ($K = 4$ in our example here, but can be generalized to more). It is assumed that Y , at each dose level, follows a Dirichlet-multinomial model where:

$$Y = k|d = j \sim \text{Multinomial}(\pi_{j1}, \dots, \pi_{jK}).$$

$$(\pi_{j1}, \dots, \pi_{jK}) \sim \text{Dirichlet}(a_1, \dots, a_K)$$

where $a_1, \dots, a_K > 0$ are hyperparameters. Setting $a_k = 1/K$, $k = 1, \dots, K$, the prior is vague and equivalent to a prior sample size of 1. Once an interim decision time is reached, a posterior distribution can be calculated. Assuming that n_j subjects have been treated as dose $d = j$, where n_{jk} subjects experiences outcome $Y = k$, where $n_j = \sum_{k=1}^K n_{jk}$. Given the observed data $D_j = (n_{j1}, \dots, n_{jK})$, the posterior distribution of $\pi_j = (\pi_{j1}, \dots, \pi_{jK})$ is

$$\pi_j|D_j \sim \text{Dirichlet}(a_1 + n_{j1}, \dots, a_K + n_{jK})$$

The desirability of the doses are measured using a utility function. Call ψ_k the utility assigned to the outcome $Y = k$, where $k = 1, \dots, 4$ in our case. ψ_k should be elicited from expert clinical and study team members' opinion to indicate the risk-benefit for medical treatments. A guideline for this would be:

- (1) Assign $Y = 1$ as $\psi_1 = 0$ as the least desirable outcome (toxicity, no efficacy), and $\psi_4 = 100$ for $Y = 4$ as the most desirable outcome (no toxicity, efficacy).
- (2) Ask the clinical expert in the study team to use these two reference utilities as a guide to assign utility scores for ψ_2 (no toxicity, no efficacy) and ψ_3 (toxicity, efficacy).

Clinical experts with experience in the target indication would be able to provide expert input on the compound under investigation, whether toxicity can be tolerated for additional efficacy and provide consensus on the relative utility scores. An example could be

$$\psi_1 = 0, \psi_2 = 10, \psi_3 = 60, \psi_4 = 100$$

Where 100 (maximum utility) is assigned to ψ_1 (no toxicity, efficacy), 60 is assigned to ψ_3 (toxicity, efficacy), 10 (lower utility) is assigned to ψ_2 (no toxicity, no efficacy), and 0 (lowest utility) is assigned to ψ_4 (toxicity, no efficacy). In this illustration, the relative utility score rewards the response (ie, $Y_e = 1$) more, in the presence of toxicity (ie, $Y_t = 1$), by assigning a larger value to ψ_3 (60 versus 10) than ψ_2 . This is appropriate for a clinical trial where toxicity for the compound under investigation can be well managed and response is highly desirable (eg, leading to long survival). Given the values of ψ_k , the mean utility for dose j is computed the weighted average of π :

$$U_j = \sum_{k=1}^K \psi_k \pi_{jk}$$

Further discussion can be found in discussions of dose optimization methods such as BOIN12 (R. Lin, Zhou, et al., 2020) and UBOIN(Zhou et al., 2019). In the case of BOIN12, the multinomial method described above can be computationally improved by employing a quasi-binomial method described in the supplementary data of the BOIN12 paper (R. Lin, Zhou, et al., 2020). Expert opinion may influence the values of ψ_2 and ψ_3 heavily, since the utility and desirability between toxicity/efficacy can depend on the clinical circumstances.

In general, dose optimization methods for seamless phase I/II trials such as BOIN12 (R. Lin, Zhou, et al., 2020), UBOIN(Zhou et al., 2019), BOIN-ET (Takeda, Taguri, & Morita, 2018), EffTox (Thall & Cook, 2004), PRINTE (X. Lin & Ji, 2021) and others uses measures based on the background statistical model each method is based on, to evaluate and summarize the toxicity/efficacy trade-off values that is the population-level summary measure of interest. As will be explained in further sections, a main difference between the estimand framework for MTD trials and estimands for OBD trials (dose optimisation) could be in the handling of treatment discontinuations due to toxicity. As the targeted therapies have wider therapeutic indices, patients may receive these therapies for much longer periods, potentially leading to persistent symptomatic toxicities, which can be challenging to tolerate over time. If handled using a composite variable approach (handled as failure), a discontinuation due to toxicity would yield the lowest possible utility score.

3.6. Intercurrent Events

Intercurrent events (ICEs) refer to medical events or conditions that occur in a study subject during the course of a trial. These events or conditions are "intercurrent" because they happen while the trial is ongoing and may or may not be related to the investigational product being studied. ICH E9 (R1) defines ICEs as "events occurring after treatment initiation that affect either the interpretation or the existence of the measurements associated with the clinical question of interest". In oncology, intercurrent events can include discontinuation due to adverse events, use of additional anti-cancer therapy (or rescue medication more generally), death, disease progression, adherence to planned treatment regime, surgery, etc. It is essential for clinical trial investigators to monitor and document intercurrent events rigorously to assess their

potential relationship to the investigational product. This monitoring helps ensure the safety of study patients and the integrity of the trial’s data. Each potential intercurrent event must be associated with an estimand strategy in order to pre-specify analysis when each type of intercurrent event is observed. This reduces bias and ensures alignment between study goals and analyses. The classification of an event as being intercurrent can depend on the study results and endpoints of interest. For example, a study drug discontinuation might not be considered as an ICE if it occurs after a complete response is recorded, if the endpoint of interest was indeed to observe a complete response during the treatment period. In other words, in this case the endpoint of interest was observed before the study drug discontinuation, which would disqualify the event from being an ICE. In this sense, not all study drug discontinuations (or other similar events) are necessarily ICEs, but need to be considered along with the endpoint of interest and the study results to determine if they qualify as ICEs and require handling. In an oncology dose optimization study, a potential endpoint of interest could be to observe at least a partial response during the treatment period with no toxicities. If a treatment policy approach is taken, observations after treatment discontinuation due to toxicity would still be considered and if a response is observed both the response and the toxicity will be included in utility/desirability calculations for that dose level. Under a while-on-treatment or composite approach data after the treatment discontinuation would not be considered, as illustrated in Figure 2.

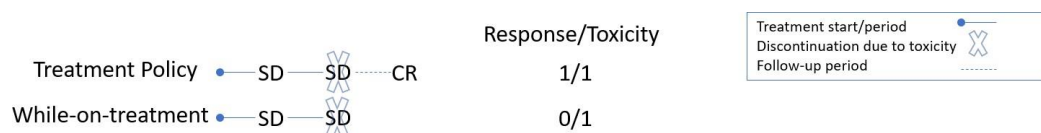


Figure 2. Illustration of potential ICE handling strategies for treatment discontinuation due to toxicities for dose optimization designs. In both cases, stable disease (SD) is observed at the time of discontinuation, but the treatment policy approach allows inclusion of a complete response (CR) observation during the follow-up period after treatment discontinuation.

However, a while-on-treatment approach would include any observations that occur at the same time as a treatment discontinuation, but a composite approach might not, depending on the composite variable strategy that is employed. Careful consideration of the ICEs, estimands, and of the study observations are always required to ensure alignment between the handling approach and the clinical question of interest. As previously mentioned, common intercurrent events also include the use of additional anti-cancer therapy, death, disease progression, adherence to planned treatment regime and surgery. As noted by Englert et al. (2023), although some ICEs may take place around the same time and even be caused by one another (e.g. treatment discontinuation due to toxicity and use of additional anti-cancer therapy), they should be handled separately and clearly defined in the protocol. A discussion of the most common types of ICEs in oncology dose optimization studies and recommended handling strategies is presented in the next sections.

4. Strategies for Handling Intercurrent Events

Various strategies can be considered for handling the intercurrent events introduced in the previous sections for dose optimization studies. As mentioned earlier, a clinical trial may have several estimands of interest related to its trial objectives and the

respective intercurrent events needs to be handled by appropriate strategies based on the estimand under consideration. If patients experience any overlapping events and, if these events are handled using different strategies, the order of application for these strategies must be also specified and will depend on the clinical context (Polverejan et al., 2023). Each estimand under consideration is a direct consequence of the trial objective it is targeting (Bell et al., 2021). Any disconnect between the estimand and the targeted trial objectives will cause issues regarding validity of the inference about the conclusions to be drawn regarding the original clinical question of interest. All considerations in this section apply to the utility function of a dose optimization study which combines toxicity and efficacy to search for an optimum dose level. This utility function defines the desirability score of a dose level and an incoming cohort of patients is assigned to the dose level which corresponds to the mode of this desirability curve across the competing dose levels. For ease of exposition, we assume that toxicity and efficacy are represented by binary endpoints, that are observed instantaneously, such that the data of the previously treated patients are available by the time of next dose assignment. The choice of intercurrent event handling strategies affects the desirability scores computed and thus the choice of OBD. These choices may differ from the MTD case, and must be considered carefully.

4.1. Discontinuing Treatment due to Toxicities

4.1.1. Dose utility regardless of treatment discontinuation due to any cause

In an early phase dose escalation study, patients often discontinue treatment due to excessive dose limiting toxicities (DLTs). Patients may receive targeted therapies for much longer periods than the cytotoxic chemotherapies, potentially leading to persistent low-grade symptomatic toxicities, which can be challenging to tolerate over time. The traditional dose escalation designs targeting an MTD often do not adequately evaluate such low-grade symptomatic toxicities, dosage modifications, drug activity, dose and exposure-response relationships, and relevant specific populations. In a clinical trial implementing a dose optimization strategy considering a patient's desirability score, even though in some cases the DLT period might be limited to only a few cycles, the treatment discontinuation due to such high-grade or low-grade symptomatic toxicities often makes the question of interest to be about the utility of a dose level regardless of the cause of treatment discontinuation. This is because the desirability score is measured through a utility function of the drug efficacy and toxicity measures.

This question in the dose optimization trial is addressed by a treatment policy strategy. As per the treatment policy approach, follow-up assessments need to be performed, and response assessments for measuring dose desirability would have to be collected beyond treatment discontinuation. The method of collection of the response assessments may be unplanned depending on sponsor decision. Some sponsors prefer to target the desirability during the DLT period, reflected by a "while-on-treatment" strategy. This only considers the outcomes of any safety or efficacy information collected up to the time of the treatment discontinuation to obtain the desirability score.

The method in which such desirability is reflected depends on the design being used for dose optimization. For instance, when implementing a BOIN12 design strategy for dose optimization, calculation of dose desirability can be pre-tabulated and included in the trial protocol before the trial starts using the quasi-beta-binomial model which

converts complex desirability calculations into simple beta-binomial modeling (R. Lin, Zhou, et al., 2020). A while-on-treatment strategy would involve data to be included in the quasi-beta-binomial model prior to treatment discontinuation. As pointed out by Englert et al. (2023), the while-on-treatment strategy impacts the definition of the variable, as the observation time of interest is restricted to the time before the treatment discontinuation.

4.1.2. Optimal drug dose if the drug were tolerable for all patients

In first-in-human studies, the drug formulation might not be the final one taken forward for licensing. A compound under consideration might ultimately have a benign toxicity profile which may be unknown to the sponsor prior to the start of the trial, since it may only be discovered in further formulations of the drug that potentially remove toxicity responses without compromising efficacy. In this case, a relevant question to address would be: What would be the optimal dose level if all the patients were able to tolerate the drug (i.e. if the compound would have a benign toxicity profile)?

Though an answer to this does not provide actionable information and is unlikely to be relevant for regulatory purposes, it might be useful in selecting a more informed dose level to the next phase of the drug development process to enhance the success probability in efficacy comparison at later phases. The optimum dose here is determined based on the shape of the efficacy curve across the dose range guided by the dose-response relationship. To address this question, the focus of the analysis would be on the subpopulation of patients who would be able to tolerate and continue taking the experimental treatment as planned. Analysis in this manner would correspond to a principal stratum strategy. For dose optimization trials escalating dose of a single compound as a monotherapy or in combination, there are two principal strata: patients who would experience the toxicity leading to treatment discontinuation and patients who would not discontinue the treatment due to toxicities. As pointed out by Englert et al. (2023), a subgroup analysis differs from a principal stratum strategy. The mode of action of the treatment, pre-clinical or external related study data would need to be used to identify these strata from baseline characteristics. With a dose optimization trial, any modeling of what might occur in an alternative world may lack convincing data on which to base a statistical model. Historical data would lack credibility as a basis in such scenarios. If there is a lack of convincing data to identify the strata for implementing a principal stratum approach, a hypothetical strategy would be ideal to handle such a scenario which analyzes data envisaging if the non-tolerators of a dose actually tolerated the optimum dose, however as mentioned in ICH E9(R1), the clinical and regulatory interest of such hypotheticals is limited and would usually depend on a clear understanding of why and how the intercurrent event or its consequences would be expected to be different in clinical practice than in the clinical trial. As a further clarification, the goal of this strategy would not be to predict which patients would or would not tolerate a drug upon prescription, but rather to address the specific question of what dose would be optimal in a circumstance where all patients tolerated the drug (for example, if the safety formulation of the drug were improved). A scenario can also be envisaged where patients who experienced toxicities pre-defined as leading to treatment discontinuation would have continued with the treatment. The outcomes here would have to be hypothesized and imputed. Although this scenario may not be admissible from a regulatory perspective, the sponsor may be

interested in it during their exploratory stage for internal decision making about the development of the compound. If the dose-response relationship of a drug is quite flat in a hypothetical scenario where all patients would have tolerated the drug, the mode of the desirability curve might not be achieved. In such circumstances the highest dose would be deemed to be selected to move to the Phase II of the development process or it might be decided that it is not worth pursuing the drug further.

4.2. Use of Additional anti-cancer therapy

The event of patients taking additional or subsequent anti-cancer therapy impacts the efficacy outcomes and needs to be taken into account in the interpretation of the OBD. In case of response during the period when a patient receives an additional anti-cancer therapy, it may be challenging to ascertain if the observed response is attributed to the investigational treatment, the additional therapy, or to the combination of these. A detailed account on appropriate estimands has been provided by Manitz et al. (2022), in the presence of treatment switching or subsequent anti-cancer therapy in late stage studies with time-to-event endpoints. For seamless Phase I/II dose optimization study with simultaneous evaluation of toxicity and efficacy in oncology, the taking of additional/subsequent anti-cancer therapy may be assumed to be associated with a non-favourable response. For such an assumption, a while-on-treatment strategy could be applied, only considering response to treatment prior to the additional anti-cancer therapy. When implementing such while-on-treatment approach, some summary statistic of the PK endpoint such as the Area Under the Curve (AUC) that tends to be less favourable when based only on outcomes while on treatment can be reported in the clinical study report. The mean based only on outcomes while on treatment can also be considered in such cases, however one should be careful that such a measure of average conceals the non-favourable occurrence of events. In case of assuming a non-favorable response or undesirable toxicity to the treatment under investigation, then a composite variable strategy could be used where patients who take subsequent anti-cancer therapies are considered treatment failures or considered as a part of a toxicity event, which would lower the desirability score.

If the interest lies in estimating the OBD irrespective of the additional anti-cancer therapy taken or alongside the subsequent therapy, then the clinical trial protocol should outline the data collection requirements post-initiation of anti-cancer therapy and a treatment policy strategy can be applied retaining all outcomes and patients, ignoring the presence of such intercurrent events. In this case, the desirability score would have the potential to be higher than in the composite variable case mentioned above. The treatment condition attribute of the concerned estimand under would also be updated so it considers the prescribed treatment and any additional treatments.

4.3. Occurrence of Human Anti-Chimeric Antibodies

Dose optimization trials are frequently used for estimating an OBD for an immunotherapy such as chimeric antigen receptor T-cell therapy. For these novel therapies, although toxicity may typically increase with the dose, efficacy may plateau or even decrease at high doses (R. Lin, Zhou, et al., 2020). Such trials in immunotherapy can often provoke an unwanted humoral immune response that is the formation of anti-drug antibodies (ADAs), also known as human anti-chimeric antibodies. In cancer immunotherapy, the generation of ADAs is an increasingly important concern as it

may explain the failure of certain therapeutic proteins (Smith et al., 2016) and could decrease or suppress the drug exposure.

Neutralizing the ADAs becomes important if its impact on the drug effect is established. As pointed out by Englert et al. (2023) for single-arm phase 1b trials, considering the occurrence of neutralizing ADA as an intercurrent event will depend on additional assumptions made, such as the relationship between the ADAs and the absence of efficacy when the efficacy itself can be difficult to establish due to having longer windows. Therefore, such assumptions are very hard to justify.

The impact of an ADA on drug efficacy and on the dose-response relationship needs to be accounted for appropriately in the trial conduct. Using the hypothetical strategy envisaging the scenario where the treatment would not induce ADAs is one way to account for this if there is a possibility of preventing the future occurrence of the ADAs. This would result in estimating the dose-response relationship in the theoretical scenario where the treatment would not induce ADAs identifying the dose efficacy if ADAs could be prevented in the future. However, this strategy is difficult to justify in a real clinical trial setting aiming for further development. In a clinical study aiming at further development of the compound, the treatment policy strategy, assessing the dose-response relationship with all its characteristics including ADAs, would be a suitable choice for estimating the OBD in early oncology trials.

4.4. Death

Terminal events such as death can occur in first-in-human studies specifically for compounds with high toxicity profiles that cannot be well tolerated by patients. Therefore, if a patient dies before the toxicity or efficacy response is observed, it is reasonable to consider the patient as a non-responder for predicting the dose-response relationship and consider that as an event to predict the toxicity probability for that cohort. In such cases, death is considered in itself to be informative about the patient's outcome and is therefore incorporated into the definition of the variable used to estimate the OBD. For binary and multinomial toxicity and efficacy profiles, this would result in a composite variable strategy. Following Englert et al. (2023) as in phase 1b single arm trials, it is also reasonable to consider that even if a positive radiological response is observed at the same time as the occurrence of death the patient should still be considered as a non-responder at the time of death. A component of the clinical question of interest would then be: "What is the dose-response relationship of the compound if, at the time of subject death, failure to achieve the efficacy response is assumed and the dose is considered toxic enough to cause the terminal event?" A composite variable strategy is applied to death, including death in the variable definition as a non-responder and that as the dose limiting toxicity too. This is a conservative choice which lowers the desirability score accordingly.

In certain clinical settings, early death might be unavoidable—but still unpredictable—and is not necessarily an indicator of treatment failure. An element of the clinical question of interest is then "what is the dose-response relationship in a population that does not experience early death?". In such cases, defining a principal stratum and focusing the analysis on patients that would not experience early death is not possible. In this case it is more appropriate to perform a pre-planned sub-group analysis excluding subjects with early deaths, defining a supportive estimand whose population is stated to consist of the subgroup.

In first-in-human oncology trials, deaths are usually pooled together as all-cause

mortality. When death is viewed as contributing to the assessment of the success of the treatment in a way that can be represented quantitatively, death could be included in the variable definition using composite variable strategy. For deaths occurring in the trial for causes assessed to be temporary in nature, and unrelated to the study treatment (eg: poliomyelitis), a hypothetical strategy can be incorporated envisaging a scenario in which such deaths would not occur. However, in practice this may be challenging to implement, since it may be difficult to determine the exact cause of death. For sparsely populated dose optimization trials in oncology, even isolated death events may influence the results and interpretation of the study estimand and therefore its impact should be carefully assessed when planning the study.

4.5. Adherence to the Planned Treatment Regime

In an early phase dose optimization oncology trial, patients may not fully adhere to the planned medication schedule. This might be because of patients experiencing dose omission, dose interruption, dose reduction, medication error, excessive toxicity at the dose administered during the trial or an excessively delayed efficacy window at a certain dose level. This is common in immunotherapy trials where the toxicity and/or efficacy may be late onset (R. Lin, Coleman, & Yuan, 2020), or the planned therapeutic window is very large, causing logistical difficulties when implementing some the adaptive design methods for seamless Phase I/II dose optimization trials. This lack of adherence could have an impact on the trial results as where a patient would not achieve a response, it would be unknown if the response could have been different had they been fully compliant with the planned treatment schedule. While waiting for the complete efficacy evaluation can significantly increase the trial duration, there are approaches (Cheung & Chappell, 2000), allowing only partial evaluation of the response through missing data imputation (Barnett H, Boix O, Kontos D, & Jaki T, 2022). However, patients switching to a different dose level during the trial process could significantly impact the trial results of identifying the OBD. For such an intercurrent event, it would not be known whether the outcome could have been different had they been fully compliant with the planned dosing schedule. Therefore, appropriate strategies are warranted to address such intercurrent events, if deemed helpful in addressing the clinical question of interest.

If adherence to the planned dose escalation method is an expected issue in clinical practice, the treatment policy strategy is recommended. Equivalently, the treatment condition attribute of the concerned estimand could be defined so it is understood as the prescribed dose including potential dose omissions, dose interruptions, dose reductions, dose switching or medication errors. Per ICH E9(R1), subjects should be followed-up and assessed regardless of adherence to the planned course of treatment and that those assessments should be used in the analysis. Appropriate sensitivity analysis needs to be suggested in the clinical trial protocol to explore the assumptions made during the trial design. However, if the question of interest is “what would the OBD be should a patient be adherent with protocol defined dosing plan?,” then similar considerations to “discontinuation due to toxicities” would apply, though different strategies may be chosen (e.g. treatment policy, composite, hypothetical, etc.) depending on the questions of interest. It can be useful to handle treatment adherence through separate ICEs and strategies, as related to the question of interest. One consideration could be that clinical trials may collect data under circumstances different from usual clinical practice. In this way, adherence might be very different. Clinical

experience can help determine to what degree this occurs and whether it should be accounted for. The proposed treatment policy strategy approach here results from the adaptive dose escalation method for using the status of the dosing compliance as per the study design approach along with the observed outcomes to estimate the OBD. This could raise or lower the desirability score, depending on the results originating from the lack of adherence.

4.6. Surgery

As pointed out by Englert et al. (2023), that in a clinical trial focusing on a target population with unresectable tumors, a patient is entered onto an early phase clinical trial under the auspices that they have inoperable cancer. Irrespective of a specific cause, the tumor may become operable during their treatment process, while still not meeting the response criteria. It may be decided by the investigator to surgically remove target and/or non-target lesions during the treatment period. During a seamless Phase I/II dose optimization study with simultaneous evaluation of toxicity and efficacy, such a surgery could translate into an artificial efficacy response due to the reduction in tumor size after the surgery. Therefore, a surgery in this scenario could represent an intercurrent event.

The update and clarifications to RECISTv1.1 (Eisenhauer et al., 2009) evaluation criteria specify that for a trial where surgery and radiotherapy are not part of the protocol treatment, “if a target lesion has been surgically removed or treated with radiotherapy prior meeting the response criteria, then the patient’s response is not evaluable” thereafter (Schwartz et al., 2016). Therefore the information prior to the event of such surgery needs to be accounted for using a while-on-treatment strategy for computing both the toxicity and efficacy probability for dose optimization considering response to treatment up to the event of surgery. It is recommended to make these implicit assumptions transparent and perform sensitivity analysis to check the validity of such assumptions. The applicability of while-on-treatment may depend upon the type of measure used to estimate the estimand. If while-on-treatment strategy implies omitting patients who have undergone surgery this may involve omitting informative data. Therefore such impact needs to be checked using a sensitivity analysis when implementing the while-on-treatment strategy.

Though time-to-events outcome are less common in real-life early phase dose optimization trials, during the treatment period, missing data resulting from patients’ premature withdrawal prior to surgery could undermine the robustness of the study results. One common possibility of considering time-to-event outcome in early phase dose optimization trials is when efficacy and toxicities are delayed outcomes and similar to the approach of Yuan and Yin (2009), toxicity and efficacy are modeled as time-to-event outcomes that view the unobserved outcomes as censored events. Dropouts in such cases due to reasons related to the surgery results to informative censoring in trials. Sensitivity analyses using imputation methods are useful to examine the uncertainty due to informative censoring and address the robustness and strength of the study results. A supplementary analysis in such a case can be pre-specified in which censored outcomes due to the premature event-based study discontinuation are imputed based on adverse events that are clinically associated with the primary efficacy endpoint.

A composite variable strategy or a hypothetical strategy can instead be used in such cases to handle such intercurrent events. In the case of the composite variable

strategy, an accurate knowledge about the causes of the surgery would be needed and the intercurrent event itself in that case would carry information about the patient's efficacy outcome and would be considered as an efficacy response to treatment. This would not contribute to the toxicity outcome. If the surgery was performed due to tumor shrinkage while still not meeting the response criteria, it might be sensible to assume that the patient would have had at least a partial response and consider the response as favorable, raising the desirability score. If the surgery is undertaken due to clinician's choice and without prior evidence of tumor shrinkage, a while-on-treatment strategy is implementable considering the efficacy summary measure of patient's response prior to the surgery. If the surgery was undertaken due to external factors such as characteristic improvements, then a hypothetical strategy would be more suitable where the estimation of efficacy signal is performed assuming that the surgery was not performed. The implementation of the composite variable strategy and the hypothetical strategy in such a scenario for a Phase 1b trial handling Objective Response Rate (ORR) as the primary endpoint, is detailed in Englert et al. (2023) and is also applicable for evaluating efficacy outcomes in the dose optimization studies implementing a seamless phase I/II strategy by simultaneously considering efficacy and toxicity. This is because the efficacy outcome in dose optimization studies typically used is response rates whether it be studies in solid tumour or in hematological malignancies. A case-by-case investigation is recommended for such an intercurrent event implementing different strategies as per the practical scenario and the clinical question under investigation, since each strategy has the potential to raise or lower the desirability scores accordingly.

4.7. Treatment Discontinuation Due to Disease Progression

FDA through its draft guidance (FDA, 2023) on single-arm trials to support accelerated approval, recommends the frequent use of response rate in oncology as the endpoint to support accelerated approval when the approval is based on data from single-arm trials. As per their guidance, appropriate criteria for assessing the response rate should be used. Response rates such as the disease control rate or the objective response rates does not consider an observation of a disease progression as a positive response and would therefore cause deterioration in the value of a response rate. However, it generally reflects an anticipated change in the underlying disease and treatment effect dynamics rather than an unexpected event or intervention and, accordingly, is not necessarily itself an intercurrent event. The primary endpoint of a dose optimization trial is to find the OBD which combines the toxicity and the clinical response rates into an utility measure to estimate to most desirable dose level for a patient. Disease progression can be discussed as intercurrent events only as a pragmatic classification to aid study design as it often results in systematic withdrawal of patients from clinic visits. This can often affect the implied estimand and tends to require handling such discontinuation due to disease progression as an intercurrent event for the targeted estimand. For endpoints that require continuing clinic visits to observe, discontinuation due to disease progression will in practice generally need to be treated as intercurrent events when designing clinical trials (Siegel et al., 2024).

Patients with a global deterioration of health status requiring discontinuation of treatment without objective evidence of disease progression at that time is termed as 'symptomatic deterioration'(Eisenhauer et al., 2009). Symptomatic deterioration is not considered as representative of an objective response. It is rather considered as a reason

for stopping the treatment. An explicit hypothetical strategy could be considered in dealing with symptomatic deterioration envisaging a scenario by evaluation of target and non-target disease at the first observed time point.

For patients discontinuing the study for experiencing clinical progression or symptomatic progression, it is recommended that per protocol such patients continue to be scanned until radiologically defined progression (Englert et al., 2023). After ensuring such follow-up visits, a treatment policy strategy can be implemented ignoring clinical or symptomatic progression. In practice, however, such follow-up visits may be hard to implement. A more realistic and practical approach therefore would be to implement the composite variable strategy if such follow-up visits may be inapplicable, where the discontinuation of treatment due to clinical progression prior to observing a response is included in the definition of an efficacy measure as a failure, which would reduce the desirability score accordingly. This is because this event of discontinuation can be considered informative on the outcome of the patient since documented progression may be expected soon. We argue that defining a principal stratum and focusing the analysis on patients that who are continuing in the trial would provide a biased approach towards estimating the target estimand for selecting the optimal dose level.

5. Considerations for Analyses Methods

The primary endpoint of a seamless Phase I/II dose optimization study with simultaneous evaluation of toxicity and efficacy is the identification of the optimal biological dose (OBD). These trials are exploratory in nature and the methods of analyses are typically performed using summary measures. Methods of statistical inference which are usually performed using Bayesian approaches are used at the design stage to identify the OBD. The final analyzed variable is summarized depending on the nature of the endpoint under consideration. Summaries for categorical variables include counts and percentages with one-sided or two-sided confidence intervals of these percentages. Pre-specified chosen strategies to handle intercurrent events determine how the numerator and denominator of the proportion of binary or multilevel outcomes will be calculated and/or included in the utility score calculations jointly summarizing the toxicity and efficacy information available. For example, denominators for proportions might consist of the number of subjects in the safety population (i.e. subjects who have received the study treatment), as opposed to the “all randomized patients” populations commonly seen in traditional randomized clinical trials. Continuous variables are summarized using standard summary statistics (total number of patients, mean, standard deviation, median, minimum, and maximum) of the endpoint under consideration. Medians, as well as 25th and 75th percentiles (where evaluable), needs to be presented for survival data. Where appropriate, 95% confidence intervals (CIs) around point estimates needs to be presented. As mentioned earlier, the safety population (subjects receiving at least one dose of study treatment) is most commonly used. An all-data listing for all subjects should be presented in the final clinical study report.

As mentioned by Englert et al. (2023), any potential deviations from assumptions made for the primary estimator would need to be explored using appropriate sensitivity analyses, such as testing missing not at random (MNAR) assumptions for missing data (originating, for example, from study discontinuations). Since no control arm is present, control-based methods are not applicable. However, tipping-point analyses could be implemented. If using a historical comparator, it is important also to verify

that the historical data also used the same clinical question/estimands. While using model-based methods such as the EffTox (Thall & Cook, 2004) for identifying the OBD, it is important to check the validity of the model assumptions used to perform the dose optimization. This is because the identified estimand is heavily dependent on the assumption of the Bayesian model used at the design stage. In such a trial using a model-based method for dose optimization, the role of the trial statistician in the safety review committee becomes very important and the interim report at each stage by the safety review committee needs to cover the sensitivity analysis after fitting the Bayesian model to allocate the next cohort of patients to an optimum dose level and also at the final stage to identify the OBD based on the data obtained from the last cohort of patient. The sensitivity to the prior distribution used in the model can be checked at each interim stage by the designated trial statistician at the safety review committee, using a Haldane's prior (Haldane, 1932) and comparing it to the results obtained from the prior used for the model based design. A Gelman-Rubin (Gelman & Rubin, 1992) diagnostic test should also be performed to check for convergence of the Gibbs sampler method used for Bayesian inference at each stage to identify the optimum dose level.

Regardless of different trial designs (e.g. Ji3+3, EffTox, BOIN12, PRINTE etc), the analysis method to identify the optimal dose is unchanged and exposure–response (E-R) analysis is broadly utilized. The summary measures for exposure are usually area under the curve (AUC) and/or maximum concentration (C_{max}), instead of the concentrations over time. The response variables include safety endpoints and efficacy endpoints, which typically are continuous, categorical or time-to-event data. In most cases, E-R analysis is performed on the use of simple regression models via a nonlinear least square method in order to evaluate relationships between exposure and response at a single time-point. Details of E-R analysis have been discussed in Overgaard, Ingwersen, and Tornøe (2015). The dose optimization analysis is commonly conducted in the end of the trial once the PK, efficacy and safety data are available.

6. Real-Life Case Study

The case study presented in this manuscript, which was designed and conducted by Numab Therapeutics AG, has been described and the biological results of the study have been published elsewhere (Luke et al., 2022). This is a first-in-human, multicenter, open-label, phase1/2a trial of the NM21-1480 compound in advanced solid tumors. The primary objective was to estimate MTD, based on the number of dose-limiting toxicities (DLTs) observed at a specific dose level. A BOIN design was used and consisted eight planned escalating dose levels; dose levels 1 to 8 in the range of 0.15mg-1400mg.

In summary, 26 patients with various primary solid tumors were enrolled in the study. Of the 26 enrolled, 23 were evaluable for efficacy. One patient experienced a DLT. In the 8mg-800mg dose range, disease control, i.e., at least stable disease at first assessment at 8 weeks, occurred in 13/23 patients (54%). PD activity remained stable at a broad dose range (24mg- 800mg).

After enrolling into dose level 1 (0.15 mg), subsequent dose levels were only opened if the previous dose level was deemed well tolerated. The first dose level was to enroll a minimum of one patient as per the accelerated titration approach. If a Grade 2 or higher adverse event (AE) was observed during the evaluation period or when dose level 5 was reached, a minimum of three patients were to be enrolled per dose level in

accordance with the BOIN design dosing rules. Cohorts of three patients were recruited after the first dose level enrolling three patients.

The drug was administered as a single intravenous (IV) infusion approximately every 14 days for a total of two infusions per treatment cycle. The DLT observation period was therefore 28 days.

The target toxicity rate for the MTD was set as $\leq 30\%$ (i.e., $\phi = 0.3$), and the maximum sample size was 27 with a maximum of 12 patients per cohort. If the observed DLT rate at the current dose was ≤ 0.236 , the next cohort of patients would be treated at the next higher dose level; if it was ≥ 0.359 , the next cohort of patients would be treated at the next lower dose level. If the DLT rate was > 0.236 or < 0.359 then the next cohort of patients would be treated at the current dose. A 1-patient-per-dose dose-escalation process was applied until the first \geq Grade 2 toxicity was observed or dose level 5 (80 mg dose level) reached.

While enrolling patients into dose levels 1 to 5, it became clear that the drug had a benign safety profile. Furthermore, newly available pharmacodynamic (PD) data suggested that toxicity may not increase monotonically with dose and that PD activity might plateau due to the affinity-balanced design of the molecule, i.e., activity might initially increase and then plateau over a relatively broad dose range before decreasing. The biological explanation for such a bell-shaped dose-response relationship is that at high concentrations the target engagers for the drug may become saturated resulting in “insulating effects” that restrict drug activity. Based on the PD and emerging clinical data it was decided to amend the study design to remove the highest pre-specified dose level from the dose escalation scheme (Luke et al., 2022).

Clark T, Mukherjee A, Lichtlen P, and Sweeney J (2024) investigated the application of BOIN12 to the same study setting and compared the BOIN and the BOIN12 methods through extensive simulations pointing out the merits of the later approach in such settings. They showed using the simulation tools in the BOIN suite (Zhou et al., 2019), how targeting the OBD instead of the MTD would have been a better choice in this setting. The authors illustrated using the real data that the BOIN design targeting the MTD determines the dose level 7, 800 mg, as the optimal dose. Whereas, using the BOIN12 design targeting the OBD determines the dose level 4, 24 mg, as the optimal biological dose. However, the authors did not use an estimand framework while demonstrating their findings that can account for the intercurrent events occurring during the trial. In this manuscript we demonstrate how the proposed estimand framework can be incorporated for this case study in case of implementing the BOIN12 method to identify the OBD. Therefore, the primary objective of the study implementing the BOIN12 method would be to identify the OBD that is to be estimated as a combination of the toxicity and the efficacy in the trial.

In the case of a benign toxicity compound such as that of the present case study, treatment discontinuations due to adverse events constitute treatment failures and will be accounted by the composite variable strategy. Similarly, any event of death in this study during the escalation process will be considered as a terminal event related to the treatment under consideration and will be dealt with using the composite variable strategy. For patients taking additional anti-cancer therapies during the escalation process, a while-on-treatment strategy will be implemented here considering the responses prior to the use of the anti-cancer therapy, as opposed to a composite variable strategy that would have considered subsequent therapy as a response failure outcome. This is because, taking additional anti-cancer therapies, though may be assumed to be associated with a non-favourable response, is not considered detrimental to the standard of prognosis for the patients in terms of treatment efficacy or safety.

Therefore, such an event is not considered as a treatment failure and the while-on-treatment strategy would be most appropriate in such scenarios where the focus is to identify the OBD based mainly on the effect of the compound of interest. As in usual dose optimization trials in oncology, if the intention-to-treat principle is used for analyzing the primary estimand of the study, an intercurrent event of dose switching in this trial can be handled by the treatment policy strategy. If the solid tumour becomes operable for the patient in the trial during the treatment period, a while-on-treatment strategy can be used if the surgery is undertaken due to clinician’s choice and without evidence of prior tumor shrinkage. Using RECIST v1.1 (Eisenhauer et al., 2009) as a measure of efficacy evaluation in the trial for estimating the dose-response relationship, the composite variable strategy can be implemented for the intercurrent event of discontinuation of patients due to disease progression. As the trial aims at further development of the NM21-1480 compound in advanced solid tumors, a treatment policy strategy would need to be used for the event of any occurrence of the ADAs. Table 1 provides a tabulated summary of the attributes of each considered estimand together with details on the strategies to address the ICes.

Table 1. Attributes of the Estimand and Strategies to Handle the ICes

Attributes of Estimand	Determining the OBD
Clinical Question of Interest	What is the OBD?
Estimand	Optimal Biological Dose
Target Population	Adults with metastatic/ unresectable solid tumors, with PD since last therapy
Endpoint	Binary endpoint combining efficacy and toxicity (DLT) rate to obtain the OBD
Treatment under Consideration	NM21-1480. The treatment period starts at the first dose of study drug.
Population Level Summary	Dose desirability measured by the utility function of efficacy and toxicity rates
ICE (Treatment Discontinuation due to Toxicity)	Composite Variable Strategy, handled as failure.
ICE (Death)	Composite Variable Strategy, handled as failure.
ICE (Use of Additional/Subsequent Therapy)	While-on-treatment Strategy, data before event is included to determine outcome
ICE (Discontinuation due to Disease Progression)	Composite Strategy, discontinuation considered as a failure
ICE (Occurrence of ADAs)	Treatment Policy Strategy, data before and after the event is included.
ICE (Switching Dose Levels)	Treatment Policy Strategy, data before and after the event is included.
ICE (Surgery by Clinician’s Choice)	While-on-treatment Strategy, data before event is included.
ICE (Surgery representing treatment failure)	Composite Variable Strategy
ICE (Surgery conducted by external factors)	Hypothetical Strategy

For the analysis of the primary estimand in this trial, the frequency of DLTs and that of the complete and partial responses will be tabulated by dose for patients in the trial and all efficacy and toxicity data needs to be listed by dose. The population summary measure of the utility function, combining both toxicity and efficacy information, would inform decisions related to dose-level desirability that is calculated using the quasi-beta-binomial (R. Lin, Zhou, et al., 2020) model that converts the desirability calculations from the utility function into a beta-binomial modeling.

7. Discussion

The ICH E9 (R1) addendum *E9(R1) Statistical Principles for Clinical Trials: Addendum: Estimands and Sensitivity Analysis in Clinical Trials U.S. Food and Drug Administration.* (2020) primarily focuses on randomized controlled trials. Noticing this, Englert et al. (2023) discussed an estimand framework for single arm Phase 1b dose expansion trials aimed at exploring early efficacy signals of the compound under investigation. While briefly mentioning FDA’s Project Optimus, the authors mainly focused on Phase 1b studies for characterizing or further refining the dose–response relationship in an MTD setting without considering a seamless dose escalation process considering efficacy and toxicity measures simultaneously as is needed in the OBD

case. Along with toxicities at various grades, efficacy is a key parameter for seamless Phase I/II dose optimization studies with simultaneous evaluation of toxicity and efficacy. Expanding from the Phase 1b dose expansion trial case or Phase 2 single arm trial case, this manuscript discusses an estimand framework for trials designed to identify the OBD as a primary estimand, balancing safety and efficacy during the dose escalation process and outlining how these considerations can be considered while selecting intercurrent event handling strategies and lead to different considerations than for MTD trials. Since early phase dose optimization trials in oncology targeting the OBD are becoming essential for sponsors in their Investigational New Drug (IND) application process, this estimand framework can be applicable to such studies.

Estimands help sponsors make internal decisions by clearly characterizing how the objective of the clinical trial can be served with respect to what is to be estimated in the trial. For seamless Phase I/II dose optimization studies, as both the toxicity and efficacy information are considered along with PK and PD data to characterize the dose and exposure response relationships in such early phase trials, the applicability of the estimand framework can be expanded and considered for these cases. This manuscript discusses an estimand framework which a sponsor could employ while preparing their IND as well as while running dose optimization trials targeting the OBD.

In contrast to late clinical development where treatment comparison is the key objective, early phase clinical trials focus on exploration. However, oncology drug development is particularly challenging with low rates of approval for novel treatments when compared to other therapeutic areas (Jaki et al., 2023). The FDA therefore promotes innovation and modern technology to overcome corresponding challenges. As in other exploratory trials, it may not always be possible to prospectively define all the intercurrent events in the study protocol. For example, some intercurrent events, like the occurrence of anti-drug-antibodies, might now be anticipated and thus any pre-specification of a related strategy might not be feasible. Strategies to handle intercurrent events may also depend on the risk–benefit trade-off considered during the escalation process of the trial. For rare intercurrent events, it may not be possible to align on a suitable strategy while developing the protocol, and monitoring the occurrence of some events on a case-by-case basis may become necessary. In general, study teams in these kinds of early phase trials should implement a transparent approach related to the clinical question of interest to be answered by the trial.

Early phase dose optimization trials should include a sound PK sampling plan in order that the PK exposure parameters can be appropriately estimated. This is critical because the PK exposure parameters play important role for identification with the optimized dose, such as when (PK) exposure-response modeling analysis is applied. Of note, in case the PK sampling is sparse and insufficient to calculate the PK exposure such as AUC and C_{max}, a population PK model can be developed to simulate the required PK variables. The estimands should appropriately encompass a broad population to allow assessment of the dosage across relevant subpopulations. The information available at the design stage may be limited for pre-defining suitable strategy for all intercurrent events. However, the clinical questions of interest and the associated estimands should be defined precisely at the design stage to to strengthen interdisciplinary dialogue throughout the study.

For next generation anti-cancer therapies such as immunotherapy, reliance on short-term toxicity data such as DLT, is not sufficient to estimate the optimized dose. Delayed clinically adverse events in early phase immunotherapy trials have been reported. Also low-grade toxicities e.g., Grade 1 diarrhea is not uncommon. These toxicities impact the patients' quality of life significantly especially when lasting long time. In

addition patient report outcomes (PROs) might also provide valuable information about safety, tolerability and efficacy on top of the observations from clinicians. All these information can be considered and integrated into utility functions for optimized dose selection.

As the dose-optimization trials in oncology are exploratory, the strategies as outlined in ICH E9 (R1) may need further development for unplanned intercurrent events for first-in-human studies. This would provide more flexibility to seamless Phase I/II trials to facilitate drug and biologic development. Appropriately justified and transparent strategies implemented in dose-optimization oncology trials, along with a suitable study design method, would ensure transparency in communication and reporting of trial results and thus enhance the efficiency and approval rate of novel oncology treatments. One important area of development of estimand framework for exploratory trials in oncology is when late-onset toxicities are a serious concern in phase I trials, or when long efficacy observation windows significantly enhances the trial duration for dose optimization. Though the authors have briefly discussed the trials with long efficacy observation windows and the study design methods available for such trials, the strategies considered in this paper primarily assumes that dose-limiting toxicities are assessed across the first cycle of therapy and that the efficacy observation window is not large enough to delay the trial duration significantly. Such assumptions are more common for hematological studies. If a compound causes late-onset toxicities, however, an undesirably large number of patients may be treated at toxic doses before any toxicities are observed. For example, the cisplatin trial in pancreatic cancer in Muler et al. (2004) had an assessment window of 9 weeks and thus such delayed outcomes needs to be accounted for while building the model for targeting the OBD. When efficacy observation windows are large, one option to handle it is to introduce some PD biomarkers (eg: percentage decrease in Interleukin-2 receptor alpha chain (CD25)) that can be considered as a surrogate for measuring efficacy in the dose optimization trials. However, a suitable estimand strategy needs to be developed while considering such PD biomarkers as a surrogate measure for efficacy endpoints that has a long observation window. A transparent estimand framework handling the intercurrent events with suitable strategies in such trials with delayed efficacy and toxicity outcomes would ensure clarity in the understanding of the targeted estimand as well as enhance the efficiency of the design and conduct of the trial.

Early phase oncology dose-finding clinical trials often collect multiple PK outcomes to assess drug exposure, which has shown correlations with toxicity and efficacy outcomes but has not been utilized in the current dose-finding designs for OBD selection. PK outcomes are usually available much faster than clinical response or toxicity outcomes during the trial process. The model-assisted BOIN12 design has been recently extended to PKBOIN12 design (Sun & Tu, 2024) by integrating PK information into both the dose-finding algorithm and the final OBD determination process. The authors in Sun and Tu (2024) also extended their methodology to address the challenges of late-onset toxicity and efficacy outcomes. However, an estimand framework has not been discussed for such dose optimization trials integrating PK information from the dose and exposure-response models into the dose optimization design to find the OBD. The present work can therefore be extended to suggest an estimand framework for trials incorporating PK information into the dose optimization trial design such as the PKBOIN12 design (Sun & Tu, 2024) to properly inform decision making by having a structured framework that strengthens the collaboration between various disciplines involved in running such trials.

Acknowledgments

This work is a result of a collaboration between the ABS department within Merck KGaA and the Early Phase Oncology Working Group (EPOWG) within IQVIA. The authors would like to specially thank Merck KGaA and IQVIA for providing resources in support of completing this research work. Special thanks also goes to Numab Therapeutics AG for their case-study which has been used here to develop the framework. Special thanks are also to the IQVIA colleagues: Michael O' Kelly and Jeffrey Hodge for their thorough reviews and feedback that led to a substantially improved version of the article.

Author contributions

Ayon Mukherjee (AM), Jonathan Moscovici (JM) and Zheng Liu (ZL) initiated the project. The concept originated from AM and then further developed by JM and ZL. The case-study was initiated by AM in collaboration with Numab Therapeutics AG. All authors contributed to the manuscript drafting and read and approved the final manuscript.

Financial disclosure

This research work has been supported by Merck KGaA and IQVIA. The authors declare that there has been no additional funding sources for this research work.

Conflict of interest

The authors declare no potential conflict of interests.


Data Availability Statement

Data sharing not applicable to this article as no datasets were generated or analysed during the current study.

ORCID

Ayon Mukherjee  <https://orcid.org/0000-0001-5461-1737>

Jonathan Moscovici  <https://orcid.org/0009-0001-1078-0405>

Zheng Liu  <https://orcid.org/0000-0002-4846-7238>

ETHICS APPROVAL STATEMENT

Not Applicable

PATIENT CONSENT STATEMENT

Not Applicable

CLINICAL TRIAL REGISTRATION

Not Applicable

References

- Akacha, M., Bartels, C., Bornkamp, B., Bretz, F., Coello, N., Dumortier, T., . . . Vong, C. (2021, April). Estimands—What they are and why they are important for pharmacometricians. *CPT: Pharmacometrics & Systems Pharmacology*, 10 (4), 279–282. Retrieved 2023-10-18, from <https://www.ncbi.nlm.nih.gov/pmc/articles/PMC8090974/>
- Barnett H, Boix O, Kontos D, & Jaki T. (2022, December). Dose finding studies for therapies with late-onset toxicities: A comparison study of designs. *Statistics in Medicine*, 41 (30), 5767–5788. Retrieved 2023-10-10, from <https://onlinelibrary.wiley.com/doi/full/10.1002/sim.9593>
- Bell, J., Hamilton, A., Sailer, O., & Voss, F. (2021). The detailed clinical objectives approach to designing clinical trials and choosing estimands. *Pharmaceutical Statistics*, 20 (6), 1112–1124. Retrieved 2024-10-19, from <https://onlinelibrary.wiley.com/doi/abs/10.1002/pst.2129> (eprint: <https://onlinelibrary.wiley.com/doi/pdf/10.1002/pst.2129>)
- Cheung, Y. K., & Chappell, R. (2000, December). Sequential designs for phase I clinical trials with late-onset toxicities. *Biometrics*, 56(4), 1177–1182.
- Clark T, Mukherjee A, Lichtlen P, & Sweeney J. (2024). Bayesian Interval Based Designs for Phase I Dose-Escalation studies: A Case Study in Oncology. *J Clinical Trials*, 14(566).
- E9(R1) *Statistical Principles for Clinical Trials: Addendum: Estimands and Sensitivity Analysis in Clinical Trials u.s. food and drug administration.* (2020). https://www.ema.europa.eu/en/documents/scientific-guideline/ich-e9-r1-addendum-estimands-sensitivity-analysis-clinical-trials-guideline-statistical-principles_en.pdf. (2020, Accessed: 2023-08-30)
- Eisenhauer, E. A., Therasse, P., Bogaerts, J., Schwartz, L. H., Sargent, D., Ford, R., . . . Verweij, J. (2009, January). New response evaluation criteria in solid tumours: revised RECIST guideline (version 1.1). *European Journal of Cancer (Oxford, England: 1990)*, 45 (2), 228–247.
- Englert, S., Mercier, F., Pilling, E. A., Homer, V., Habermehl, C., Zimmermann, S., & Kan-Dobrosky, N. (2023). Defining estimands for efficacy assessment in single arm phase 1b or phase 2 clinical trials in oncology early development. *Pharmaceutical Statistics*, n/a(n/a). Retrieved 2023-08-31, from <https://onlinelibrary.wiley.com/doi/abs/10.1002/pst.2319> (eprint: <https://onlinelibrary.wiley.com/doi/pdf/10.1002/pst.2319>)
- FDA. (2023). Clinical trial considerations to support accelerated approval of oncology therapeutics. *Food and Drug Administration*.
- Francois Mercier, J. G. H. Z. S. E. N. K.-D., Victoria Homer, & Victor, A. (2024). Estimands in oncology early clinical development: Assessing the impact of intercurrent events on the dose-toxicity relationship. *Statistics in Biopharmaceutical Research*, 0 (0), 1–9. Retrieved from <https://doi.org/10.1080/19466315.2023.2296648>
- Gelman, A., & Rubin, D. B. (1992, November). Inference from Iterative Simulation Using Multiple Sequences. *Statistical Science*, 7(4), 457–472. Retrieved 2023-10-15, from <https://projecteuclid.org/journals/statistical-science/volume-7/issue-4/Inference-from-Iterative-Simulation-Using-Multiple-Sequences/10.1214/ss/1177011136.full> (Publisher: Institute of Mathematical Statistics)

- Haldane, J. B. S. (1932, January). A note on inverse probability. *Mathematical Proceedings of the Cambridge Philosophical Society*, 28 (1), 55–61. Retrieved 2023-10-15, from <https://www.cambridge.org/core/journals/mathematical-proceedings-of-the-cambridge-philosophical-society/article/abs/note-on-inverse-probability/1BC33DBEA96916D0A31998DCD5CA6D3B> (Publisher: Cambridge University Press)
- Jaki, T., Burdon, A., Chen, X., Mozgunov, P., Zheng, H., & Baird, R. (2023, August). Early phase clinical trials in oncology: Realising the potential of seamless designs. *European Journal of Cancer*, 189. Retrieved 2023-10-09, from [https://www.ejancer.com/article/S0959-8049\(23\)00244-7/fulltext](https://www.ejancer.com/article/S0959-8049(23)00244-7/fulltext) (Publisher: Elsevier)
- Jefferys, W. H., & Berger, J. O. (1992). Ockham's Razor and Bayesian Analysis. *American Scientist*, 80 (1), 64–72. Retrieved 2023-08-31, from <https://www.jstor.org/stable/29774559> (Publisher: Sigma Xi, The Scientific Research Society)
- Li, D. H., Whitmore, J. B., Guo, W., & Ji, Y. (2017, January). Toxicity and Efficacy Probability Interval Design for Phase I Adoptive Cell Therapy Dose-Finding Clinical Trials. *Clinical Cancer Research: An Official Journal of the American Association for Cancer Research*, 23 (1), 13–20.
- Lin, R., Coleman, R. L., & Yuan, Y. (2020, January). TOP: Time-to-Event Bayesian Optimal Phase II Trial Design for Cancer Immunotherapy. *Journal of the National Cancer Institute*, 112 (1), 38–45.
- Lin, R., Zhou, Y., Yan, F., Li, D., & Yuan, Y. (2020). BOIN12: Bayesian Optimal Interval Phase I/II Trial Design for Utility-Based Dose Finding in Immunotherapy and Targeted Therapies. *JCO precision oncology*, 4, PO.20.00257.
- Lin, X., & Ji, Y. (2020, November). The Joint $i3+3$ ($Ji3+3$) design for phase I/II adoptive cell therapy clinical trials. *Journal of Biopharmaceutical Statistics*, 30 (6), 993–1005.
- Lin, X., & Ji, Y. (2021, March). Probability intervals of toxicity and efficacy design for dose-finding clinical trials in oncology. *Statistical Methods in Medical Research*, 30 (3), 843–856.
- Liu, M., Wang, S.-J., & Ji, Y. (2020, March). The $i3+3$ design for phase I clinical trials. *Journal of Biopharmaceutical Statistics*, 30 (2), 294–304.
- Luke, J., Johnson, M., Gadgeel, S., Spira, A., Yang, J., Johnson, J., . . . Hong, D. (2022, November). 732 First-in-human trial to evaluate safety, PK/PD and initial clinical activity of NM21–1480, an affinity-balanced PD-L1x4–1BBxHSA trispecific antibody: results of phase 1 dose escalation. *Journal for Immunotherapy of Cancer*, 10 (Suppl 2). Retrieved 2023-08-31, from https://jitc.bmj.com/content/10/Suppl_2/A764 (Publisher: BMJ Specialist Journals Section: Regular and Young Investigator Award Abstracts)
- Manitz, J., Kan-Dobrosky, N., Buchner, H., Casadebaig, M.-L., Degtyarev, E., Dey, J., . . . Zhou, J. (2022, January). Estimands for overall survival in clinical trials with treatment switching in oncology. *Pharmaceutical Statistics*, 21 (1), 150–162.
- Muler, J. H., McGinn, C. J., Normolle, D., Lawrence, T., Brown, D., Hejna, G., & Zalupski, M. M. (2004, January). Phase I trial using a time-to-event continual reassessment strategy for dose escalation of cisplatin combined with gemcitabine and radiation therapy in pancreatic cancer. *Journal of Clinical Oncology: Official Journal of the American Society of Clinical Oncology*, 22 (2), 238–243.
- Murphy, R., Halford, S., & Symeonides, S. N. (2023, March). Project Optimus, an FDA initiative: Considerations for cancer drug development internationally, from an academic perspective. *Frontiers in Oncology*, 13, 1144056. Retrieved 2023-09-11, from <https://www.ncbi.nlm.nih.gov/pmc/articles/PMC10020863/>
- Optimizing the Dosage of Human Prescription Drugs and Biological Products for the Treatment of Oncologic Diseases u.s. food and drug administration.* (2024). <https://www.fda.gov/media/164555/download>. (2020, Accessed: 2023-09-11)
- Overgaard, R. V., Ingwersen, S. H., & Tornøe, C. W. (2015, October). Establishing Good Practices for Exposure-Response Analysis of Clinical Endpoints in Drug Development. *CPT: pharmacometrics & systems pharmacology*, 4 (10), 565–575.
- Pan, J. (2024, April). *CD5 Chimeric Antigen Receptors (CAR) T Cells in Subjects*

- With Relapsed or Refractory T-Cell Acute Lymphoblastic Leukemia: a Single-center, Open-label, Non-randomized, Phase 1/2 Clinical Trial* (Clinical trial registration No. NCT06316856). [clinicaltrials.gov](https://clinicaltrials.gov/study/NCT06316856). Retrieved 2024-01-01, from <https://clinicaltrials.gov/study/NCT06316856> (submitted: March 10, 2024)
- Polverejan, E., O'Kelly, M., Hefting, N., Norton, J. D., Lim, P., & Walton, M. K. (2023). Defining Clinical Trial Estimands: A Practical Guide for Study Teams with Examples Based on a Psychiatric Disorder. *Therapeutic Innovation & Regulatory Science*, 57 (5), 911–939. Retrieved 2023-10-23, from <https://www.ncbi.nlm.nih.gov/pmc/articles/PMC10224760/>
- Project Optimus* | FDA. (2024). Retrieved 2024-05-01, from <https://www.fda.gov/about-fda/oncology-center-excellence/project-optimus>
- Schwartz, L. H., Litière, S., de Vries, E., Ford, R., Gwyther, S., Mandrekar, S., . . . Seymour, L. (2016, July). RECIST 1.1-Update and clarification: From the RECIST committee. *European Journal of Cancer (Oxford, England: 1990)*, 62, 132–137.
- Siegel, J. M., Weber, H.-J., Englert, S., Liu, F., Casey, M., & the Pharmaceutical Industry Working Group on Estimands in Oncology. (2024). Time-to-event estimands and loss to follow-up in oncology in light of the estimands guidance. *Pharmaceutical Statistics*, 23 (5), 709-727. Retrieved from <https://onlinelibrary.wiley.com/doi/abs/10.1002/pst.2386>
- Smith, A., Manoli, H., Jaw, S., Frutoz, K., Epstein, A. L., Khawli, L. A., & Theil, F.-P. (2016). Unraveling the Effect of Immunogenicity on the PK/PD, Efficacy, and Safety of Therapeutic Proteins. *Journal of Immunology Research*, 2016, 2342187.
- Sun, H., & Tu, J. (2024, October). PKBOIN-12: A Bayesian Optimal Interval Phase I/II Design Incorporating Pharmacokinetics Outcomes to Find the Optimal Biological Dose. *Pharmaceutical Statistics*.
- Takeda, K., Taguri, M., & Morita, S. (2018). BOIN-ET: Bayesian optimal interval design for dose finding based on both efficacy and toxicity outcomes. *Pharmaceutical Statistics*, 17 (4), 383–395.
- Thall, P. F., & Cook, J. D. (2004, September). Dose-finding based on efficacy-toxicity trade-offs. *Biometrics*, 60 (3), 684–693.
- Yuan, Y., & Yin, G. (2009). Bayesian dose finding by jointly modelling toxicity and efficacy as time-to-event outcomes. *Journal of the Royal Statistical Society: Series C (Applied Statistics)*, 58 (5), 719–736. Retrieved 2024-11-01, from <https://onlinelibrary.wiley.com/doi/abs/10.1111/j.1467-9876.2009.00674.x> (eprint: <https://onlinelibrary.wiley.com/doi/pdf/10.1111/j.1467-9876.2009.00674.x>)
- Zhou, Y., Lee, J. J., & Yuan, Y. (2019, December). A utility-based Bayesian optimal interval (U-BOIN) phase I/II design to identify the optimal biological dose for targeted and immune therapies. *Statistics in Medicine*, 38 (28), 5299–5316.