

# Vacancy-assisted superfluid drag

Thomas G. Kiely\*

*Kavli Institute for Theoretical Physics, University of California, Santa Barbara, California, USA.*

Chao Zhang†

*Department of Physics, Anhui Normal University, Wuhu, Anhui 241000, China*

Erich J. Mueller‡

*Department of Physics, Cornell University, Ithaca, New York, USA.*

We study superfluid drag in the two-component, two-dimensional Bose-Hubbard model with infinitely strong repulsive interactions. We demonstrate, with a combination of analytic and numeric techniques, that the motion of holes leads to strong dissipationless coupling between currents in the two components. We show that this behavior is attributable to polaronic correlations that emerge in the presence of spin currents, and which can be observed in experiments.

## I. Introduction

In an interacting multi-component system, internal forces tend to oppose the relative motion of the constituents. In classical fluids this is a dissipative “drag” force. An analogous effect is seen in multi-component superfluids, in the form of a dissipationless “superfluid drag” first recognized in the context of  $^3\text{He}$  and  $^4\text{He}$  mixtures [1]: Inducing a superflow in the  $^4\text{He}$  also leads to one in the  $^3\text{He}$ . The magnitude of the coupling, however, is quite small both in helium and in dilute gases [2–6]. The situation is more dramatic for two-component bosons on a lattice [7–10]. Near the jamming limit of one particle per site the superfluid drag becomes very strong. Using analytic and two different numerical methods, we determine the value of the drag coefficient for a hard-core two-component gas of lattice bosons. We also explore the resulting spin correlations.

Two-component lattice bosons display a rich set of superfluid phenomena [9–12]. In the weakly interacting limit, each component acts as an independent superfluid with a well defined phase, denoted  $\phi_\uparrow, \phi_\downarrow$ . Strong attractive interactions can lead to a paired-superfluid [10], where the energy only depends on the sum of the phases:  $\Phi = \phi_\uparrow + \phi_\downarrow$ . Similarly, repulsive interactions can cause binding between particles of one species and holes of the other, resulting in a counter-superfluid where the energy only depends on the phase difference  $\varphi = \phi_\uparrow - \phi_\downarrow$  [13]. When the interactions are strong, these superfluid states compete with magnetically-ordered insulating states that arise at commensurate filling fractions [10, 14, 15]. Near the ordering transitions drag effects become large.

We focus on the hard-core limit, where only a single particle can sit on a site. At unit filling (sometimes referred to as ‘half-filling’ in this context) the system is jammed, and the ground state is highly degenerate. Adding a single hole breaks this degeneracy, and allows the atoms to rearrange themselves, much like a children’s puzzle where a missing tile allows one

to rearrange a scrambled image. As with the fermionic case, the energy is minimized by taking a symmetric combination of all possible patterns [16, 17]. This is a  $xy$  ferromagnet if one treats the two components as the  $z$  component of a pseudospin. Adding supercurrents frustrates this ferromagnetism, leading to a spin-polaron where the phases twist more rapidly near the location of the hole.

This physics is readily studied by cold atoms in optical lattices. The most natural realization involves using two different hyperfine states of a single atomic species, such as  $^{87}\text{Rb}$ . Superfluid drag can be probed by the response to spin-dependent forces, by studying collective modes [4, 18], or the behavior of vortices [5, 8, 19]. In cold gas microscopes one can even observe the positions of individual atoms, allowing one to directly measure how the spins twist near a hole [20–25].

Calculating superfluid drag is challenging. At the level of mean-field theory, the drag coefficient is zero. Corrections due to quantum fluctuations can be treated using the Bogoliubov formalism [26–29], although such calculations are only controlled for weak interactions. In the strongly-interacting limit, the superfluid drag has been computed by studying the statistics of world-lines in quantum Monte Carlo simulations [7–10] though the low hole density limit presented challenges. More recently, Refs. [30, 31] studied superfluid drag in one-dimensional models using tensor network methods.

We build off of all these prior works, studying superfluid drag in the limit of hard-core interaction on two-dimensional lattices via three complementary techniques. We present an analytic calculation that allows us to calculate the exact drag coefficient in the limit of vanishing hole density. We supplement this with infinite matrix product state calculations on cylinder geometries with transverse size  $C = 3, 4, 5$ . These allow us to consider finite hole density, but require extrapolating to  $C \rightarrow \infty$ . Finally, we use a quantum Monte-Carlo approach to calculate the drag in finite torus geometries of  $L \times L$  sites with  $L \sim 20$ .

All three techniques have different regimes where they are most reliable. The analytic calculation only works at vanishing hole density. Conversely, the Monte Carlo calculations are most reliable at large hole densities. The tensor network calculations bridge these two limits, but have significant finite

\* thomaskiely@ucsb.edu

† chaozhang@ahnu.edu.cn

‡ em256@cornell.edu

size effects. With appropriate extrapolation techniques, we find that all three approaches agree with one-another. Thus we are able to present a well-validated global view.

## II. Superfluid drag

The low-energy properties of a multi-component superfluid are dominated by phase fluctuations in the order parameters for each species [7]. For a single-component superfluid, the energetic cost of phase gradients is set by the superfluid stiffness. Supercurrents are proportional to the phase gradient, and one can interpret the superfluid stiffness as the density of particles that participate in dissipationless flow [32]. For a multi-component system, there is a matrix of stiffnesses, e.g. the energy can be written

$$E = E_0 + \frac{1}{2} \frac{\hbar^2}{m} \int dx \begin{pmatrix} \nabla\theta_\uparrow & \nabla\theta_\downarrow \end{pmatrix} \begin{pmatrix} \rho_{\uparrow\uparrow} & \rho_{\uparrow\downarrow} \\ \rho_{\uparrow\downarrow} & \rho_{\downarrow\downarrow} \end{pmatrix} \begin{pmatrix} \nabla\theta_\uparrow \\ \nabla\theta_\downarrow \end{pmatrix}, \quad (1)$$

where  $E_0$  is a constant which does not depend on the phase gradients. If the different spin species interact with one another, the off-diagonal elements of the stiffness matrix will generically be finite. The existence of finite off-diagonal elements means that the current in one component depends on the phase twists of both components,  $j_\uparrow \propto \partial E / \partial \nabla\theta_\uparrow \propto \rho_{\uparrow\uparrow} \nabla\theta_\uparrow + \rho_{\uparrow\downarrow} \nabla\theta_\downarrow$ . Applying a force to one component would twist its phase, generating currents in both. This phenomenon is what we refer to as *superfluid drag*.

In the two-component system, the off-diagonal coefficient,  $\rho_{\uparrow\downarrow}$ , controls the magnitude of the current response in one component due to a phase twist in the other component. For this reason,  $\rho_{\uparrow\downarrow}$  also controls the magnitude and sign of the interaction between vortex excitations of different species [8]. The drag coefficient,  $\kappa = \rho_{\uparrow\downarrow} / \sqrt{\rho_{\uparrow\uparrow}\rho_{\downarrow\downarrow}}$ , is a dimensionless number that quantifies the relative importance of the superfluid drag in a given system. We are considering the symmetric case where  $\rho_{\uparrow\uparrow} = \rho_{\downarrow\downarrow}$ .

## III. Model

We consider the two-component Bose-Hubbard model on a two-dimensional (2D) square lattice:

$$H = -t \sum_{\langle i,j \rangle, \sigma} (a_{i\sigma}^\dagger a_{j\sigma} + \text{H.c.}) + \frac{U}{2} \sum_{i, \sigma, \tau} n_{i\sigma} n_{i\tau} - \mu \sum_{i\sigma} n_{i\sigma}, \quad (2)$$

where  $a_{i\sigma}, a_{i\tau}$  are the bosonic annihilation for spin species  $\sigma, \tau = \uparrow, \downarrow$  on site  $i$ ,  $n_{i\sigma} = a_{i\sigma}^\dagger a_{i\sigma}$ , and  $\mu$  is the chemical potential. Note that Eq. (2) has an SU(2) spin symmetry: the Hamiltonian is invariant under rotations  $U_s$  that mix the spin species. One might also consider models that break this symmetry, e.g. if the inter-species interaction strength differs from the on-site interaction strength. This distinction is irrelevant in the strongly-interacting limit considered here.

In the limit  $t/U \rightarrow 0$ , the interaction term can be replaced by a hard-core constraint, which can formally be treated as

an operator identity,  $a_{i\sigma} a_{i\tau} = 0$ . For finite but small  $t/U$ , the leading-order correction to this hard-core model is a nearest-neighbor ferromagnetic Heisenberg interaction with coefficient  $J = 4t^2/U$ . At unit-filling, this typically implies that the ground state is an XY ferromagnet, though other magnetic orders can be found at unit filling if one breaks the SU(2) spin symmetry [14]. We will not include such superexchange terms in our modeling, restricting ourselves to the  $t/U \rightarrow 0$  limit. At unit filling the ground state will be highly degenerate, but adding holes will break the degeneracy, leading to a ferromagnetic ground state. This phenomenon is known as *kinetic magnetism*: the kinetic energy of itinerant holes is maximized when the spin wavefunction is fully symmetric [16]. We parameterize the particle number by the density of vacancies,  $x_v = 1 - n_\uparrow - n_\downarrow$ .

In this lattice model, it is natural to make the substitution  $\hbar^2/m \rightarrow 2t$  in Eq. (1). The superfluid densities are then dimensionless.

## IV. Variational Formulation

Our primary strategy involves using a variational principle to calculate the superfluid density tensor. The energy in Eq. (1) can be found by minimizing the energy in Eq. (2) with the constraint that  $\theta_\uparrow$  and  $\theta_\downarrow$  have a fixed profile. In particular, we consider a linear phase gradient where  $\nabla\theta_\uparrow = \mathbf{k}_\uparrow$  and  $\nabla\theta_\downarrow = \mathbf{k}_\downarrow$  are constant in space. To simplify the arithmetic, we introduce a gauge transformation which effectively places us in the frame of the moving superfluid. In particular we define  $\tilde{H} = UHU^\dagger$ , with

$$U(\mathbf{k}, \mathbf{q}) = \prod_j \exp \left[ i \mathbf{r}_j \cdot (\mathbf{k}(n_{j\uparrow} + n_{j\downarrow}) + \mathbf{q}(n_{j\uparrow} - n_{j\downarrow})) \right] \quad (3)$$

corresponding to a spin-dependent Galilean boost. Here  $\mathbf{k} = (\mathbf{k}_\uparrow + \mathbf{k}_\downarrow)/2$  relates to uniform currents where both components flow in the same direction. Conversely,  $\mathbf{q} = (\mathbf{k}_\uparrow - \mathbf{k}_\downarrow)/2$  corresponds to counterflow. The vector  $\mathbf{r}_j$  gives the  $x$  and  $y$  coordinates of the  $j$ 'th site, which are chosen to sit on a square grid with unit spacing.

The transformed Hamiltonian (in the hard-core limit) is

$$\tilde{H} = - \sum_{\langle i,j \rangle, \sigma} t_{ij,\sigma} (a_{i\sigma}^\dagger a_{j\sigma} + \text{H.c.}) - \mu \sum_{i\sigma} n_{i\sigma}, \quad (4)$$

with  $t_{ij,\uparrow} = t e^{i(\mathbf{k}+\mathbf{q}) \cdot (\mathbf{r}_i - \mathbf{r}_j)}$  and  $t_{ij,\downarrow} = t e^{i(\mathbf{k}-\mathbf{q}) \cdot (\mathbf{r}_i - \mathbf{r}_j)}$ . We then must find  $E(\mathbf{k}, \mathbf{q}) = \min_{\{|\psi\rangle\}} \langle \psi | \tilde{H} | \psi \rangle$  where the minimization is constrained to be over the set of translationally-invariant wavefunctions  $\{|\psi\rangle\}$ .

As  $k, q \rightarrow 0$ , the energy of the resulting current-carrying state is given by

$$(E(\mathbf{k}, \mathbf{q}) - E_0)/t = \rho_+ k^2 + \rho_- q^2 + \dots \quad (5)$$

where  $E_0$  is the ground-state energy and  $t$  is the tunneling matrix element. The coefficients  $\rho_\pm = (\rho_{\uparrow\uparrow} + \rho_{\downarrow\downarrow} \pm 2\rho_{\uparrow\downarrow})/2$  are the superfluid densities in the density (+) and spin (-) channels. These are the eigenvalues of the superfluid density matrix, and the drag coefficient is  $\kappa = (\rho_+ - \rho_-)/(\rho_+ + \rho_-)$ .

We again emphasize that the energy minimization must be taken with the constraint that  $|\psi\rangle$  is transitionally invariant. Since  $\tilde{H}$  is gauge equivalent to  $H$ , the unconstrained minimum would result in  $E = E_0$ , independent of  $k$  and  $q$ .

We carry out the constrained minimization in two ways. In Sec. V we find the exact minimum in the limit of a single hole. In Sec. VI we use the Variational Uniform Matrix Product State (VUMPS) method to numerically optimize a translationally invariant matrix product state. Conversely, the Monte-Carlo calculations in Sec. VII do not rely upon this variational formulation, but instead extract the superfluid density from the statistics of world line winding numbers.

### V. Perturbation theory in the single-hole limit

As noted earlier, the ground state of Eq. (2) at unit-filling, zero magnetization and  $U = \infty$  is highly degenerate. This degeneracy is broken by adding a hole, in which case the ground state becomes an easy-plane (XY) ferromagnet. We pick a preferred in-plane direction and write the unit filled parent state as  $|\phi\rangle = \prod_j b_{j+}^\dagger |0\rangle$  where  $|0\rangle$  is the vacuum and  $b_{j\pm}^\dagger = (a_{j\uparrow}^\dagger \pm a_{j\downarrow}^\dagger)/\sqrt{2}$  creates a boson in a superposition of the two spin states. This is an eigenstate of  $S_{xj} = (a_{j\uparrow}^\dagger a_{j\downarrow} + a_{j\downarrow}^\dagger a_{j\uparrow})/2$ , which is the  $x$  component of the local spin operator  $\mathbf{S}_j$ . The ground state with a single hole is  $|\psi_0\rangle = (1/\sqrt{N_s}) \sum_j b_{j+} |\phi\rangle$ , where  $N_s$  is the number of sites. One can readily verify that  $|\psi_0\rangle$  is an eigenstate of Eq. (2).

We now add phase twists, as detailed in Sec. IV. The Peierls phases break the SU(2) invariance of the kinetic term and in our rotated basis the Hamiltonian  $\tilde{H}$  takes the form

$$\begin{aligned} \tilde{H}/t = & - \sum_{\langle i,j \rangle} (b_{i+}^\dagger b_{j+} + b_{i-}^\dagger b_{j-}) e^{i\mathbf{r}_{ij} \cdot \mathbf{k}} \cos(\mathbf{r}_{ij} \cdot \mathbf{q}) + \text{H.c.} \\ & - i \sum_{\langle i,j \rangle} (b_{i+}^\dagger b_{j-} + b_{i-}^\dagger b_{j+}) e^{i\mathbf{r}_{ij} \cdot \mathbf{k}} \sin(\mathbf{r}_{ij} \cdot \mathbf{q}) + \text{H.c.} \end{aligned} \quad (6)$$

where  $\mathbf{r}_{ij} = \mathbf{r}_i - \mathbf{r}_j$ . We have omitted the chemical potential as we will explicitly conserve particle number, making it unnecessary. As before, the hard-core constraint implies  $b_{i\sigma}^\dagger b_{i\tau}^\dagger = 0$ , with  $\sigma, \tau = \pm$ . In what follows, we will perform perturbation theory in  $\mathbf{k}$  and  $\mathbf{q}$  in order to determine the energy to  $\mathcal{O}(k^2, q^2)$ .

As already argued, when  $\mathbf{q} = 0$  and  $\mathbf{k} = 0$ , the single-hole ground state of Eq. (6) is  $|\psi_0\rangle = (1/\sqrt{N_s}) \sum_j b_{j+} |\phi\rangle$ . This function is an eigenstate of the first term in Eq. (6), and it remains the lowest energy uniform state when  $\mathbf{k} \neq 0$  and  $\mathbf{q} = 0$ . The resulting superfluid density is  $\rho_+ = \bar{n}_+(1 - \bar{n}_+)$ . This result coincides with what one expects from mean-field theory.

When  $\mathbf{q} \neq 0$ ,  $\tilde{H}$  contains terms where a + spin sitting beside a hole can be converted into a - spin. To leading order in  $\mathbf{q}$  we only need to include a single such flipped spin, and can make the ansatz that the uniform ground state wavefunction takes the form

$$|\psi\rangle = \frac{1}{\sqrt{N_s}} \sum_j b_{j+} \left( f_0 + \sum_{s \neq 0} f_s b_{j+s, -}^\dagger b_{j+s, +} \right) |\phi\rangle \quad (7)$$

where  $f_{s \neq 0} \propto q$  is small. One recognizes  $f_0$  as the amplitude to have no flipped spins. The coefficient  $f_s$  is the amplitude to have a single flipped spin, separated from the hole by the lattice vector  $s$ . Contributions to the wavefunction involving more flipped spins will be suppressed by higher powers of  $q$ .

Given the wavefunction in Eq. (7), we now solve the Schrödinger equation  $\tilde{H}|\psi\rangle = E|\psi\rangle$  to determine  $E(k, q)$ . To simplify notation, we introduce

$$t_{\mathbf{u}} = t e^{i\mathbf{k} \cdot \mathbf{u}} \cos \mathbf{q} \cdot \mathbf{u} \quad (8)$$

$$\lambda_{\mathbf{u}} = t e^{i\mathbf{k} \cdot \mathbf{u}} \sin \mathbf{q} \cdot \mathbf{u} \quad (9)$$

$$\epsilon_p = - \sum_{\mathbf{u}} t_{\mathbf{u}} e^{-i\mathbf{p} \cdot \mathbf{u}} \quad (10)$$

$$\eta_p = -i \sum_{\mathbf{u}} \lambda_{\mathbf{u}} e^{-i\mathbf{p} \cdot \mathbf{u}} \quad (11)$$

where the sum over  $\mathbf{u}$  denotes a sum over nearest-neighbors on the square lattice. The Schrödinger equation yields coupled equations for the coefficients  $f_0$  and  $f_s$ :

$$E f_0 = \epsilon_0 f_0 - i \sum_{\mathbf{u}} \lambda_{\mathbf{u}} f_{-\mathbf{u}} \quad (12)$$

$$E f_s = \sum_{\mathbf{u}} [-t_{\mathbf{u}} (1 - \delta_{s, \mathbf{u}}) f_{s-\mathbf{u}} - \delta_{s, \mathbf{u}} (t_{\mathbf{u}} f_{-\mathbf{u}} + i \lambda_{\mathbf{u}} f_0)] \quad (13)$$

Our interpretation of Eq. (13) is that the flipped spin (initially displaced by  $s$  from the hole in Eq. (7)) can hop around like a normal particle, except that it can hop *over* the hole, i.e. hopping from  $\mathbf{u}$  to  $-\mathbf{u}$ . This correlated hopping process is the origin of the coupling between density and spin degrees of freedom in the single-hole calculation. There is also a process where the flipped spin can be created/destroyed if it is on a site neighboring the hole. The matrix element for this process is  $-i\lambda_{\mathbf{u}}$ .

We solve Eqns. (12) and (13) by making a Fourier expansion,

$$f_{s \neq 0} = \frac{1}{\sqrt{N_s}} \sum_{\mathbf{p}} e^{i\mathbf{p} \cdot \mathbf{s}} g_{\mathbf{p}} \quad (14)$$

$$g_{\mathbf{p}} = \frac{1}{\sqrt{N_s}} \sum_{s \neq 0} e^{-i\mathbf{p} \cdot \mathbf{s}} f_s + c, \quad (15)$$

where the constant  $c$  may be chosen arbitrarily. This freedom reflects the fact that this Fourier expansion contains one more degree of freedom than the coefficients  $f_s$  with  $s \neq 0$ . Summing over  $s$  in Eq. (13), we find

$$(E - \epsilon_p)(g_p - c) = \frac{1}{\sqrt{N_s}} \sum_{\mathbf{u}} [1 - e^{-i\mathbf{p} \cdot \mathbf{u}}] t_{\mathbf{u}} f_{-\mathbf{u}} + \frac{1}{\sqrt{N_s}} \eta_p f_0. \quad (16)$$

Notably, the right-hand side depends only on  $f_0$  and  $f_{\mathbf{u}}$  for  $\mathbf{u}$  a nearest-neighbor of zero. We can then write an arbitrary  $f_s$  in terms of these via

$$f_s = \frac{1}{\sqrt{N_s}} \sum_{\mathbf{p}} e^{i\mathbf{p} \cdot \mathbf{s}} (g_{\mathbf{p}} - c) \quad (17)$$

$$= \sum_{\mathbf{u}} t_{\mathbf{u}} f_{-\mathbf{u}} (\Lambda_s - \Lambda_{s-\mathbf{u}}) + f_0 \Gamma_s \quad (18)$$

where we have defined

$$\Lambda_s = \frac{1}{N_s} \sum_p \frac{e^{ip \cdot s}}{E - \epsilon_p} \quad (19)$$

$$\Gamma_s = \frac{1}{N_s} \sum_p \frac{e^{ip \cdot s} \eta_p}{E - \epsilon_p} \quad (20)$$

Given this form of  $f_s$ , we can fix all the free parameters in Eq. (7) by solving Eq. (12) and Eq. (13) for all  $s$  which are a neighbor of zero. On a regular lattice with coordination number  $z$ , this yields  $z + 1$  coupled equations. These are solved in Appendix A resulting in

$$E(k, q)/t = -4 + k^2 + \left( \frac{1 - \kappa}{1 + \kappa} \right) q^2 + \dots \quad (21)$$

where  $\kappa$ , the superfluid drag coefficient, is given by

$$\kappa = \int \frac{dp_x dp_y}{(2\pi)^2} \frac{\cos 2p_x - 1}{-4 + 2 \cos p_x + 2 \cos p_y} \quad (22)$$

$$= 1 - 2/\pi. \quad (23)$$

We emphasize that Eq. (21) should be understood as the energy density *per hole* when comparing to a result at finite hole density  $x_v = 1 - \sum_\sigma \bar{n}_\sigma$ . Comparing with Eq. (5), we find

$$\lim_{x_v \rightarrow 0} \rho_+ = x_v \quad \lim_{x_v \rightarrow 0} \rho_- = \frac{x_v}{\pi - 1}. \quad (24)$$

As already discussed,  $\rho_+$  is consistent with the low  $x_v$  limit of the mean-field result  $\rho_{MF} = x_v(1 - x_v)$ . At the level of mean-field theory, one would expect  $\rho_- = \rho_+$ , i.e. a drag coefficient  $\kappa = 0$ . The depletion of the superfluid density in the spin channel is the consequence of strong superfluid drag induced by the correlated hopping term between the flipped spin and the single hole.

We conclude this section by noting that the same calculation straightforwardly applies to single-hole limits of other regular lattices. In one dimension, we find a drag coefficient  $\kappa_{1D} = 1$ , which is consistent with kinetic constraints: particles of different spin cannot move around one another, so  $\rho_- = 0$ . On an  $n$ -dimensional hypercubic lattice, we find that  $\kappa_{nD} \sim 1/(z - 1)$  where  $z = 2n$  is the coordination number. On the 2D triangular lattice, we find  $\kappa_\Delta \approx 0.23$ . These results are consistent with the picture that lattices with greater coordination number are more “weakly-interacting.” Indeed, as the origin of superfluid drag in this limit is the correlated-hopping term, increasing  $z$  creates more opportunities for the spin to hop “normally,” thus decreasing the superfluid drag.

For comparison with our numerics we can also consider finite  $L \times L$  lattices with periodic boundary conditions, or infinite cylinders of circumference  $C$ . In the former, the integral over  $k_x$  and  $k_y$  in Eq. (22) are replaced with sums where  $k_x = 2\pi n_x/L$ , and  $k_y = 2\pi n_y/L$  where  $n_x, n_y$  are integers between 0 and  $L - 1$ . For infinite cylinders, the  $k_x$  integral remains, but the  $k_y$  integral is replaced by a sum. For  $C = 3, 4, 5$  we find  $\kappa = 2 - \sqrt{7/3}$ ,  $2 - (1/2)\sqrt{5 + 2\sqrt{6}}$ ,  $2 - (1/5)\sqrt{35 + 2\sqrt{205}}$ .

## VI. Matrix product states

The approach in Sec. V does not readily generalize to larger hole density,  $x_v$ . Thus we turn to a numerical approach. We make the ansatz that  $|\psi\rangle$  can be written as a translationally invariant matrix product state [33]. We then minimize the energy over the space of all such states.

For these calculations we consider an infinite cylinder geometry, taking cylinders of circumference  $C = 3, 4, 5$ . The sites of this lattice are then arranged in one dimensional line [34]. Thus our ansatz is a uniform matrix product state with a unit cell of  $C$  sites. We use the VUMPS algorithm [35] to minimize the energy at fixed bond dimension  $\chi$ , corresponding to the largest size of the matrices in the ansatz. As  $\chi$  is made larger the ansatz becomes more expressive. We should recover the exact result in the limit  $\chi \rightarrow \infty$ .

We first perform the minimization with  $\mathbf{k} = \mathbf{q} = 0$ . We then repeat the calculation for a series of small  $\mathbf{k}$  and  $\mathbf{q}$ , which are oriented along the long axis of the cylinder, taken to be the  $x$ -axis. For sufficiently small twists, we converge to the lowest-energy translationally-invariant ground state, from which we extract  $\rho_\pm$  via Eq. (5). We previously used the same procedure to determine the superfluid density of the 1D single-component Bose-Hubbard model [32]. As in that work, here it is essential to not constrain the total density or magnetization using conserved quantum numbers [36] – one may readily show that the energy of  $\hat{H}(\mathbf{k}, \mathbf{q})$  with respect to a spin and density-conserving iMPS is independent of  $\mathbf{k}$  and  $\mathbf{q}$ . We perform *finite entanglement scaling*, repeating our calculations for a sequence of  $\chi$  and extrapolating to  $\chi = \infty$ . For  $C = 3$  we used  $\chi \leq 120$ , for  $C = 4$  we used  $\chi \leq 140$  and for  $C = 5$  we used  $\chi \leq 160$ .

## VII. Monte Carlo

The Matrix Product State calculations in Sec. VI are limited to cylinders of modest size, so we supplement them with quantum Monte-Carlo calculations using the Worm algorithm [37, 38] as formulated for two-component hard-core bosons [39]. We adapted those techniques to incorporate the hard-core interspecies interactions from Eq. (2). Related Monte-Carlo studies were performed by Kaurov, Kuklov, and Meyerovich [7], who used a discrete-time Monte Carlo approach with the worm algorithm to simulate a two-color J-current model on a two-dimensional square lattice, effectively modeling hard-core two-component boson systems. However, the accuracy of their results were limited by systematic errors arising from time discretization and temperature dependence.

The superfluid stiffness for each component is determined using the winding number [40], expressed as  $\rho_{ij} = \langle \mathbf{W}_i \cdot \mathbf{W}_j \rangle / dL^{d-2}\beta$ , where the components of the vector  $\mathbf{W}_i$  count how many times paths of particles to type  $i$  wind about each direction in the periodic unit cell. Here  $d = 2$  is the dimensionality of the system,  $L$  the linear system size, and  $\beta$  is the inverse temperature. The covariance matrix for the winding numbers is diagonalized by considering symmetric and antisymmetric combinations, and we extract  $\rho_\pm = \langle \mathbf{W}_\pm^2 \rangle / dL^{d-2}\beta$ ,

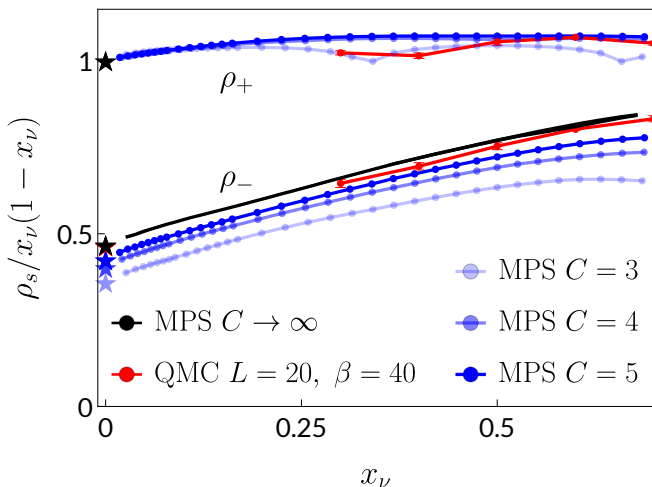


FIG. 1. Superfluid fractions,  $\rho_s/x_v(1-x_v)$ , in both the density ( $\rho_+$ , top) and spin ( $\rho_-$ , bottom) channels as a function of total hole density  $x_v = 1 - n_\uparrow - n_\downarrow$ . Blue dots show results of the iMPS calculations on infinite cylinders of circumferences  $C = 3, 4, 5$ , and the black line shows an extrapolation  $C \rightarrow \infty$  (see main text). Stars denote the analytic results in the limit of vanishing hole density. Note that the analytic calculation predicts no circumference dependence for  $\rho_+$  as  $x_v \rightarrow 0$ , hence only one star is shown. In all cases we consider a square lattice. The dip in  $\rho_+$  at  $x_v = 1/3$  for the  $C = 3$  cylinder is related to commensurability. Red dots show quantum Monte Carlo results on a  $20 \times 20$  torus at inverse temperature  $\beta = 40/t$ , which agrees quite well with the iMPS extrapolation for moderate dopings.

where  $\mathbf{W}_\pm = \mathbf{W}_1 \pm \mathbf{W}_2$ . As already discussed, these relate to mass and spin transport. The drag coefficient is  $\kappa = (\rho_+ - \rho_-)/(\rho_+ + \rho_-)$ . As with the calculations in Sec. VI, here we work in the grand-canonical ensemble, controlling particle numbers by adjusting the chemical potentials.

### VIII. Results

Figure 1 shows the superfluid fractions  $\rho_\pm/x_v(1-x_v)$  as a function of total hole density for iMPS calculations on cylinders of circumference  $C = 3, 4, 5$  (blue). Stars of the associated color show the perturbative results at infinitesimal doping, which are in close agreement with the iMPS calculations on every cylindrical geometry shown. Black stars show the perturbative result in the full 2D limit. The solid black curve shows the result of an extrapolation of the numerical  $\rho_-(C)$ , where we assume the form  $\rho_-(C) = \rho_- + \alpha/C^2$ . We do not attempt a similar extrapolation of  $\rho_+(C)$ , as the  $C = 4$  and  $C = 5$  data are nearly indistinguishable. Red dots show the result of our quantum Monte Carlo calculations on a  $20 \times 20$  torus at inverse temperature  $\beta = 40/t$ , over the parameter range where finite size/temperature effects are reasonably small (see Appendix B).

For all  $x_v$ , we find that  $\rho_+$  remains close to the mean-field prediction  $\rho_{MF} = x_v(1-x_v)$ . Indeed,  $\rho_+$  in this model is simply the superfluid density of hard-core bosons, which is known to deviate only small amounts from  $\rho_{MF}$  [14]. The spin channel,

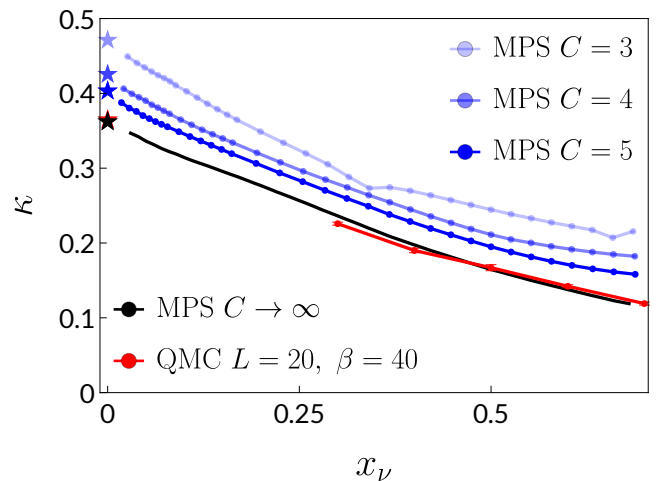


FIG. 2. Superfluid drag coefficient,  $\kappa = (\rho_+ - \rho_-)/(\rho_+ + \rho_-)$ , as a function of hole density  $x_v$ . Blue dots show results of the iMPS calculations on infinite cylinders of circumferences  $C = 3, 4, 5$ , and the black line shows the extrapolation of iMPS results as  $C \rightarrow \infty$ . Stars denote the analytic results on finite cylinders (blue), a  $20 \times 20$  torus (red) and in the thermodynamic limit (black). Red dots show quantum Monte Carlo results on a  $20 \times 20$  torus at inverse temperature  $\beta = 40/t$ , which agrees very well with the  $C \rightarrow \infty$  limit of the iMPS results.

by contrast, shows a significantly diminished stiffness relative to the mean-field prediction. This deviation increases in the dilute-hole limit, where the kinetics are more constrained. Conversely, when the hole density is large,  $x_v \rightarrow 1$ , we expect  $\rho_- \rightarrow \rho_{MF}$  as there the interactions are negligible. The kinetic effects of interactions are enhanced on smaller cylinders, and  $\rho_-$  monotonically increases with  $C$ .

When  $C = 3$  we see features in  $\rho_+$  near  $x_v \approx 1/3$  and  $2/3$ , which arise due to proximity to density-wave states. In particular, one can create a Mott insulator if the hopping along the cylinder,  $t_x$ , is made much smaller than the hopping around the circumference,  $t_y$ . Similar physics occurs on the 2-leg ladder at  $x_v \approx 1/2$  [41]. We do not, however, see such features in the larger cylinders. For  $x_v < 0.5$  we see a small deviation between the iMPS and Monte Carlo calculations of  $\rho_+$ , which we attribute to finite size/temperature.

Similarly, when extrapolated to  $C = \infty$ , the iMPS calculation of  $\rho_-$  agrees well with the Monte Carlo calculation. Moreover, as  $x_v \rightarrow 0$  we see excellent agreement with the analytic calculations.

In Fig. 2 we show the superfluid drag coefficient,  $\kappa = (\rho_+ - \rho_-)/(\rho_+ + \rho_-)$ , as a function of  $x_v$ . Again, we find excellent agreement between the numerical calculations on finite cylinders (colored dots) and the analytic result (stars). The black curve denotes an extrapolation in which we compute  $\kappa$  using the extrapolated  $\rho_-$  (see above) and  $\rho_+(C = 5)$ . This extrapolation agrees very well with our Monte-Carlo results. We take the agreement between the three methods as a strong indication of the reliability of our results. The extrapolated drag coefficient monotonically increases as  $x_v \rightarrow 0$ , approaching its asymptotic value  $1 - 2/\pi$ .

One way of interpreting these results is that, in the presence of spin currents, mobile holes are dressed by a “polaron” of flipped spins. This polaronic physics is only apparent in the presence of counterflow supercurrents: As evidenced by Eq. (6), the current-free ground state in the rotated basis is simply the fully-polarized ground state of hard-core  $b_+$  bosons at filling fraction  $1 - x_v$ .

To reveal the polaron, we introduce spin operators  $\tilde{s}_{xj} = (\tilde{a}_{j\uparrow}^\dagger \tilde{a}_{j\downarrow} + \tilde{a}_{j\downarrow}^\dagger \tilde{a}_{j\uparrow})/2$ ,  $\tilde{s}_{yj} = i(\tilde{a}_{j\uparrow}^\dagger \tilde{a}_{j\downarrow} - \tilde{a}_{j\downarrow}^\dagger \tilde{a}_{j\uparrow})/2$ , and  $\tilde{s}_{zj} = (\tilde{a}_{j\uparrow}^\dagger \tilde{a}_{j\uparrow} - \tilde{a}_{j\downarrow}^\dagger \tilde{a}_{j\downarrow})/2$ , which form the coefficients of the vector  $\tilde{\mathbf{s}}_j$ , defined in the rotated frame (see Eq. (3)). We have a  $xy$  ferromagnet, so the vector  $\langle \tilde{\mathbf{S}} \rangle = \sum_j \langle \tilde{\mathbf{s}}_j \rangle / N_s$  has a non-zero expectation value in the  $x - y$  plane. Near a hole the spins will be twisted relative to this mean-field. This twist can be quantified by  $\Upsilon_{i-j} = \langle \tilde{\mathbf{S}} \rangle \times \langle P_i \tilde{\mathbf{s}}_j \rangle \cdot \hat{\mathbf{z}}$ , where  $P_i$  is the projector onto having a hole on site  $i$ . For the analytic wavefunction in Sec. V we have

$$\Upsilon_j = \frac{1}{2i} f_j^* f_0, \quad (25)$$

where we have used that  $f_j$  is purely imaginary. Thus in the single hole limit,  $|\Upsilon_j|^2$  is proportional to the probability that a flipped spin is separated from the hole by  $j$  sites.

We can produce a more physical interpretation of  $\Upsilon_j$  by returning to the lab frame (undoing the transformation in Eq. (3)). There, on average, the in-plane spins rotate with wave-vector  $q$ . This twist costs energy due to the misalignment of neighboring spins. In our variational ansatz the energy is reduced by twisting the spins faster when they are near a hole and slower when they are farther away. This spatial dependence of the pitch is encoded in  $\Upsilon$ . One could directly measure this quantity by using the techniques from [20–25]. As a consequence of the arguments in Appendix A,  $\Upsilon_j \sim (j_x q_x + j_y q_y) / |j|^2$  for large  $|j|$ .

Figure 3 shows  $\Upsilon_j$  calculated from the MPS calculations on a  $C = 4$  circumference cylinder. Here we take the twist and the displacement  $j$  to both point along the  $x$  axis. As can be seen, the spin disturbance is localized near the hole. It becomes larger with smaller hole density, with the expected power law tails appearing as  $x_v \rightarrow 0$ .

## IX. Experimental Considerations

As already explained, the most obvious platform for exploring this physics is atoms in optical lattices, and a detailed discussion of approaches to measuring superfluid density in single component systems can be found in [32]. There are additional approaches to detecting superfluid drag. For example, as argued in [7, 8], superfluid drag has dramatic impact on the vortex structures.

Previous experiments have explored aspects of superfluidity in two-component lattice bosons [42]. Those experiments were focused on the case where the two components have very different hopping matrix elements. Variants of those techniques can measure drag effects in the  $SU(2)$  symmetric case, though there are subtleties about timescales [43].

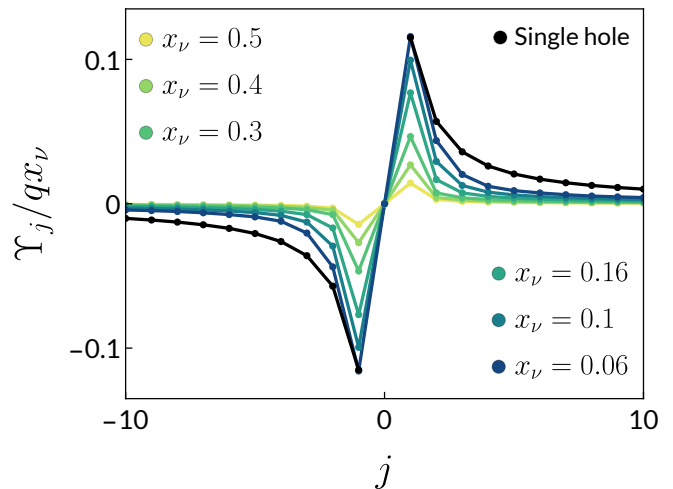


FIG. 3. Spin-hole correlator  $\Upsilon_j$  versus position  $j$  at various hole densities  $x_v$ , determined from tensor network calculations on a  $C = 4$  circumference cylinder (colored points). The phase twist and the displacement  $j$  are both taken in the long direction of the cylinder. The correlation function is normalized by  $q$  and  $\langle P_0 \rangle = x_v$ . The analytic result for a single hole in two dimensions is shown in black.

More recent explorations of counterflow superfluidity introduced techniques which can also be used to diagnose drag effects [44]. Furthermore, drag can be extracted from the AC spin conductivity [45], or polaronic couplings to cavity modes [46].

Using the equivalence between hard-core bosons and spin degrees of freedom, this model may also be realized via a mapping onto internal states of atoms and molecules [47, 48] or the excited states of a transmon [49]. In the former case, the states of  $\uparrow$ ,  $\downarrow$  and empty sites are encoded in three internal states that exhibit substantial dipole-dipole coupling (in neutral atoms, these could be Rydberg states). Using a stroboscopic driving scheme, one can engineer an effective antiferromagnetic bosonic  $t - J$  model in which the couplings  $t_{ij} \sim r_{ij}^{-3}$  and  $J_{ij} \sim r_{ij}^{-6}$  are long-ranged. The model studied here is recovered in the limit  $t \gg J$  [50, 51], albeit with corrections due to long-range tunneling. In the case of transmons, one can map the hole state onto the computational  $|1\rangle$  state of the transmon, and the spin states onto the  $|0\rangle$  and  $|2\rangle$  states. Introducing capacitive couplings, the  $|0\rangle$  and  $|2\rangle$  excitations can tunnel between transmons with a matrix element  $g$ . The hard-core boson model studied here is realized in the limit  $g \ll \eta$  where  $\eta$  is the transmon nonlinearity.

## X. Summary

The most iconic problems in many-body physics involve the competition between strong local interactions, which tend to localize particles, and kinetic effects, which delocalize them. Here we argue that superfluid drag in two-component lattice bosons provides an ideal setting for studying this physics. Near the jamming limit of one particle per site, we

find that the drag coefficient is of order unity:  $\kappa \approx 0.36$  on a 2D square lattice. By comparison,  $\kappa$  vanishes in mean field theory. Such a large drag is a remarkable signature of strong correlations.

We use three approaches to extract the drag coefficient. The first is an analytic study of a single hole. We calculate the exact quantum wavefunction in the presence of a small phase gradient. We find a polaronic structure where the pseudospin twists faster near the hole. From the energy of this state we extract the drag coefficient. Our analytic calculation does not readily generalize to finite hole density, motivating a variational approach based upon matrix product states. We use the VUMPS algorithm, and finite entanglement scaling, to extract the ground state energy in an infinite cylinder geometry, with circumference  $C$ . Extrapolating to  $C = \infty$  gives excellent agreement with our analytic calculation at vanishing hole density. To develop further confidence in our extrapolation, we compared these results to quantum Monte-Carlo on large lattices with hundreds of sites.

We argue that this physics is experimentally accessible, using cold atoms in optical lattices, Rydberg atoms in microtraps, or transmon based quantum computers. Our calculations can readily be generalized to other geometries.

### Acknowledgements

We thank Anatoly Kuklov, Nikolay Prokof'ev, and Darren Pereira for discussions. TKG acknowledges support from the National Science Foundation under grant PHY-2309135 to the Kavli Institute for Theoretical Physics (KITP), and the Gordon and Betty Moore Foundation through Grant GBMF8690 to the University of California, Santa Barbara. CZ acknowledges support from the National Natural Science Foundation of China (NSFC) under Grant Nos. 12204173, 12275002, and the University Annual Scientific Research Plan of Anhui Province under Grant No 2022AH010013. EJM acknowledges support from the National Science Foundation under grant PHY-2409403.

### A. Details of analytic calculation

Here we fill in the remaining steps of the calculation outlined in Sec. V. We first note that we only need to calculate  $E(k, q)$  to quadratic order in  $k$  and  $q$ . Consequently we only need  $f_s$  to linear order, and on the right hand side of Eq. (18) we take

$$\Gamma_s \approx iq_x \Pi_s^x + iq_y \Pi_s^y \quad (\text{A1})$$

where

$$\Pi_s^x = t(\Lambda_{s_x+1, s_y} - \Lambda_{s_x-1, s_y}) \quad (\text{A2})$$

$$\Pi_s^y = t(\Lambda_{s_x, s_y+1} - \Lambda_{s_x, s_y-1}). \quad (\text{A3})$$

We can also set  $k = q = 0$  in our evaluation of  $\Lambda_s$ ,

$$\Lambda_s \approx \frac{1}{2tN_s} \sum_p \frac{e^{ip \cdot s}}{\cos p_x + \cos p_y - 2}. \quad (\text{A4})$$

In these linearized expressions,  $\Lambda_{-s} = \Lambda_s$  and  $\Gamma_{-s} = -\Gamma_s$ . Consequently  $f_{-s} = -f_s$ . This allows us to write Eq. (18) as

$$f_s = (iq_x f_0 - f_x) \Pi_s^x + (iq_y f_0 - f_y) \Pi_s^y. \quad (\text{A5})$$

Specializing to the cases  $s = (1, 0)$  and  $s = (0, 1)$  we find

$$f_x = iq_x f_0 \frac{\Pi_x^x}{1 + \Pi_x^x} \quad f_y = iq_y f_0 \frac{\Pi_y^y}{1 + \Pi_y^y} \quad (\text{A6})$$

where  $f_x = f_{(1,0)}$ ,  $f_y = f_{(0,1)}$ ,  $\Pi_x^x = \Pi_{(1,0)}^x$  and  $\Pi_y^y = \Pi_{(0,1)}^y$ . Inserting Eq. (A6) into Eq. (A5) gives us the closed form expression

$$f_s = iq_x f_0 \frac{\Pi_s^x}{1 + \Pi_s^x} + iq_y f_0 \frac{\Pi_s^y}{1 + \Pi_s^y} \quad (\text{A7})$$

which can be slightly simplified by noting that rotational symmetry implies  $\Pi_x^x = \Pi_y^y$ . We then use Eq. (12) to arrive at  $E = \epsilon_0 - 2q^2 t \Pi_x^x / (1 - \Pi_x^x)$ .

To quadratic order,  $\epsilon_0 = t(-4 + k^2 + q^2)$ , and hence

$$E/t = -4 + k^2 + \frac{1 - \Pi_x^x}{1 + \Pi_x^x} q^2. \quad (\text{A8})$$

Comparing to Eq. (21), we identify  $\kappa = \Pi_x^x$  as the drag coefficient.

To calculate  $\kappa$  and the coefficients of the wavefunction, we take the thermodynamic limit and write

$$\Pi_s^x = \int \frac{dp_x dp_y}{(2\pi)^2} \frac{e^{is_x p_x + is_y p_y} (e^{ip_x} - e^{-ip_x})}{2 \cos p_x + 2 \cos p_y - 4}. \quad (\text{A9})$$

We evaluate this integral by converting the  $p_x$  integral into a contour integral with the substitution  $z = e^{ip_x}$ , yielding

$$\Pi_s^x = \int \frac{dp_y}{2\pi} e^{is_y p_y} \oint \frac{dz}{2\pi i} \frac{z^{s_x+1} - z^{-s_x-1}}{z^2 - 2wz + 1} \quad (\text{A10})$$

where we have defined  $w = 2 - \cos(p_y)$ . By using the symmetries of the square lattice we can always take  $s_x > 0$ , in which case the integrand's only poles are at  $z_{\pm} = w \pm \sqrt{w^2 - 1} = e^{\pm\chi}$ , where  $\cosh \chi = w$ . Only  $z_-$  is inside the contour, and using the residue theorem

$$\Pi_s^x = \int \frac{dp_y}{2\pi} e^{is_y p_y - s_x \chi}. \quad (\text{A11})$$

This one dimensional integral can be efficiently calculated numerically. For specific values of  $s$  we can analytically calculate it. For example

$$\kappa = \Pi_x^x = \int \frac{dp_y}{2\pi} (w - \sqrt{w^2 - 1}) \quad (\text{A12})$$

$$= 2 - \int \frac{dp_y}{2\pi} \sqrt{w^2 - 1} \quad (\text{A13})$$

$$= 1 - \frac{2}{\pi}, \quad (\text{A14})$$

where the integral is performed by making the substitution  $w = 1 + 2 \cos(2y)$ .

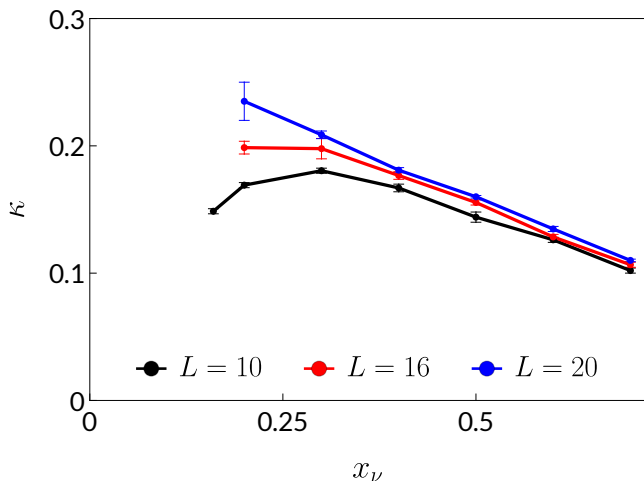


FIG. 4. Superfluid drag coefficient  $\kappa$  as a function of hole density  $x_v$  obtained from winding number statistics in quantum Monte Carlo (QMC) simulations on a square lattice for system sizes  $L = 10$  (black),  $L = 16$  (red), and  $L = 20$  (blue) at an inverse temperature  $\beta = L$ . Error bars, if not shown, are within the symbol size.

A similar approach can be used to calculate the drag coefficient on a cylinder, where the integral over  $p_y$  is replaced by a discrete sum. In particular, on a cylinder of circumference  $C$

$$\kappa = \frac{1}{C} \sum_{n=0}^{C-1} z_-(p_y = 2\pi n/C). \quad (\text{A15})$$

This expression was used to determine the stars in Fig. (2).

For large  $s_x$ , the integrand in Eq. (A11) is dominated by  $p_y$  near zero, where  $\chi \approx |p_y|$ , and hence

$$\Pi_s^x \approx \frac{1}{\pi} \frac{s_x}{s_x^2 + s_y^2}. \quad (|s_x| \gg 1) \quad (\text{A16})$$

### B. Convergence of Monte Carlo Calculation

Here, we analyze both the finite-size and temperature dependence of  $\kappa$ , calculated with our Monte Carlo simulations. Figure 4 shows  $\kappa$  for square  $L \times L$  lattices with  $L = 10, 16$ , and  $20$  at an inverse temperature  $\beta = L$ . As described in Sec. VII, the drag coefficient is calculated from winding number statistics. In these calculations we find that  $\kappa$  grows with  $L$ . This is opposite to the  $C$  dependence of the zero temperature iMPS calculations shown in Fig. 2. The likely source of this behavior is the fact that we are simultaneously changing  $L$  and

$\beta$ . As we will demonstrate below, increasing temperature at fixed  $L$  suppresses  $\kappa$ . Regardless, the  $L$  and  $\beta$  dependencies are largest at small hole densities. For  $L = \beta = 20$  we see that the systematic errors from finite system size are of order the stochastic errors when  $x_v > 0.3$ .

To help disentangle finite size and finite temperature effects, in Fig 5 we fix  $L = 20$  and calculate  $\kappa$  for three different inverse temperatures:  $\beta = L/2$ ,  $\beta = L$ , and  $\beta = 2L$ . Again, the temperature dependence is strongest at small  $x_v$ . The drag coefficient grows with decreasing temperature, but appears to be a significant fraction of its zero-temperature value, even for  $\beta = L/2$ . For  $x_v > 0.3$  the drag coefficient has largely saturated to its zero temperature value as long as  $\beta > L$ . This behavior is better seen in the inset, which shows  $\kappa$  as a function of temperature  $1/\beta$  for system size  $L = 20$  and hole density  $x_v = 0.4$ .

Due to computational constraints, we were unable to simulate system sizes larger than  $L = 20$  or inverse temperatures greater than  $\beta = 2L$ . The autocorrelation time in our simulations becomes larger at small  $x_v$  due to kinetic constraints. These correlations lead to larger statistical errors. Similarly, increasing the system size leads to larger errors unless we greatly increase the number of Monte-Carlo samples.

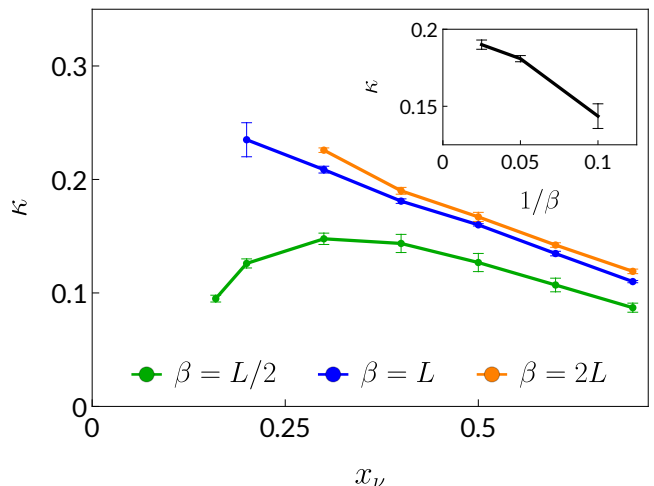


FIG. 5. Superfluid drag coefficient  $\kappa$  as a function of hole density  $x_v$  from quantum Monte Carlo (QMC) simulations on a square lattice with linear system size  $L = 20$ . Data are shown for inverse temperatures  $\beta = L/2$  (green),  $\beta = L$  (blue), and  $\beta = 2L$  (orange). Inset shows the superfluid drag coefficient  $\kappa$  as a function of temperature  $1/\beta$  for system size  $L = 20$  and hole density  $x_v = 0.4$ . Error bars, if not visible, are within the symbol size.

[1] A. F. Andreev and E. P. Bashkin, Soviet Journal of Experimental and Theoretical Physics **42**, 164 (1975).  
 [2] D. V. Fil and S. I. Shevchenko, Phys. Rev. A **72**, 013616 (2005).  
 [3] D. V. Fil and S. I. Shevchenko, Low Temperature Physics **30**, 770–777 (2004).

[4] J. Nespolo, G. E. Astrakharchik, and A. Recati, New Journal of Physics **19**, 125005 (2017).  
 [5] V. Karle, N. Defenu, and T. Enss, Phys. Rev. A **99**, 063627 (2019).  
 [6] D. Romito, C. Lobo, and A. Recati, Phys. Rev. Res. **3**, 023196 (2021).



- (2021).
- [7] V. M. Kaurov, A. B. Kuklov, and A. E. Meyerovich, *Phys. Rev. Lett.* **95**, 090403 (2005).
- [8] K. Sellin and E. Babaev, *Phys. Rev. B* **97**, 094517 (2018).
- [9] A. Kuklov, N. Prokof'ev, and B. Svistunov, *Phys. Rev. Lett.* **92**, 030403 (2004).
- [10] A. Kuklov, N. Prokof'ev, and B. Svistunov, *Phys. Rev. Lett.* **92**, 050402 (2004).
- [11] A. Isacsson, M.-C. Cha, K. Sengupta, and S. M. Girvin, *Phys. Rev. B* **72**, 184507 (2005).
- [12] A. Hu, L. Mathey, I. Danshita, E. Tiesinga, C. J. Williams, and C. W. Clark, *Phys. Rev. A* **80**, 023619 (2009).
- [13] A. B. Kuklov and B. V. Svistunov, *Phys. Rev. Lett.* **90**, 100401 (2003).
- [14] E. Altman, W. Hofstetter, E. Demler, and M. D. Lukin, *New Journal of Physics* **5**, 113 (2003).
- [15] A. Hubener, E. Snoek, and W. Hofstetter, *Phys. Rev. B* **80**, 245109 (2009).
- [16] Y. Nagaoka, *Phys. Rev.* **147**, 392 (1966).
- [17] E. Eisenberg and E. H. Lieb, *Phys. Rev. Lett.* **89**, 220403 (2002).
- [18] L. Parisi, G. E. Astrakharchik, and S. Giorgini, *Phys. Rev. Lett.* **121**, 025302 (2018).
- [19] E. K. Dahl, E. Babaev, and A. Sudbø, *Phys. Rev. Lett.* **101**, 245301 (2008).
- [20] M. F. Parsons, A. Mazurenko, C. S. Chiu, G. Ji, D. Greif, and M. Greiner, *Science* **353**, 1253–1256 (2016).
- [21] L. W. Cheuk, M. A. Nichols, K. R. Lawrence, M. Okan, H. Zhang, E. Khatami, N. Trivedi, T. Paiva, M. Rigol, and M. W. Zwierlein, *Science* **353**, 1260–1264 (2016).
- [22] M. Boll, T. A. Hilker, G. Salomon, A. Omran, J. Nespolo, L. Pollet, I. Bloch, and C. Gross, *Science* **353**, 1257–1260 (2016).
- [23] J. Koepsell, J. Vijayan, P. Sompet, F. Grusdt, T. A. Hilker, E. Demler, G. Salomon, I. Bloch, and C. Gross, *Nature* **572**, 358–362 (2019).
- [24] J. Koepsell, D. Bourgund, P. Sompet, S. Hirthe, A. Bohrdt, Y. Wang, F. Grusdt, E. Demler, G. Salomon, C. Gross, and I. Bloch, *Science* **374**, 82–86 (2021).
- [25] A. Bohrdt, Y. Wang, J. Koepsell, M. Kánasz-Nagy, E. Demler, and F. Grusdt, *Phys. Rev. Lett.* **126**, 026401 (2021).
- [26] J. Linder and A. Sudbø, *Phys. Rev. A* **79**, 063610 (2009).
- [27] P. P. Hofer, C. Bruder, and V. M. Stojanović, *Phys. Rev. A* **86**, 033627 (2012).
- [28] S. Hartman, E. Erlandsen, and A. Sudbø, *Phys. Rev. B* **98**, 024512 (2018).
- [29] V. E. Colussi, F. Caleffi, C. Menotti, and A. Recati, *SciPost Phys.* **12**, 111 (2022).
- [30] D. Contessi, D. Romito, M. Rizzi, and A. Recati, *Phys. Rev. Res.* **3**, L022017 (2021).
- [31] B. Grémaud and G. G. Batrouni, *Phys. Rev. Lett.* **127**, 025301 (2021).
- [32] T. G. Kiely and E. J. Mueller, *Phys. Rev. B* **105**, 134502 (2022).
- [33] U. Schollwöck, *Annals of Physics* **326**, 96–192 (2011).
- [34] S. Liang and H. Pang, *Phys. Rev. B* **49**, 9214 (1994).
- [35] V. Zauner-Stauber, L. Vanderstraeten, M. T. Fishman, F. Verstraete, and J. Haegeman, *Phys. Rev. B* **97**, 045145 (2018).
- [36] T. G. Kiely and E. J. Mueller, *Phys. Rev. B* **106**, 235126 (2022).
- [37] N. Prokof'ev, B. Svistunov, and I. Tupitsyn, *Journal of Experimental and Theoretical Physics* **87**, 310 (1998).
- [38] N. Prokof'ev, B. Svistunov, and I. Tupitsyn, *Physics Letters A* **238**, 253 (1998).
- [39] B. Capogrosso-Sansone, i. m. c. G. Söyler, N. V. Prokof'ev, and B. V. Svistunov, *Phys. Rev. A* **81**, 053622 (2010).
- [40] D. M. Ceperley and E. L. Pollock, *Phys. Rev. B* **39**, 2084 (1989).
- [41] F. m. c. Crépin, N. Laflorencie, G. Roux, and P. Simon, *Phys. Rev. B* **84**, 054517 (2011).
- [42] B. Gadway, D. Pertot, R. Reimann, and D. Schneble, *Phys. Rev. Lett.* **105**, 045303 (2010).
- [43] F. Carlini and S. Stringari, *Phys. Rev. A* **104**, 023301 (2021).
- [44] Y.-G. Zheng, A. Luo, Y.-C. Shen, M.-G. He, Z.-H. Zhu, Y. Liu, W.-Y. Zhang, H. Sun, Y. Deng, Z.-S. Yuan, and J.-W. Pan, *Nature Physics* 10.1038/s41567-024-02732-5 (2025).
- [45] Y. Sekino, H. Tajima, and S. Uchino, *Phys. Rev. Res.* **5**, 023058 (2023).
- [46] N. Pradhan, R. Kanamoto, M. Bhattacharya, and P. K. Mishra, Signature of andreev-bashkin superfluid drag from cavity optomechanics (2024), arXiv:2410.21015 [cond-mat.quant-gas].
- [47] L. Homeier, T. J. Harris, T. Blatz, S. Geier, S. Hollerith, U. Schollwöck, F. Grusdt, and A. Bohrdt, *Phys. Rev. Lett.* **132**, 230401 (2024).
- [48] M. Qiao, G. Emperauger, C. Chen, L. Homeier, S. Hollerith, G. Bornet, R. Martin, B. Gély, L. Klein, D. Barredo, S. Geier, N.-C. Chiu, F. Grusdt, A. Bohrdt, T. Lahaye, and A. Browaeys, Realization of a doped quantum antiferromagnet with dipolar tunnelings in a rydberg tweezer array (2025), arXiv:2501.08233 [quant-ph].
- [49] Y. Yanay, J. Braumüller, S. Gustavsson, W. D. Oliver, and C. Tahan, *npj Quantum Information* **6**, 10.1038/s41534-020-0269-1 (2020).
- [50] T. J. Harris, U. Schollwöck, A. Bohrdt, and F. Grusdt, Kinetic magnetism and stripe order in the doped afm bosonic  $t - J$  model (2024), arXiv:2410.00904 [cond-mat.quant-gas].
- [51] M. Qiao, G. Emperauger, C. Chen, L. Homeier, S. Hollerith, G. Bornet, R. Martin, B. Gély, L. Klein, D. Barredo, S. Geier, N.-C. Chiu, F. Grusdt, A. Bohrdt, T. Lahaye, and A. Browaeys, Realization of a doped quantum antiferromagnet with dipolar tunnelings in a rydberg tweezer array (2025), arXiv:2501.08233 [quant-ph].