

RKKY quadratic and biquadratic spin-spin interactions in twisted bilayer graphene

D. O. Oriekhov,¹ T. T. Osterholt,² R. A. Duine,^{2,3} and V. P. Gusynin⁴

¹*Kavli Institute of Nanoscience, Delft University of Technology, 2628 CJ Delft, the Netherlands*

²*Institute for Theoretical Physics, Utrecht University,
Princetonplein 5, 3584CC Utrecht, The Netherlands*

³*Department of Applied Physics, Eindhoven University of Technology,
P.O. Box 513, 5600 MB Eindhoven, The Netherlands*

⁴*Bogolyubov Institute for Theoretical Physics, Kyiv, 03143, Ukraine*

(Dated: February 5, 2025)

We study the competition between the RKKY quadratic and biquadratic spin-spin interactions of two magnetic impurities in twisted bilayer graphene away from the magic angle. We apply the Bistritzer-MacDonald model of two graphene layers twisted with respect to each other by a small angle. By reducing the model to the Dirac-type one with modified Fermi velocity, we derive expressions for the RKKY quadratic and biquadratic spin interactions using perturbation theory for the free energy. The biquadratic interaction is suppressed by a larger power of the interaction constant and decreases faster with a the distance between impurities comparing to the quadratic one. Nevertheless, due to the different period of oscillations with impurity separation distance, chemical potential, twist angle and temperature, it is possible to fine-tune the system to the regime of dominating biquadratic interaction. Such a regime might be characterized by non-conventional spin order parameters such as quadrupole order.

I. INTRODUCTION

The study of exchange spin-spin interactions started from the pioneering work of Heisenberg on ferromagnetism [1]. One of the key questions appearing for all spin-spin interaction problems is the role of the surrounding medium. A milestone in the studies of foundational principles of magnets was set with the discovery of the Ruderman-Kittel-Kasuya-Yosida (RKKY) interaction [2–4] which describes the exchange interaction between two magnetic impurities induced by the conduction electrons of the medium. This usually appears as a leading order contribution from perturbation theory in the coupling constant between spin impurities and valence electrons of the underlying material. Integrating out the electronic degrees of freedom, one obtains the contribution of exchange interaction to the total free energy of the system. However, as was pointed out in a Ref. [5], little is known about the next higher-order spin-spin interactions coming from the next terms in perturbation theory. The simplest non-Heisenberg coupling term of such kind that should be taken into account represents a biquadratic interaction: for two impurities with spins \mathbf{S}_1 and \mathbf{S}_2 it has the form $(\mathbf{S}_1 \mathbf{S}_2)^2$ for isotropic systems, whereas the standard RKKY term is $\mathbf{S}_1 \mathbf{S}_2$.

The model with biquadratic interaction was applied in Ref.[5] to describe magnetic phenomena in layered magnets such as CrI_3 and CrBr_3 . A number of candidate materials - such as NiX_2 ($X = \text{Cl, Br and I}$) [6] and iron-based superconductors [7] - were studied where biquadratic spin couplings play a key role. In the theoretical studies of effective bilinear-biquadratic models of magnets having both RKKY quadratic and biquadratic interactions, it was found that unconventional magnetic order parameters could be formed: quadrupole [8, 9], spiral, stripe and tetrahedral orders [7, 10]. In addition, a

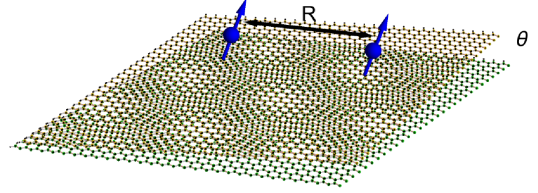


FIG. 1. Schematic representation of the system considered in the paper: two impurities are placed on top of twisted bilayer graphene with layer rotation angle θ . It is assumed that impurities are placed near individual atoms. The distance between impurities equals R .

large biquadratic interaction constant is expected to stabilize the ferromagnetic state in NiX_2 ($X = \text{Cl, Br and I}$) [6].

Usually, the biquadratic spin-spin interactions are added to phenomenological spin Hamiltonians to describe the stability and competition of different phases of the system. And very rarely are such interactions derived from more microscopic theories. We will consider such a derivation in this article, where we use the reduced low-energy Hamiltonian of the Bistritzer-Macdonald model [11] for twisted bilayer graphene as a microscopic Hamiltonian. The model system is presented in Fig. 1. The idea of twisting graphene layers to exploit an additional twist angle degree of freedom to vary interlayer electronic hopping terms was first proposed in Ref. [12] and tested experimentally in Ref. [13]. In the famous seminal paper by Bistritzer and MacDonald [11] it was found that at specific (“magic”) angle a flat band is formed after complete flattening of the Dirac cone. Later this prediction was confirmed in a number of experiments [14, 15], leading to the first observation of superconductivity in bilayer graphene without heavy doping.

In the present paper we focus on twist angles that are away from the first magic angle, where the Dirac cone remains. The corresponding model used in this study is obtained from the Bistritzer-Macdonald one. It reduces to an effective two-component Dirac Hamiltonian with modified Fermi velocity depending on the rotation angle [16, 17]. This allows for complete analytic treatment of the RKKY interaction for all parameters [18], and at zero temperature for the biquadratic interaction. The main finding of this paper is that the biquadratic interaction has different oscillations period with distance and doping comparing to the RKKY second order term at zero temperature. This implies a specific selection of twist angle and impurity location, where the spin ordering would be predominantly determined by the biquadratic interaction.

The paper is organized as follows: we start with introducing effective model of twisted bilayer graphene in Sec. II. Next, using the free energy expression, we derive the contribution of biquadratic interaction in terms of Green's functions of the free electron in Sec. III, and obtain analytic expressions for interaction integrals in Sec. III A. Next, we present results for zero temperature case in Sec. IV and discuss the possibility of detecting biquadratic interaction at certain fine-tuned values of twist angle for given impurity positions. In Sec. V we analyze the role of finite temperature using numerically evaluated expressions for interaction integrals. We present conclusions in Sec. VI. Finally, appendix A contains, as an example, the calculation of the interaction integral to the second order of perturbation theory.

II. THE EFFECTIVE MODEL OF TWISTED BILAYER GRAPHENE

We start from the Bistritzer-MacDonald (BM) model [11]. It is obtained in the vicinity of a single K-point by taking into account the fast decay of interlayer hopping parameter with distance. The BM model contains in total eight spin-degenerate bands, and reduces to the following effective linearized model for the two lowest energy bands [11, 16, 17]:

$$H_0(\mathbf{k}) = \hbar v_F^* (\tau_x k_x + \xi \tau_y k_y), \quad v_F^* = \left(\frac{1 - 3\alpha^2}{1 + 6\alpha^2} \right) v_F, \quad (1)$$

where v_F^* is the effective Fermi velocity, Pauli matrices τ_x, τ_y act on the layer degree of freedom in the spinor wave function, and ξ is the valley index. The parameters in v_F^* are defined through the twist angle θ and parameters of monolayer graphene as

$$\alpha = w/\hbar v_F k_\theta, \quad k_\theta = 8\pi \sin(\theta/2)/3a_0. \quad (2)$$

The numerical values used throughout the paper are: Fermi velocity of monolayer graphene $v_F = \sqrt{3}ta_0/2\hbar = 9.3 \times 10^6$ cm/s, lattice constant $a_0 = 0.246$ nm, and the magnitude of interlayer hopping parameter $w =$

110 meV. The approximation used to obtain Eq.(1) imposes particle-hole symmetry. For magic values of the angle, the effective Fermi velocity vanishes and the next order of the expansion in a wave vector should be taken into account. This results in the appearance of van Hove singularities close to charge neutrality point [11, 19, 20], for which the calculation of spin-spin interactions in the perturbation theory would present a challenge due to the divergent density of states. Thus, the calculations below always assume finite value of effective Fermi velocity. The model (1) should work decently well in the range of twist angles between $\theta \approx 0.8^\circ$ and $\theta = 10^\circ$, where the lower bound estimated from the middle between first and second magic angles being at 1.05° and 0.5° , respectively; and the upper bound was numerically estimated from applicability of Bloch's functions in Ref.[11]. The energy range of applicability of the full BM model and of linearized two-band model is estimated to be up to 1 eV from the charge-neutrality point [11, 16, 17].

The retarded Green's function of the model (1) is given by

$$G_0^R(\omega, \mathbf{k}, \xi) = \frac{\omega + \hbar v_F^* (\tau_x k_x + \xi \tau_y k_y)}{(\omega + i\varepsilon)^2 - (\hbar v_F^*)^2 \mathbf{k}^2}. \quad (3)$$

Using the results from monolayer graphene with reduced Fermi velocity, the real space version of the Green's function for a given valley index ξ takes the form:

$$G_0^R(\mathbf{r}, \omega, \xi) = \frac{\omega}{4(\hbar v_F^*)^2} \times \begin{pmatrix} -iH_0^{(1)}(z) & \xi e^{-i\xi\varphi} H_1^{(1)}(z) \\ \xi e^{i\xi\varphi} H_1^{(1)}(z) & -iH_0^{(1)}(z) \end{pmatrix}, \quad z = \frac{|\mathbf{r}|(\omega + i\varepsilon)}{\hbar v_F^*}. \quad (4)$$

Here $H_i^{(1)}(z)$ is the Hankel function of the first kind and φ is the polar angle measured from the x -axis.

In the following sections we perform the calculation for only a single valley ξ to extract the behavior of RKKY quadratic and biquadratic interactions that is sensitive to Fermi velocity changes due to twist angle. Later we discuss the effects of taking into account two valleys in the Moiré Brillouin zone.

III. DERIVATION OF THE RKKY QUADRATIC AND BIQUADRATIC INTERACTIONS

For the purpose of deriving a general expression for the biquadratic interaction from perturbation theory, we start with the free energy expressed through partition function as $F = -T \ln Z$:

$$Z = Z_0^{-1} \int \mathcal{D}\psi \mathcal{D}\psi^\dagger \times \exp \left\{ \int_0^{1/T} d\tau \int d^2x \psi^\dagger(\tau, x) \left[-\frac{\partial}{\partial \tau} - H \right] \psi(\tau, x) \right\}, \quad (5)$$

where T is the temperature (the Boltzmann constant k_B is set equal to one) and fermion fields ψ carry layer and spin indices.

The integration over fermionic fields ψ takes into account low-energy electrons close to charge neutrality point. Here the Hamiltonian $H = H_0 + V$ consists of two parts - kinetic part of free quasiparticles, H_0 , in underlying material and the interaction part, V , which describes the coupling between magnetic impurities and the itinerant electrons of twisted bilayer graphene [18, 21–24]:

$$V = -\lambda [\mathbf{S}_1 \cdot \mathbf{s} \delta(\mathbf{r} - \mathbf{R}_1) P_{l1} + \mathbf{S}_2 \cdot \mathbf{s} \delta(\mathbf{r} - \mathbf{R}_2) P_{l2}]. \quad (6)$$

In this model spins $\mathbf{S}_1, \mathbf{S}_2$ of two impurities are assumed classical and the $\mathbf{s} = \boldsymbol{\sigma}/2$ operator stands for the electron spin in graphene expressed through the Pauli matrices, $\mathbf{R}_{1,2}$ are impurity positions and P_{l1}, P_{l2} are the projectors onto the layers where the respective impurities are placed (layer indices $l1, l2$ take the values 1, 2). These projectors are diagonal matrices $P_1 = \text{diag}(1, 0)$ and $P_2 = \text{diag}(0, 1)$. The coupling constant λ depends on the type of impurity placed on the graphene sheet. In what follows we consider Co impurities bound to carbon atoms in monolayer graphene, in this case the coupling reaches the value $1eV \cdot a_C$ where a_C is the area per carbon atom $\simeq 2.62\text{\AA}^2$ [25].

Since the action in partition function is quadratic in fermionic fields, we find the following result for the free energy:

$$\begin{aligned} F &= -T \ln \frac{\text{Det} \left[-\frac{\partial}{\partial \tau} - H \right]}{\text{Det} \left[-\frac{\partial}{\partial \tau} - H_0 \right]} \\ &= -T \text{Tr} \ln \left(\left[-\frac{\partial}{\partial \tau} - H \right] \left[-\frac{\partial}{\partial \tau} - H_0 \right]^{-1} \right). \quad (7) \end{aligned}$$

The last expression can be rewritten in terms of free particle Green's function via the substitution $-\frac{\partial}{\partial \tau} - H_0 = G_0^{-1}$. This leads to the corresponding series expansion in powers of coupling constant λ :

$$\begin{aligned} F &= -T \text{Tr} \ln \left(1 - V \hat{G}_0 \right) = -T \text{Tr} \left(-V \hat{G}_0 - \frac{1}{2} V \hat{G}_0 V \hat{G}_0 \right. \\ &\quad \left. - \frac{1}{3} V \hat{G}_0 V \hat{G}_0 V \hat{G}_0 - \frac{1}{4} V \hat{G}_0 V \hat{G}_0 V \hat{G}_0 V \hat{G}_0 - \dots \right). \quad (8) \end{aligned}$$

In this expansion even powers of V terms contain contributions to the RKKY quadratic interaction, and starting the fourth order additional biquadratic interactions appear (odd power terms vanish due to spin traces).

Now we analyze second and fourth order contributions to the free energy. We evaluate the traces over spin matrix operators taking into account that for graphene the Green's function is proportional to the unit matrix $\sigma_0 \equiv \hat{1}$ in the real spin space. The combinatorial coefficients from spin traces $\delta F_n^{\mathbf{S}}$ enter the full n -th order correction to free energy as $\delta F = \lambda^n \delta F_n^{\mathbf{S}} I_n$, and I_n contains integrals that depend on layer indices and distances between

impurities. For the spin traces we find:

$$\delta F_2^{\mathbf{S}} = \frac{1}{4} \text{tr} [S_{1,i} \sigma_i S_{2,j} \sigma_j] = \frac{1}{2} \mathbf{S}_1 \mathbf{S}_2 \quad (9)$$

$$\begin{aligned} \delta F_3^{\mathbf{S}} &= \frac{1}{8} \text{tr} [S_{1,i} \sigma_i S_{2,j} \sigma_j S_{1,k} \sigma_k] \\ &= \frac{1}{8} S_{1,i} S_{2,j} S_{1,k} \text{tr} [\sigma_i (\delta_{jk} + i \varepsilon_{jkl} \sigma_l)] = 0 \quad (10) \end{aligned}$$

$$\begin{aligned} \delta F_4^{\mathbf{S}} &= \frac{1}{16} \text{tr} [(S_{1,i} \sigma_i)^4 + S_{1,i} \sigma_i S_{2,j} \sigma_j S_{1,k} \sigma_k S_{2,m} \sigma_m + \dots] \\ &= \frac{1}{8} [\mathbf{S}_1^2 + \mathbf{S}_2^2 + 2 \mathbf{S}_1 \mathbf{S}_2]^2. \quad (11) \end{aligned}$$

All odd contributions vanish due to the absence of odd power invariants composed of two spins that preserve rotational symmetry in the space. In the next calculations we also do not take into account energy shifts appearing from terms not containing dependence on the scalar product $\mathbf{S}_1 \mathbf{S}_2$. Finally, from the expression for the fourth order, we extract constant terms, RKKY quadratic and biquadratic interaction:

$$\delta F_4^{\mathbf{S}} = \frac{1}{8} [(\mathbf{S}_1^2 + \mathbf{S}_2^2)^2 + 4(\mathbf{S}_1^2 + \mathbf{S}_2^2)(\mathbf{S}_1 \mathbf{S}_2) + 4(\mathbf{S}_1 \mathbf{S}_2)^2]. \quad (12)$$

Having identified the orders and combinatorial coefficients of the leading contributions to the RKKY quadratic and biquadratic interactions, we proceed with calculation of distance-dependent prefactors.

A. Expressions for distance-dependent prefactors

In the present subsection we extract the distance-dependent prefactors in both RKKY quadratic and biquadratic interaction terms and write them in terms of integrals over frequency. The corresponding interaction strengths, which depend on a distance R between two impurities, temperature and chemical potential μ , are the prefactors of spin-dependent interaction terms:

$$\delta F = J_{quad}(R, T, \mu) (\mathbf{S}_1 \mathbf{S}_2) + J_{biq}(R, T, \mu) (\mathbf{S}_1 \mathbf{S}_2)^2. \quad (13)$$

Substituting the real space Green's function (4) into Eq.(8) and performing the summation over Matsubara frequencies by means of the well known formula (A5), we arrive at the following expressions

$$\begin{aligned} J_{quad}(R, T, \mu) &= \frac{\lambda^2}{16(\hbar v_F^*)^4} I_{l1, l2}^{(2)}(R, T, \mu) \\ &+ (\mathbf{S}_1^2 + \mathbf{S}_2^2) \frac{\lambda^4}{64(\hbar v_F^*)^8} I_{l1, l2}^{(4)}(R, T, \mu), \quad (14) \end{aligned}$$

$$J_{biq}(R, T, \mu) = \frac{\lambda^4}{64(\hbar v_F^*)^8} I_{l1, l2}^{(4), biq}(R, T, \mu). \quad (15)$$

Here the indices $l1, l2$ denote the position of impurities in the spinor components of the Hamiltonian (1) according to projectors (6). The summation over valley index was

already performed in these expression, and resulted in an additional factor 2. In the lattice model the result could be further modified by the factor $1 + \cos(\Delta\mathbf{K}R)$ with $\Delta\mathbf{K} = \mathbf{K} - \mathbf{K}'$. In what follows, for numerical calculations we take cobalt atoms with effective spin $S = 3/2$ as impurities [26]. We remind that spins of magnetic impurities are considered as classical so that for cobalt $S^2 = 9/4$.

The integrals defined above are expressed through the Hankel functions. In the case of the quadratic RKKY interaction we have to evaluate the integrals:

$$I_{l_1, l_2}^{(m)}(R, \mu, T) = \int_{-\infty}^{\infty} \frac{d\omega f_{l_1, l_2}^{(m)}(\omega)}{e^{\frac{\omega - \mu}{T}} + 1}, \quad (16)$$

$$f_{l_1, l_2}^{(2)}(\omega) = \text{Im} \left[(\omega + i\varepsilon)^2 \left(H_n^{(1)} \left(\frac{(\omega + i\varepsilon)R}{\hbar v_F^*} \right) \right)^2 \right], \quad (17)$$

$$f_{l_1, l_2}^{(4)}(\omega) = \text{Im} \left[(\omega + i\varepsilon)^4 \left(H_0^{(1)} \left(\frac{(\omega + i\varepsilon)R}{\hbar v_F^*} \right) \right)^2 \times \left(H_n^{(1)} \left(\frac{(\omega + i\varepsilon)R}{\hbar v_F^*} \right) \right)^2 \right], \quad (18)$$

where $n = 1 - \delta_{l_1, l_2}$. Here μ is the chemical potential and T is temperature measured in units of hopping parameter t of monolayer graphene. In the case of biquadratic interaction, we find a different expression for $f(\omega)$ function:

$$f_{l_1, l_2}^{biq}(\omega) = \text{Im} \left[(\omega + i\varepsilon)^4 \left(H_n^{(1)} \left(\frac{(\omega + i\varepsilon)R}{\hbar v_F^*} \right) \right)^4 \right], \quad (19)$$

$$n = 1 - \delta_{l_1, l_2}.$$

One should note that the last expression is the same as Eq.(18) in the case of impurities being on the same layer and sublattice $l_1 = l_2$.

Some integrals above, for example $I_{l_1, l_2}^{(2)}(R, \mu, T)$, can be evaluated using Mellin-Barnes transformation, which reduces them to a sums over various Meijer G-functions. This procedure was discussed in Ref.[18]. However, to describe qualitative behavior, the numerical evaluations at finite temperature are more appropriate. Thus, in the next sections we first analyze zero-temperature expressions and then discuss effects of finite temperature found by numerical evaluations.

IV. ZERO TEMPERATURE LIMIT

In the case of the RKKY quadratic interaction at zero temperature the integral $I_{l_1, l_2}^{(2)}(R, \mu, 0)$ has the following analytic form in terms of Meijer's G-function,

$$I_{l_1, l_2}^{(2)}(R, \mu, T = 0) = \left(\frac{\hbar v_F^*}{R} \right)^3 \frac{1}{\sqrt{\pi}} G_{24}^{30} \left((k_F R)^2 \left| 0, \frac{3}{2}, \frac{3}{2} + n, \frac{3}{2} - n \right. \right). \quad (20)$$

Here Fermi wave vector k_F is defined as $k_F = \mu/\hbar v_F^*$. For zero chemical potential we have

$$G_{24}^{30} \left(0 \left| 0, \frac{3}{2}, \frac{3}{2} + n, \frac{3}{2} - n \right. \right) = \frac{(4n^2 - 1)\sqrt{\pi}}{8}, \quad (21)$$

hence

$$I_{l_1, l_2}^{(2)}(R, 0, T = 0) = \left(\frac{\hbar v_F^*}{R} \right)^3 \frac{4n^2 - 1}{8}. \quad (22)$$

To study asymptotical behaviour of our functions at large distances, $k_F R \gg 1$, it is convenient to single out in the corresponding zero-temperature integrals the parts that are independent of the chemical potential: $I(\mu) = I(0) + \int_0^\mu$. For the integrals depending on μ we use an asymptotical expansion of Hankel's function (see chapter 10.17 in Ref.[27])

$$H_\nu^{(1)}(z) \simeq \sqrt{\frac{2}{\pi z}} e^{i\phi} \sum_{k=0}^{\infty} i^k \frac{a_k(\nu)}{z^k}, \quad (23)$$

where

$$\phi = z - \frac{2\pi\nu + \pi}{4}, \quad a_k(\nu) = \frac{\Gamma(\frac{1}{2} - \nu + k) \Gamma(\frac{1}{2} + \nu + k)}{\Gamma(\frac{1}{2} - \nu) \Gamma(\frac{1}{2} + \nu) (-2)^k k!}.$$

Thus we find an asymptotical behaviour of oscillating part at $k_F R \gg 1$:

$$I_{l_1, l_2}^{(2)}(R, \mu, T = 0) = \left(\frac{\hbar v_F^*}{R} \right)^3 \frac{(-1)^{n+1}}{4\pi} \times [4k_F R \sin(2k_F R) + (4n^2 + 1) \cos(2k_F R)]. \quad (24)$$

The same asymptotical behaviour follows, of course, from Eq.(20). A similar expression was obtained earlier in studies of monolayer graphene [23, 28] and pseudospin-1 system [18] where a corresponding J -integral described the second-order interaction of impurities on sublattices.

For the case of zero-temperature in fourth order term, we find the polynomial pre-factor $\left(\frac{\hbar v_F^*}{R}\right)^5$ for interaction integrals. Simple analytical expressions are obtained for the zero chemical potential by replacing integration over the negative real axis with integration over the positive imaginary axis. Then using the well-known formula relating the Hankel function of the imaginary argument to the modified Bessel function, we obtain

$$I_{l_1, l_2}^{(4), biq}(R, 0, T = 0) = \left(\frac{2}{\pi} \right)^4 \left(\frac{\hbar v_F^*}{R} \right)^5 \int_0^\infty dz z^4 K_n^4(z) = \left(\frac{2}{\pi} \right)^4 \left(\frac{\hbar v_F^*}{R} \right)^5 \times \begin{cases} 0.046, & n = 0 \ (l_1 = l_2) \\ 0.561, & n = 1 \ (l_1 \neq l_2). \end{cases} \quad (25)$$

$$I_{l_1 \neq l_2}^{(4)}(R, 0, T = 0) = \left(\frac{2}{\pi} \right)^4 \left(\frac{\hbar v_F^*}{R} \right)^5 \times \int_0^\infty dz z^4 K_0^2(z) K_1^2(z) = \left(\frac{2}{\pi} \right)^4 \left(\frac{\hbar v_F^*}{R} \right)^5 \times 0.132, \quad (26)$$

$$I_{l_1 = l_2}^{(4), biq}(R, 0, T = 0) = I_{l_1 = l_2}^{(4)}(R, 0, T = 0). \quad (27)$$

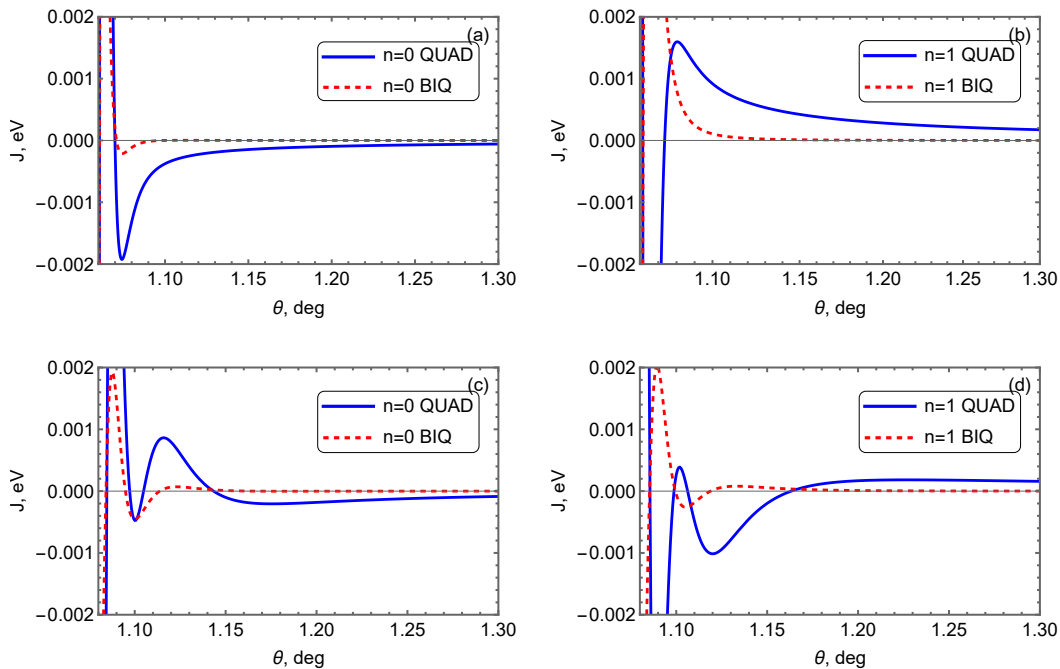


FIG. 2. Comparison of oscillations of interaction strengths with distance of $n = 0$ (same layer) and $n = 1$ (different layers) interactions evaluated via integrals listed in Sec.IV for zero temperature $T = 0$. The interaction constant $\lambda = 1 \text{ eV} \cdot 2.62 \text{ \AA}^2$ and distance between impurities $R = 1 \text{ nm}$ in all panels. Upper row: chemical potential $\mu = 0.01 \text{ eV}$, lower row: $\mu = 0.05 \text{ eV}$. The zeros of RKKY quadratic and biquadratic interactions are located at different values of twist angle and their relative position depends on chemical potential. Impurities are placed on same layers - panels (a) and (c), and different ones - panels (b) and (d).

For the asymptotic behavior $k_F R \gg 1$ we find

$$I_{l_1, l_2}^{(4)}(R, \mu, T = 0) = \left(\frac{\hbar v_F^*}{R} \right)^5 \frac{(-1)^{n+1}}{8\pi^2} \times \left[-8(k_F R)^2 \cos(4k_F R) + 8n^2(k_F R) \sin(4k_F R) + (3 - 6n^2 + 4n^4) \cos(4k_F R) \right], \quad (28)$$

$$I_{l_1, l_2}^{(4), biq}(R, \mu, T = 0) = - \left(\frac{\hbar v_F^*}{R} \right)^5 \frac{1}{8\pi^2} \times \left[-8(k_F R)^2 \cos(4k_F R) + 16n^2(k_F R) \sin(4k_F R) + (3 - 12n^2 + 16n^4) \cos(4k_F R) \right]. \quad (29)$$

These results show that the biquadratic interaction J_{biq} has generally a much faster decay with distance than the quadratic one, J_{quad} . This is connected, of course, with the presence of a contribution of order λ^2 in the interaction strength J_{quad} , see Eqs.(14), (15). Thus, the long-range ordered phases defined by biquadratic interaction would be less stable with respect to perturbations. In the Fig.2 we compare the results of numerical evaluation for two different chemical potentials with respect to the change in twist angle value.

As it is known for monolayer and bilayer graphene, the spin-spin interactions are generally weak. But, in the vicinity of magic angle, where the Dirac dispersion has a

low effective Fermi velocity, interactions are strongly enhanced. That is clearly visible in all panels of Fig.2. In addition, the oscillatory structure of interactions starts playing a role. The mathematical origin of these oscillations is related to quickly growing argument of Hankel functions under integrals when v_F^* goes to zero. The grows of $1/v_F^*$ also sets a limit on applicability of perturbative expansion in Eq.(14). The dimensionless factor of the form $\lambda^2/(2\hbar v_F^* R)^2$ controls the ratio between first and second terms, and reaches a value of 1 for angle $\theta = 1.08^\circ$. Below this value of twist angle the expansion in the form of (14) is not expected to produce a correct result. In each of four panels one can find a sequence of points at which the RKKY quadratic interaction passes zero, while biquadratic does not. This allows for turning off the RKKY quadratic interaction for twist angles above 1.1° . Such a feature can be used to obtain a novel types of correlated states in twisted bilayer graphene by fine-tuning the chemical potential. In the next section we present a more detailed discussion about the dependence on chemical potential.

V. FINITE TEMPERATURE DEPENDENCE

In this section we present numerical results for temperature-dependent case. The analysis contains both

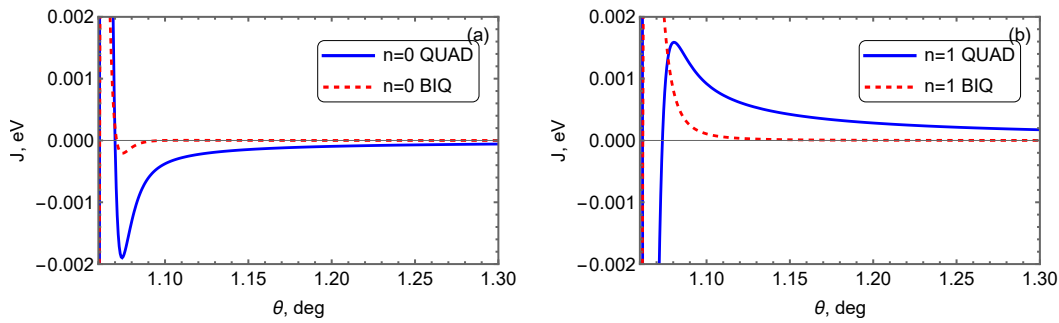


FIG. 3. Comparison of the RKKY quadratic and biquadratic interactions for $T = 2$ K, chemical potential $\mu = 0.01$ eV, and distance between impurities $R = 1$ nm as function of twist angle. The small temperature has little effect on the positions of zeros of RKKY quadratic interaction.

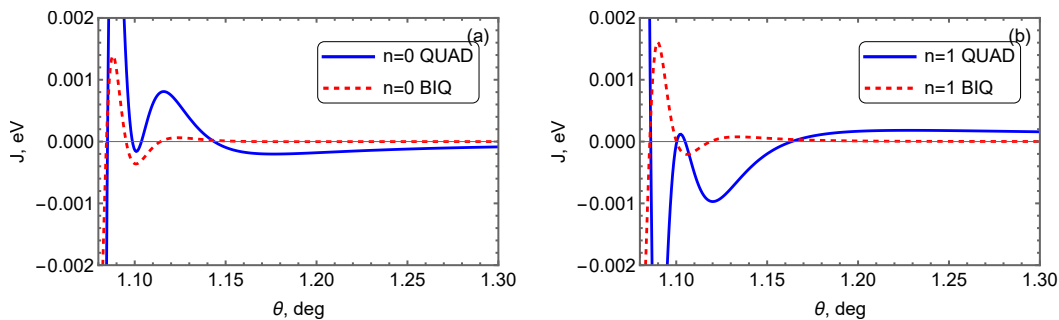


FIG. 4. Comparison of the RKKY quadratic and biquadratic interactions for $T = 20$ K, chemical potential $\mu = 0.05$ eV, and distance between impurities $R = 1$ nm as function of twist angle. This temperature produces a more significant correction on oscillatory part at small angles, because the value of $T^* \approx 0.1$ for $\theta = 1.09^\circ$.

twist-angle dependence to estimate the possibility of observing effect at high temperatures and the chemical potential dependence at specific values of twist angle.

The numerical integration is performed by dividing the integration interval into two parts, $[-\infty, 0]$ and $[0, \infty]$ and changing the sign of ω in the first case. Replacing the variables in Eq.(16) with dimensionless ones, we find:

$$I_{l_1, l_2}^{(m)}(R, T, \mu) = \left(\frac{\hbar v_F^*}{R}\right)^{m+1} \int_0^\infty dx f_{l_1, l_2}^m(x) \times \left(\frac{1}{ze^{x/T^*} + 1} + \frac{z}{e^{x/T^*} + z} - 1\right), \quad (30)$$

where $T^* = \frac{TR}{\hbar v_F^*}$, $z = e^{-\mu/T}$. As was shown in Ref.[18], the regularization of last term in these integrals could be done either by replacing the polynomial part of f_{l_1, l_2}^m functions by $x^{\alpha-1}$ for analytic treatment, or by introducing finite frequency upper limit in the integral according to the energy range of applicability of model (1). Taking into account the convergence subtlety in the expression above, the fully numerical calculation is more efficiently performed via the following equivalent partition into tem-

perature dependent and independent parts:

$$I_{l_1, l_2}^{(m)}(R, T, \mu) = \left(\frac{\hbar v_F^*}{R}\right)^{m+1} \times \left[\int_{-\infty}^{k_F R} dx f_{l_1, l_2}^m(x) + T^* \int_0^\infty \frac{dx [f_{l_1, l_2}^m(k_F R + T^* x) - f_{l_1, l_2}^m(k_F R - T^* x)]}{e^x + 1} \right]. \quad (31)$$

In this form, the first term is known from the Sec.IV. The last two terms represent a finite-temperature correction. In the brackets of the second integral, the function $f(\mu - Tx)$ might contain jump at the point $x = \mu/T$. This feature is still integrable due to polynomial factors in all f_{l_1, l_2}^m functions. However, it requires splitting of the integration interval at this point to ensure proper numerical convergence.

Performing the evaluation for different angles starting from close to magic value $\theta = 1.05^\circ$, we find the results presented in Figs.3 and 4. For the chosen temperatures of $T = 2$ K and $T = 20$ K and distance between impurities $R = 1$ nm the corrections to integrals from the second term in Eq.(31) are of the order of few percents. The structure of oscillations close to first magic angle

is altered, however the zeros of quadratic interaction do not match the zeros of biquadratic interaction. Thus, it is still possible to tune the system to a regime when biquadratic interaction dominates.

Since the more accessible tunable parameter is chemical potential, we also present results of calculations for such a dependence. The Fig.5 is obtained for twist angle 1.1° . It demonstrates that one could achieve the effect of dominant biquadratic interaction at certain doping levels. Note that the region around charge-neutrality point of the model is always dominated by the RKKY quadratic interaction for this twist angle. However, at the doping levels of approximately 20, 30 and 60 meV the number of sweet spots with dominating biquadratic interaction appear.

VI. CONCLUSIONS

In the present paper we studied the twist angle dependence of the RKKY quadratic and biquadratic spin-spin interactions between two magnetic impurities mediated by itinerant electrons in twisted bilayer graphene away from the magic angle. General expressions for both interactions were derived from the free energy of the system with two impurities. The qualitative analysis shows that quadratic and biquadratic interactions have different oscillating terms, and thus there should exist regions in parameter space of angle, distance between impurities, chemical potential and temperature, where the biquadratic interaction dominates.

Using the analytic and numerical approaches, we show that in all cases it is possible to identify the angle and distance for which the RKKY quadratic interaction vanishes, while the biquadratic one stays finite. This can lead to a formation of the new correlated phases discussed in Refs.[7–10], when a number of impurities are sparsely placed on top of graphene sheet. The oscillatory behavior of interactions close to magic angle shows the effect of band flattening on enhancement of both interactions

with more fine-tuned competition between them.

Analyzing the results when angle approaches magic, we find the quick divergence of all interactions. From mathematical point of view, this is a result of the trivial fact that the series expansion in $\lambda/\hbar v_F^* R$ loses its applicability due to vanishing Fermi velocity. The physics behind this is divergent density of states when the system approaches to the flat band. In this regard, a more thorough study should be carried out along the lines of Refs. [18, 29] for the BM model.

The study of the RKKY interaction in this work indicates the ever-increasing role of such a control parameter as a twist angle in multilayer systems. As a future study, we expect the numerical analysis within the full Bistritzer-MacDonald model and similar effective models for transition-metal dichalcogenides to be of great interest.

ACKNOWLEDGMENTS

D.O.O. acknowledges the support by the Kavli Foundation. The work of T.T.O. and R.A.D. was supported by the Dutch Research Council (NWO) by the research programme Fluid Spintronics with Project No. 182.069 and by OCENW.XL21.XL21.058. The work of V.P.G. was supported by the Swiss NSF within the Ukrainian-Swiss Joint research project ‘‘Transport and thermodynamic phenomena in low-dimensional materials with flat bands’’ (grant No. IZURZ2.224624).

Appendix A: Exact evaluation of the second-order contribution to free energy

In this Appendix we demonstrate as an example of calculations, the second order contribution of perturbation theory to the free energy defining the strength of the RKKY quadratic interaction. This contribution is given by the expression

$$\begin{aligned} \delta F_2 = & \frac{\lambda^2 T}{2} \text{tr} \int d\mathbf{r}_1 d\mathbf{r}_2 \int d\tau_1 d\tau_2 \left[\left[\mathbf{S}_1 \cdot \frac{1}{2} \boldsymbol{\sigma} \delta(\mathbf{r}_1 - \mathbf{R}_1) P_{l1} + \mathbf{S}_2 \cdot \frac{1}{2} \boldsymbol{\sigma} \delta(\mathbf{r}_1 - \mathbf{R}_2) P_{l2} \right] \sigma_0 G_0(\mathbf{r}_1, \mathbf{r}_2; \tau_1 - \tau_2) \times \right. \\ & \left. \times \left[\mathbf{S}_1 \cdot \frac{1}{2} \boldsymbol{\sigma} \delta(\mathbf{r}_2 - \mathbf{R}_1) P_{l1} + \mathbf{S}_2 \cdot \frac{1}{2} \boldsymbol{\sigma} \delta(\mathbf{r}_2 - \mathbf{R}_2) P_{l2} \right] \sigma_0 G_0(\mathbf{r}_2, \mathbf{r}_1; \tau_2 - \tau_1) \right] \end{aligned} \quad (\text{A1})$$

Evaluating the integrals over delta-functions and performing trace operation, we find:

$$\begin{aligned} \delta F_2 = & \frac{\lambda^2}{4} \mathbf{S}_1 \mathbf{S}_2 \int_0^{1/T} d\tau \text{tr} [P_{l1} G_0(\mathbf{R}_1, \mathbf{R}_2; \tau) \\ & \times P_{l2} G_0(\mathbf{R}_2, \mathbf{R}_1; -\tau) + (l1 \leftrightarrow l2, \mathbf{R}_1 \leftrightarrow \mathbf{R}_2)]. \end{aligned} \quad (\text{A2})$$

The integration over τ can be equivalently rewritten as a sum over Matsubara frequencies using the Fourier transform of imaginary-time Green function,

$$G_0(\tau) = T \sum_{n=-\infty}^{\infty} G_0(i\omega_n) e^{-i\omega_n \tau}, \quad \omega_n = (2n+1)\pi T, \quad (\text{A3})$$

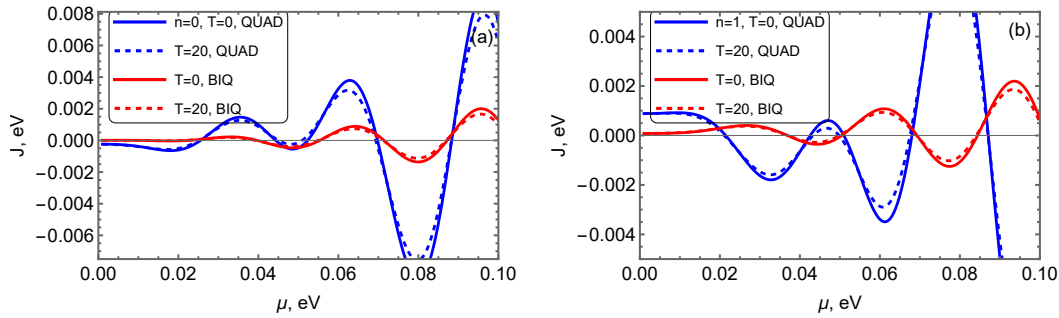


FIG. 5. Chemical potential dependence of the RKKY quadratic and biquadratic interactions for the twist angle 1.1° . A distance between impurities 1 nm is used. Calculations are compared for temperatures $T = 0$ and $T = 20K$ and show that relative corrections are small and do not qualitatively change the results.

where n is an integer. For δF_2 we get

$$\delta F_2 = \frac{\lambda^2}{2} \mathbf{S}_1 \mathbf{S}_2 T \sum_n \text{tr} [P_{l_1} G_0(\mathbf{R}; i\omega_n + \mu) P_{l_2} \times G_0(-\mathbf{R}; i\omega_n + \mu)], \quad (\text{A4})$$

where $\mathbf{R} = \mathbf{R}_1 - \mathbf{R}_2$ and we introduced the chemical potential μ . The sum over the Matsubara frequencies is performed by means of the formula

$$T \sum_n f(i\omega_n) = - \int_{-\infty}^{\infty} \frac{d\omega}{\pi} n_F(\omega) \text{Im} f^R(\omega + i\varepsilon), \quad (\text{A5})$$

where $n_F(\omega) = 1/(\exp(\omega/T) + 1)$ is the Fermi distribution function and superscript R denotes retarded function.

To obtain results from the main text, one has to substitute Green's function from Eq.(4) with ω replaced by $\omega + \mu$. In considered case, the evaluation of traces over

sublattice-layer degree of freedom results in a function presented in Eq.(17). For example, for the impurities placed on the same layer, we find

$$\begin{aligned} & \text{tr} \left[\begin{pmatrix} 1 & 0 \\ 0 & 0 \end{pmatrix} \frac{\omega + \mu}{4(\hbar v_F)^2} \begin{pmatrix} -iH_0^{(1)}(z) & \xi e^{-i\xi\varphi} H_1^{(1)}(z) \\ \xi e^{i\xi\varphi} H_1^{(1)}(z) & -iH_0^{(1)}(z) \end{pmatrix} \right] \\ & \times \begin{pmatrix} 1 & 0 \\ 0 & 0 \end{pmatrix} \frac{\omega + \mu}{4(\hbar v_F)^2} \\ & \times \left[\begin{pmatrix} -iH_0^{(1)}(z) & \xi e^{-i\xi(\pi+\varphi)} H_1^{(1)}(z) \\ \xi e^{i\xi(\pi+\varphi)} H_1^{(1)}(z) & -iH_0^{(1)}(z) \end{pmatrix} \right] \\ & = \frac{(\omega + \mu)^2}{16(\hbar v_F)^4} (H_0^1(z))^2, \quad z = \frac{|\mathbf{R}|(\omega + \mu)}{\hbar v_F^*}. \end{aligned} \quad (\text{A6})$$

Similarly, we can evaluate the fourth-order correction to the free energy, and thus come to the main expressions in the section III A.

-
- [1] W. Heisenberg, Zur theorie des ferromagnetismus, *Zeitschrift für Physik* **49**, 619 (1928).
- [2] M. A. Ruderman and C. Kittel, Indirect exchange coupling of nuclear magnetic moments by conduction electrons, *Phys. Rev.* **96**, 99 (1954).
- [3] T. Kasuya, A theory of metallic ferro- and antiferromagnetism on zener's model, *Progress of Theoretical Physics* **16**, 45 (1956).
- [4] K. Yosida, Magnetic properties of cu-mn alloys, *Phys. Rev.* **106**, 893 (1957).
- [5] A. Kartsev, M. Augustin, R. F. L. Evans, K. S. Novoselov, and E. J. G. Santos, Biquadratic exchange interactions in two-dimensional magnets, *npj Computational Materials* **6**, 150 (2020).
- [6] J. Y. Ni, X. Y. Li, D. Amoroso, X. He, J. S. Feng, E. J. Kan, S. Picozzi, and H. J. Xiang, Giant biquadratic exchange in 2d magnets and its role in stabilizing ferromagnetism of NiCl₂ monolayers, *Physical Review Letters* **127**, 247204 (2021).
- [7] L. S. Lima, Quantum correlation in the bilinear-biquadratic model for iron-based superconductors, *The European Physical Journal Plus* **136**, 789 (2021).
- [8] E. E. Kokorina and M. V. Medvedev, Magnetocaloric effect in a first-order phase transition in a ferromagnet with biquadratic exchange, *Physics of Metals and Metallography* **122**, 1045 (2021).
- [9] E. E. Kokorina and M. V. Medvedev, Quadrupole ordering and inverse magnetocaloric effect in a magnet with biquadratic exchange and spin $S = 1$, *Physics of Metals and Metallography* **123**, 878 (2022).
- [10] A. Szasz, C. Wang, and Y.-C. He, Phase diagram of a bilinear-biquadratic spin-1 model on the triangular lattice from density matrix renormalization group simulations, *Physical Review B* **106**, 115103 (2022).
- [11] R. Bistritzer and A. H. MacDonald, Moiré bands in twisted double-layer graphene, *Proceedings of the Na-*

- tional Academy of Sciences **108**, 12233 (2011).
- [12] J. M. B. Lopes dos Santos, N. M. R. Peres, and A. H. Castro Neto, Graphene bilayer with a twist: electronic structure, *Physical Review Letters* **99**, 256802 (2007).
- [13] G. Li, A. Luican, J. M. B. Lopes dos Santos, A. H. Castro Neto, A. Reina, J. Kong, and E. Y. Andrei, Observation of Van Hove singularities in twisted graphene layers, *Nature Physics* **6**, 109 (2009).
- [14] Y. Cao, V. Fatemi, S. Fang, K. Watanabe, T. Taniguchi, E. Kaxiras, and P. Jarillo-Herrero, Unconventional superconductivity in magic-angle graphene superlattices, *Nature* **556**, 43 (2018).
- [15] Y. Cao, V. Fatemi, A. Demir, S. Fang, S. L. Tomarken, J. Y. Luo, J. D. Sanchez-Yamagishi, K. Watanabe, T. Taniguchi, E. Kaxiras, R. C. Ashoori, and P. Jarillo-Herrero, Correlated insulator behaviour at half-filling in magic-angle graphene superlattices, *Nature* **556**, 80 (2018).
- [16] B. Lian, Z. Wang, and B. A. Bernevig, Twisted bilayer graphene: a phonon driven superconductor, *Phys. Rev. Lett.* **122**, 257002 (2019).
- [17] G. Catarina, B. Amorim, E. V. Castro, J. M. V. P. Lopes, and N. M. R. Peres, Twisted bilayer graphene: low-energy physics, electronic and optical properties, *Handbook of Graphene, Volume 3: Graphene-like 2D Materials*, Edited by Mei Zhang (John Wiley, 2019), Chap. 6 , 177 (2019).
- [18] D. O. Oriekhov and V. P. Gusynin, RKKY interaction in a doped pseudospin-1 fermion system at finite temperature, *Physical Review B* **101**, 235162 (2020).
- [19] N. F. Q. Yuan, H. Isobe, and L. Fu, Magic of high-order van Hove singularity, *Nature Communications* **10**, 5769 (2019).
- [20] A. S. Shankar, D. O. Oriekhov, A. K. Mitchell, and L. Fritz, Kondo effect in twisted bilayer graphene, *Physical Review B* **107**, 245102 (2023).
- [21] S. Saremi, RKKY in half-filled bipartite lattices: Graphene as an example, *Physical Review B* **76**, 184430 (2007).
- [22] M. Sherafati and S. Satpathy, RKKY interaction in graphene from the lattice Green's function, *Physical Review B* **83**, 165425 (2011).
- [23] M. Sherafati and S. Satpathy, Analytical expression for the RKKY interaction in doped graphene, *Physical Review B* **84**, 125416 (2011).
- [24] E. Kogan, RKKY interaction in graphene, *Physical Review B* **84**, 115119 (2011).
- [25] J. Cao, H. A. Fertig, and S. Zhang, RKKY interactions in graphene Landau levels, *Phys. Rev. B* **99**, 205430 (2019).
- [26] L. Fritz and M. Vojta, The physics of Kondo impurities in graphene, *Reports on Progress in Physics* **76**, 032501 (2013).
- [27] DLMF, *NIST Digital Library of Mathematical Functions*, F. W. J. Olver, A. B. Olde Daalhuis, D. W. Lozier, B. I. Schneider, R. F. Boisvert, C. W. Clark, B. R. Miller, B. V. Saunders, H. S. Cohl, and M. A. McClain, eds., <https://dlmf.nist.gov/>.
- [28] N. Klier, S. Shallcross, S. Sharma, and O. Pankratov, Ruderman-kittel-kasuya-yosida interaction at finite temperature: Graphene and bilayer graphene, *Phys. Rev. B* **92**, 205414 (2015).
- [29] K. Laubscher, C. S. Weber, M. Hünenberger, H. Schoeller, D. M. Kennes, D. Loss, and J. Klinovaja, RKKY interaction in one-dimensional flat-band lattices, *Phys. Rev. B* **108**, 155429 (2023).