

Extreme vulnerability to intruder attacks destabilizes network dynamics

Amirhossein Nazerian,¹ Sahand Tangerami,² Malbor Asllani,³ David Phillips,¹ Hernan Makse,⁴ and Francesco Sorrentino¹

¹*Department of Mechanical Engineering, University of New Mexico, Albuquerque, NM 87131, USA*

²*Department of Mechanical Engineering, K. N. Toosi University of Technology, Tehran, Iran*

³*Department of Mathematics, Florida State University, 1017 Academic Way, Tallahassee, FL 32306, USA*

⁴*Levich Institute and Physics Department, City College of New York, New York, NY 10031, USA*

Consensus, synchronization, formation control, and power grid balance are all examples of virtuous dynamical states that may arise in networks. Here we focus on how such states can be destabilized from a fundamental perspective; namely, we address the question of how one or a few intruder agents within an otherwise functioning network may compromise its dynamics. We show that a single adversarial node coupled via adversarial couplings to one or more other nodes is sufficient to destabilize the entire network, which we prove to be more efficient than targeting multiple nodes. Then, we show that concentrating the attack on a single low-indegree node induces the greatest instability, challenging the common assumption that hubs are the most critical nodes. This leads to a new characterization of the vulnerability of a node, which contrasts with previous work, and identifies low-indegree nodes (as opposed to the hubs) as the most vulnerable components of a network. Our results are derived for linear systems but hold true for nonlinear networks, including those described by the Kuramoto model. Finally, we derive scaling laws showing that larger networks are less susceptible, on average, to single-node attacks. Overall, these findings highlight an intrinsic vulnerability of technological systems such as autonomous networks, sensor networks, power grids, and the internet of things, with implications also to the realm of complex social and biological networks.

I. INTRODUCTION

Complex networks are ubiquitous in technological, biological, and social systems. It is often the case that the nodes of these networks evolve over time to reach a well-defined dynamical state, such as consensus in opinion dynamics, synchronization in oscillator networks, or a desired pattern in coupled autonomous systems^{16,52,55}. Ensuring the robustness of such networks against failures and attacks is a critical research challenge³. Robustness has been studied extensively from both structural and dynamical perspectives. Traditional approaches to studying network robustness, including structural attacks such as cascade failures via percolation theory and node or edge removals, have offered valuable insights. Structural interventions, such as cascade failures^{12,17,31,32}, node or edge removals^{18,31}, and network fragmentation⁴⁹, examine how disruptions alter the network's connectivity. Dynamical approaches, on the other hand, explore how perturbations such as the introduction of a new opinion or the spread of an infection propagate through the network and impact its dynamics^{13,14,23,46}.

We study the fundamental question of how desired dynamical network states can be destabilized by the purposeful insertion of one or a few intruder agents. In particular, we are interested in the case of cyber-attacks (CAs) against cyber-physical systems (CPSs) and critical infrastructures, such as power grids⁴⁴, autonomous vehicle fleets⁴⁸, and industrial networks²⁵. Our work also extends to attacks against social networks and biological networks, which we demonstrate using the Ku-

ramoto model. Since CAs target the cyber (software) level, while leaving the physical (hardware) level unaltered, they can be effectively modeled as network nodes that have the same structure as the others, but act adversarially. While CPSs depend on synchronization and coordination for stability and functionality⁵⁷, they are increasingly vulnerable to attacks targeting these synchronization mechanisms⁴⁵, especially as networks grow larger and more complex. Notable examples include the Stuxnet worm cyberattack which led to the destruction of around 1,000 centrifuges used for uranium enrichment of an Iranian nuclear facility, and originated from infection of a single machine¹¹. Thus an essential step in order to develop resilience against cyber-attacks is to understand the mechanisms by which one or a few intruder agents infiltrating an otherwise functioning network may compromise its dynamics.

This paper investigates the case of intruder attacks on networks, where our definition of an intruder is a network node that obeys the same individual dynamics and uses the same output function as the other network nodes, but acts maliciously in order to destabilize the network dynamics. In terms of the mathematical model, this means that an intruder node obeys the same individual (uncoupled) dynamics as the other nodes in the network and it uses the same output function, but it interacts with the remaining nodes in a purposefully adversarial way. In what follows, we mathematically formulate the problem of intruder attacks on networks and derive conditions to quantify their destabilizing effects on the dynamics. Although our results extend to both undirected

and directed networks, we focus principally on the latter as real-world systems are usually characterized by directional interactions^{5,27,35,41}. Starting with the important case of the linear consensus problem in networks, we demonstrate that similar effects extend to other types of dynamics, including formation control, power grid stability, and synchronization in oscillator networks. These findings reveal an intrinsic vulnerability in technological systems, such as autonomous networks, power grids, and sensor systems, emphasizing the need for a deeper understanding of these weaknesses and the development of strategies to mitigate them.

For all the cases of consensus, synchronization, formation control, power grid balance, and Kuramoto-type dynamics, we will see that the most vulnerable components of a network are the low-indegree nodes, as opposed to the hubs on which much previous work has focused³. Thus we conclude that while the structure of networks is more vulnerable to attacks targeting the hubs, their dynamics is more vulnerable to attacks targeting low-indegree nodes.

II. RESULTS

We consider a general set of equations for the network dynamics,

$$\dot{\mathbf{x}}_i(t) = \mathbf{F}(\mathbf{x}_i(t)) - \sum_{j=1}^N L_{ij} \mathbf{H}(\mathbf{x}_j(t) - \boldsymbol{\beta}_j), \quad i = 1, \dots, N, \quad (1)$$

where $\mathbf{x}_i(t)$ is the m -dimensional state of node/oscillator i at time t and N is the number of nodes/oscillators. The individual oscillator dynamics is given by $\mathbf{F}(\mathbf{x}_i(t))$, and the output of node j is given by the function $\mathbf{H}(\mathbf{x}_j(t) - \boldsymbol{\beta}_j)$ where $\boldsymbol{\beta}_j$ is an m -dimensional constant vector that acts as a coordinate shift ($\boldsymbol{\beta}_j$ may be zero). The network connectivity is described by a digraph with adjacency matrix $A = [A_{ij}]$, where A_{ij} is the strength of the directed coupling from node j to node $i \neq j$, $A_{ij} > 0$ indicates a cooperative interaction (also sometimes called mutualistic or attractive), $A_{ij} < 0$ indicates an adversarial interaction (also sometimes called competitive or repulsive), and $A_{ij} = 0$ indicates no interaction. The indegree of node i is equal to $d_i^{in} = \sum_{j \neq i} A_{ij}$ and the outdegree of node i is equal to $d_i^{out} = \sum_{j \neq i} A_{ji}$. The Laplacian matrix is denoted by $L = [L_{ij}]$ where $L_{ij} = (\delta_{ij} d_i^{in} - A_{ij})$, and δ_{ij} is the Kronecker delta. By construction, $\sum_{j=1}^N L_{ij} = 0, \forall i$. We proceed under the assumption that the Laplacian matrix L is proper, i.e., all the eigenvalues of L have non-negative real parts and there is only one eigenvalue equal to 0. Conditions for the Laplacian matrix of a signed digraph to be proper have been investigated in the literature^{1,2,15}. A simple realization of the general dynamics (1), which we will analyze in what follows, is that of the single-integrator consensus dynamics, described by

the equation,

$$\dot{\mathbf{X}}(t) = -L\mathbf{X}(t), \quad (2)$$

in the N -dimensional state vector $\mathbf{X} = [x_1, x_2, \dots, x_N]$ (x_i here is a scalar). When the Laplacian matrix is proper, Eq. (2) reaches consensus asymptotically independent of its initial condition, i.e., $\lim_{t \rightarrow \infty} x_i(t) = \bar{x}$, $i = 1, \dots, N$ ⁴³.

Here we consider the presence of an adversarial agent, labeled as node $N + 1$, and that this agent is described by the same functions \mathbf{F} and \mathbf{H} as the remaining nodes. As a result, the network equations can be written,

$$\dot{\mathbf{x}}_i(t) = \mathbf{F}(\mathbf{x}_i(t)) - \sum_{j=1}^{N+1} L_{aug_{ij}} \mathbf{H}(\mathbf{x}_j(t) - \boldsymbol{\beta}_j), \quad (3)$$

$i = 1, \dots, N + 1$, where the augmented Laplacian matrix L_{aug} is either equal to

$$L_{aug}^b = \begin{bmatrix} L + \text{diag}(\mathbf{b}) & -\mathbf{b} \\ -\mathbf{b}^\top & -c \end{bmatrix} \quad (4)$$

in the case that the intruder is bidirectionally coupled to the network nodes or equal to

$$L_{aug}^u = \begin{bmatrix} L + \text{diag}(\mathbf{b}) & -\mathbf{b} \\ \mathbf{0}^\top & 0 \end{bmatrix} \quad (5)$$

in the case that the intruder is unidirectionally coupled to the network nodes. In both (4) and (5) the vector $\mathbf{b} = [b_i \leq 0]$ (at least one $b_i < 0$) contains the weights with which the additional node connects to nodes $1, \dots, N$, with $-c = \sum_{i=1}^N b_i < 0$. We refer to $c > 0$ as the attack budget.

For both the cases of the augmented Laplacian matrices L_{aug}^b and L_{aug}^u , it is known (see e.g.¹) that they have at least one negative real part eigenvalue, i.e. they are not proper, which results in asymptotic instability of the consensus dynamics (2). In this paper, we use this result; however rather than being interested in the asymptotic rate of instability $\alpha(L_{aug})$, we focus on the transient rate of instability $f(L_{aug}) \geq \alpha(L_{aug})$ that is produced by the addition of the adversarial node immediately after the attack. Subsection A of the Methods exactly defines and compares these two rates of instability, where a larger transient growth arises from the non-normal dynamics characteristic of directed networks^{5,51}. There are three main reasons why we decide to focus on the transient rate of instability: (i) in the case in which the dynamics (1) is linearized about an unstable synchronous solution³⁸, the linearization is only a valid representation of the dynamics immediately after the attack, thus making the asymptotic rate of growth of a perturbation from the linearized dynamics irrelevant; (ii) the transient rate of growth is larger than or equal to the asymptotic rate of growth, thus it provides a ‘worst-case’ rate of growth; (iii) the higher is the transient growth, the higher is the likelihood that a perturbation will cause a significant alteration to the system dynamics^{4,5,33,34,38}.

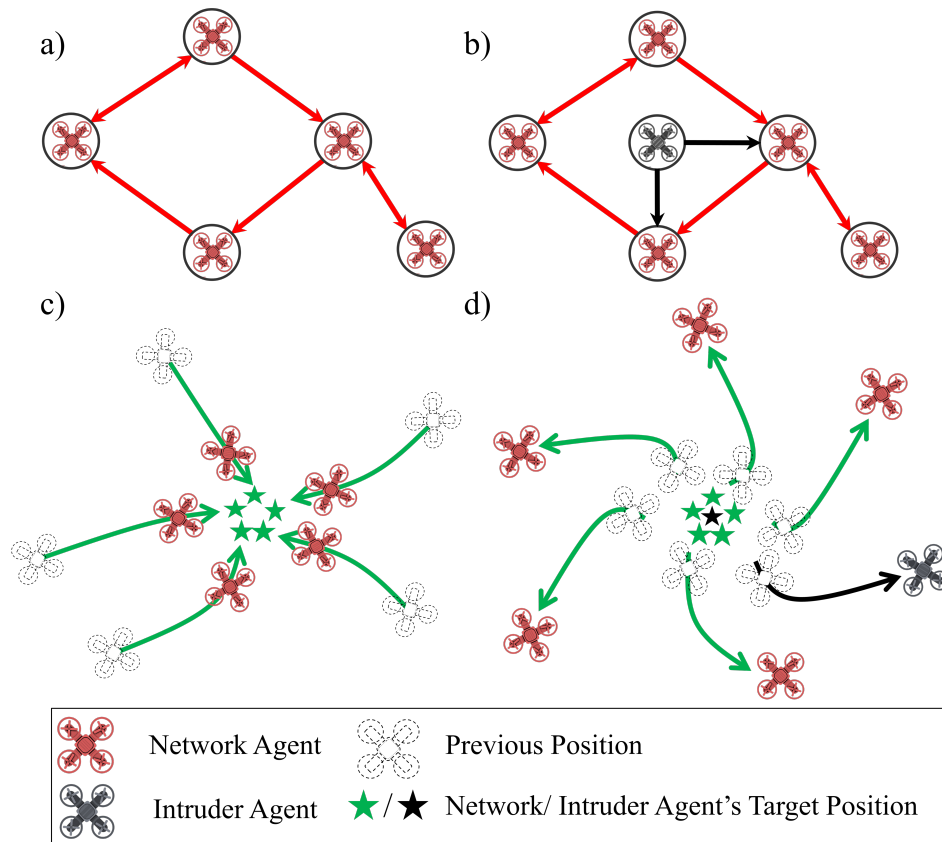


FIG. 1. Illustration of an intruder attack on a network of drones attaining a given formation. The top panels show a network of coupled drones, before (a) and after (b) an intruder attack. The bottom panels display the trajectories of the drones before the attack in (c), showing convergence to the target positions, and after the attack in (d), showing divergence from the target position. The target positions are represented as stars in (c) and (d).

Remark 1. In principle, one could consider the presence of more than one intruder; however, we show in what follows that under appropriate conditions, a single attacker is able to destabilize the network dynamics, so we focus on the case of a single attacker.

As we will see in what follows, our work goes beyond the case of consensus dynamics (2) and has implications to a broad variety of network dynamical processes, described by the general set of Eqs. (1). As an example of this, Figure 1 a) provides an illustration of a network of drones attempting to attain a desired formation. The intruder attack consists in a single intruder node establishing adversarial connections with some of the other nodes, which is shown in b). The bottom panels of Fig. 1 are pictorial representations of the spatial trajectories of the drones before and after the attack: in c) they converge to a set of desired target positions; in d) they diverge from the target positions, due to the interactions with the intruder.

Reference⁵⁴ (Definition 2.32) defines, for a given Laplacian matrix L , the following algebraic connectivity $f \in \mathbb{R}$ which may be considered as a generalization of the

Fiedler value²¹ for digraphs:

$$f(L) := \min_{\mathbf{x} \neq \mathbf{0}, \mathbf{x} \perp \mathbf{1}} \frac{\mathbf{x}^\top L \mathbf{x}}{\mathbf{x}^\top \mathbf{x}} = \lambda_{\min} \left(V^\top \frac{L + L^\top}{2} V \right). \quad (6)$$

Here, $V \in \mathbb{R}^{N \times N-1}$ is an orthonormal basis for the null subspace of $\mathbf{1}^\top$, i.e., V is a matrix whose columns are normal and orthogonal to one another and have zero column sums, and $\lambda_{\min}(S)$ indicates the smallest eigenvalue of the symmetric matrix S . Note that if L is symmetric (undirected graph), the Fiedler value of the Laplacian $\alpha = f \geq 0$, where the strict inequality is achieved if and only if the graph is connected. The algebraic connectivity f is relevant to studying the synchronization and consensus stabilities of directionally coupled networks. Also, f appears in studying the contractivity of such dynamics and their respective Lyapunov functions, e.g. see⁵⁴ (Corollary 4.23). Note that for $f < 0$, $-f$ measures the time scale of the unstable dynamics.

In Supplementary Note 1, we provide an example of single-integrator consensus dynamics (2) on a network to further motivate the relevance of the algebraic connectivity f . In this example, the intruder unidirectionally connects to different network nodes, resulting in different values of the algebraic connectivity f as the Laplacian

matrix L_{aug}^u changes. In all cases, we see that after the intruder connects to one of the other nodes, the individual trajectories $x_i(t)$ do not converge to one another. Also, the norm of the perturbations

$$\|\delta\mathbf{X}(t)\| := \sqrt{\sum_{j=1}^{N+1} \left(x_j(t) - \frac{1}{N+1} \sum_{k=1}^{N+1} x_k(t) \right)^2} \quad (7)$$

decays when the adversarial connection is off and grows when the adversarial connection is on. The rate at which $\|\delta\mathbf{X}(t)\|$ grows directly correlates with the algebraic connectivity f . Supplementary Note 1 also reviews some of the relevant properties of the algebraic connectivity f from⁵⁴.

In what follows we introduce two problems, which we call attack via bidirectional connections and attack via unidirectional connections.

Problem Statement 1: Attack via bidirectional connections. Given the N -dimensional asymmetric Laplacian matrix L with zero row sums, and a budget $-c$, find the weights $\mathbf{b} = [b_i]$, $b_i \leq 0$, $i = 1, \dots, N$, with $\sum_i b_i = -c \leq 0$ such that the algebraic connectivity f of the new graph with Laplacian matrix L_{aug}^b in Eq. (4) is minimized.

Proposition 1. *Given $-c \leq 0$ and the Laplacian matrix L_{aug}^b in Eq. (4), the minimum algebraic connectivity f is achieved when $b_{i^*} = -c$ for one node i^* and $b_i = 0$ for all other nodes $i \neq i^*$, i.e., the entire budget must be allocated to one node.*

Proof. See Methods IV B. \square

Proposition 2. *Given a budget $-c \leq 0$ in Problem 1, the algebraic connectivity is $f \leq 0$.*

Proof. See Methods IV C. \square

Problem Statement 2: Attack via unidirectional connections. Given the N -dimensional asymmetric Laplacian matrix L with zero row sums, and a budget $-c$, find the weights $\mathbf{b} = [b_i]$, $b_i \leq 0$, $i = 1, \dots, N$, with $\sum_i b_i = -c \leq 0$ such that the algebraic connectivity f of the new graph with the Laplacian matrix L_{aug}^u in Eq. (5) is minimized.

Proposition 3. *Given $-c \leq 0$ and the Laplacian matrix L_{aug}^u in Eq. (5), the minimum algebraic connectivity f is achieved when $b_{i^*} = -c$ for one node i^* and $b_i = 0$ for all other nodes $i \neq i^*$, i.e., the entire budget must be allocated to one node.*

Proof. See Methods IV D. \square

Proposition 4. *Given a budget $-c \leq 0$ in Problem 2, the algebraic connectivity is $f \leq 0$.*

Proof. See Methods IV E. \square

Propositions 1 and 3 are used in the next subsections IIA and IIB to characterize the effect of connecting the intruder to each one of the network nodes, $i = 1, \dots, N$.

Supplementary Note 2 discusses the case of bidirectional attacks in undirected networks with symmetric Laplacian matrices for which we also prove the optimal attack is to allocate the entire budget to one node.

A. Balanced Directed Graphs

Next, we investigate in some detail the case of interest that the directed graph is balanced, i.e., for each one of its nodes, the indegree equals the outdegree, $d_i = d_i^{in} = d_i^{out}$, $i = 1, \dots, N$ (d_i is simply the degree of node i .) Undirected graphs form a particular class within the broader class of balanced directed graphs. Based on Propositions 1 and 3, we know that the optimal attack is to allocate the entire budget on one connection only. In what follows, we study the attack to node i of a given network, i.e., we set $\mathbf{b} = [b_j]$, $b_i = -c$, $b_{j \neq i} = 0$. We are interested in how the algebraic connectivity f of a balanced directed graphs is affected by an intruder attack in the case of a small budget. By using matrix perturbation theory, we study *Problem 1* in the limit of very small and very large budget c and obtain that:

- for small budget c : the algebraic connectivity $f(L_{aug}^u) = -0.1c$, and
- for large budget c : the algebraic connectivity $f(L_{aug}^u) = -\frac{\sqrt{2}+1}{2}c + (3 + 2\sqrt{2})L_{ii}$.

For details on the derivations see Sec. IV F. Note the dependence on the degree of node i , $d_i = L_{ii}$.

Using a similar approach, we can also study *Problem 2* and obtain that:

- for small budget c : the algebraic connectivity $f(L_{aug}^b) = -1.1c$, and
- for large budget c : the algebraic connectivity $f(L_{aug}^b) = -2c + L_{ii}/2$.

For details of the derivations see Sec. IV G. Note the dependence on the degree of node i , $d_i = L_{ii}$.

Figure 2 summarizes the results of this section, by providing a schematics for how f varies with the magnitude of the budget c . The top (bottom) panel is for the case of an attack via a bidirectional (unidirectional) connection.

B. General Directed Graphs

The overall behavior of the algebraic connectivity f for a general digraph (i.e., a digraph that is not balanced) subject to an adversarial node addition is more difficult to characterize. In the limit of a large budget c , we derive the same relationships we had previously obtained in the case of balanced digraphs: $f(L_{aug}^b) = -2c + L_{ii}/2$

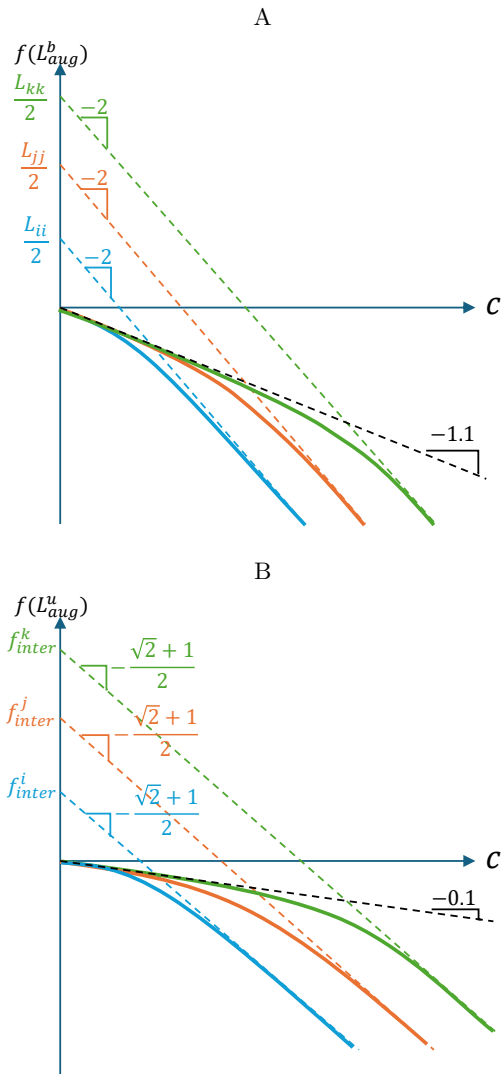


FIG. 2. Schematic showing $f(L_{aug}^b)$ and $f(L_{aug}^u)$, the algebraic connectivity of asymmetric Laplacian matrices L_{aug}^b and L_{aug}^u in Eqs. (4) (panel A: directed graphs with bidirectional adversarial connections) and Eq. (5) (panel B: directed graphs with unidirectional adversarial connections), when only one node (either node i , j , or k) is pinned with the budget $-c < 0$. The dashed black line shows the line $f(L_{aug}^b) = -1.1c$ for panel A and shows the line $f(L_{aug}^u) = -0.1c$ for panel B. The colored dashed lines in panel A show $f(L_{aug}^b) = -2c + L_{xx}/2$ for $x = i, j, k$. The colored dashed lines in panel B show $f(L_{aug}^u) = -\frac{\sqrt{2}+1}{2}c + f_{inter}^x$ for $x = i, j, k$ where $f_{inter}^x = (3 + 2\sqrt{2})L_{xx}$. The schematics are not drawn in scale to enhance visualization.

in the case of a bidirectional adversarial node addition and $f(L_{aug}^u) = -\frac{\sqrt{2}+1}{2}c + (3 + 2\sqrt{2})L_{ii}$ in the case of a unidirectional adversarial node addition, with the only difference that in this case the dependence is on the indegree $d_i^{in} = L_{ii}$ of a node, rather than its degree. The above relations indicate that for any directed graph, in the limit of a large budget c , the algebraic connectivity f is defined by the indegree of the targeted node.

In general, the curve $f(L_{aug})$ vs c in the limit of small c , i.e., the initial slope of the curve for small c , depends non-trivially on the choice of the targeted node. However, certain relations can still be derived for the average slope in directed graphs, which is discussed next.

We direct our focus to the change in the algebraic connectivity in the limit of small c ,

$$\frac{df}{dc} := \lim_{c \rightarrow 0^-} \frac{\tilde{f} - f_{new}}{c}. \quad (8)$$

Here, $c \geq 0$ is the budget, and $f_{new}(\tilde{f})$ is the algebraic connectivity corresponding to the Laplacian matrix L_{aug} before the attack, i.e., to the matrix \tilde{L} :

$$\tilde{L} = \begin{bmatrix} L & \mathbf{0} \\ \mathbf{0}^\top & 0 \end{bmatrix}. \quad (9)$$

We consider the two cases of (i) an attack via bidirectional connection (L_{aug}^b in Eq. (4)), and (ii) an attack via unidirectional connection (L_{aug}^u in Eq. (5)). We target all nodes of the network one by one and calculate df/dc for each targeted node, i.e., we set $\mathbf{b}_i = -c\mathbf{e}_i$ where \mathbf{e}_i has all zero entries except for entry i which is equal to 1. Then, we calculate the average slope $\langle df/dc \rangle$:

$$\left\langle \frac{df}{dc} \right\rangle := \frac{1}{N} \sum_{i=1}^N \frac{df_i}{dc}, \quad (10)$$

where f_i is the algebraic connectivity when \mathbf{b}_i is used in either Eqs. (4) or (5).

Next, we investigate the algebraic connectivity for selected real networks. The data is from several real networks, such as animal, biological, social, neural, trade, metabolic, and genetic networks. The networks are obtained from²⁸. All the adjacency matrices have positive entries, with certain networks being weighted and certain being unweighted (detailed information on these networks can be found in Supplementary Note 3.) For each network, we apply our analysis to their largest strongly connected component, which is a necessary condition for the emergence of synchronization (consensus) before the attack.

We emphasize that the slope df_i/dc is not easy to characterize for non-balanced digraphs since the slope df_i/dc and the indegree of the node i may not have a monotonic relationship. This is shown in Supplementary Note 3 using two examples of animal networks; for one, the slope is directly related to the indegree, while for the other, the slope is not correlated with the indegree.

Figure 3 shows the mean slope $\langle df/dc \rangle$, averaged over all the network nodes, for a collection of real networks under unidirectional attacks. We see the emergence of a clear scaling relation with the size of the network N , namely $\langle df/dc \rangle = -1/N$. This result is analytically proven in Sec. IV H. We conclude that larger networks are less reactive in average to intruder attacks. We have also computed the most negative slope

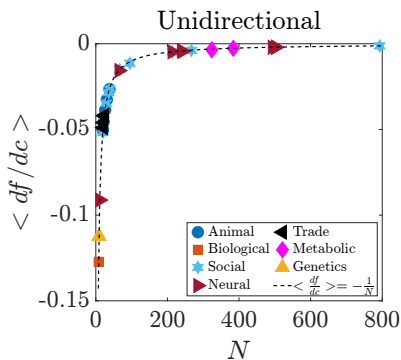


FIG. 3. The mean slope $\langle df/dc \rangle$ for unidirectional (Eq. (5)) connections of the adversarial agent for selected real networks with size N . The dashed black curve is the analytically predicted relation $\langle df/dc \rangle = -1/N$.

$\min(df/dc) := \min_i df_i/dc$ and the mean slope $\langle df/dc \rangle$ under bidirectional and unidirectional attacks, and those plots are provided in Supplementary Note 3.

C. Applications

Although our results are derived for the case of the consensus dynamics (2), they have direct implications in the case of several real-world applications, described by the general set of equations (1). Below we discuss three applications of interest in the realm of man-made networks.

1. The Synchronization of Coupled Chaotic Oscillators: A model for the emergence of synchronization in a network of coupled oscillators is the following,

$$\dot{\mathbf{x}}_i(t) = \mathbf{F}(\mathbf{x}_i(t)) - \sigma \sum_{j=1}^N L_{ij} \mathbf{H}(\mathbf{x}_j(t)), \quad (11)$$

where $\mathbf{x}_i(t) \in \mathbb{R}^m$ is the state of oscillator i at time t , the functions $\mathbf{F} : \mathbb{R}^m \rightarrow \mathbb{R}^m$ and $\mathbf{H} : \mathbb{R}^m \rightarrow \mathbb{R}^m$ describe the local dynamics and the coupling functions, respectively. The matrix $L = [L_{ij}]$ is the Laplacian matrix that describes the network connectivity, and the scalar $\sigma \geq 0$ is the coupling strength. For this example, we set the local dynamics \mathbf{F} to be the chaotic Lorenz oscillator. The functions \mathbf{F} and \mathbf{H} are

$$\mathbf{x} = \begin{bmatrix} x \\ y \\ z \end{bmatrix}, \quad \mathbf{F}(\mathbf{x}) = \begin{bmatrix} 10(y-x) \\ x(28-z)-y \\ xy-2z \end{bmatrix}, \quad \mathbf{H}(\mathbf{x}) = \begin{bmatrix} 0 \\ y \\ 0 \end{bmatrix}. \quad (12)$$

We take the directed network shown in Fig. 4 A and set $\sigma = 6$. Figure 4B shows the synchronous time evolution of the state components $x_i(t)$ for each oscillator before the attack. Panel C shows the loss of synchronization observed after the attack. The loss of stability is the direct consequence of having mixed sign eigenvalues of the Laplacian matrix after the attack. The plots

of the y and z components show similar behavior as the x component and can be found in Supplementary Note 4. In Supplementary Note 4 we also provide an explanation for why the synchronous state becomes unstable when an attack occurs in terms of the master stability function approach⁴⁷. Reference⁷ has used the master stability function to the study stability of the synchronous solution in the case of the pinning control problem, for which a reference synchronous trajectory is selected to which all the network nodes need to synchronize. The results are sensitive to the particular choice of this reference solution, as well as to the particular choice of the individual nodal function \mathbf{F} and of the output function \mathbf{H} . Different from⁷, here we derive conditions that are sufficient to destabilize the network dynamics and are independent from the choice of any particular reference trajectory and of the functions \mathbf{F} and \mathbf{H} .

Next, we study the effect of a unidirectional attack on a scale-free network of Lorenz oscillators. We use the algorithm from²² to randomly generate an undirected and unweighted scale-free graph, which is shown in Fig. 5 A. The network has $N = 100$ nodes and the degree distribution follows a power law $P_D(k) \propto k^{-\gamma}$ with $\gamma = 2.33$ with an average degree of 10.

In this example, we aim to study the effect of the attack on different nodes; we set $\sigma = 10$, $c = 1$, and vary the node i that is targeted. We select the nodes $i = 1, 5, 17, 94, 100$ with degrees 82, 47, 23, 13, and 8, respectively, and associate to these nodes the colors blue, orange, yellow, purple, and green, respectively. For more details on this example, see Supplementary Note 5.

The perturbation vector for each node is calculated as $\delta \mathbf{x}_i(t) = \mathbf{x}_i(t) - \frac{1}{N} \sum_{j=1}^N \mathbf{x}_j \in \mathbb{R}^3$. Next, we form the vector $\delta \mathbf{X}(t) = [\delta X_j(t)] = [\delta \mathbf{x}_1(t)^\top, \delta \mathbf{x}_2(t)^\top, \dots, \delta \mathbf{x}_N(t)^\top]^\top \in \mathbb{R}^{3N}$ and the norm of the transverse perturbations,

$$\|\delta \mathbf{X}(t)\| := \sqrt{\sum_{j=1}^N \left(\delta X_j(t) - \frac{1}{N} \sum_{k=1}^N \delta X_k(t) \right)^2}. \quad (13)$$

If the oscillators synchronize, then $\|\delta \mathbf{X}(t)\| \rightarrow 0$, otherwise $\|\delta \mathbf{X}(t)\| \gg 0$.

We see from Fig. 5 B that before the attack, i.e., on the left side of the dashed black line, the norm of the transverse perturbations approaches zero, indicating that the Lorenz oscillators have synchronized. However, after attacking either one of the nodes 1, 5, 17, 94, 100, we see an immediate loss of synchronization, with a faster rate of transient instability when the nodes with lower degrees are targeted. For example, the attack on node 100 with degree 8 (the green curve) results in much larger $\|\delta \mathbf{X}(t)\|$ than the attack on node 1 with degree 82 (the blue curve). To conclude, this example shows that in a nonlinear networked system, lower indegree nodes are more vulnerable to intruder attacks.

Supplementary Note 5 also provides an example of phase-locking in Kuramoto oscillators. We see that at-

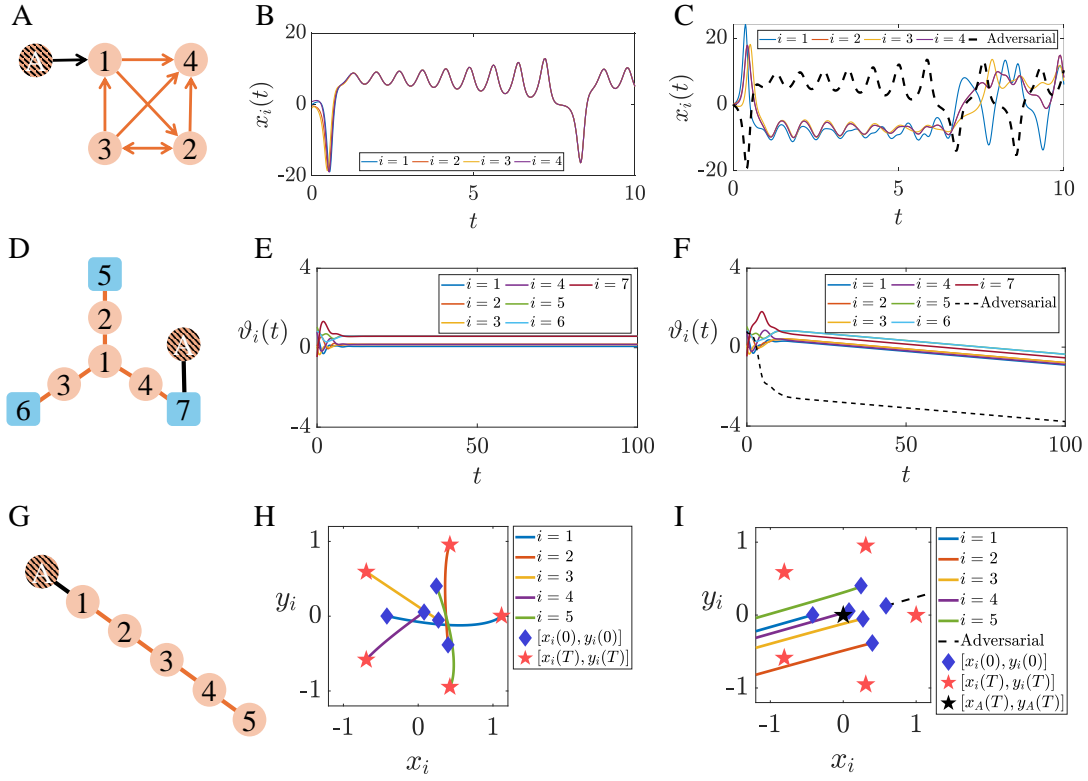


FIG. 4. Effect of adversarial agent addition in different applications. The top row panels (A-C) demonstrate the application of directly coupled chaotic oscillators, the middle row panels (D-F) depict the application of the power grid (nonlinear swing equation), and the bottom row panels (G-I) show the application of linear single-integrator robot formation control. The left column panels (A, D, G) show the topologies of their respective application. Panel A shows a directed network, and panels D and G show undirected networks. In all shown networks, black and orange links have a weight of -1 and 1 , respectively. The middle column panels (B, E, H) show the dynamics when the adversarial agent (denoted as node A) is not present, and the right column panels (C, F, I) show the dynamics when the adversarial agent is present. In panel D, the square blue nodes show the generators and the circle orange nodes are the load nodes (also the adversarial agent is a load node.) Panels B and C show the state $x_i(t)$ of the Lorenz oscillators; panels E and F show the angular position $\vartheta_i(t)$ of the loads/generators from the swing equation, and panels H and I show the position of the robots in xy plane (diamonds label initial positions and stars label desired final positions).

tacks targeting low-degree nodes result in a higher rate of transient instability in these types of nonlinear networks.

2. Power Grid dynamics: The swing equation is a classical model for the dynamics of a power grid,^{8,40}

$$\ddot{\vartheta}_i(t) = p_i - \gamma_i \dot{\vartheta}_i(t) - \sum_{j=1, j \neq i}^N A_{ij} \sin(\vartheta_i(t) - \vartheta_j(t)) \quad (14)$$

where $\vartheta_i(t)$ is the angular displacement of node/rotor i , the scalar p_i denotes the power consumption ($p_i < 0$ for loads) or power generation ($p_i > 0$ for generators,) the scalar $\gamma_i > 0$ denotes the damping ratio, and the symmetric adjacency matrix $A = [A_{ij}]$ describes the connectivity of the grid, i.e., $A_{ij} = A_{ji} = 1$ (0) if there is (is not) a transmission line between nodes i and j . Note that although Eq. (14) is not a particular case of Eq. (1), the linearized swing equation (see Supplementary Note 6) on which our analysis is based is.

We emphasize that the swing equation (14) conveniently demonstrates how an intruder oscillator can be

mathematically incorporated into the Laplace matrix through a negative sign. By constraining the intruder oscillator to remain in anti-phase with the rest of the network—i.e., $\sin(\vartheta_i(t) - \vartheta_j(t) \pm \pi) = -\sin(\vartheta_i(t) - \vartheta_j(t))$ —a negative sign naturally emerges in the coupling kernel. This negative sign is then absorbed into the adjacency matrix as a negative link connection, represented by $-A_{ij}$.

To illustrate the effect of the addition of an adversarial agent, we provide a numerical example. Here, we set $\gamma_i = \gamma = 0.9$ and the network shown in Fig. 4 D shows the grid topology before and after the addition of the adversarial agent. Nodes 1, 2, 3 and 4 are loads, nodes 5, 6 and 7 are generators, and the adversarial node is denoted as node A with a black connection with weight -1 . The vector $\mathbf{p} = [-0.3, -0.3, -0.3, -0.3, 0.4, 0.4, 0.4]^T$ describes the power generated/consumed in the original power grid. Without loss of generality, for the adversarial agent, we set $p_A = -0.1$, so the adversarial agent acts as a load.

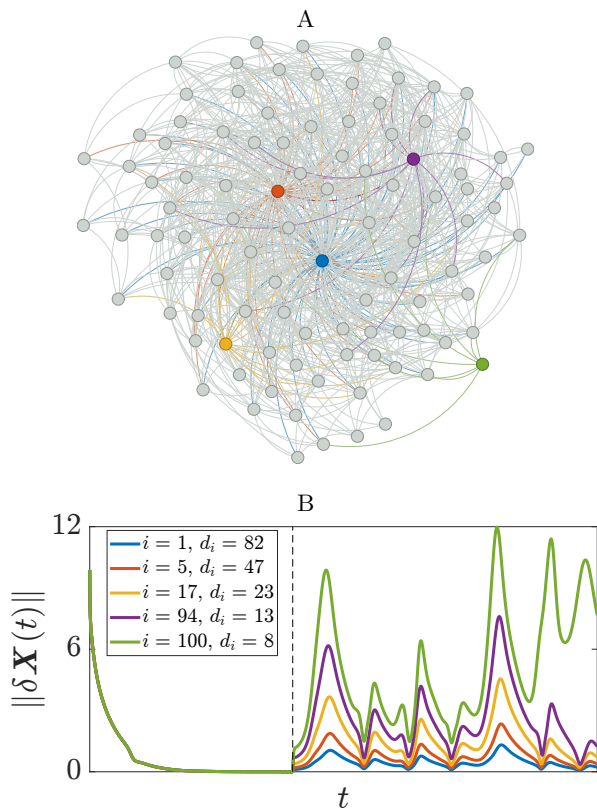


FIG. 5. Panel A shows a randomly generated scale-free network under attack through either of the colored nodes (blue $i = 1$, orange $i = 5$, yellow $i = 17$, purple $i = 94$, and green $i = 100$). In panel B, we consider the dynamics of a network of coupled Lorenz oscillators, Eq. (11), and plot the norm of the transverse perturbations $\|\delta\mathbf{X}(t)\|$ as a function of time t and the attacked node i . Different curves correspond to different attacked nodes, all with the same budget $c = 1$. The dashed black line denotes the start time of the attack at $t = 4s$. The initial conditions of the oscillators are chosen to be the same in all cases where different nodes are attacked. The plot also provides the degree of node i as d_i .

As seen in Fig. 4 E (Fig. 4 F), the dynamics of the power grid converges (does not converge) to a fixed point before (after) the attack. In Supplementary Note 6, we show analytically how the addition of the adversarial agent results in at least one unstable mode of the linearized swing equation, which in turn destabilizes the nonlinear dynamics.

3. Distributed formation control: The formation control of robots is used in both civilian and military applications, see^{42,53,56}. Here, we focus on positioning a set of robots on a given desired pattern, e.g., the robots are positioned around a circle with a known diameter.

We take the shape-based formation control strategy from³⁰:

$$\dot{\mathbf{X}}(t) = (-F(L) \otimes I_2)(\mathbf{X}(t) - \boldsymbol{\beta}), \quad (15)$$

where the state vector $\mathbf{X}(t) = [x_1(t), y_1(t), x_2(t), y_2(t), \dots, x_N(t), y_N(t)]^T \in \mathbb{R}^{2N}$ is

the concatenation of the xy coordinates of N robots at time t . The matrix L is the symmetric Laplacian matrix that describes the connectivity between the robots, the function $F(L) : \mathbb{R}^{N \times N} \rightarrow \mathbb{R}^{N \times N}$ is a function of the Laplacian matrix L . The network topology for this example with $N = 5$ is shown in Fig. 4 G. We set $F(L) = I_N - \exp(-3L)$ as in³⁰. The vector $\boldsymbol{\beta} \in \mathbb{R}^{2n}$ is a constant vector of target positions, which we position around a circle with radius 1 in equidistant phases, i.e., $\boldsymbol{\beta} = [\sin(0), \cos(0), \sin(\frac{2\pi}{5}), \cos(\frac{2\pi}{5}), \dots, \sin(\frac{8\pi}{5}), \cos(\frac{8\pi}{5})]^T$. For the adversarial agent, we set its corresponding $\boldsymbol{\beta}$ to the origin $[0, 0]^T$.

Figure 4 H shows the formation control in the absence of the adversarial agent, where each robot converges to its respective target position in less than 20 seconds. Note that this can be seen as a case of cluster synchronization, since different agents converge to different states. However, Fig. 4 I shows that in the presence of the adversarial agent, the robots no longer reach the target positions and the closed-loop system becomes unstable (position and velocity of the robots tend to infinity.)

III. CONCLUSIONS

This work points out a main vulnerability of complex dynamical networks, namely a single node connecting with adversarial connections to one or more other nodes is sufficient to destabilize the entire network dynamics, independent of how large the network is. This has direct implications to the attainment of consensus in opinion dynamics, synchronization in oscillator networks, and desired patterns in coupled autonomous systems. Furthermore, we see that an attack targeting a single node with the lowest indegree is typically the one choice that produces instability in the shortest time. On the other hand, attacking hubs results in a less severe rate of instability. Intuitively, this can be explained as follows: hubs respond less to the coupling with the intruder due to a large number of in-neighbors, while the opposite can be said of low-indegree nodes.

Our results are in stark contrast to the expectation that hubs are the most critical nodes of a network³, and thus the ones that need to be more closely protected from attacks. This assumes particular relevance in the case of scale-free networks⁷. A central dogma in the field of complex networks is that scale-free networks are stable against random failures (removal) of nodes but are vulnerable, in terms of structural integrity (i.e., the size of the strongly connected component) to attacks targeting the hubs. We show here that, when the dynamics is taken into account, this understanding needs to be revised: while the structure of scale-free networks is more vulnerable to attacks targeting the hubs³, their dynamics is more vulnerable to attacks targeting nodes with low-indegree. In summary, while hubs exhibit high vulnerability in terms of structural integrity, they are somewhat

protected in dynamical contexts, leading to a situation where low-degree nodes are most vulnerable. Reference⁷ had also shown that the structural controllability of a network was enhanced when driver nodes are not connected to high-degree nodes. However, destabilizing the network dynamics does not require controllability, and here we provide simple sufficient conditions to induce instability of the network dynamics.

Our work complements the large literature that focuses on conditions to ensure the stability of the network dynamics, see e.g.¹⁰, while we focus on instability and on characterizing the severity of such instability. We investigate the fundamental question of how desired dynamical states can be destabilized by the purposeful insertion of one or a few intruder agents. Our intruders are structurally similar to the other network agents, which is consistent with the case of cyber-attacks. Our results are initially derived for the case of the linear consensus problem but extend to a broad variety of network dynamics, including opinion dynamics, synchronization, formation control, and power grid balancing. Our work also applies to the Kuramoto model, which is relevant to synchronization of biological systems.

We show the emergence of universal scaling properties, with small perturbations causing uniform responses and larger ones exposing specific vulnerabilities, especially at the low-indegree nodes. When applied to real complex networks, we see that it may not always be easy to characterize the rate of instability produced by the attack in the general case of non-balanced digraphs. However, our theory (see also Fig. 3) shows that the rate of instability generated by an attack on a single node averaged over all N network nodes, scales exactly as $-N^{-1}$, for the case that the adversarial connection is unidirectional. This indicates that larger networks are more robust (on average) against intruder attacks.

Although our work focuses on the case that an intruder node is added to an existing network, it can be generalized to the case that an existing network node becomes an intruder. In that case, the strategy that maximizes the effects of an attack is for the intruder to target only one node with the lowest indegree, where the indegree is computed by counting all the nodes in the network, except for the intruder.

An obvious countermeasure against intruder attacks is to disconnect the attacker(s) from the network. This is consistent, for example, with the load shedding strategy, commonly implemented for power grids in the case of a power imbalance. In general, shedding the part of the network that includes the intruder provides a viable solution against intruder attacks, which is easier to do when the attacker is connected to the rest of the network by a single link compared to the case of multiple links. This highlights a trade-off between the severity of an attack and the recoverability from such attack.

IV. METHODS

A. Transverse reactivity of stable and unstable consensus dynamics

The first part of this subsection discusses general linear dynamical systems. The second part of this subsection focuses on linear consensus dynamics as a special case of general linear dynamical systems. Consider a linear dynamical system

$$\dot{\mathbf{x}}(t) = M\mathbf{x}(t) \quad (16)$$

where $\mathbf{x}(t) \in \mathbb{R}^N$ is the vector of system states and the square matrix $M \in \mathbb{R}^{N \times N}$.

Definition 1. Spectral abscissa of a matrix. Given a square matrix $M \in \mathbb{R}^{N \times N}$, we define the spectral abscissa as the greatest real part of the matrix spectrum,

$$\alpha(M) = \max_i \Re(\lambda_i), \quad (17)$$

where $\lambda_1, \lambda_2, \dots, \lambda_N$ are the possibly complex eigenvalue of the matrix M and $\Re(\cdot)$ returns the real part of its argument.

The origin is a stable fixed point for the system in Eq. (16) if and only if $\alpha(M) < 0$.

Definition 2. Reactivity of a linear dynamical system³⁹. The reactivity for the system in Eq. (16) is defined as,

$$\begin{aligned} \xi(M) &:= \max_{\|\mathbf{X}\| \neq 0} \left[\frac{1}{\|\mathbf{X}\|} \frac{d\|\mathbf{X}\|}{dt} \right] \\ &= \max_{\mathbf{X} \neq 0} \frac{\mathbf{X}^\top \left(\frac{M+M^\top}{2} \right) \mathbf{X}}{\mathbf{X}^\top \mathbf{X}} \\ &= \lambda_{\max} \left(\frac{M+M^\top}{2} \right) =: \lambda_{\max}(S), \end{aligned} \quad (18)$$

where the matrix $S = (M + M^\top)/2$ is the symmetric part of the matrix M and $\lambda_{\max}(\cdot)$ indicates the largest eigenvalue of the symmetric matrix in its argument.

The reactivity measures the maximal rate of instantaneous growth/decay of the norm of the state vector. If $\xi(M) < 0$ ($\xi(M) > 0$) the norm of the state vector will decay (may grow) instantaneously. The choice of \mathbf{X} that maximizes (18) is the eigenvector \mathbf{v}_1 of the matrix S associated with the eigenvalue $\lambda_{\max}(S)$. Note that the reactivity is computed by maximizing over \mathbf{X} , thus it provides a worst-case instantaneous rate of growth for $\|\mathbf{X}\|$. In the case that \mathbf{X} is generically chosen, it will have a non-zero component along the eigenvector \mathbf{v}_1 , thus the worst-case rate of growth for $\|\mathbf{X}\|$ will be observed with probability 1.

Theorem 1. *The reactivity of the dynamics (16) is greater or equal to the spectral abscissa of the matrix M , i.e., $\xi(M) \geq \alpha(M)$.*

Proof. We set $S = (M + M^\top)/2$ and write the reactivity of the dynamics (16),

$$\begin{aligned} \xi(M) &= \max_{\mathbf{Z} \neq \mathbf{0}} \frac{\mathbf{Z}^\top S \mathbf{Z}}{\mathbf{Z}^\top \mathbf{Z}} \geq \mathbf{v}_1^\top S \mathbf{v}_1 \\ &= \mathbf{v}_1^\top \left(\frac{M + M^\top}{2} \right) \mathbf{v}_1 \\ &= \frac{1}{2} (\mathbf{v}_1^\top M \mathbf{v}_1 + \mathbf{v}_1^\top M^\top \mathbf{v}_1) \\ &= \frac{1}{2} (\mathbf{v}_1^\top \alpha(M) \mathbf{v}_1 + \alpha(M) \mathbf{v}_1^\top \mathbf{v}_1) \\ &= \alpha(M) \end{aligned} \quad (19)$$

This concludes the proof. \square

Theorem 1 is important as it states that the instantaneous rate of growth of the state \mathbf{Z} in (16) can be either larger than or equal to the asymptotic rate of growth of \mathbf{Z} . This is true in both the cases of asymptotically stable and unstable dynamics. If $\alpha(M) > 0$, we then see that $\xi(M) \geq \alpha(M) > 0$. This indicates that for an unstable system, the rate of instantaneous growth is positive and exceeds or is equal to the rate of asymptotic growth.

It is inferred that the inequality in (19) is satisfied with the equal sign when the left and right eigenvectors of the matrix M associated with the eigenvalue λ_1 coincide. This means that $\mathbf{Z}^* = \mathbf{v}_1$ becomes the maximizer in (19).

The discussion that follows is for the single-integrator consensus dynamics in Eq. (2), $\dot{\mathbf{X}}(t) = -L\mathbf{X}(t)$, which is a special case of the general linear dynamical system in Eq. (16).

We write the eigenvalue equation $L\mathbf{v}_i = \lambda_i \mathbf{v}_i$, where λ_i (\mathbf{v}_i) are the possibly complex eigenvalues (eigenvectors) of the Laplacian matrix L , $i = 1, \dots, N$. By the property that the rows of the Laplacian all sum to zero, there exists one eigenvalue of the Laplacian equal to zero, with the corresponding eigenvector having entries that are all the same. We index this eigenvalue j . Without loss of generality, we set $\Re(\lambda_1(L)) \leq \Re(\lambda_2(L)) \leq \dots \leq \Re(\lambda_N(L))$, where $\Re(\cdot)$ returns the real part of its argument. When the Laplacian matrix is proper, $j = 1$ and $\Re(\lambda_1(L)) = 0$, which results in an asymptotically stable consensus dynamics Eq. (2). Here, we remove the assumption that the Laplacian is proper and present a general theory of transient and asymptotic stability for Eq. (2).

Any point such that

$$x_1 = x_2 = \dots = x_N \quad (20)$$

is an equilibrium for the dynamics (2). The set of points that satisfy (20) define the consensus manifold. We are interested in whether the consensus manifold is asymptotically stable or unstable and in characterizing the maximum rate of transient instability away from this manifold. Thus in what follows, we focus on the transverse consensus dynamics,

$$\dot{\mathbf{Z}}(t) = -A\mathbf{Z}(t) \quad (21)$$

$\mathbf{Z} \in \mathbb{R}^{N-1} = V^\top \mathbf{X}$, the matrix $A \in \mathbb{R}^{N-1 \times N-1} = V^\top L V$ and $V \in \mathbb{R}^{N \times N-1}$ is an orthonormal basis for the null subspace of $\mathbf{1}^\top$, i.e., V is a matrix whose columns are normal and orthogonal to one another and have zero column sums.

Remark 2. The matrix A has the same spectrum as the Laplacian matrix L , except for one eigenvalue of the matrix L which is equal zero, i.e., $\mathcal{S}(L) = \mathcal{S}(A) \cup \{0\}$ where $\mathcal{S}(\cdot)$ returns the spectrum of the matrix in its argument.

In our previous work³⁷, we studied the entire consensus dynamics Eq. (2) under the assumption the consensus dynamics was stable, i.e., $\alpha(-A) < 0$. In this case, the trajectories of the system states eventually approach the origin (asymptotic stability), while the magnitude of the states may grow at transient times due to positive reactivity, which is not desirable in various situations, such as linearized dynamics about a fixed point. This transient growth may result in the invalidity of the linearization assumption. Unlike previous work by us and others^{5,9,19,20,24,26,29,33,36,37,39,50}, here we are mostly concerned with the reactivity of the transverse dynamics, i.e., Eq. (21) in the case that $\alpha(-A) > 0$, i.e. the system Eq. (2) is asymptotically unstable.

Next, we comment on the relevance of both the spectral abscissa and the reactivity on the transverse consensus dynamics (21). The asymptotic rate of $\mathbf{Z}(t)$ in (21) is given by $\alpha(-A)$, i.e., the spectral abscissa of $-A$. In general, $\alpha(-A)$ can be either positive or negative. On the other hand, the instantaneous rate of growth of the norm of the vector \mathbf{Z} is given by the reactivity,

$$\xi(-A) = \max_{\|\mathbf{Z}\| \neq 0} \left[\frac{1}{\|\mathbf{Z}\|} \frac{d\|\mathbf{Z}\|}{dt} \right] = \lambda_{\max} \left(-\frac{A + A^\top}{2} \right). \quad (22)$$

Thus a positive (negative) reactivity $\xi(-A)$ indicates that the norm of the state \mathbf{Z} tends to grow (shrink) in the limit of $t \rightarrow 0$.

Proposition 5. *The algebraic connectivity of the graph represented by the Laplacian matrix in Eq. (2) is equal to the negative of the reactivity of the transverse dynamics in Eq. (21), that is, $f(L) \equiv -\xi(-A)$.*

Proof. The reactivity of the dynamics in Eq. (22) is

$$\begin{aligned} \xi(-A) &:= \max_{\|\mathbf{Z}\| \neq 0} \left[\frac{1}{\|\mathbf{Z}\|} \frac{d\|\mathbf{Z}\|}{dt} \right] \\ &= \max_{\|\mathbf{Z}\| \neq 0} \left[\frac{1}{\sqrt{\mathbf{Z}^\top \mathbf{Z}}} \frac{d\sqrt{\mathbf{Z}^\top \mathbf{Z}}}{dt} \right] \\ &= \max_{\|\mathbf{Z}\| \neq 0} \left[\frac{1}{\sqrt{\mathbf{Z}^\top \mathbf{Z}}} \frac{\dot{\mathbf{Z}}^\top \mathbf{Z} + \mathbf{Z}^\top \dot{\mathbf{Z}}}{2\sqrt{\mathbf{Z}^\top \mathbf{Z}}} \right] \\ &= \max_{\|\mathbf{Z}\| \neq 0} \left[\frac{\mathbf{Z}^\top (-A - A^\top) \mathbf{Z}}{2\mathbf{Z}^\top \mathbf{Z}} \right]. \end{aligned}$$

Also, $V^\top V = I$, $L = VAV^\top$ and $\mathbf{X} = V\mathbf{Z}$ which indicates $\mathbf{X} \perp \mathbf{1}$ since $\mathbf{X} \in \text{range}(V)$, so

$$\begin{aligned} \xi(-A) &= \max_{\|\mathbf{Z}\| \neq 0} \left[\frac{\mathbf{Z}^\top (-(V^\top V)A(V^\top V) - (V^\top V)A^\top(V^\top V))\mathbf{Z}}{2\mathbf{Z}^\top \mathbf{Z}} \right] \\ &= \max_{\|\mathbf{Z}\| \neq 0} \left[\frac{(\mathbf{Z}^\top V^\top)(-L - L^\top)(V\mathbf{Z})}{2(\mathbf{Z}^\top V^\top)(V\mathbf{Z})} \right] \\ &= \max_{\mathbf{x} \neq 0, \mathbf{x} \perp \mathbf{1}} \left[\frac{\mathbf{X}^\top (-L - L^\top)\mathbf{X}}{2\mathbf{X}^\top \mathbf{X}} \right] \\ &= - \min_{\mathbf{x} \neq 0, \mathbf{x} \perp \mathbf{1}} \left[\frac{\mathbf{X}^\top (L + L^\top)\mathbf{X}}{2\mathbf{X}^\top \mathbf{X}} \right] \\ &= - \min_{\mathbf{x} \neq 0, \mathbf{x} \perp \mathbf{1}} \left[\frac{\mathbf{X}^\top L\mathbf{X}}{\mathbf{X}^\top \mathbf{X}} \right] \\ &= -f(L). \end{aligned}$$

That concludes the proof. \square

In what follows, we refer to $\xi(-A)$ in Eq. (22) as either the reactivity of the dynamics in Eq. (21) or the transverse reactivity of the consensus dynamics in Eq. (2), interchangeably.

Corollary 1. *The instantaneous rate of growth of the transverse consensus dynamics in Eq. (21) is greater or equal to the asymptotic rate of growth, i.e., $\xi(-A) \geq \alpha(-A)$.*

Proof. The relation $\xi(-A) \geq \alpha(-A)$ is obtained by placing $M = -A$ in Theorem 1. \square

To illustrate the relation $\xi(-A) \geq \alpha(-A)$, we provide a numerical example of stable and unstable dynamics. First, we randomly generate the proper Laplacian matrix

$$L = \begin{bmatrix} 1 & -1 & 0 & 0 & 0 \\ 0 & 1 & 0 & 0 & -1 \\ -1 & -1 & 2 & 0 & 0 \\ 0 & 0 & 0 & 0 & 0 \\ 0 & 0 & 0 & -1 & 1 \end{bmatrix} \quad (23)$$

with all eigenvalues with non-negative real-part and only one zero eigenvalue. The matrix A in Eq. (21) corresponding to the Laplacian matrix L in (23) is

$$A = \begin{bmatrix} 1.5427 & -0.1809 & 0.2337 & -0.9045 \\ -0.1483 & 2.1281 & 0.5427 & 0.4045 \\ 0.5427 & -0.1809 & 0.2337 & 0.0955 \\ 0.5427 & -0.1809 & -0.7663 & 1.0955 \end{bmatrix}. \quad (24)$$

Here, $\xi(-A) = -0.0250 \geq \alpha(-A) = -1$. We simulate Eq. (21) from the initial condition $\mathbf{Z}(0) = [-0.2187, -0.1115, 0.9320, 0.2667]$ and plot the norm of the transverse perturbation $\|\mathbf{Z}(t)\|$ in Fig. 6 A the in log scale. As evident by the slope of $\|\mathbf{Z}(t)\|$ vs t , the transient rate of decay $\xi(-A)$ is larger than the asymptotic rate of decay $\alpha(-A)$.

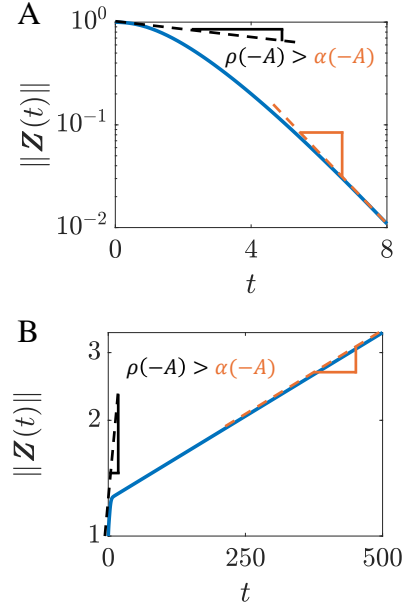


FIG. 6. Transverse consensus dynamics of A: stable dynamics, and B: unstable dynamics from Eq. (21). The y axis in both plots is in the log scale, so the slopes of the curves show the rate of growth/decay. In both panels, the transient rate of growth/decay $\xi(-A)$ is greater than the asymptotic rate of growth/decay $\alpha(-A)$.

Next, we add an adversarial agent to the above Laplacian matrix with a budget $-c = -0.001$ and obtain

$$L_{aug} = \begin{bmatrix} 1 & -1 & 0 & 0 & 0 & 0 \\ 0 & 1 & 0 & 0 & -1 & 0 \\ -1 & -1 & 2 & 0 & 0 & 0 \\ 0 & 0 & 0 & -0.001 & 0 & 0.001 \\ 0 & 0 & 0 & -1 & 1 & 0 \\ 0 & 0 & 0 & 0.001 & 0 & -0.001 \end{bmatrix} \quad (25)$$

which has mixed signed real-part eigenvalues. For the Laplacian matrix (25), the corresponding matrix A_{aug} in Eq. (21) is

$$A_{aug} = \begin{bmatrix} 1.4923 & -0.1527 & 0.2024 & -0.9160 & 0.0840 \\ -0.2178 & 2.1372 & 0.4923 & 0.3739 & 0.3739 \\ 0.4923 & -0.1527 & 0.2014 & 0.0840 & 0.0850 \\ 0.4923 & -0.1527 & -0.7976 & 1.0840 & 0.0840 \\ 0.4923 & -0.1527 & 0.2034 & 0.0840 & 0.0830 \end{bmatrix}. \quad (26)$$

Here, $\xi(-A_{aug}) = 0.0874 \geq \alpha(-A_{aug}) = 0.002$. We simulate Eq. (21) from the initial condition $\mathbf{Z}(0) = [0.1202, 0.1937, 0.1545, 0.8538, 0.4418]$ and plot the norm of the transverse perturbation $\|\mathbf{Z}(t)\|$ in Fig. 6 B in the log scale. As evident by the slope of $\|\mathbf{Z}(t)\|$ vs t , the transient rate of decay $\xi(-A)$ is larger than the asymptotic rate of decay $\alpha(-A)$.

B. Proof of Proposition 1

Given the possibly asymmetric Laplacian L and the budget $-c < 0$, we solve

$$\min_{\mathbf{b}, \mathbf{x}} \mathbf{x}^\top \left(V^\top \frac{L_{aug}^b + L_{aug}^{b^\top}}{2} V \right) \mathbf{x} \quad (27a)$$

$$\text{subject to } \mathbf{x}^\top \mathbf{x} = 1, \quad (27b)$$

$$L_{aug}^b = \begin{bmatrix} L + \text{diag}(\mathbf{b}) & -\mathbf{b} \\ -\mathbf{b}^\top & -c \end{bmatrix}, \quad (27c)$$

$$b_i \leq 0, \quad \forall i = 1, \dots, N, \quad (27d)$$

$$\sum_{i=1}^N b_i = -c. \quad (27e)$$

First, we set $\mathbf{y} := V\mathbf{x}$ which also implies $\mathbf{1}^\top \mathbf{y} = 0$ and rewrite the optimization in \mathbf{y} and \mathbf{b} :

$$\min_{\mathbf{b}, \mathbf{y}} \mathbf{y}^\top \frac{L_{aug}^b + L_{aug}^{b^\top}}{2} \mathbf{y} \quad (28a)$$

$$\text{subject to } \mathbf{y}^\top \mathbf{y} = 1, \quad (28b)$$

$$\mathbf{1}^\top \mathbf{y} = 0, \quad (28c)$$

$$L_{aug}^b = \begin{bmatrix} L + \text{diag}(\mathbf{b}) & -\mathbf{b} \\ -\mathbf{b}^\top & -c \end{bmatrix}, \quad (28d)$$

$$b_i \leq 0, \quad \forall i = 1, \dots, N, \quad (28e)$$

$$\sum_{i=1}^N b_i = -c. \quad (28f)$$

In the above optimization, we set $\mathbf{y} =: [\mathbf{y}_r^\top, y_{N+1}]^\top$ and $\mathbf{y}_r^\top = [y_1, y_2, \dots, y_N]^\top \in \mathbb{R}^N$, i.e., we separate the last entry of the vector \mathbf{y} from the remaining entries. We also assume $y_i \neq y_j, \forall i \neq j, i = 2, \dots, N, j = 2, \dots, N$. The objective function is

$$\begin{aligned} \mathbf{y}^\top \frac{L_{aug}^b + L_{aug}^{b^\top}}{2} \mathbf{y} &= -y_{N+1}^2 c + \mathbf{y}_r^\top \frac{L + L^\top}{2} \mathbf{y}_r \\ &\quad - 2y_{N+1} \mathbf{y}_r^\top \mathbf{b} + \mathbf{y}_r^\top \text{diag}(\mathbf{b}) \mathbf{y}_r. \end{aligned} \quad (29)$$

The two terms $-2y_{N+1} \mathbf{y}_r^\top \mathbf{b} + \mathbf{y}_r^\top \text{diag}(\mathbf{b}) \mathbf{y}_r$ in the above equation that explicitly depend on \mathbf{b} are written as

$$\begin{aligned} -2y_{N+1} \mathbf{y}_r^\top \mathbf{b} + \mathbf{y}_r^\top \text{diag}(\mathbf{b}) \mathbf{y}_r &= \sum_{i=1}^N -2y_{N+1} y_i b_i + \sum_{i=1}^N y_i^2 b_i \\ &= \sum_{i=1}^N (y_i^2 - 2y_{N+1} y_i) b_i \\ &=: \sum_{i=1}^N \beta_i b_i \end{aligned} \quad (30)$$

where $\beta_i = y_i^2 - 2y_{N+1} y_i$, $i = 1, 2, \dots, N$. Since these two terms in the objective function depend linearly on

\mathbf{b} and $\sum_j b_j = -c$ and $b_j \leq 0, \forall j$, thus one focuses all budget on the node with the maximum β_i , i.e., $b_{i^*} = -c$, $b_j = 0, \forall j \neq i^*$, and $i^* = \arg \max_i \beta_i$. That concludes the proof. \square

We remark that Proposition 1 simply predicts under generic assumptions the particular structure of b^* , the optimal b , namely that all the entries of b^* will be zero except for one, but it does not predict which one.

C. Proof of Proposition 2

We evaluate the algebraic connectivity using (6) and take the vector $\mathbf{X}_0 = [N, -1, -1, \dots, -1]^\top$ such that its entries sum to 0. Evaluating the Rayleigh quotient for L_{aug} from (4) and \mathbf{X}_0 yields

$$f \leq \frac{\mathbf{X}_0^\top L_{aug} \mathbf{X}_0}{\mathbf{X}_0^\top \mathbf{X}_0} = -\frac{(N+1)^2 c}{N^2 + N} \leq 0.$$

Thus $f \leq 0$. \square

D. Proof of Proposition 3

Given the possibly asymmetric Laplacian L and the budget $-c < 0$, we solve

$$\min_{\mathbf{b}, \mathbf{x}} \mathbf{x}^\top \left(V^\top \frac{L_{aug}^u + L_{aug}^{u^\top}}{2} V \right) \mathbf{x} \quad (31a)$$

$$\text{subject to } \mathbf{x}^\top \mathbf{x} = 1, \quad (31b)$$

$$L_{aug}^u = \begin{bmatrix} L + \text{diag}(\mathbf{b}) & -\mathbf{b} \\ \mathbf{0}^\top & 0 \end{bmatrix}, \quad (31c)$$

$$b_i \leq 0, \quad \forall i = 1, \dots, N, \quad (31d)$$

$$\sum_{i=1}^N b_i = -c. \quad (31e)$$

First, we set $\mathbf{y} := V\mathbf{x}$ which also implies $\mathbf{1}^\top \mathbf{y} = 0$ and rewrite the optimization in \mathbf{y} and \mathbf{b} :

$$\min_{\mathbf{b}, \mathbf{y}} \mathbf{y}^\top \frac{L_{aug}^u + L_{aug}^{u^\top}}{2} \mathbf{y} \quad (32a)$$

$$\text{subject to } \mathbf{y}^\top \mathbf{y} = 1, \quad (32b)$$

$$\mathbf{1}^\top \mathbf{y} = 0, \quad (32c)$$

$$L_{aug}^u = \begin{bmatrix} L + \text{diag}(\mathbf{b}) & -\mathbf{b} \\ \mathbf{0}^\top & 0 \end{bmatrix}, \quad (32d)$$

$$b_i \leq 0, \quad \forall i = 1, \dots, N, \quad (32e)$$

$$\sum_{i=1}^N b_i = -c. \quad (32f)$$

In the above optimization, we set $\mathbf{y} =: [\mathbf{y}_r^\top, y_{N+1}]^\top$ and $\mathbf{y}_r^\top = [y_1, y_2, \dots, y_N]^\top \in \mathbb{R}^N$, i.e., we separate the last entry of the vector \mathbf{y} from the remaining entries. We also

assume $y_i \neq y_j, \forall i \neq j, i = 2, \dots, N, j = 2, \dots, N$. The objective function is

$$\mathbf{y}^\top \frac{L_{aug}^u + L_{aug}^{u\top}}{2} \mathbf{y} = -y_{N+1} \mathbf{y}_r^\top \mathbf{b} + \mathbf{y}_r^\top \frac{L + L^\top}{2} \mathbf{y}_r + \mathbf{y}_r^\top \text{diag}(\mathbf{b}) \mathbf{y}_r \quad (33)$$

The two terms $-y_{N+1} \mathbf{y}_r^\top \mathbf{b} + \mathbf{y}_r^\top \text{diag}(\mathbf{b}) \mathbf{y}_r$ in the above equation that explicitly depend on \mathbf{b} are written as

$$\begin{aligned} -y_{N+1} \mathbf{y}_r^\top \mathbf{b} + \mathbf{y}_r^\top \text{diag}(\mathbf{b}) \mathbf{y}_r &= \sum_{i=1}^N -y_{N+1} y_i b_i + \sum_{i=1}^N y_i^2 b_i \\ &= \sum_{i=1}^N (y_i^2 - y_{N+1} y_i) b_i \\ &=: \sum_{i=1}^N \beta_i b_i \end{aligned} \quad (34)$$

where $\beta_i = y_i^2 - y_{N+1} y_i, i = 1, 2, \dots, N$. Since these two terms in the objective function depend linearly on \mathbf{b} and $\sum_j b_j = -c$ and $b_j \leq 0, \forall j$, thus one focuses all budget on the node with the maximum β_i , i.e., $b_{i^*} = -c, b_j = 0, \forall j \neq i^*$, and $i^* = \arg \max_i \beta_i$. That concludes the proof. \square

E. Proof of Proposition 4

We evaluate the algebraic connectivity using (6) and take the vector $\mathbf{X}_0 = [N, -1, -1, \dots, -1]^\top$ such that its entries sum to 0. Evaluating the Rayleigh quotient for L_{aug} from (5) and \mathbf{x}_0 yields

$$f \leq \frac{\mathbf{X}_0^\top L_{aug} \mathbf{X}_0}{\mathbf{X}_0^\top \mathbf{X}_0} = -\frac{(N+1)c}{N^2 + N} \leq 0.$$

Thus $f \leq 0$, and the proof is complete. \square

F. Digraphs with an Unidirectional Connection

Here we use matrix perturbation theory⁶ to predict the changes in the eigenvalues of a given matrix A_0 subject to a small perturbation ϵA_1 , i.e., $\Lambda_\epsilon = \Lambda_0 + \epsilon \Lambda_1 + \epsilon^2 \Lambda_2 + \dots$ where Λ_ϵ is the estimated eigenvalues of the matrix $A_\epsilon = A_0 + \epsilon A_1$, Λ_0 is the exact eigenvalues of A_0 , and $\epsilon^k \Lambda_k, \forall k \geq 1$, are the k th order approximation of changes in the eigenvalues Λ_0 .

In the following, we focus on the case of directed networks, i.e., for which the matrix A_0 is asymmetric and set $k = 1$. Thus, $\Lambda_1 = \text{diag}(W_0^* A_1 V_0)$, where W_0 and V_0 are the matrices of the left and the right eigenvectors of A_0 such that $W_0^* V_0 = I$, and the superscript $*$ denotes conjugate transpose.

The limit of small c and unidirectional connection: In this case, we set $\epsilon = c$ and

$$A_0 = V^\top \frac{\tilde{L} + \tilde{L}^\top}{2} V, \quad A_1 = V^\top \frac{P_i + P_i^\top}{2} V \quad (35)$$

where

$$\tilde{L} = \begin{bmatrix} & & & & & & & 0 \\ & & & & & & & \vdots \\ & & & & & & & 0 \\ & & & L & & & & 0 \\ & & & & & & & 0 \\ & & & & & & & \vdots \\ & & & & & & & 0 \\ 0 & \dots & 0 & 0 & 0 & \dots & 0 & 0 \end{bmatrix}, \quad (36a)$$

$$P_i = \begin{bmatrix} 0 & \dots & 0 & 0 & 0 & \dots & 0 & 0 \\ \vdots & \ddots & \vdots & \vdots & \vdots & \ddots & \vdots & \vdots \\ 0 & \dots & 0 & 0 & 0 & \dots & 0 & 0 \\ 0 & \dots & 0 & -1 & 0 & \dots & 0 & 1 \\ 0 & \dots & 0 & 0 & 0 & \dots & 0 & 0 \\ \vdots & \ddots & \vdots & \vdots & \vdots & \ddots & \vdots & \vdots \\ 0 & \dots & 0 & 0 & 0 & \dots & 0 & 0 \\ 0 & \dots & 0 & 0 & 0 & \dots & 0 & 0 \end{bmatrix} \quad (36b)$$

where P_i has the entry -1 on the main diagonal on the i th position. The first order matrix perturbation theory is then

$$\begin{aligned} f_b &= f_0 + c \frac{df}{db} \\ &= \mathbf{v}_0^\top A_0 \mathbf{v}_0 + c \mathbf{v}_0^\top A_1 \mathbf{v}_0 \\ &= \mathbf{v}_0^\top V^\top \frac{\tilde{L} + \tilde{L}^\top}{2} V \mathbf{v}_0 + c \mathbf{v}_0^\top V^\top \frac{P_i + P_i^\top}{2} V \mathbf{v}_0 \\ &=: \mathbf{y}_0^\top \frac{\tilde{L} + \tilde{L}^\top}{2} \mathbf{y}_0 + c \mathbf{y}_0^\top \frac{P_i + P_i^\top}{2} \mathbf{y}_0 \\ &=: f_0 + c \mathbf{y}_0^\top \frac{P_i + P_i^\top}{2} \mathbf{y}_0 \end{aligned} \quad (37)$$

where $\mathbf{y}_0 := V \mathbf{v}_0$ and $\mathbf{y}_0^\top \left(\frac{\tilde{L} + \tilde{L}^\top}{2} \right) \mathbf{y}_0 = f_0$. Note that since the graph is balanced, the Laplacian matrix L has both row and column sums equal to zero. Also, considering the block diagonal structure of the matrix \tilde{L} results in having two zero eigenvalues, one corresponding to the eigenvector with all entries equal ones and the other eigenvalue $f_0 = 0$ corresponding to the eigenvector $\mathbf{y}_0 = \frac{1}{\sqrt{N(N+1)}} [1, 1, \dots, 1, -N] \in \mathbb{R}^{N+1}$.

We are interested in the change in the zero eigenvalue corresponding to the eigenvector \mathbf{y}_0 . It thus follows

$$f_b = f_0 + c \mathbf{y}_0^\top \frac{P_i + P_i^\top}{2} \mathbf{y}_0 = 0 + c(-0.1) = -0.1c. \quad (38)$$

The limit of large c and unidirectional connection: Here, we set $\epsilon = 1$ and

$$A_0 = c V^\top \frac{P_i + P_i^\top}{2} V = c V^\top P_i V, \quad A_1 = V^\top \frac{\tilde{L} + \tilde{L}^\top}{2} V \quad (39)$$

where the matrices P_i and \tilde{L} are defined in Eq. (36a). Now, the eigenvalue of interest is the most negative nonzero eigenvalue of $\frac{P_i + P_i^\top}{2}$ which is $f_0 = -\frac{\sqrt{2}+1}{2}$. The corresponding eigenvector is $\mathbf{y}_0^i = [0 \dots 0 \ \sqrt{2}+1 \ 0 \dots 0 \ -1]^\top$ where the i th and the last entry of this eigenvectors have nonzero elements. We set $\mathbf{y}_0^i = V\mathbf{v}_0^i$ as the effective vector for the first-order approximation of matrix perturbation theory. The first order change in the eigenvalue f_0 is $\mathbf{y}_0^{i\top} A_1 \mathbf{y}_0^i = \mathbf{y}_0^{i\top} \frac{\tilde{L} + \tilde{L}^\top}{2} \mathbf{y}_0^i = (3 + 2\sqrt{2})L_{ii} > 0$. Therefore, the perturbed eigenvalue after pinning node i is

$$f_b = f_0 + \epsilon \mathbf{y}_0^{i\top} A_1 \mathbf{y}_0^i = -\frac{\sqrt{2}+1}{2}c + (3 + 2\sqrt{2})L_{ii}. \quad (40)$$

G. Digraphs with a Bidirectional Connection

The limit of small c and bidirectional connection: all the derivations are similar to the case of unidirectional connection except for the matrix

$$P_i = \begin{bmatrix} 0 & \dots & 0 & 0 & 0 & \dots & 0 & 0 \\ \vdots & \ddots & \vdots & \vdots & \vdots & \ddots & \vdots & \vdots \\ 0 & \dots & 0 & 0 & 0 & \dots & 0 & 0 \\ 0 & \dots & 0 & -1 & 0 & \dots & 0 & 1 \\ 0 & \dots & 0 & 0 & 0 & \dots & 0 & 0 \\ \vdots & \ddots & \vdots & \vdots & \vdots & \ddots & \vdots & \vdots \\ 0 & \dots & 0 & 0 & 0 & \dots & 0 & 0 \\ 0 & \dots & 0 & 1 & 0 & \dots & 0 & -1 \end{bmatrix}. \quad (41)$$

This results in

$$f_b = f_0 + c \mathbf{y}_0^\top \frac{P_i + P_i^\top}{2} \mathbf{y}_0 = 0 + c(-1.1) = -1.1c. \quad (42)$$

The limit of large c and bidirectional connection: Here, we set $\epsilon = 1$ and

$$A_0 = cV^\top \frac{P_i + P_i^\top}{2} V = cV^\top P_i V, \quad A_1 = V^\top \frac{\tilde{L} + \tilde{L}^\top}{2} V \quad (43)$$

where the matrices P_i and \tilde{L} are defined in Eqs. (41) and (36a). Now, the eigenvalue of interest is the one and only nonzero eigenvalue of $V^\top P_i V$ which is $f_0 = -2$. Since V is a similarity transformation for N number of the eigenvalues, the matrix P_i has the same eigenvalue $f_0 = -2$ and the corresponding eigenvector is $\mathbf{y}_0^i = [0 \dots 0 \ -1/\sqrt{2} \ 0 \dots 0 \ 1/\sqrt{2}]^\top$ where the i th and the last entry of this eigenvectors have nonzero elements. We define $\mathbf{y}_0^i := V\mathbf{v}_0^i$ as the effective vector for the first-order approximation of matrix perturbation theory. The first order change in the eigenvalue f_0 is $\mathbf{y}_0^{i\top} A_1 \mathbf{y}_0^i = \mathbf{y}_0^{i\top} \frac{\tilde{L} + \tilde{L}^\top}{2} \mathbf{y}_0^i = L_{ii}/2 > 0$. Therefore, the perturbed eigenvalue after pinning node i is

$$f_b = f_0 + \epsilon \mathbf{y}_0^{i\top} A_1 \mathbf{y}_0^i = -2c + \frac{L_{ii}}{2}. \quad (44)$$

H. Proof of Mean-Slope Relation

We show this relation $\langle df/dc \rangle = -1/N$ in what follows. We emphasize that we proceed without introducing the assumption that the network is balanced. Based on first order perturbation theory, $df_i/dc = \mathbf{y}_0^\top \frac{P_i + P_i^\top}{2} \mathbf{y}_0$ where $\mathbf{y}_0 = V\mathbf{v}_0$ where \mathbf{v}_0 is eigenvector corresponding to the smallest eigenvalue of the matrix $V^\top \frac{\tilde{L} + \tilde{L}^\top}{2} V$ and the matrices P_i and \tilde{L} are defined in Eq. (36a). Note that \mathbf{y}_0 is in the range of the matrix V , resulting in the zero-sum of the entries of the vector \mathbf{y}_0 . It follows

$$\begin{aligned} \left\langle \frac{df}{dc} \right\rangle &= \frac{1}{N} \sum_{i=1}^N \frac{df_i}{dc} = \frac{1}{N} \mathbf{y}_0^\top \left(\sum_{i=1}^N \frac{P_i + P_i^\top}{2} \right) \mathbf{y}_0 \\ &=: \frac{1}{N} \mathbf{y}_0^\top (\bar{P}) \mathbf{y}_0, \end{aligned} \quad (45)$$

where the matrix \bar{P} has the following form

$$\bar{P} = \sum_{i=1}^N \frac{P_i + P_i^\top}{2} = \begin{bmatrix} -1 & & & \frac{1}{2} \\ & -1 & & \frac{1}{2} \\ & & \ddots & \vdots \\ & & & -1 & \frac{1}{2} \\ \frac{1}{2} & \frac{1}{2} & \dots & \frac{1}{2} & 0 \end{bmatrix}. \quad (46)$$

It follows that the matrix \bar{P} has $N-1$ eigenvalues which are equal to -1 and the corresponding eigenvectors have their sum of the entries equal to zero. This suggests that these eigenvectors form a basis for the vector \mathbf{y}_0 and thus, the product $\mathbf{y}_0^\top \bar{P} \mathbf{y}_0 = -1$. Therefore, $\langle df/dc \rangle = -1/N$. \square

DATA AVAILABILITY

All data generated or analyzed during this study are included in this published article (and its supplementary information files).

CODE AVAILABILITY

The source code for the numerical simulations presented in the paper will be made available upon request, as the code is not required to support the main results reported in the manuscript.

REFERENCES

- ¹S. Ahmadizadeh, I. Shames, S. Martin, and D. Nešić. On eigenvalues of laplacian matrix for a class of directed signed graphs. *Linear Algebra and its Applications*, 523:281–306, 2017.
- ²C. Altafini. Consensus problems on networks with antagonistic interactions. *IEEE Transactions on Automatic Control*, 58(4): 935–946, 2013. doi:10.1109/TAC.2012.2224251.

- ³O. Artime, M. Grassia, M. De Domenico, J. P. Gleeson, H. A. Makse, G. Mangioni, M. Perc, and F. Radicchi. Robustness and resilience of complex networks. *Nature Reviews Physics*, 6(2): 114–131, 2024.
- ⁴M. Asllani and T. Carletti. Topological resilience in non-normal networked systems. *Physical Review E*, 97(4):042302, 2018.
- ⁵M. Asllani, R. Lambiotte, and T. Carletti. Structure and dynamical behavior of non-normal networks. *Science Advances*, 4(12):eaau9403, 2018. doi:10.1126/sciadv.aau9403.
- ⁶B. Bamieh. A tutorial on matrix perturbation theory (using compact matrix notation), 2022. URL <https://arxiv.org/abs/2002.05001>.
- ⁷A.-L. Barabási and R. Albert. Emergence of scaling in random networks. *Science*, 286(5439):509–512, 1999. doi:10.1126/science.286.5439.509. URL <http://science.sciencemag.org/content/286/5439/509>.
- ⁸K. Bhatta, M. M. Hayat, and F. Sorrentino. Modal decomposition of the linear swing equation in networks with symmetries. *IEEE Transactions on Network Science and Engineering*, 8(3): 2482–2494, 2021.
- ⁹T. Biancalani, F. Jafarpour, and N. Goldenfeld. Giant amplification of noise in fluctuation-induced pattern formation. *Phys. Rev. Lett.*, 118:018101, Jan 2017. doi:10.1103/PhysRevLett.118.018101.
- ¹⁰S. Boccaletti, V. Latora, Y. Moreno, M. Chavez, and D.-U. Hwang. Complex networks: Structure and dynamics. *Physics reports*, 424(4-5):175–308, 2006.
- ¹¹S. S. Buchanan. *Cyber-attacks to industrial control systems since stuxnet: A systematic review*. Capitol Technology University, 2022.
- ¹²S. V. Buldyrev, R. Parshani, G. Paul, H. E. Stanley, and S. Havlin. Catastrophic cascade of failures in interdependent networks. *Nature*, 464(7291):1025–1028, Apr. 2010. ISSN 1476-4687.
- ¹³C. Castellano, S. Fortunato, and V. Loreto. Statistical physics of social dynamics. *Reviews of modern physics*, 81(2):591, 2009. doi:10.1103/RevModPhys.81.591. URL <https://journals.aps.org/rmp/abstract/10.1103/RevModPhys.81.591>.
- ¹⁴D. Centola. The spread of behavior in an online social network experiment. *science*, 329(5996):1194–1197, 2010.
- ¹⁵W. Chen, D. Wang, J. Liu, T. Başar, and L. Qiu. On spectral properties of signed laplacians for undirected graphs. In *2017 IEEE 56th Annual Conference on Decision and Control (CDC)*, pages 1999–2002, 2017. doi:10.1109/CDC.2017.8263941.
- ¹⁶Y. Q. Chen and Z. Wang. Formation control: a review and a new consideration. In *2005 IEEE/RSJ International Conference on Intelligent Robots and Systems*, pages 3181–3186, 2005.
- ¹⁷P. Crucitti, V. Latora, and M. Marchiori. Model for cascading failures in complex networks. *Phys. Rev. E*, 69:045104, Apr 2004.
- ¹⁸K. Deng, H. Zhao, and D. Li. Effect of node deleting on network structure. *Physica A: Statistical Mechanics and its Applications*, 379(2):714–726, 2007. ISSN 0378-4371.
- ¹⁹C. Duan, T. Nishikawa, D. Eroglu, and A. E. Motter. Network structural origin of instabilities in large complex systems. *Science Advances*, 8(28):1–12, 2022.
- ²⁰B. F. Farrell and P. J. Ioannou. Generalized stability theory. part i: Autonomous operators. *Journal of Atmospheric Sciences*, 53(14):2025 – 2040, 1996. doi:[https://doi.org/10.1175/1520-0469\(1996\)053<2025:GSTPIA>2.0.CO;2](https://doi.org/10.1175/1520-0469(1996)053<2025:GSTPIA>2.0.CO;2).
- ²¹M. Fiedler. Algebraic connectivity of graphs. *Czechoslovak mathematical journal*, 23(2):298–305, 1973.
- ²²K.-I. Goh, B. Kahng, and D. Kim. Universal Behavior of Load Distribution in Scale-Free Networks. *Physical Review Letters*, 87(27):278701, dec 2001. ISSN 0031-9007. doi:10.1103/PhysRevLett.87.278701.
- ²³M. Granovetter. Threshold models of collective behavior. *American journal of sociology*, 83(6):1420–1443, 1978.
- ²⁴E. Gudowska-Nowak, M. A. Nowak, D. R. Chialvo, J. K. Ochab, and W. Tarnowski. From Synaptic Interactions to Collective Dynamics in Random Neuronal Networks Models: Critical Role of Eigenvectors and Transient Behavior. *Neural Computation*, 32(2):395–423, 02 2020. ISSN 0899-7667. doi:10.1162/neco.a.01253.
- ²⁵E. J. Hearnshaw and M. M. Wilson. A complex network approach to supply chain network theory. *International Journal of Operations & Production Management*, 33(4):442–469, 2013.
- ²⁶G. Hennequin, T. P. Vogels, and W. Gerstner. Non-normal amplification in random balanced neuronal networks. *Phys. Rev. E*, 86:011909, Jul 2012. doi:10.1103/PhysRevE.86.011909.
- ²⁷S. Johnson. Digraphs are different: Why directionality matters in complex systems. *Journal of Physics: Complexity*, 1(1):015003, 2020.
- ²⁸J. Kunegis. KONECT – The Koblenz Network Collection. In *Proc. Int. Conf. on World Wide Web Companion*, pages 1343–1350, 2013. URL <http://dl.acm.org/citation.cfm?id=2488173>.
- ²⁹G. Lindmark and C. Altafini. Centrality measures and the role of non-normality for network control energy reduction. *IEEE Control Systems Letters*, 5(3):1013–1018, 2021. doi:10.1109/LCSYS.2020.3008325.
- ³⁰F. Morbidi. Functions of the laplacian matrix with application to distributed formation control. *IEEE Transactions on Control of Network Systems*, 9(3):1459–1467, 2022.
- ³¹A. E. Motter. Cascade control and defense in complex networks. *Physical Review Letters*, 93(9):98701, 2004. doi:10.1103/PhysRevLett.93.098701.
- ³²A. E. Motter and Y.-C. Lai. Cascade-based attacks on complex networks. *Phys. Rev. E*, 66:065102, Dec 2002.
- ³³R. Muolo, M. Asllani, D. Fanelli, P. K. Maini, and T. Carletti. Patterns of non-normality in networked systems. *Journal of Theoretical Biology*, 480:81–91, 2019. ISSN 0022-5193. doi:<https://doi.org/10.1016/j.jtbi.2019.07.004>.
- ³⁴R. Muolo, T. Carletti, J. P. Gleeson, and M. Asllani. Synchronization dynamics in non-normal networks: the trade-off for optimality. *Entropy*, 23(1):36, 2020.
- ³⁵R. Nartallo-Kaluarachchi, M. Asllani, G. Deco, M. L. Kringelbach, A. Goriely, and R. Lambiotte. Broken detailed balance and entropy production in directed networks. *Phys. Rev. E*, 110: 034313, Sep 2024.
- ³⁶A. Nazerian, D. Phillips, M. Frasca, and F. Sorrentino. The reactivity of discrete time systems. *IEEE Control Systems Letters*, 7:3657–3662, 2023. doi:10.1109/LCSYS.2023.3339093.
- ³⁷A. Nazerian, D. Phillips, H. A. Makse, and F. Sorrentino. Single-integrator consensus dynamics over minimally reactive networks. *IEEE Control Systems Letters*, 2023.
- ³⁸A. Nazerian, J. D. Hart, M. Lodi, and F. Sorrentino. The efficiency of synchronization dynamics and the role of network synchronicity. *Nature Communications*, 15(1):9003, 2024.
- ³⁹M. G. Neubert and H. Caswell. Alternatives to resilience for measuring the responses of ecological systems to perturbations. *Ecology*, 78(3):653–665, 1997. doi:[https://doi.org/10.1890/0012-9658\(1997\)078\[0653:ATRFMT\]2.0.CO;2](https://doi.org/10.1890/0012-9658(1997)078[0653:ATRFMT]2.0.CO;2).
- ⁴⁰T. Nishikawa and A. E. Motter. Comparative analysis of existing models for power-grid synchronization. *New Journal of Physics*, 17(1):015012, jan 2015. ISSN 1367-2630.
- ⁴¹J. D. O’Brien, K. A. Oliveira, J. P. Gleeson, and M. Asllani. Hierarchical route to the emergence of leader nodes in real-world networks. *Physical Review Research*, 3(2):023117, 2021.
- ⁴²K.-K. Oh, M.-C. Park, and H.-S. Ahn. A survey of multi-agent formation control. *Automatica*, 53:424–440, 2015.
- ⁴³R. Olfati-Saber, J. A. Fax, and R. M. Murray. Consensus and cooperation in networked multi-agent systems. *Proceedings of the IEEE*, 95(1):215–233, 2007. doi:10.1109/JPROC.2006.887293.
- ⁴⁴G. A. Pagani and M. Aiello. The power grid as a complex network: a survey. *Physica A: Statistical Mechanics and its Applications*, 392(11):2688–2700, 2013.
- ⁴⁵F. Pasqualetti, F. Dorfler, and F. Bullo. Attack Detection and Identification in Cyber-Physical Systems. *IEEE Transactions on Automatic Control*, 58(11):2715–2729, nov 2013. ISSN 0018-9286.

- ⁴⁶R. Pastor-Satorras and A. Vespignani. Epidemic spreading in scale-free networks. *Physical review letters*, 86(14):3200, 2001.
- ⁴⁷L. M. Pecora and T. L. Carroll. Master stability functions for synchronized coupled systems. *Physical review letters*, 80(10):2109, 1998. doi:10.1103/PhysRevLett.80.2109. URL <https://journals.aps.org/prl/abstract/10.1103/PhysRevLett.80.2109>.
- ⁴⁸W. Ren, R. W. Beard, and E. M. Atkins. Information consensus in multivehicle cooperative control. *IEEE Control systems magazine*, 27(2):71–82, 2007.
- ⁴⁹B. Requião da Cunha, J. C. González-Avella, and S. Gonçalves. Fast fragmentation of networks using module-based attacks. *PLoS one*, 10(11):e0142824, 2015.
- ⁵⁰S. Tang and S. Allesina. Reactivity and stability of large ecosystems. *Frontiers in Ecology and Evolution*, 2, 2014. ISSN 2296-701X. doi:10.3389/fevo.2014.00021.
- ⁵¹L. N. Trefethen. Pseudospectra of matrices. *Numerical analysis*, 91:234–266, 1991.
- ⁵²J. Wang and M. Xin. Integrated optimal formation control of multiple unmanned aerial vehicles. *IEEE Transactions on Control Systems Technology*, 21(5):1731–1744, 2013.
- ⁵³Y. Wang, Y. Yue, M. Shan, L. He, and D. Wang. Formation reconstruction and trajectory replanning for multi-uav patrol. *IEEE/ASME Transactions on Mechatronics*, 26(2):719–729, 2021.
- ⁵⁴C. W. Wu. *Synchronization in complex networks of nonlinear dynamical systems*. World scientific, 2007.
- ⁵⁵Y. Yang, Y. Xiao, and T. Li. A survey of autonomous underwater vehicle formation: Performance, formation control, and communication capability. *IEEE Communications Surveys & Tutorials*, 23(2):815–841, 2021.
- ⁵⁶X. Yu and R. Su. Decentralized circular formation control of nonholonomic mobile robots under a directed sensor graph. *IEEE Transactions on Automatic Control*, 68(6):3656–3663, 2022.
- ⁵⁷H. Zhang, F. L. Lewis, and A. Das. Optimal design for synchronization of cooperative systems: state feedback, observer and output feedback. *IEEE Transactions on Automatic Control*, 56(8):1948–1952, 2011.

ACKNOWLEDGEMENTS

FS acknowledges support from grants AFOSR FA9550-24-1-0214 and Oak Ridge National Laboratory 006321-00001A. MA acknowledges funding support from FSU CRS-SEED program, ‘Structure and Dynamics of Non-Normal Networks.’ HAM acknowledges funding from NSF-HNDS Grant 2214217.

AUTHOR CONTRIBUTIONS

AN worked on the theory and numerical simulations. ST worked on the numerical simulations and the figures. MA worked on the theory and contributed to writing the paper. DP and HAM provided essential input and guidance. FS worked on the theory and supervised the research.

COMPETING INTERESTS STATEMENT

The authors declare no competing interests