

LiSA: Leveraging Link Recommender to Attack Graph Neural Networks via Subgraph Injection

Wenlun Zhang
Keio University
Kanagawa, Japan
wenlun_zhang@keio.jp

Enyan Dai
Hong Kong University of Science and
Technology (Guangzhou)
Guangzhou, China
enyandai@hkust-gz.edu.cn

Kentaro Yoshioka
Keio University
Kanagawa, Japan
kyoshioka47@keio.jp

ABSTRACT

Graph Neural Networks (GNNs) have demonstrated remarkable proficiency in modeling data with graph structures, yet recent research reveals their susceptibility to adversarial attacks. Traditional attack methodologies, which rely on manipulating the original graph or adding links to artificially created nodes, often prove impractical in real-world settings. This paper introduces a novel adversarial scenario involving the injection of an isolated subgraph to deceive both the link recommender and the node classifier within a GNN system. Specifically, the link recommender is misled to propose links between targeted victim nodes and the subgraph, encouraging users to unintentionally establish connections and that would degrade the node classification accuracy, thereby facilitating a successful attack. To address this, we present the LiSA framework, which employs a dual surrogate model and bi-level optimization to simultaneously meet two adversarial objectives. Extensive experiments on real-world datasets demonstrate the effectiveness of our method. Code is available at <https://github.com/Wenlun-Zhang/LiSA>.

CCS CONCEPTS

• Computing methodologies → Machine learning; • Security and privacy; • Networks;

KEYWORDS

Graph Neural Network, Adversarial Attack, Subgraph Injection Attack

ACM Reference Format:

Wenlun Zhang, Enyan Dai, and Kentaro Yoshioka. 2018. LiSA: Leveraging Link Recommender to Attack Graph Neural Networks via Subgraph Injection. In *Proceedings of Make sure to enter the correct conference title from your rights confirmation email (Conference acronym 'XX)*. ACM, New York, NY, USA, 11 pages. <https://doi.org/XXXXXXX.XXXXXXX>

1 INTRODUCTION

In recent years, the field of machine learning-based artificial intelligence has experienced exponential growth across various dynamic domains, including computer vision and natural language

processing. Graph Neural Networks (GNNs) [26], as a powerful deep learning algorithm, have shown remarkable proficiency in modeling graph-structured data. They have become indispensable in diverse applications such as social and traffic network analysis [19, 23], applied sciences [8, 12], and financial systems [16]. GNNs primarily operate on a message-passing mechanism that aggregates and integrates information from neighboring nodes into the target nodes [22]. This process of iterative information aggregation enables GNNs to effectively update node representations while incorporating the structural properties. Additionally, through the computation of node embeddings as an encoder and the careful construction of a decoder, GNNs can effectively approximate the adjacency matrix of a graph, solidifying their importance as a vital element in link prediction tasks [24].

On the flip side, the powerful message-passing mechanism of GNNs also brings its share of challenges and limitations. Malicious attackers can intentionally perturb the graph structure and features. Such deliberately tampered information can propagate among nodes, leading to a degraded performance of GNNs [1, 2, 6, 17, 28, 29]. Recognizing the importance of designing trustworthy GNNs, investigating various attack methods has become an essential initial undertaking [5]. Consequently, there is a growing focus on adversarial attacks targeting GNNs within academic and industrial communities. Among these, manipulation attacks [28] have been demonstrated to be particularly effective. These attacks involve adding or deleting edges, or modifying node features in the original graph, all within a constrained budget.

Nonetheless, adversaries frequently encounter practical hurdles when attempting to manipulate these data, as it usually requires direct access to the backend data, a task that is not easily achievable. On the other hand, node injection attacks (NIAs) [13, 14, 27] present a more feasible approach. Such attacks degrade classification performance by introducing malicious nodes linked to target nodes, spreading harmful attributes. Within citation networks, adversaries may craft counterfeit papers and insert references to target papers, ultimately causing them to be misclassified. This kind of emerging attack method have demonstrated high success rates and are increasingly seen as a more practical method in real-world scenarios. Injecting fake nodes is often more feasible than modifying data on existing nodes, making these techniques particularly insidious.

There is no doubt about the practicality and remarkable effectiveness of NIAs. Nevertheless, current research often focuses on ideal conditions, which implies that adversaries can freely establish connections between target nodes and injected fake nodes. However, this assumption does not universally hold across various applications. Especially in applications where security is critical,

Permission to make digital or hard copies of all or part of this work for personal or classroom use is granted without fee provided that copies are not made or distributed for profit or commercial advantage and that copies bear this notice and the full citation on the first page. Copyrights for components of this work owned by others than the author(s) must be honored. Abstracting with credit is permitted. To copy otherwise, or republish, to post on servers or to redistribute to lists, requires prior specific permission and/or a fee. Request permissions from permissions@acm.org.

Conference acronym 'XX, June 03–05, 2018, Woodstock, NY

© 2018 Copyright held by the owner/author(s). Publication rights licensed to ACM.

ACM ISBN 978-1-4503-XXXX-X/18/06

<https://doi.org/XXXXXXX.XXXXXXX>

like social networks, fake users who connect with the target user can subtly alter the ground truth label of the target user, leading to targeted advertising. However, it is not certain that target users will approve connection request with fake accounts. Thus, evaluating these attack models under the assumption of cost-free linking can be misleading, potentially leading to an overestimation of the attack outcomes. These concerns highlighted above have motivated us to focus on enhancing the likelihood of adversaries successfully linking fake nodes to the target nodes. Given the prevalence of link recommendation algorithms within GNN-based applications, we explore the potential to exploit these link recommenders to facilitate malicious link formation. The proposed subgraph injection attack (SIA) scenario is shown in Fig. 1. Our method does not manually add edges between target victim nodes and the aggressor fake nodes. Instead, it deceives the link recommender of GNN into actively initiating links formation. Once these links are established, the classification performance on the target victim nodes suffers a considerable decline, ultimately enabling a successful attack. This novel approach to adversarial attacks is crucial for real-world applications yet remains largely unexplored. Moreover, the uncertain feasibility of attacking multiple GNN models simultaneously poses a significant challenge in solving this problem.

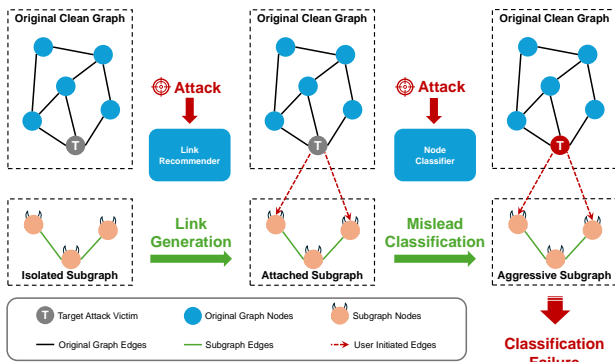


Figure 1: SIA scenario via link recommender.

In this work, we investigate a unique SIA scenario, which injects an isolated subgraph to deceive both the link recommender and the node classifier in a GNN simultaneously. Specifically, it aims to mislead the link recommender into creating adversarial links from targeted victim nodes to the subgraph, thereby undermining the accuracy of node classification. Our contributions in this study are outlined as follows:

- We explore an innovative attack scenario utilizing the link recommender to compromise the node classification accuracy within a GNN.
- We introduce Link Recommender-Subgraph Injection Attack (LiSA), a pioneering framework crafted to effectively generate subgraphs by employing a dual surrogate model and bi-level optimization.
- Through rigorous experimentation on diverse real-world datasets, we validate the effectiveness and applicability of our proposed methodologies.

2 RELATED WORKS

2.1 Graph Neural Networks

GNNs have emerged as a powerful tool for extracting insights from graph-structured data, serving crucial roles in tasks such as node classification and link prediction. Among these, the Graph Convolutional Network (GCN) [10] stands out for node classification tasks. GCN employs a localized first-order approximation of spectral graph convolutions, facilitating the efficient learning of node representations that capture the underlying structure of the graph. Simplifying this further, Simple Graph Convolution (SGC) [18] reduces complexity and parameter count by merging convolution and linear transformation into a single operation. Additionally, GraphSAGE [7] has become notable for its capability to generate node embeddings by sampling and aggregating features from the local neighborhood of a node, demonstrating proficiency in handling large-scale graphs. In the domain of link prediction, both Graph Autoencoder (GAE) and its variant, Variational Graph Autoencoder (VGAE), have shown considerable efficacy [9]. GAE focuses on learning low-dimensional node representations to reconstruct adjacency matrix of a graph, thereby predicting missing links. VGAE expands on this by integrating a variational autoencoder framework, introducing a probabilistic modeling of latent variable distributions. This enhances the accuracy and robustness of link prediction models by capturing the inherent uncertainty in graph structures.

2.2 Adversarial Attacks on Graph Neural Networks

Adversarial attacks on GNNs aim to exploit model vulnerabilities, resulting in errors or inaccurate predictions. These attacks are generally categorized into evasion, poisoning, and backdoor attacks, each characterized by distinct methodologies and consequences.

Evasion attacks occur during the test phase, where adversaries manipulate the input graph data to lead the GNN to make incorrect predictions [21, 27, 28]. These manipulations could involve strategic alterations in the graph structure or node features, significantly affecting the performance of the GNN. The stealth of evasion attacks, which do not require changes to the trained model, makes them particularly challenging to detect. Following evasion attacks, poisoning attacks are conducted during the training phase of the GNN. In this scenario, attackers inject the training set with crafted data [6, 13], either by adding, deleting edges, or modifying nodes, thereby maliciously altering the data. These alterations subtly distort the training process, leading the model to unwittingly integrate these adversarial modifications. The performance of a model consequently deteriorates, introducing specific errors or biases, undermining its reliability and accuracy. Lastly, backdoor attacks are implemented by inserting hidden triggers in the GNN during its training phase [4, 20, 25]. When activated in new data, these triggers cause the model to generate incorrect results, while maintaining normal functionality under standard conditions. This makes backdoor attacks particularly deceptive.

However, none of the existing attack methods can fully demonstrate their capabilities in practical scenarios. Attackers do not have the capability to modify the original graph in evasion and poisoning attacks. Even with the utilization of relatively accessible

malicious injection techniques in these attack types, the failure to generate links immediately undermines the attack, leading to a considerable degradation in their efficacy. Therefore, we propose leveraging another fundamental component of a GNN system: the link recommender. By incorporating the link recommender, we aim to facilitate the generation of links between the target victim and injected malicious nodes. This integration enhances the likelihood of establishing connections between the aggressor subgraph and the target victim nodes, consequently leading to a higher success rate of practical attacks.

3 PRELIMINARIES

In this section, we begin by introducing the notations used in this paper. Subsequently, we lay the groundwork by outlining the fundamental concepts of node classification and link prediction tasks in GNNs. Building upon this foundation, we then elaborate on the threat model and problem formulation related to the specific attack scenario of the SIA, thereby establishing the basis for our subsequent analysis. For preliminary analysis, we investigate a heuristic technique known as GraphCopy to assess the viability of the proposed SIA scenario and establish a foundational benchmark.

3.1 Notations

We define the original graph as $G_o = (A_o, F_o)$, with adjacency matrix $A_o \in \mathbb{R}^{N_o \times N_o}$ and feature matrix $F_o \in \mathbb{R}^{N_o \times D}$. The target victim nodes, $v_t \in V$, are selected for the attack. An isolated subgraph, denoted as $G_s = (A_s, F_s)$, is injected, forming the poisoned graph $G_p = (A_p, F_p)$:

$$A_p = \begin{bmatrix} A_o & 0 \\ 0 & A_s \end{bmatrix}, \quad F_p = \begin{bmatrix} F_o \\ F_s \end{bmatrix} \quad (1)$$

where $A_p \in \mathbb{R}^{(N_o+N_s) \times (N_o+N_s)}$ and $F_p \in \mathbb{R}^{(N_o+N_s) \times D}$ is the adjacency matrix and features of the poisoned graph.

3.2 GNN for Node Classification

The objective of node classification in GNNs is to predict the category of a node using its features and the surrounding graph structure. Consider a graph $G = (V, E)$, where V and E represent nodes and edges, respectively. Each node $v \in V$ is associated with a feature vector \mathbf{x}_v . The nodes aggregate information from their neighbors, expressed as:

$$\mathbf{h}_v^{(l+1)} = \text{AGGREGATE}^{(l)}(\{\mathbf{h}_u^{(l)} : u \in \mathcal{N}(v)\}) \quad (2)$$

Here, $\mathbf{h}_v^{(l)}$ denotes the feature representation of node v at layer l , and $\mathcal{N}(v)$ represents the neighbors of v . The aggregated features undergo a transformation through a neural network layer, and the outputs of the final layer are utilized for node classification:

$$\hat{y}_v = f(\mathbf{h}_v^{(L)}) \quad (3)$$

where f denotes the activation function, \hat{y}_v the predicted label for node v , and L the final layer.

3.3 GNN for Link Prediction

Link prediction in GNNs focuses on assessing the probability of an edge existing between two nodes in a graph. Initially, the model

generates feature representations for each node, then a linking score is decoded for each possible edge and consequently transformed into probabilities using a sigmoid function:

$$p_{uv} = \sigma(\mathbf{z}_u^T \cdot \mathbf{z}_v) \quad (4)$$

where \mathbf{z}_u and \mathbf{z}_v denote the representations of node u and v obtained by the GNN encoder, and p_{uv} represents the probability of an edge existing between nodes u and v .

3.4 Threat Model and Problem Formulation

Attacker's Goal. The objective of the adversary is to deceive both the link recommender, conceptualized as a form of link prediction model, and the node classifier simultaneously in a GNN system. This is achieved through the strategic injection of a deliberately crafted subgraph, which will mislead the link prediction model to form connections with the target nodes, thereby influencing classification accuracy thereafter.

Attacker's Knowledge and Capability. Attackers lack specific knowledge regarding the GNN models employed, including the particular type of link prediction and node classification model utilized within the system. Nevertheless, attackers possess access to the original attributed graph as well as a restricted set of training and validation labels. Attackers are capable of introducing an isolated subgraph to the original graph. However, any alteration to the original graph or establishment of connections between the original graph and the subgraph is strictly prohibited. Additionally, the features and node degrees of the subgraph must closely resemble those of the original graph to maintain inconspicuousness.

Problem. We assume the presence of a link recommender f_ϕ in the GNN, utilizing a subset of edges from core users in the original graph to suggest connections, relying on the highest linking score as determined by Eq. 4. This results in an updated graph G_r , with:

$$G_r = (\hat{A}, F_p), \quad \hat{A} = f_\phi(G_p) \quad (5)$$

The SIA strategically generates adversarial edges between the target victim nodes and the isolated subgraph, updating the adjacency matrix to:

$$\hat{A} = \begin{bmatrix} A_o & A_l \\ A_l^T & A_s \end{bmatrix} \quad (6)$$

Here, $A_l \in \mathbb{R}^{N_s \times N_o}$ represents the edges generated via link recommender, and the rank of A_l increases from zero, which indicates that some adversarial edges have been generated successfully. Finally, the node classification model f_θ provides predictions based on the updated graph:

$$\hat{y}_{v_t} = f_\theta(G_r) \quad (7)$$

where \hat{y}_{v_t} is the predicted class on target victim nodes. The ultimate objective of SIA is to compromise classification accuracy, making \hat{y}_{v_t} diverge from the ground truth labels.

3.5 Preliminary Analysis

At the outset of validating the proposed SIA scenario, we initiate its characterization employing a heuristic approach called GraphCopy. The core concept of GraphCopy focuses on creating a subgraph through a process that duplicates target nodes and their environmental surroundings, under the assumption that the message-passing mechanisms within GNNs would produce highly similar representations for these replicated structures:

$$G_s = \text{Copy}(\mathcal{N}_n(v_t)), \quad \mathcal{N}_n(v_t) = \{u \in V | \text{dist}(u, v_t) \leq n\} \quad (8)$$

Here, $\text{Copy}()$ is the replicating operation, $\mathcal{N}_n(v_t)$ represent the n -hop neighborhoods set on v_t , and $\text{dist}(u, v_t)$ gives the minimum distance between nodes u and v_t . Such similarity seemingly facilitates the formation of links between the original graph and subgraph. However, simply generating links does not achieve our primary goal of reducing the accuracy of node classification. To address this, we introduce a perturbation in the form of Gaussian noise to the node features of the duplicated subgraph:

$$\tilde{F}_s = F_s + \mathcal{N}(\mu, \sigma^2) \quad (9)$$

Here, \tilde{F}_s represents the duplicated subgraph features after a Gaussian perturbation $\mathcal{N}(\mu, \sigma^2)$, which aims to hinder the classification accuracy. By fine-tuning the number of hops and the intensity of perturbation, we can achieve a balance that facilitates link generation while reducing node classification accuracy, thereby achieving the adversarial objectives.

GraphCopy validates the feasibility of the SIA scenario and accomplishes the predetermined adversarial objectives. However, it faces two significant limitations that reduce its effectiveness and practicality in real-world scenarios. First, simply duplicating the graph and altering node features does not ensure a high success rate for adversarial attacks. Second, replicating the n -hop neighborhood of a target node leads to a subgraph size that increases quadratically with the node degree. For nodes with high degrees, the attack budget increase substantially, making GraphCopy impractical for use in dense or large-scale networks. The results of the attack are provided in Appendix A and will be analyzed in the following sections.

4 METHODOLOGY

In this section, we investigate an optimization-based approach for generating subgraphs to realize the SIA scenario. While extensive research has focused on targeting either node classification or link prediction models independently [15], the exploitation of the interaction between these two distinct model types to achieve an adversarial objective remains largely unexplored. Moreover, achieving dual adversarial goals within the SIA scenario presents significant technical challenges. Intuitively, generating links is more likely when there is a close resemblance in the node representations between the target victim nodes and the nodes of the aggressor subgraph, whereas a greater disparity in these representations increases the chances of the victim nodes being misclassified. As a result, a more deliberate subgraph optimization technique is essential to balance two conflicting objectives and identify the optimal

subgraph for SIA. To this end, we introduce the LiSA framework, as depicted in Fig. 2.

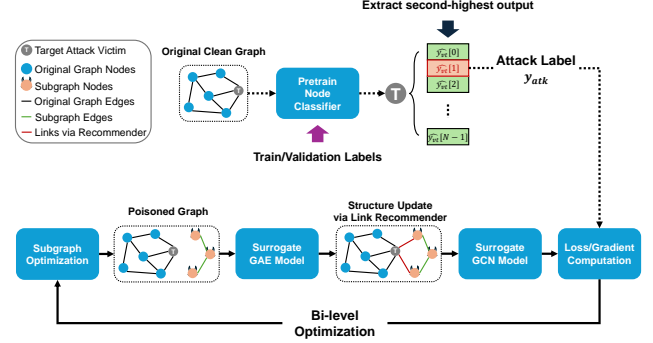


Figure 2: An overview of LiSA framework.

4.1 LiSA Framework

The LiSA framework is engineered to challenge the performance of two GNN models through a strategic deployment of dual-surrogate models for bi-level optimization in a black-box attack context. We select the GAE and GCN as the surrogate models for link prediction and node classification, aiming to refine the adjacency matrix and feature attributes of the subgraph to meet two critical optimization goals concurrently: (i) the generation of adversarial edges between the original graph and the subgraph via the link recommender, and (ii) negatively affect node classification performance on target victim nodes once they are connected to the subgraph. To navigate these objectives, the attack loss function of LiSA includes two terms, balanced by a factor α , to regulate the contribution of each model:

$$\mathcal{L}_{atk} = \mathcal{L}_{atk}^{cls}(G_r; \theta) + \alpha \mathcal{L}_{atk}^{link}(G_p; \phi) \quad (10)$$

The loss related to link prediction, \mathcal{L}_{atk}^{link} , is defined as a reconstruction loss with Q negative sampling, aiming to mislead the link predictor into establishing adversarial links a_{ij} between the original graph and the subgraph:

$$\mathcal{L}_{atk}^{link} = \mathcal{L}_{recon} = - \sum_{i \in V} \sum_{j \in V} \log \hat{a}_{ij} - \sum_{n=1}^Q \mathbb{E}_{v_n \sim P_n(v_i)} \log(1 - \hat{a}_{n i j}) \quad (11)$$

For the node classification, the attack loss, \mathcal{L}_{atk}^{cls} , seeks to reduce the chance of the target nodes being correctly classified by employing a cross-entropy loss with the attack label y_{atk} :

$$\mathcal{L}_{atk}^{cls} = - \sum_{v_t} y_{atk} \cdot \log(\hat{y}_{v_t}) \quad (12)$$

Notably, the approach begins by pretraining a node classifier using a limited label set, subsequently altering the top-2 output classes to define the attack labels [11]. This approach circumvents the traditional use of negative cross-entropy loss used in GradMax, which complicates the task of balancing the two objectives during subgraph training. The continuously increasing adversarial loss for

classification, \mathcal{L}_{atk}^{cls} , usually fails to maintain balance between these two loss terms. By giving precedence to the second-highest output class for the attack, we foster a more stable training environment. The attack label can also be switched to target a specific class for a label-targeted attack. The comprehensive training strategy is outlined as follows:

$$\begin{aligned} \min_{A_s, F_s} \quad & \mathcal{L}_{atk}^{cls}(G_r; \theta^*) + \alpha \mathcal{L}_{atk}^{link}(G_p; \phi^*) \\ \text{s.t.} \quad & \theta^* = \arg \min_{\theta} \mathcal{L}_{train}^{cls}(f_{\theta}(G_r)), \\ & \phi^* = \arg \min_{\phi} \mathcal{L}_{train}^{link}(f_{\phi}(G_p)). \end{aligned} \quad (13)$$

The method involves the simultaneous bi-level optimization of the two surrogate models, with optimizing space limited to the subgraph. It also ensures the node degree and features closely resemble those of the original graph, making the alterations difficult to detect.

4.2 Training Algorithm

The overall training algorithm of LiSA is shown in Algorithm 1. The training procedure for the subgraph involves a two-tiered process with inner and outer iterations. In the inner iterations, we simultaneously train surrogate models for link prediction and node classification to optimize model parameters, while the outer iterations optimize the subgraph by alternately updating its adjacency matrix and node features. The inherent complexity of graph-structured data means that changes to the edges can significantly impact node representation. This alternating update methodology is crucial, as simultaneous modifications to both the adjacency matrix and node features can lead to instability and challenges in achieving convergence.

4.2.1 Feature Optimization. The optimization process for refining the features within the subgraph employs a conventional approach that utilizes the principles of gradient descent through backpropagation. The goal is to adjust the node features in a manner that directly contributes to the two adversarial objectives. Each iteration of feature optimization is guided by the following update rule:

$$F_s = F_s - lr \cdot \nabla_{F_s} \mathcal{L}_{atk} \quad (14)$$

Here, lr stands for the learning rate, and the gradient of the attack loss with respect to the subgraph features, $\nabla_{F_s} \mathcal{L}_{atk}$, directs the update, ensuring that each adjustment supports the two adversarial goals. Adjusting the balance factor α in the attack loss is crucial for aligning the feature updates with the dual aims of the attack.

4.2.2 Structure Optimization. Optimizing the structure of the subgraph presents a more complex challenge compared to feature adjustments. Upon the initialization of subgraph, the total number of edges within it is fixed. To maintain this constant edge count during each iteration of structure optimization, we ensure that for every edge removed, a corresponding edge is added. This process is designed to preserve the integrity of the subgraph structure while aligning with our adversarial objectives. The approach to directing structural updates involves calculating a combined gradient of the adjacency matrix at the outset of each optimization cycle:

Algorithm 1 LiSA Algorithm Procedure

Input: Original graph G_o , number of nodes n_V and edges n_E in the subgraph.
Output: Generated subgraph G_s optimized for adversarial attack.

- 1: Pretrain a node classifier to get attack label y_{atk} .
- 2: Randomly generate subgraph G_s with n_V nodes and n_E edges. Integrate G_s into G_o to form the poisoned graph G_p .
- 3: Initialize surrogate models of node classification θ and link prediction ϕ .
- 4: **while** the optimization has not yet converged **do**
- 5: **for** $t = 1, 2, \dots, N$ **do**
- 6: Optimize ϕ by updating its parameters to minimize $\nabla_{\phi} \mathcal{L}_{train}^{\phi}$.
- 7: Optimize θ by updating its parameters to minimize $\nabla_{\theta} \mathcal{L}_{train}^{\theta}$.
- 8: **end for**
- 9: **if** the current iteration is even **then**
- 10: Update the adjacency matrix A_s of the subgraph to refine its structure.
- 11: **else if** the current iteration is odd **then**
- 12: Update the feature matrix F_s of the subgraph to adjust its node features.
- 13: **end if**
- 14: **end while**
- 15: **return** The optimized subgraph G_s for adversarial purposes.

$$\nabla_{str} = \nabla_{A_p} \mathcal{L}_{atk}^{link} + \beta \cdot \nabla_{\hat{A}} \mathcal{L}_{atk}^{cls} \quad (15)$$

In this formula, $\nabla_{A_p} \mathcal{L}_{atk}^{link}$ denotes the gradient of attack loss by the link prediction model with respect to the subgraph adjacency matrix A_p before link recommender intervention, while $\nabla_{\hat{A}} \mathcal{L}_{atk}^{cls}$ represents the gradient of attack loss by the node classification model with respect to the post-update adjacency matrix \hat{A} modified by the link recommender. The parameter β acts as a balancing factor in the optimization of the structure.

The structural update process involves ranking the combined gradient ∇_{str} , then strategically adding and removing edges based on this ranking. Specifically, we add edges in locations where they are currently absent, prioritizing those with the lowest combined gradient values. Simultaneously, we remove edges from areas with the highest combined gradient values:

$$A_s = A_s + \delta(A_s, \min(\nabla_{str})) - \delta(A_s, \max(\nabla_{str})) \quad (16)$$

Here, $\delta()$ is the function to add or remove edges from an adjacency matrix according to the combined gradient ranking. This iterative modification ensures the adjacency matrix is finely tuned to meet the adversarial objectives, enhancing the capability of the subgraph to disrupt both link prediction and node classification models.

5 EXPERIMENTS

In this section, we evaluate our methods on various datasets to answer the following research questions:

- **RQ1:** Can our method deceive a link recommender into generating links between target victim nodes and the subgraph while also compromising the classification accuracy of target nodes?
- **RQ2:** How does the subgraph size affect the effectiveness of LiSA? What impact does the quantity of links added by users have on the attack performance?
- **RQ3:** To what extent is each building block of LiSA indispensable for facilitating a successful attack? How does each component enhance the overall effectiveness of LiSA?

5.1 Experiment Settings

5.1.1 Datasets. To evaluate the effectiveness of our attack methods, we perform experiments on four distinct datasets, each offering a unique combination of graph size and average node degree to test our methods across different scenarios. These datasets include Cora and PubMed, both citation networks, Amazon-Photo and Computers, co-purchase networks from a popular e-commerce platform, and FacebookPagePage, representing a social network graph. Detailed statistics of these datasets are summarized in Appendix B.

5.1.2 Experimental Verification. In this study, we conduct an experimental verification of our LiSA framework using several prominent GNN models. These models include GAE and VGAE for link recommender, along with GCN, SGC, and GraphSAGE as node classifiers. Our attack methodology is applied across all datasets with the presumption that the target node would establish links with nodes of top three linking scores in the entire poisoned graph. To assess the feasibility of our methods, we randomly select 1000 nodes from each original graph as target victim nodes. We then generate subgraphs and execute attacks on these nodes individually. This approach allows us to compute both the link success rate (LSR) and the overall attack success rate (ASR). The LSR is defined as the proportion where at least one adversarial edge is generated between the target node and subgraph, while the ASR refers to the misclassification rate on these victim nodes. By examining the efficacy on each target node separately, we avoid interference among the attached nodes, providing a fair and isolated assessment of each attack. For the link recommender, we use 85% of the edges for training, with half serving as positive edge labels with negative sampling for both subgraph optimization and attack verification. For node classification, 5% of the nodes are randomly chosen for training labels. These labels are utilized in both subgraph optimization and attack verification, accompanied by the pretraining of a node classifier to identify the second highest output class as the attack label. To maintain a consistent basis for comparison across different datasets, we employ a subgraph comprising five nodes for each target victim node attack. However, we tailor hyperparameters such as the number of subgraph edges n_E , and the balance parameters α and β for each dataset, ensuring optimal performance and adaptability to the specific characteristics of each dataset (The detailed parameter settings can be found in the script). We also compare the LiSA framework with GraphCopy in the SIA scenario, and an additional baseline of conventional NIA scenario. This particular version of NIA incorporates the probability of successful link creation, aiming to demonstrate the influence of link generation on the success of NIAs. For additional experimental details and outcomes, please refer to Appendices A and C, respectively.

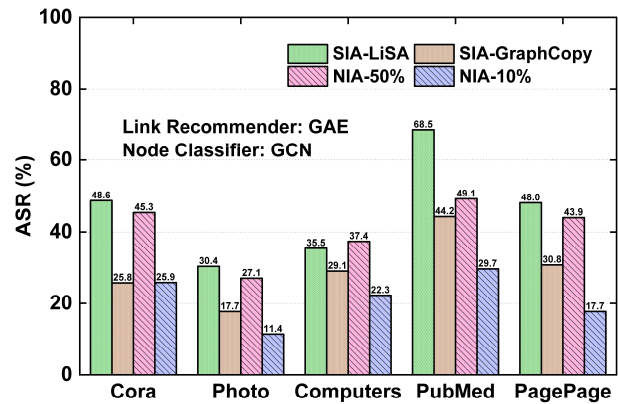


Figure 3: Attack outcome on GCN with SIA and NIA scenario. For SIA, the link recommender model is GAE.

5.2 Attack Results

In this subsection, we present the results of our attack methods to address **RQ1**. The attack results using the LiSA framework are presented in Table 1, while the misclassification rates for the original clean graphs are also provided, serving as a reference for evaluating the impact of our attacks. The outcomes of the attack indicate that the subgraphs produced by the LiSA framework successfully establish links between target nodes and subgraphs, leading to a notable decrease in the accuracy of node classification performance. This demonstrates the effectiveness of the LiSA framework within the SIA scenario. As illustrated in Fig. 3, the LiSA framework surpasses GraphCopy by achieving a higher ASR, thereby demonstrating its superiority over GraphCopy as an optimization-based method. Notably, the average attack budget for GraphCopy is proportional to the square of the average node degree in the dataset. In denser graphs, such as Amazon-Photo and Computers, attacking a single node requires a subgraph size exceeding 10% of the original graph. Conversely, LiSA achieves higher ASR with a much smaller budget, requiring only five nodes for each target node attack, highlighting the efficiency and practicality in real-world scenarios.

Moreover, it is critical to compare the SIA strategy with the traditional NIA approach. While NIA is highly effective under the idealized assumption of a 100% LSR, the ASR significantly decreases with the introduction of a variable LSR. When comparing the LiSA framework against the NIA, it becomes evident that the ASR of LiSA is comparable to that of NIA at a 50% LSR, and it largely surpasses the performance of NIA at a 10% LSR. This indicates that LiSA demonstrates superior attack efficacy in scenarios where successful link generation is a limiting factor of the attack. Consequently, in such instances, transitioning from the conventional NIA to the SIA strategy via the LiSA framework could be a wiser decision.

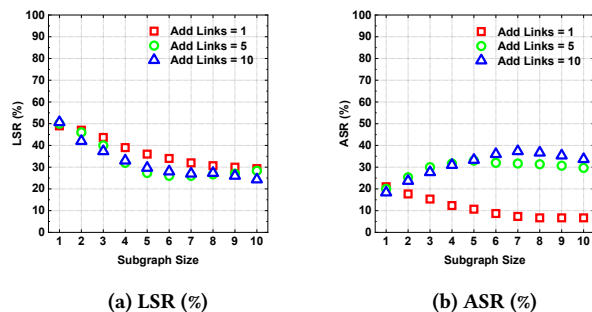
5.3 Impacts of Subgraph Size and User Added Links

To answer **RQ2**, we conduct a series of experiments on the Amazon-Photo dataset. These experiments aim to investigate how changes in subgraph size and the number of links, chosen based on top linking

Table 1: LiSA attack results (LSR % | ASR %) and clean graph misclassification rate (%).

Link Recommender	Node Classifier	Dataset					
		Cora	Amazon-Photo	Amazon-Computers	PubMed	FacebookPagePage	
-	GCN	18.7	7.7	14.7	21.6	11.7	
-	SGC	18.7	50.1	44.0	25.3	26.8	
-	GraphSAGE	21.4	7.4	13.8	22.5	15.1	
GAE	GCN	52.3 48.6	31.0 30.4	34.0 35.5	82.3 68.5	50.4 48.0	
GAE	SGC	52.1 56.1	34.7 55.5	37.7 43.5	79.9 68.8	51.6 61.6	
GAE	GraphSAGE	52.6 55.1	34.5 29.2	35.8 32.6	80.2 64.3	49.6 47.0	
VGAE	GCN	44.6 50.3	25.2 29.5	32.9 37.2	77.3 66.8	42.4 45.0	
VGAE	SGC	45.9 59.9	26.2 58.2	33.9 43.1	79.5 68.2	35.8 52.6	
VGAE	GraphSAGE	46.8 55.5	26.8 21.8	35.6 32.5	79.4 67.4	40.2 37.4	

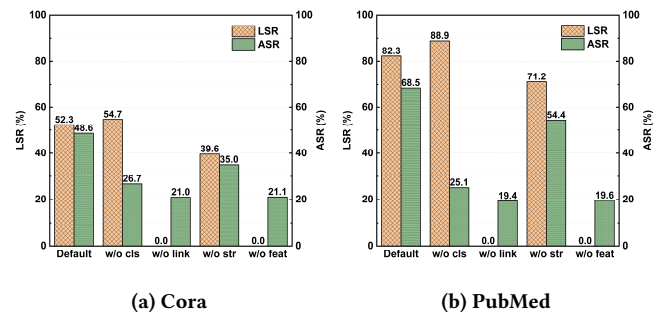
scores, affect the LSR and ASR. Our initial observation reveal a decline in LSR as the subgraph size increased, a trend depicted in Fig. 4(a). This decline likely stems from the challenges associated with optimizing larger subgraphs, especially when adjusting both structure and features. However, we noted a stabilization in LSR when the subgraph size exceeds 5. Another interesting finding related to the response of ASR to the number of links added by users, as illustrated in Fig. 4(b). With the addition of a single link, we observe that the ASR is highest when the subgraph consist of a single node, decreasing as the subgraph size expands, possibly due to the corresponding reduction in LSR. On the other hand, with five links added, the ASR improve as the subgraph grow to five nodes, before experiencing a slight decrease with further increases in subgraph size. This phenomenon can be attributed to the rise in aggressor nodes linked to the target, enhancing effectiveness of the attack. However, exceeding the subgraph size with available links prompts the link recommender to seek top-scoring nodes from the original graph for link formation, which strengthens the resilience of target node to the attack [3]. Taking into account these effects, we found that the optimal ASR of 10 links was attained when the subgraph size was 7.

**Figure 4: Impacts of subgraph size and user added links on Amazon-Photo.**

5.4 Ablation Studies

To answer RQ3, we delve into the distinct contributions of each component of LiSA on the Cora and PubMed dataset, examining

the effects on attack performance when specific elements are excluded, as depicted in Fig. 5. This analysis involves experiments with variations of the LiSA framework, including the omission of the surrogate models for node classification and link prediction (denoted as w/o cls and w/o link, respectively). Additionally, we explore the impact of focusing solely on node features optimization (labeled as w/o str) and solely on adjacency matrix optimization with randomly initialized node features (labeled as w/o feat) to discern the specific contributions of these optimization strategies.

**Figure 5: Ablation studies.**

These findings reveal that adversarial links can be formed effectively through the use of the link prediction surrogate model, with the subgraph thus generated showing a marginal ASR improvement against the clean graph. Conversely, relying only on the node classification surrogate model fails to generate any links between target node and the subgraph, rendering it ineffective in contributing to the attack outcome. This highlights the significance of utilizing dual surrogate models, which can greatly enhance the attack to accomplish both adversarial objectives. Regarding optimization strategies, we observe that focusing exclusively on the structural aspects without adjusting the node features has no improvement on the attack. However, optimizing only the node features partially achieve the adversarial objectives, indicating that feature optimization plays a primary role in the SIA scenario. Nevertheless, structural optimization emerges as a critical supporting factor, enhancing the overall efficacy of the attack. Thus, the experimental results suggest that each component of LiSA is crucial to improve the attack performance.

5.5 Subgraph Analysis

To generate links between the target node and the subgraph, we expect the node embedding of the subgraph to be similar to that of the target victim node. To test this hypothesis, we train a GAE model on the original clean graph, use its GCN encoder to extract the node embedding of the target node and subgraph nodes, and calculate the cosine similarity between them. Experiments are conducted on both the Cora and PubMed datasets, and the similarity distributions are compared with those of NIA and GraphCopy. As shown in Fig. 6, nodes trained using NIA tend to have a negative similarity with the target nodes, with the distribution peaking at -0.4, indicating a low similarity and resulting in a very low LSR. For SIA, we observe that the node embedding tend to show high similarity, with the distribution peaks shifting to positive. Comparing LiSA with GraphCopy, we find that LiSA carefully refines the subgraph, further shifting the peak by approximately 0.4 compared to GraphCopy. As a result, the subgraph nodes with extremely high similarity are proposed to the target nodes by the link recommender, leading to a successful attack.

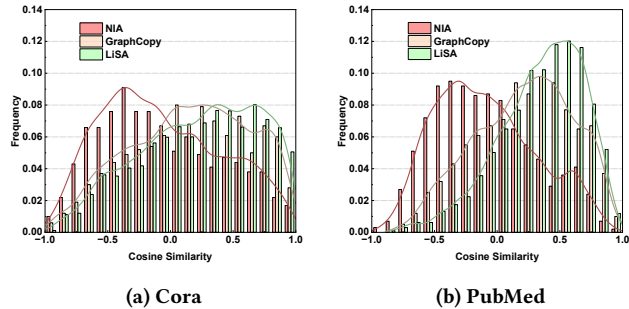


Figure 6: Subgraph Analysis.

5.6 Parameter Sensitivity Analysis

In this subsection, we delve deeper into how the hyperparameters α and β influence the LSR and ASR of LiSA. As previously mentioned, α regulates feature optimization, while β balances structure optimization. We examine their effects at a learning rate of 1.0, testing α values of {0.01, 0.1, 1, 10, 100} and β values of {0.1, 0.5, 1, 1.5, 2} on the PubMed dataset. As illustrated in Figure 7(a), LSR generally increases with increasing α and decreasing β . However, LSR decreases at higher α values because a larger α leads to bigger update steps at the same learning rate, hindering training convergence. As shown in Figure 7(b), higher α or lower β reduces the adversarial effect of the subgraph, with an optimal ASR observed near $\alpha = 1$ and $\beta = 1$.

5.7 Subgraph Training Time Analysis

Table 2 presents the subgraph training time of LiSA for each attack. The subgraphs of Cora/PubMed/FacebookPagePage, and Amazon-Photo/Computers were trained with 200 and 300 epochs, respectively, using an A6000 GPU with 48GB of memory. For LiSA, we utilized the adjacency matrix for optimization, resulting in a quadratic increase in training time with graph size. This is the primary

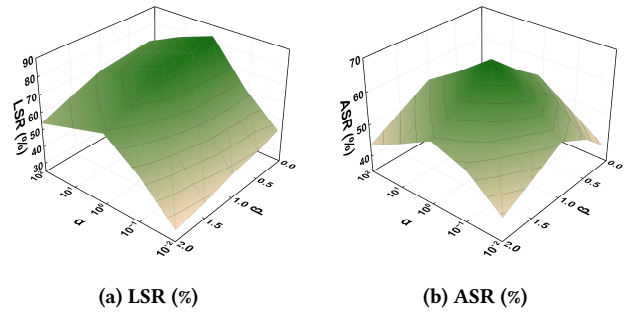


Figure 7: Hyperparameter sensitivity analysis.

Table 2: Subgraph training duration.

Dataset	Nodes	Edges	Epochs	Duration (sec)
Cora	2,708	10,556	200	7.47
Photo	7,650	238,162	300	215.47
Computers	13,752	491,722	300	650.18
PubMed	19,717	88,648	200	625.38
PagePage	22,470	342,004	200	1,036.42

limitation of the current version of our framework. We will explore an edge-weight-based approach and verify our method on large scale graphs as part of future work.

6 CONCLUSIONS

This study presents a new attack scenario, along with a novel attack framework that utilizes link recommender to compromise the node classification accuracy of GNNs through subgraph injection. Unlike conventional attacks that require direct manipulation of the original graph or the addition of links to artificially isolated nodes, LiSA executes an attack indirectly by injecting an isolated subgraph, thereby enhancing practicality in real-world scenarios. Our experiments across various real-world datasets demonstrate the effectiveness of LiSA, illustrating significant degradation in GNN performance. This work not only highlights a critical vulnerability in GNNs coupled with link recommenders but also sets a foundation for developing more robust GNN architectures.

ACKNOWLEDGMENTS

This research was supported in part by the JST CREST JPMJCR21D2, JSPS Kakenhi 23H00467, Futaba Foundation, Asahi Glass Foundation, Telecommunications Advancement Foundation, and the KLL Ph.D. Program Research Grant.

REFERENCES

- [1] Heng Chang, Yu Rong, Tingyang Xu, Wenbing Huang, Honglei Zhang, Peng Cui, Wenwu Zhu, and Junzhou Huang. 2019. A Restricted Black-Box Adversarial Framework Towards Attacking Graph Embedding Models. In *AAAI Conference on Artificial Intelligence*.
- [2] Jinyin Chen, Yangyang Wu, Xuanheng Xu, Yixian Chen, Haibin Zheng, and Qi Xuan. 2018. Fast Gradient Attack on Network Embedding. *ArXiv abs/1809.02797* (2018).
- [3] Enyan Dai, Wei Jin, Hui Liu, and Suhang Wang. 2022. Towards Robust Graph Neural Networks for Noisy Graphs with Sparse Labels. In *Proceedings of the Fifteenth ACM International Conference on Web Search and Data Mining* (Virtual

- Event, AZ, USA) (*WSDM '22*). Association for Computing Machinery, New York, NY, USA, 181–191.
- [4] Enyan Dai, Minhua Lin, Xiang Zhang, and Suhang Wang. 2023. Unnoticeable Backdoor Attacks on Graph Neural Networks. In *Proceedings of the ACM Web Conference 2023* (, Austin, TX, USA.) (*WWW '23*). Association for Computing Machinery, New York, NY, USA, 2263–2273.
 - [5] Enyan Dai, Tianxiang Zhao, Huaisheng Zhu, Jun Xu, Zhimeng Guo, Hui Liu, Jiliang Tang, and Suhang Wang. 2022. A Comprehensive Survey on Trustworthy Graph Neural Networks: Privacy, Robustness, Fairness, and Explainability. *ArXiv abs/2204.08570* (2022).
 - [6] Hanjun Dai, Hui Li, Tian Tian, Xin Huang, Lin Wang, Jun Zhu, and Le Song. 2018. Adversarial Attack on Graph Structured Data. In *Proceedings of the 35th International Conference on Machine Learning (Proceedings of Machine Learning Research, Vol. 80)*, Jennifer Dy and Andreas Krause (Eds.). PMLR, 1115–1124.
 - [7] William L. Hamilton, Rex Ying, and Jure Leskovec. 2017. Inductive representation learning on large graphs. In *Proceedings of the 31st International Conference on Neural Information Processing Systems* (Long Beach, California, USA) (*NIPS'17*). Curran Associates Inc., Red Hook, NY, USA, 1025–1035.
 - [8] Dejun Jiang, Zhenxing Wu, Chang-Yu Hsieh, Guangyong Chen, Ben Liao, Zhe Wang, Chao Shen, Dong-Sheng Cao, Jian Wu, and Tingjun Hou. 2021. Could graph neural networks learn better molecular representation for drug discovery? A comparison study of descriptor-based and graph-based models. *J. Cheminformatics* 13, 1 (2021), 12.
 - [9] Thomas Kipf and Max Welling. 2016. Variational Graph Auto-Encoders. *ArXiv abs/1611.07308* (2016).
 - [10] Thomas N. Kipf and Max Welling. 2017. Semi-Supervised Classification with Graph Convolutional Networks. In *5th International Conference on Learning Representations, ICLR 2017, Toulon, France, April 24-26, 2017, Conference Track Proceedings*. OpenReview.net.
 - [11] Konda Reddy Mopuri, Vaisakh Shaj, and R. Venkatesh Babu. 2020. Adversarial Fooling Beyond "Flipping the Label". *CoRR abs/2004.12771* (2020). arXiv:2004.12771
 - [12] Jonathan Shlomi, Peter W. Battaglia, and J. R. Vlimant. 2020. Graph neural networks in particle physics. *Machine Learning: Science and Technology* 2 (2020).
 - [13] Yiwei Sun, Suhang Wang, Xianfeng Tang, Tsung-Yu Hsieh, and Vasant Honavar. 2020. Adversarial Attacks on Graph Neural Networks via Node Injections: A Hierarchical Reinforcement Learning Approach. In *Proceedings of The Web Conference 2020* (Taipei, Taiwan) (*WWW '20*). Association for Computing Machinery, New York, NY, USA, 673–683.
 - [14] Shuchang Tao, Qi Cao, Huawei Shen, Junjie Huang, Yunfan Wu, and Xueqi Cheng. 2021. Single Node Injection Attack against Graph Neural Networks. In *Proceedings of the 30th ACM International Conference on Information & Knowledge Management* (Virtual Event, Queensland, Australia) (*CIKM '21*). Association for Computing Machinery, New York, NY, USA, 1794–1803.
 - [15] Giovanni Trappolini, Valentino Maiorca, Silvio Severino, Emanuele Rodolà, Fabrizio Silvestri, and Gabriele Tolomei. 2024. Sparse Vicious Attacks on Graph Neural Networks. *IEEE Transactions on Artificial Intelligence* 5, 5 (2024), 2293–2303.
 - [16] D. Wang, Y. Qi, J. Lin, P. Cui, Q. Jia, Z. Wang, Y. Fang, Q. Yu, J. Zhou, and S. Yang. 2019. A Semi-Supervised Graph Attentive Network for Financial Fraud Detection. In *2019 IEEE International Conference on Data Mining (ICDM)*. IEEE Computer Society, Los Alamitos, CA, USA, 598–607.
 - [17] Jihong Wang, Minnan Luo, Fnu Suya, Jundong Li, Zijiang James Yang, and Qinghua Zheng. 2020. Scalable attack on graph data by injecting vicious nodes. *Data Mining and Knowledge Discovery* 34 (2020), 1363 – 1389.
 - [18] Felix Wu, Tianyi Zhang, Amauri H. de Souza, Christopher Fifty, Tao Yu, and Kilian Q. Weinberger. 2019. Simplifying Graph Convolutional Networks. In *International Conference on Machine Learning*.
 - [19] Ning Wu, Xin Wayne Zhao, Jingyuan Wang, and Dayan Pan. 2020. Learning Effective Road Network Representation with Hierarchical Graph Neural Networks. In *Proceedings of the 26th ACM SIGKDD International Conference on Knowledge Discovery & Data Mining* (Virtual Event, CA, USA) (*KDD '20*). Association for Computing Machinery, New York, NY, USA, 6–14.
 - [20] Zhaohan Xi, Ren Pang, Shouling Ji, and Ting Wang. 2020. Graph Backdoor. In *USENIX Security Symposium*.
 - [21] Kaidi Xu, Hongge Chen, Sijia Liu, Pin-Yu Chen, Tsui-Wei Weng, Mingyi Hong, and Xue Lin. 2019. Topology attack and defense for graph neural networks: an optimization perspective. In *Proceedings of the 28th International Joint Conference on Artificial Intelligence* (Macao, China) (*IJCAI'19*). AAAI Press, 3961–3967.
 - [22] Keyulu Xu, Weihua Hu, Jure Leskovec, and Stefanie Jegelka. 2018. How Powerful are Graph Neural Networks? *ArXiv abs/1810.00826* (2018).
 - [23] Rex Ying, Ruining He, Kaifeng Chen, Pong Eksombatchai, William L. Hamilton, and Jure Leskovec. 2018. Graph Convolutional Neural Networks for Web-Scale Recommender Systems. In *Proceedings of the 24th ACM SIGKDD International Conference on Knowledge Discovery & Data Mining* (London, United Kingdom) (*KDD '18*). Association for Computing Machinery, New York, NY, USA, 974–983.
 - [24] Muhan Zhang and Yixin Chen. 2018. Link prediction based on graph neural networks. In *Proceedings of the 32nd International Conference on Neural Information Processing Systems* (Montréal, Canada) (*NIPS'18*). Curran Associates Inc., Red Hook, NY, USA, 5171–5181.
 - [25] Zaixi Zhang, Jinyuan Jia, Binghui Wang, and Neil Zhenqiang Gong. 2021. Backdoor Attacks to Graph Neural Networks. In *Proceedings of the 26th ACM Symposium on Access Control Models and Technologies* (Virtual Event, Spain) (*SACMAT '21*). Association for Computing Machinery, New York, NY, USA, 15–26.
 - [26] Jie Zhou, Ganqu Cui, Zhengyan Zhang, Cheng Yang, Zhiyuan Liu, and Maosong Sun. 2018. Graph Neural Networks: A Review of Methods and Applications. *ArXiv abs/1812.08434* (2018).
 - [27] Xu Zou, Qinkai Zheng, Yuxiao Dong, Xinyu Guan, Evgeny Kharlamov, Jialiang Lu, and Jie Tang. 2021. TDGLA: Effective Injection Attacks on Graph Neural Networks. In *Proceedings of the 27th ACM SIGKDD Conference on Knowledge Discovery & Data Mining* (Virtual Event, Singapore) (*KDD '21*). Association for Computing Machinery, New York, NY, USA, 2461–2471.
 - [28] Daniel Zügner, Amir Akbarnejad, and Stephan Günnemann. 2018. Adversarial Attacks on Neural Networks for Graph Data. In *Proceedings of the 24th ACM SIGKDD International Conference on Knowledge Discovery & Data Mining* (London, United Kingdom) (*KDD '18*). Association for Computing Machinery, New York, NY, USA, 2847–2856.
 - [29] Daniel Zügner and Stephan Günnemann. 2019. Adversarial Attacks on Graph Neural Networks via Meta Learning. In *7th International Conference on Learning Representations, ICLR 2019, New Orleans, LA, USA, May 6-9, 2019*. OpenReview.net.

A GRAPHCOPY SETTINGS AND ATTACK RESULTS

GraphCopy introduces a fundamental approach for conducting adversarial attacks, achieving the adversarial objectives to a certain degree, as demonstrated in Table 3.

In the experimental configuration of GraphCopy, we create the subgraph by replicating the 2-hop neighborhoods surrounding the target nodes and introducing a 10% Gaussian perturbation to the features of the duplicated nodes. Detailed parameter settings are available in the script.

B DATASET STATISTICS

The datasets employed in this study are enumerated in Table 4.

C NIA SETTINGS, RESULTS AND ANALYSIS

To evaluate our method in the context of the traditional NIA scenario, we introduce a modified baseline version of NIA that takes

into account the LSR. In this variation, each targeted victim node is paired with a single aggressor node, with each connection being subject to a regulated probability of successful formation. The influence of link generation on the effectiveness of the NIA is assessed by modulating LSR of 100%, 50%, and 10%. Results of these assessments are detailed in Table 5.

With a 100% LSR, aggressor nodes are guaranteed to link to their target victims, resulting in a significantly high ASR, even when only a single aggressor node is employed. Under these conditions, link generation is not a critical factor in the attack scenario, and NIA demonstrates superior performance over SIA. However, at a 50% LSR, the ASR notably declines as expected, showcasing the advantages of SIA wherein its ASR becomes comparable to that of NIA. When the LSR is reduced to just 10%, the effectiveness of NIA is greatly diminished, making SIA a more viable strategy for achieving adversarial objectives.

Table 3: GraphCopy attack results (LSR % | ASR %) and clean graph misclassification rate (%).

Link Recommender	Node Classifier	Dataset				
		Cora	Amazon-Photo	Amazon-Computers	PubMed	FacebookPagePage
-	GCN	18.7	7.7	14.7	21.6	11.7
-	SGC	18.7	50.1	44.0	25.3	26.8
-	GraphSAGE	21.4	7.4	13.8	22.5	15.1
GAE	GCN	13.3 25.8	30.5 17.7	45.3 29.1	61.8 44.2	27.4 30.8
GAE	SGC	14.0 35.5	30.8 56.0	44.4 46.3	62.6 51.7	29.0 56.0
GAE	GraphSAGE	15.3 33.0	31.5 12.9	43.9 17.8	63.3 41.1	27.6 20.6
VGAE	GCN	29.9 36.8	40.7 17.6	48.8 29.8	64.1 44.7	50.0 25.4
VGAE	SGC	30.3 42.6	39.4 56.8	50.9 45.9	65.1 49.7	44.8 50.2
VGAE	GraphSAGE	31.1 39.9	39.8 14.1	50.8 20.5	63.6 42.7	43.6 23.0

Table 4: Dataset statistics.

Dataset	Nodes	Edges	Average Degree	Features	Classes
Cora	2,708	10,556	3.90	1,433	7
Amazon-Photo	7,650	23,8162	31.13	746	8
Amazon-Computers	13,752	491,722	35.76	767	10
PubMed	19,717	88,648	4.50	500	3
FacebookPagePage	22,470	342,004	15.22	128	4

Table 5: Attack results of NIA (ASR %) and clean graph misclassification rate (%).

LSR	Node Classifier	Dataset				
		Cora	Amazon-Photo	Amazon-Computers	PubMed	FacebookPagePage
Clean	GCN	18.7	7.7	14.7	21.6	11.7
Clean	SGC	18.7	50.1	44.0	25.3	26.8
Clean	GraphSAGE	21.4	7.4	13.8	22.5	15.1
100%	GCN	61.2	39.8	52.7	67.5	71.4
100%	SGC	75.8	63.4	70.1	69.0	74.4
100%	GraphSAGE	38.6	11.0	16.4	26.0	17.0
50%	GCN	45.3	27.1	37.4	49.1	43.9
50%	SGC	53.5	60.3	55.1	50.4	46.0
50%	GraphSAGE	35.0	9.2	15.1	25.3	15.8
10%	GCN	25.9	11.4	22.3	29.7	17.7
10%	SGC	26.4	56.6	51.0	30.8	28.5
10%	GraphSAGE	24.5	8.1	14.1	23.8	15.4