

Tomography of Pions and Kaons in the QCD Vacuum: Transverse Momentum Dependent Parton Distribution Functions

Wei-Yang Liu^{*} and Ismail Zahed[†]

*Center for Nuclear Theory, Department of Physics and Astronomy,
Stony Brook University, Stony Brook, New York 11794-3800, USA*

(Dated: March 18, 2025)

We evaluate the pion and kaon transverse momentum dependent parton distribution functions (TMDPDFs) in the instanton liquid model (ILM), a model of the QCD vacuum at low resolution. The relevant TMDs are factored into a constituent quark distribution times a rapidity dependent soft factor from staple-shaped Wilson lines, for fixed parton longitudinal momentum and transverse separation. The results are evolved to higher rapidities using the Collins-Soper (CS) kernel and higher resolution using renormalization group evolution. The comparison to existing extractions of pion TMDs from Drell-Yan (DY) data is briefly discussed.

I. INTRODUCTION

Fast moving hadrons carry an increasing number of sub-constituents quarks and gluons in QCD, deemed partons. The parton distribution functions (PDFs) capture their longitudinal momentum distributions, the simplest of all partonic distributions in a hadron [1]. PDFs play a central role in the description of inclusive and semi-inclusive processes in high energy scattering, thanks to factorization. Transverse momentum distributions (TMDs) allows for a spatial description of the partons in a fast moving hadron, by recording both the longitudinal momentum and transverse location of a given parton [2].

Transverse momentum dependent parton distribution functions (TMDPDFs) play a central role in the analyses of a wide range of high energy data both at electron and hadron facilities worldwide. Their understanding is part of a large experimental effort at COMPASS at CERN, JLAB in Virginia, LHC at CERN and the future EIC at BNL. Currently, TMDPDFs are empirically extracted from Drell-Yan (DY) processes and semi-inclusive deep inelastic scattering (SIDIS), with small final hadron momentum transfer [3].

TMDPDFs, or beam functions, are defined as correlation functions of bilocal quarks connected with staple-like Wilson lines, which are inherently non-perturbative. Their understanding from first principles has been challenging. Recent lattice developments using the large momentum effective theory (LaMET) have proven useful for their possible Euclidean extraction and matching using quasi-TMDs, where the gluonic soft function can be related to a mesonic form factor [4].

Lattice QCD offers a first principle approach to address all non-perturbative aspects of the theory, yet it does not provide the necessary insights to the physical mechanisms at work. In the continuum, these mechanisms require a non-perturbative description of the vacuum state. The QCD vacuum as captured by the QCD instanton liquid model (ILM) offers by far the most compelling description of the gauge configurations at low resolution. In Fig. 1 we show a snapshot of the vacuum state in gluodynamics at a high resolution of $\frac{1}{10}$ fm (top) and a low resolution of about $\frac{1}{3}$ fm (bottom), following from a gradient flow technique [6–13]. The emergent ILM at low resolution is characterized by a density of pseudoparticles (instantons plus anti-instantons) $n = 1 \text{ fm}^{-4}$ and a typical size of $\rho = \frac{1}{3} \text{ fm}$ [14]. Thanks to the low packing fraction $\kappa = \pi^2 \rho^4 n \sim 0.1$, the ILM is sufficiently dilute to allow for a many-body analysis using semi-classical techniques [15–26]

^{*} wei-yang.liu@stonybrook.edu

[†] ismail.zahed@stonybrook.edu

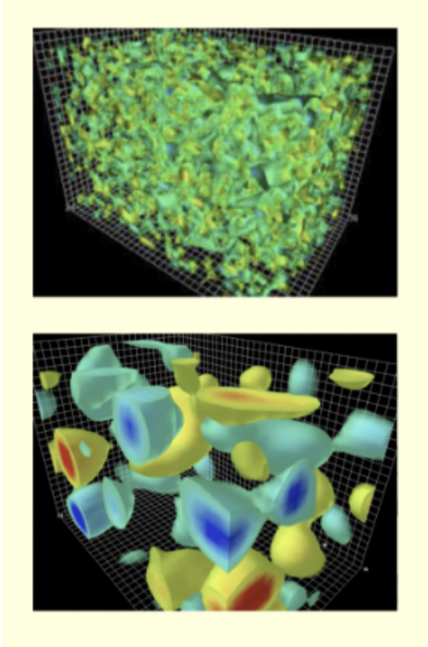


FIG. 1. Visualization of the vacuum in gluodynamics, before cooling at a resolution of about $\frac{1}{10}$ fm (top), and after cooling at a resolution of about $\frac{1}{3}$ fm (bottom) [5], where the pseudoparticles emerge.

(and references therein).

The purpose of this paper is to develop an understanding of the TMDPDFs for the pion and kaon at low resolution, using the ILM. In section II we outline the general aspects of pion TMDs, with those for the kaons following similarly. We suggest that in the ILM, the pion and kaon TMDs split into a bare constituent quark TMD distribution times a rapidity dependent soft factor capturing the contribution from Wilson staple. The constituent quark TMD distributions of pion and kaon are evaluated with the leading Fock state. In section III we make

use of the Collins-Soper-Sterman (CSS) renormalization group to evolve the TMDs to larger resolution. The results for the pion and kaon TMDs at low and high resolution are presented in section IV, with some comparison to existing DY data. Our conclusions are in section V. A number of Appendices are added to detail and

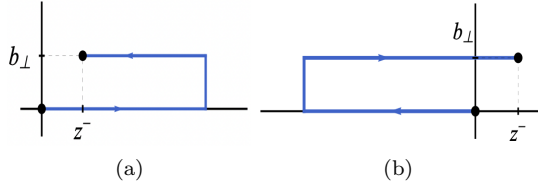


FIG. 2. Wilson lines for (a) SIDIS process with the space-like correlation function and (b) Drell-Yan process with the timelike correlation.

support our arguments in the main text.

II. PION AND KAON TMDs

TMDs map the internal structure of a light-ray hadron, in terms of partons with fixed longitudinal momentum at a given separation in the transverse space. In this section, we will briefly review the general definition for the pion unpolarized and polarized TMDs, and present arguments for a soft approximation in the ILM at low resolution.

A. General

In the leading twist, the pion TMDs, or pion beam functions, are matrix elements of non-local quark bilinear operators, with staple-shaped Wilson lines,

$$\begin{aligned}
q_\pi(x, k_\perp) &= \int_{-\infty}^{\infty} \frac{dz^-}{2\pi} \int \frac{d^2 b_\perp}{(2\pi)^2} e^{ixp^+ z^- - ik_\perp \cdot b_\perp} \langle \pi | \bar{\psi}(0) \gamma^+ W^{(\pm)}[0, 0_\perp; z^-, b_\perp] \psi(z^-, b_\perp) | \pi \rangle \\
\Delta q_\pi(x, k_\perp) &= \int_{-\infty}^{\infty} \frac{dz^-}{2\pi} \int \frac{d^2 b_\perp}{(2\pi)^2} e^{ixp^+ z^- - ik_\perp \cdot b_\perp} \langle \pi | \bar{\psi}(0) \gamma^+ \gamma^5 W^{(\pm)}[0, 0_\perp; z^-, b_\perp] \psi(z^-, b_\perp) | \pi \rangle \\
\delta q_\pi(x, k_\perp) &= \int_{-\infty}^{\infty} \frac{dz^-}{2\pi} \int \frac{d^2 b_\perp}{(2\pi)^2} e^{ixp^+ z^- - ik_\perp \cdot b_\perp} \langle \pi | \bar{\psi}(0) i\sigma^{\perp+} \gamma^5 W^{(\pm)}[0, 0_\perp; z^-, b_\perp] \psi(z^-, b_\perp) | \pi \rangle
\end{aligned} \tag{1}$$

for the unpolarized, spin and transversity respectively. The transverse coordinate dependence can be obtained by using the Fourier transform

$$\tilde{q}_\pi(x, b_\perp) = \int \frac{d^2 k_\perp}{(2\pi)^2} e^{ik_\perp \cdot b_\perp} q_\pi(x, k_\perp) \tag{2}$$

The pion is on-shell with energy $E_{\vec{p}} = \sqrt{m_\pi^2 + \vec{p}^2}$ and 3-momentum \vec{p} ,

$$p^\mu = p^+ \bar{n}^\mu - \frac{m_\pi^2}{2p^+} n^\mu + p_\perp^\mu \tag{3}$$

with hadron mass m_π . Here $n = (1, 0, 0_\perp)$ and

$\bar{n} = (0, 1, 0_\perp)$ are the longitudinal and transverse light cone vectors. Similar definitions are assumed for the kaons.

The Wilson line staples run space-like for SIDIS, and time-like for DY [27], as illustrated in Fig. 2. The resummation of the collinear gluons from the final state in the SIDIS process, yields $W^{(+)}$. Similarly, the resummation of the collinear gluons from the initial state in the Drell-Yan process, yields $W^{(-)}$ [28–32]. More specifically,

$$W^{(\pm)}[0, 0_\perp; z^-, b_\perp] = W[0; \pm n\infty] W[\pm n\infty; \pm n\infty + b_\perp] W[\pm n\infty + b_\perp; nz^- + b_\perp]. \tag{4}$$

where the Wilson line from point x to point y reads

$$W[x; y] = \mathcal{P} \exp \left[ig \int_x^y dz_\mu A^\mu(z) \right] \tag{5}$$

with a straight integration path. The stapled Wilson line in (4), is composed of two Wilson lines along the light cone direction n^μ , and one along the transverse direction.

B. f, g, h TMDs

In general, TMDs can be decomposed into several functions depending on the quark and target spin orientations. The notational conventions are f, g, h for unpolarized, longitudinally and transversely polarized TMDs, respec-

tively. For the pion with spin-0, there are only two TMDs

$$\begin{aligned}
q_\pi(x, k_\perp) &= f_1^{q/\pi}(x, k_\perp) \\
\delta q_\pi^\alpha(x, k_\perp) &= \frac{\epsilon_\perp^{\alpha\beta} k_\perp^\beta}{m_\pi} h_1^{\perp, q/\pi}(x, k_\perp)
\end{aligned} \tag{6}$$

Here α, β are transverse and Cartesian indices, and the subscript 1 refers to the leading twist.

C. Soft separation

One important aspect of the pion TMDs in (1) is the stapled Wilson contour. The standard factorization of the pion TMD at high resolution is briefly reviewed in Appendix C, involving soft subtraction to remove the rapidity (light-cone) singularity. In the ILM at low

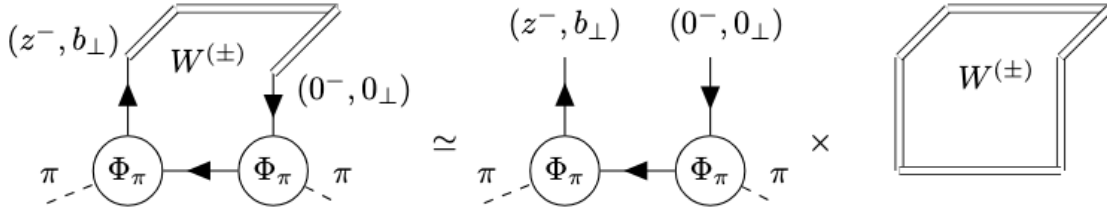


FIG. 3. Soft separation for the quark pion TMD (1), which is approximated into a constituent quark distribution without rapidity dependence and a rapidity dependent factor generated by the stapled Wilson line.

resolution, the gauge invariant beam functions (1) still suffer the rapidity divergence induced by the stapled Wilson line, where the cusp dependence from the instanton and anti-instanton

contributions are recently discussed in [33]. To capture the rapidity dependence, we will carry its analysis by assuming an 'approximate separation' of the staple from the overlap of pion light cone wavefunction as illustrated in Fig. 3,

$$\tilde{f}_1^{q/\pi}(x, b_\perp, \mu \sim 1/\rho, y_\pi - y_n) \approx \tilde{f}_1^{q/\pi}(x, b_\perp) e^{K_{\text{CS}}^{(\text{inst})}(b_\perp/\rho)(y_\pi - y_n)} \quad (7)$$

This is justified for a large pion rapidity y_π and only the cusp contribution is retained. The corresponding Collins-Soper (CS) kernel $K_{\text{CS}}^{(\text{inst})}$ in the ILM, has been evaluated in [33]. This kernel introduces cusp dependence but is distinct from the perturbative gluon contribution to the CS kernel at high resolution [34, 35]. Here $\tilde{f}_1^{q/\pi}(x, b_\perp)$ on the right hand side is the low-resolution constituent quark distribution in pion calculated by the overlap of the pion light-front wave functions (LFWFs) in the ILM. The contribution from the stapled Wilson line is included in $e^{K_{\text{CS}}^{(\text{inst})}(y_\pi - y_n)}$. The Wilson line ra-

pidities and pion rapidities are defined as

$$y_n = \frac{1}{2} \ln \frac{n^+}{n^-} \quad y_\pi = \frac{1}{2} \ln \frac{p^+}{p^-} \quad (8)$$

The normalization of the unpolarized quark TMD is the standard PDF [36–38]

$$\int d^2 k_\perp f_1^{q/\pi}(x, k_\perp) = f_1^{q/\pi}(x, \mu = 1/\rho) \quad (9)$$

D. Pion beam function

Due to the soft separation at low resolution, the pion beam function (1) is divided into a constituent quark distribution and a Wilson staple factor carrying the cusp dependence. The constituent quark contributions in the pion beam functions, follow from the pion LFWFs in the lowest Fock space,

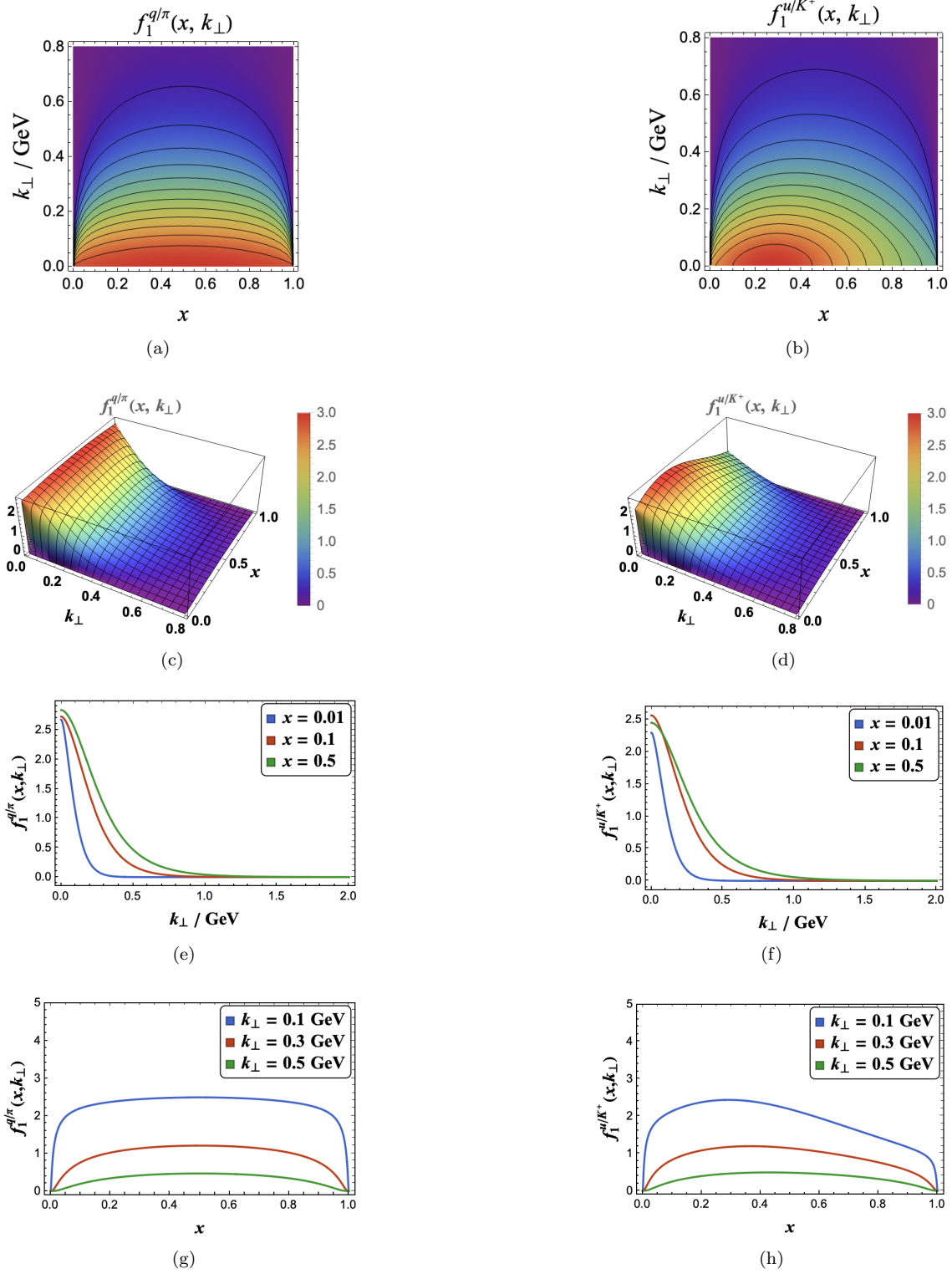


FIG. 4. Constituent quark TMD distribution in pion (left) (14) and kaon (right) (18) at low resolution $\mu = 1/\rho$ with $\rho = 0.313$ fm: (a,b) are the density plots, (c,d) the 3D plots, (e,f) the transverse momentum dependent plots for fixed x , and (g,h) the longitudinal momentum dependence for fixed k_\perp . The pion parameters are $C_\pi = 7.240$, $m_\pi = 139.0$ MeV, $M = 398.17$ MeV. The kaon parameters are $C_K = 6.60$, $m_K = 458.0$ MeV, $M_u = 394.4$ MeV, $M_s = 556.5$ MeV.

$$\begin{aligned}
q_\pi(x, k_\perp) &= \frac{1}{(2\pi)^3} \sum_{s_1, s_2} \Phi_\pi^\dagger(x, k_\perp, s_1, s_2) \Phi_\pi(x, k_\perp, s_1, s_2) \\
\Delta q_\pi(x, k_\perp) &= \frac{1}{(2\pi)^3} \sum_{s_1, s'_1, s_2} \Phi_\pi^\dagger(x, k_\perp, s_1, s_2) \sigma_{s_1 s'_1}^3 \Phi_\pi(x, k_\perp, s'_1, s_2) \\
\delta q_\pi(x, k_\perp) &= \frac{1}{(2\pi)^3} \sum_{s_1, s'_1, s_2} \Phi_\pi^\dagger(x, k_\perp, s_1, s_2) \sigma_{s_1 s'_1}^\perp \Phi_\pi(x, k_\perp, s'_1, s_2)
\end{aligned} \tag{10}$$

where $\sigma_{ss'}^{3,\perp}$ are the Pauli matrices and the pseudoscalar meson wave functions are defined as

$$\Phi_\pi(x, k_\perp, s_1, s_2) = \frac{1}{\sqrt{N_c}} \left[\frac{C_\pi}{\sqrt{x\bar{x}} \left(m_\pi^2 - \frac{k_\perp^2 + M^2}{x\bar{x}} \right)} \mathcal{F} \left(\frac{k_\perp}{\lambda_\pi \sqrt{x\bar{x}}} \right) \right] \bar{u}_{s_1}(k_1) i\gamma^5 \tau^a v_{s_2}(k_2) \tag{11}$$

Here $u_{s_1}(k_1)$ refers to the light front quark spinor with spin s_1 and internal momentum $k_1^+ = xp^+$, while $k_{1\perp} = k_\perp$ and $v_{s_2}(k_2)$ refer to the light front anti-quark spinor with spin s_2 and internal momentum $k_2^+ = \bar{x}p^+$, $k_{2\perp} = -k_\perp$.

The instanton size induces the non-local form factor $\mathcal{F}(k)$ profiling the wave function with

$\rho = 0.313$ fm

$$\mathcal{F}(k) = \left[(zF'(z))^2 \right] \Big|_{z=\frac{k_\rho}{2}} \tag{12}$$

The normalization condition for the pion LFWF is

$$C_\pi = \left[\frac{1}{4\pi^2} \int_0^1 dx \int_0^\infty dk_\perp^2 \frac{k_\perp^2 + M^2}{(x\bar{x}m_\pi^2 - k_\perp^2 - M^2)^2} \mathcal{F}^2 \left(\frac{k_\perp}{\lambda_\pi \sqrt{x\bar{x}}} \right) \right]^{-1/2} \tag{13}$$

with the parameter λ_π fixed by the pion decay constant f_π , using the same LFWF contribution to the pion DA, see Appendix B. More specifically, for the canonical ILM parameters, giving a constituent quark mass of $M = 398.2$ MeV, a pion mass of $m_\pi = 139$ MeV, and a pion decay constant of $f_\pi = 94$ MeV, we have $\lambda_\pi = 2.550$. More details regarding this construction can be found in [17, 18].

Inserting (11) into (10) and carrying the spin contraction, yield the constituent quark TMD

distribution in a unpolarized pion

$$\begin{aligned}
f_1^{q/\pi}(x, k_\perp) &= \frac{C_\pi^2}{(2\pi)^3} \frac{2(k_\perp^2 + M^2)}{(x\bar{x}m_\pi^2 - k_\perp^2 - M^2)^2} \mathcal{F}^2 \left(\frac{k_\perp}{\lambda_\pi \sqrt{x\bar{x}}} \right)
\end{aligned} \tag{14}$$

and the null TMD pion Boer-Mulders function

$$h_1^{\perp, q/\pi}(x, k_\perp) = 0 \tag{15}$$

as originally noted in [39]. For simplicity, we will only focus on $f_1^{q/\pi}$ TMD PDF. A non-zero Boer-Mulders function, requires a cross contribution from the staple [40]. T-odd TMDPDFs emerge from the gauge link structure, through a higher Fock contribution in the initial or final-state [41–43]. A similar approach using over-

laps of LFWFs in the context of the spectator model to evaluate the Boer-Mulders function has been discussed in [44], and applied to T-even gluon TMDs in [45] and T-odd gluon TMDs in [46].

E. Kaon beam function

The constituent quark contribution to the kaon beam function, follows from similar argu-

ments. More specifically, the lowest Fock contribution to the kaon LFWF is

$$\Phi_K(x, k_\perp, s_1, s_2) = \frac{1}{\sqrt{N_c}} \left[\frac{C_K}{\sqrt{x\bar{x}} \left(m_K^2 - \frac{k_\perp^2 + \bar{x}M_u^2 + xM_s^2}{x\bar{x}} \right)} \mathcal{F} \left(\frac{k_\perp}{\lambda_K \sqrt{x\bar{x}}} \right) \right] \bar{u}_{s_1}(k_1) i\gamma^5 \tau^a v_{s_2}(k_2) \quad (16)$$

with the 1 assigned to the u -quark with constituent mass M_u , and the 2 assigned to the s -quark with constituent mass M_s . The normalization condition fixes the normalization constant

$$C_K = \left[\frac{1}{4\pi^2} \int_0^1 dx \int_0^\infty dk_\perp^2 \frac{k_\perp^2 + \bar{x}^2 M_u^2 + x^2 M_s^2 + 2x\bar{x}M_u M_s}{(x\bar{x}m_K^2 - k_\perp^2 - \bar{x}M_u^2 - xM_s^2)^2} \mathcal{F}^2 \left(\frac{k_\perp}{\lambda_K \sqrt{x\bar{x}}} \right) \right]^{-1/2} \quad (17)$$

with $\lambda_K = 3.069$ to reproduce the kaon decay constant $f_K = 112$ MeV. For our choice of the ILM parameters, the kaon mass is $m_K = 458$ MeV, and the constituent quark masses are

$M_u = 394.4$ MeV and $M_s = 556.5$ MeV. A rerun of the preceding arguments for the kaon, yield the constituent quark TMD distribution in a unpolarized kaon.

$$f_1^{u/K^+}(x, k_\perp) = \frac{C_K^2}{(2\pi)^3} \frac{2(k_\perp^2 + \bar{x}^2 M_u^2 + x^2 M_s^2 + 2x\bar{x}M_u M_s)}{(x\bar{x}m_K^2 - k_\perp^2 - \bar{x}M_u^2 - xM_s^2)^2} \mathcal{F}^2 \left(\frac{k_\perp}{\lambda_K \sqrt{x\bar{x}}} \right) \quad (18)$$

The constituent quark TMD distributions in (14) and (18), defined through LFWFs with the stapled Wilson line softly separated in the instanton vacuum picture, are later associated with the soft subtracted quark TMD at low resolution in (20). In Fig. 4 we show constituent quark distribution evaluated by lowest Fock state LFWF overlap in pion (left) (14) and kaon (right) (18) at low resolution $\mu = 1/\rho$ with $\rho = 0.313$ fm: Fig. 4a, 4b are the density plots, 4c, 4d the 3D plots, 4e, 4f the transverse momentum dependent plots for fixed x , and 4g,

4h the longitudinal momentum dependence for fixed k_\perp . The pion parameters are $C_\pi = 7.240$, $m_\pi = 139.0$ MeV, $M = 398.17$ MeV. The kaon parameters are $C_K = 6.60$, $m_K = 458.0$ MeV, $M_u = 394.4$ MeV, $M_s = 556.5$ MeV.

III. TMD EVOLUTION

The rapidity scale plays an important role in TMD evolution, as it distangles the soft exchanges between the collinear hadrons in phase

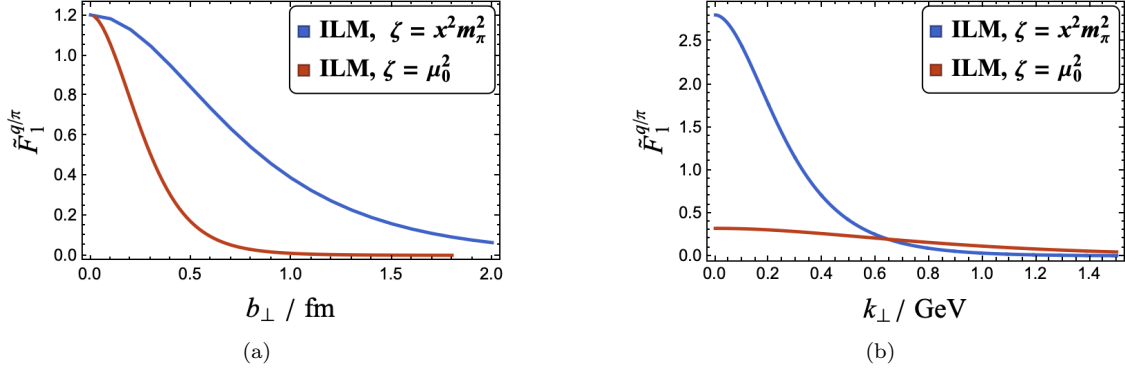


FIG. 5. The comparison of ILM estimated pion TMD distribution $\tilde{F}_1^{q/\pi}(x, b_\perp; \mu_0, \zeta)$ (20) at scale $\mu_0 \sim 1/\rho$ (perturbative gluons excluded) between the one with full unsubtracted quark transverse momentum included (blue, $\zeta = x^2 m_\pi^2 \ll \mu_0^2$) and soft transverse momentum subtracted (red, $\zeta = \mu_0^2$) at $x = 0.3$ in b_\perp space (a) and in k_\perp space (b)

space, in the context of TMD factorization. The rapidity divergences in (1) are controlled by Wilson line rapidity $y_n \rightarrow -\infty$. With this in mind, the TMD beam functions are renormalized by subtracting the rapidity divergence with soft function S . The renormalized (soft-subtracted) TMD functions read [34].

$$\tilde{F}_1^{q/\pi}(x, b_\perp; \mu, \zeta) = \lim_{y_n \rightarrow -\infty} \frac{\tilde{f}_1^{q/\pi}(x, b_\perp, \mu, y_\pi - y_n)}{S(b_\perp, \mu, y - y_n)} \quad (19)$$

where S is the soft factor given in (C3). Here rapidity scale [47]

$$\zeta = 2(xp^+)^2 e^{-2y} = m_\pi^2 x^2 e^{2(y_\pi - y)}$$

represents the energy of a parton in the hadron, and y an arbitrary rapidity mark to account for the rapidity subtraction under evolution.

The amount of subtraction is controlled by the rapidity dependence ζ . At low resolution μ_0 , the soft-subtracted TMD $\tilde{F}_1^{q/\pi}(x, b_\perp; \mu_0, \zeta_0)$ in the ILM, as given by (7), is defined as

$$\tilde{F}_1^{q/\pi}(x, b_\perp; \mu_0, \zeta_0) = \tilde{f}_1^{q/\pi}(x, b_\perp) e^{K_{\text{CS}}^{(\text{inst})}(b_\perp/\rho) \ln \sqrt{\frac{\zeta_0}{x^2 m_\pi^2}}} \quad (20)$$

where $\tilde{f}_1^{q/\pi}(x, b_\perp)$ is evaluated in (14) and (18) for kaons. The variation in the rapidity

y determines the ζ evolution of TMDs [48–51]. Generally, this is implemented in the b_\perp space Fourier-conjugate to k_\perp , allowing for a clearer separation of perturbative and non-perturbative effects [47]. For any leading-twist TMD with soft subtraction \tilde{F} , the CSS renormalization group equations reads [52, 53]

$$\begin{aligned} \frac{d}{d \ln \sqrt{\zeta}} \ln \tilde{F}(x, b_\perp; \mu, \zeta) &= K_{\text{CS}}(b_\perp, \mu) \\ \frac{d}{d \ln \mu} \ln \tilde{F}(x, b_\perp; \mu, \zeta) &= \Gamma_F(\mu, \zeta) \end{aligned} \quad (21)$$

where

$$\Gamma_F(\mu, \zeta) = \gamma_F(\alpha_s(\mu)) - \Gamma_{\text{cusp}}(\alpha_s(\mu)) \ln \left(\frac{\zeta}{\mu^2} \right)$$

The CS kernel K_{CS} drives the rapidity ζ scale evolution. The explicit forms of the anomalous dimensions γ_F , depend on the quark operator insertion $\gamma^+, \gamma^+ \gamma^5, i\sigma^{\alpha+} \gamma^5$. Their perturbative expansions are given in Appendix F. The evolved TMDs involve one intrinsic transverse scale b_\perp and two evolution scales μ, ζ , both driven by perturbative and nonperturbative physics.

A consistent matching between the TMD evolution in the non-perturbative part of the transverse space, to the standard and perturbative collinear factorization part, is notoriously

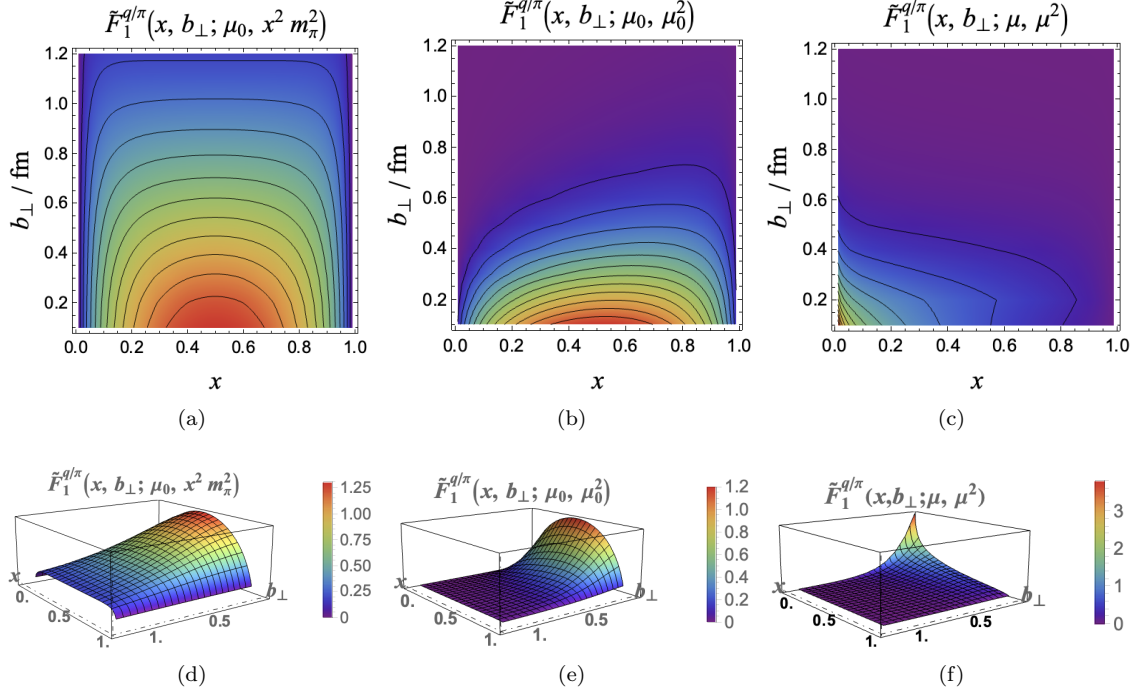


FIG. 6. Upper panel is the contour plot of the ILM based pion TMD PDF $\tilde{F}_1^{q/\pi}(x, b_\perp; \mu, \zeta)$: (a) soft subtracted quark TMD at minimal rapidity scale $\zeta = x^2 m_\pi^2$ and $\mu_0 = 1/\rho = 0.63$ GeV, (b) quark TMD with the soft subtraction at $\mu_0 = 1/\rho = 0.63$ GeV and (c) soft subtracted TMD evolved to $\mu = 2$ GeV with chosen scheme $\zeta = \mu^2$. The lower panel is the 3D plot of the ILM based pion TMD PDF $\tilde{F}_1^{q/\pi}$: (d) quark TMD with the soft subtraction at minimal rapidity scale $\zeta = x^2 m_\pi^2$ and $\mu_0 = 1/\rho = 0.63$ GeV, (e) quark TMD with the soft subtraction at $\mu_0 = 1/\rho = 0.63$ GeV and (f) subtracted TMD evolved to $\mu = 2$ GeV. Here b_\perp is in fm

subtle. For completeness, we note the recent development on the k_\perp momentum space TMD approach, related to the non-perturbative TMD evolution in [37, 54, 55]. For a more thorough review, see [56]. Alternatively, we use a simple procedure in b_\perp space, that consists in minimal matching of the large and small b_\perp regions.

For simplicity, we can choose a simple renormalization scheme where the rapidity evolution

follows $\zeta = \mu^2$. In Fig. 8 we illustrate the regime of scales pertinent to perturbative evolution in shade. In the perturbative regime, the perturbative gluons are dominant, while in the opposite regime the primordial gluon epoxy (hard glue) [22] is dominant. More specifically, in the perturbative regime ($2e^{-\gamma_E}/\mu \lesssim b_\perp \ll b_{\text{NP}}$), we have [47, 57–59]

$$\tilde{F}_1^{q/\pi}(x, b_\perp; \mu, \mu^2)|_{b_\perp \ll b_{\text{NP}}} \rightarrow \sum_{i=q, \bar{q}, g} \int_x^1 \frac{dx'}{x'} C_{q/i}(x/x', b_\perp, \mu_b) f_1^{i/\pi}(x', \mu_b) e^{-S_{\text{sud}}(\mu_b, \mu)} \quad (22)$$

where the transverse scale μ_b is defined as

$$\mu_b = 2e^{-\gamma_E}/b_\perp \quad (23)$$

with γ_E the Euler–Mascheroni constant. This

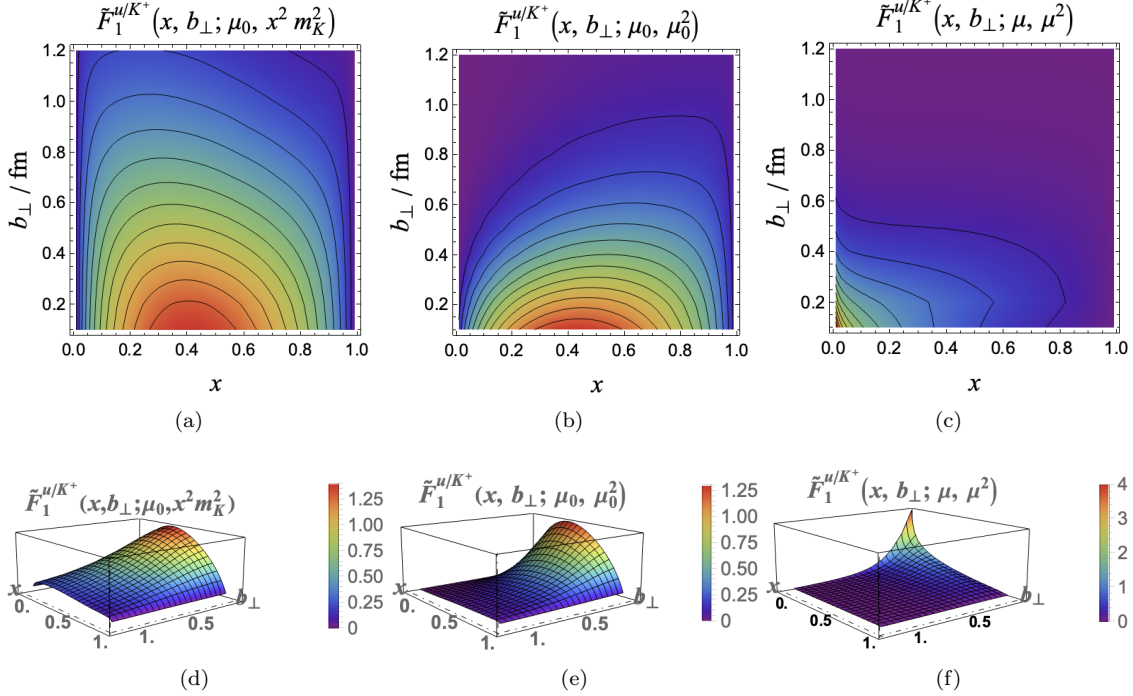


FIG. 7. Upper panel is the contour plot of the ILM based kaon TMD PDF \tilde{F}_1^{u/K^+} : (a) quark TMD with the soft subtraction at minimal rapidity scale $\zeta = x^2 m_K^2$ and $\mu_0 = 1/\rho = 0.63$ GeV, (b) TMD with the soft subtraction at $\mu_0 = 1/\rho = 0.63$ GeV and (c) subtracted TMD evolved to $\mu = 2$ GeV. The lower panel is the 3D plot of the ILM based kaon TMD PDF \tilde{F}_1^{u/K^+} : (d) quark TMD with the soft subtraction at minimal rapidity scale $\zeta = x^2 m_K^2$ and $\mu_0 = 1/\rho = 0.63$ GeV, (e) TMD with the soft subtraction at $\mu_0 = 1/\rho = 0.63$ GeV and (f) subtracted TMD evolved to $\mu = 2$ GeV. Here b_\perp is in fm

formulation follows the CSS formalism in [35], and is perturbatively meaningful only at small values of b_\perp , with a scale μ_b that is sufficiently larger than the Landau pole Λ_{QCD} . The convolution is the operator product expansion (OPE) which describes the small- b_\perp behavior of the TMDs in terms of the collinear PDFs $f_1^{q/\pi}$ convoluted with the perturbative Wilson coef-

ficients $C_{i/j}$ [60] defined in Appendix D. The PDFs with the evolution are shown in Fig. 9. The Sudakov factor contains the perturbative effects of soft gluon radiation, driving the evolution of the TMDs from μ_b to the UV renormalization scale μ perturbatively. The Sudakov kernel S_{sud} is defined as

$$S_{\text{sud}}(\mu_b, \mu) \approx \int_{\mu_b}^{\mu} \frac{d\mu'}{\mu'} \left[\Gamma_{\text{cusp}}(\alpha_s(\mu'^2)) \ln \left(\frac{\mu^2}{\mu'^2} \right) - \gamma_F(\alpha_s(\mu'^2)) \right] - K_{\text{CS}}^{(\text{pert})}(b_\perp, \mu_b) \ln \left(\frac{\mu}{\mu_b} \right) \quad (24)$$

We note that when $b_\perp \rightarrow 0$, the perturbative formulation (22) is not valid, and should

be matched to the fixed-order collinear calcula-

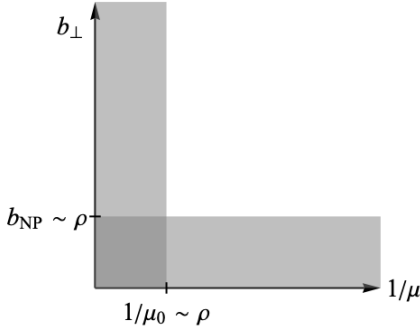


FIG. 8. Perturbative (shaded) and non-perturbative (unshaded) regions for TMD evolution in transverse b_\perp and resolution μ .

tion at μ following from the OPE,

$$\tilde{F}_1^{q/\pi}(x, b_\perp; \mu, \mu^2)|_{b_\perp \rightarrow 0} \rightarrow f_1^{q/\pi}(x, \mu) \quad (25)$$

This can be improved by modifying the transverse scale (23) in the Sudakov factor S_{sud} through a smooth substitution $\mu_b \rightarrow \mu$ as $b_\perp \rightarrow 0$, so that the lower limit of the integral in (24) never exceeds the upper limit. This is similar to the transverse scale introduced in

[48, 56, 58, 61, 62]. In a way, this modification corresponds to a re-summation of logarithms, such that the Sudakov exponent S_{sud} interpolates to 0 at $b_\perp = 0$, as it should [63, 64].

In the non-perturbative region ($b_\perp \gg b_{\text{NP}}$) as illustrated by the unshaded region in Fig. 8, the glue contribution in the ILM starts to modify the perturbative prediction in (22). As the transverse distance grows, the soft (transverse) scale μ_b in the Sudakov factor saturates to μ_0 . A similar b_* prescription with the transverse scale μ_b saturated at large b_\perp , has been discussed in [48, 65]. The perturbative gluon radiation at large transverse distance is suppressed, and the nonperturbative component of the TMD evolution compensates the gluon radiation. A phenomenological illustration of this mechanism is discussed in [47, 66], where the transverse scale is smoothly saturated at large distance $\mu_b(b_\perp \rightarrow \infty) \rightarrow \mu_0$, to ensure that the perturbative evolution remains within the perturbative regime. With this in mind, the soft-subtracted TMD in large distance can be defined as

$$\begin{aligned} \tilde{F}_1^{q/\pi}(x, b_\perp; \mu, \mu^2)|_{b_\perp \gg b_{\text{NP}}} &\simeq \tilde{F}_1^{q/\pi}(x, b_\perp; \mu_0, \mu_0^2) e^{K_{\text{CS}}^{(\text{inst})}(b_\perp/\rho) \ln \sqrt{\frac{\mu^2}{\mu_0^2}}} \\ &\times \exp \left[\int_{\mu_0}^{\mu} \frac{d\mu'}{\mu'} \left(\gamma_F(\alpha_s(\mu'^2)) - \Gamma_{\text{cusp}}(\alpha_s(\mu'^2)) \ln \left(\frac{\mu^2}{\mu'^2} \right) \right) \right] \end{aligned} \quad (26)$$

The perturbative Sudakov form factor S_{sud} evolves from μ_0 to μ . At the initial scale $\mu = \mu_0 \sim 1/\rho$, the large distance TMD can be fully estimated by the instanton vacuum. The amount of the soft subtraction is controlled by the rapidity dependence ζ . In Fig. 6a and 6b, it

is evident that the extent of subtraction is more pronounced at small x , where the soft gluons is more populated.

The full TMD function at high resolution μ interpolates between the large b_\perp and small b_\perp by optimal matching with the smooth cut-off b_{NP} in linear combination.

$$\tilde{F}_1^{q/\pi}(x, b_\perp; \mu, \mu^2) = \tilde{F}_1^{q/h}(x, b_\perp \ll b_{\text{NP}}; \mu, \mu^2) e^{-b_\perp/b_{\text{NP}}} + \tilde{F}_1^{q/h}(x, b_\perp \gg b_{\text{NP}}; \mu, \mu^2) (1 - e^{-b_\perp/b_{\text{NP}}}) \quad (27)$$

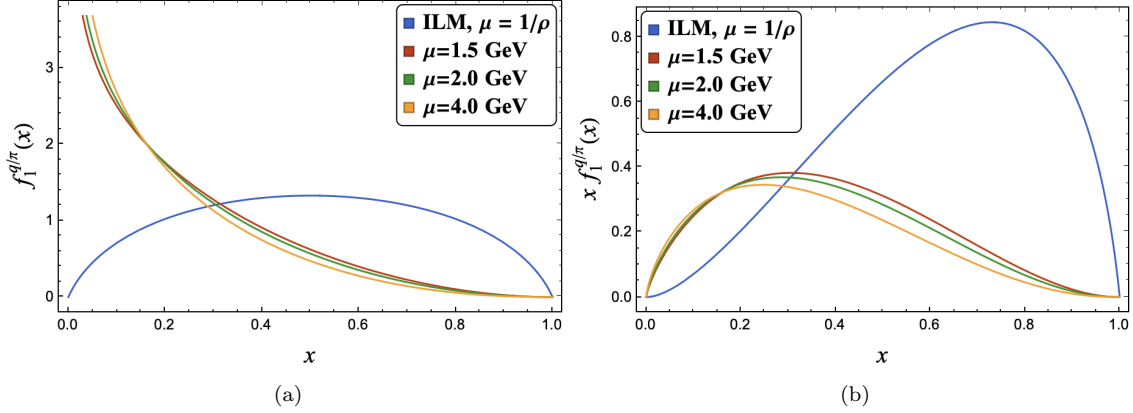


FIG. 9. ILM estimated parton density distribution (a) and momentum distribution (b) of pion evolved with Dokshitzer–Gribov–Lipatov–Altarelli–Parisi (DGLAP) equation. The results in the ILM are from [17, 18].

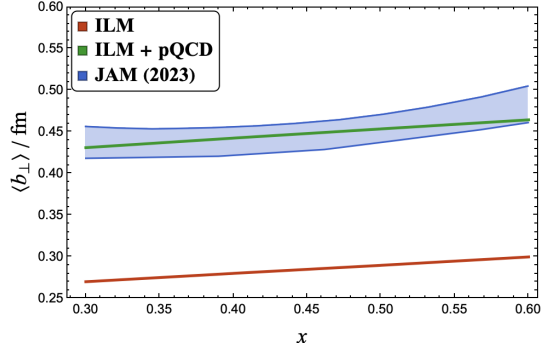


FIG. 10. The instanton estimation on the conditional average of b_\perp (28) is compared to the Drell-Yan experimental data extraction done by Jefferson Lab Angular Momentum (JAM) Collaboration [59] where the TMD evolution is taken from $\mu = 1.27$ GeV to $\mu = 4$ GeV. The red one is the estimation by ILM and the green curve is the RG improved result with N³LO evolution kernel. The optimal fitting parameter b_{NP} in (27) is chosen to be 1.3 GeV^{-1} .

Here b_{NP} is an optimization parameter with a value of about ρ , that interpolates the perturbative and non-perturbative contributions.

IV. RESULTS

In Fig. 5a, we show the pion TMD $\tilde{F}_1^{q/\pi}(x, b_\perp; \mu_0, \zeta)$ at the inverse instanton size resolution $\mu_0 = 1/\rho$ and parton momentum fraction $x = 0.3$, versus b_\perp with minimal rapidity scale $\zeta = x^2 m_\pi^2$ (blue-solid curve) and $\zeta = \mu_0^2$ (red-solid curve). In Fig. 5b, we show the Fourier transform of the same results versus k_\perp .

In the upper panel of Fig. 6 we show the contour plots for our final results for the pion TMDPDFs with b_\perp measured in fm: (a) shows the contour for the pion TMD $\tilde{F}_1^{q/\pi}$ at intrinsic parton rapidity $\zeta = x^2 m_\pi^2$ and $\mu_0 = 1/\rho = 0.63$ GeV; (b) is the pion TMD with the soft subtraction at $\mu_0 = \sqrt{\zeta} = 1/\rho = 0.63$ GeV; (c) is the contour plot for the final subtracted pion TMD $\tilde{F}_1^{q/\pi}$ evolved to $\mu = \sqrt{\zeta} = 2$ GeV with $b_{\text{NP}} = 1.3 \text{ GeV}^{-1}$. The lower panel of Fig. 6 is the 3D plots of the same results shown in the upper panel.

In the upper panel of Fig. 7 we show the contour plots for our final results for the kaon TMDPDFs, also with b_\perp measured in fm: (a) shows the contour for the kaon TMD $\tilde{F}_1^{u/K^+}(x, b_\perp; \mu_0, \zeta)|_{\zeta=x^2 m_K^2} = \tilde{f}_1^{u/K^+, (0)}(x, b_\perp)$ at $\mu_0 = 1/\rho = 0.63$ GeV; (b) is the kaon TMD with the soft subtraction $\zeta = \mu_0^2$ at

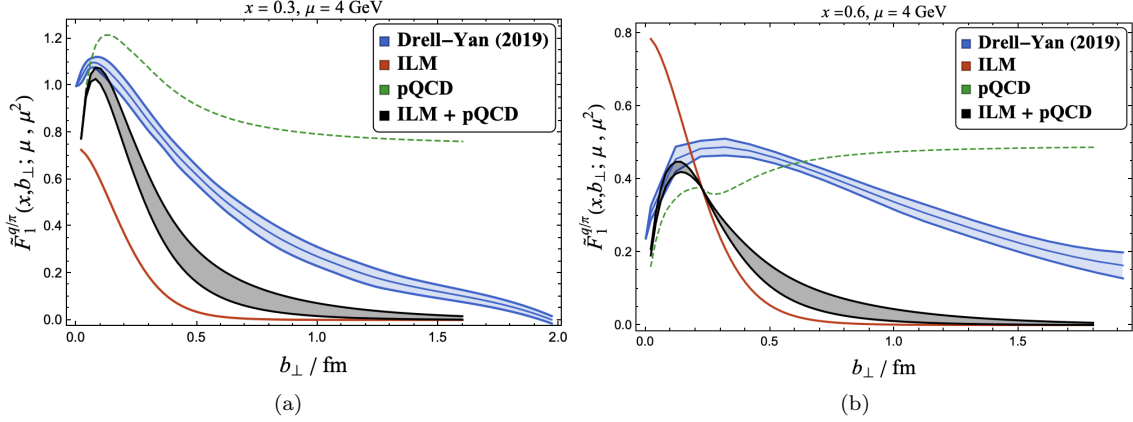


FIG. 11. The evolved pion TMD versus b_\perp with (a) $x = 0.3$ and (b) $x = 0.6$, compared to the Drell-Yan experimental data extraction [67] from three available measurements of the transverse momentum cross section for pion-induced Drell-Yan process performed by NA3 [68], E537 [69] and E615 [70]. The black band follows the optimal fitting parameter b_{NP} in (27) chosen from 1.3 to 2.1 GeV^{-1}

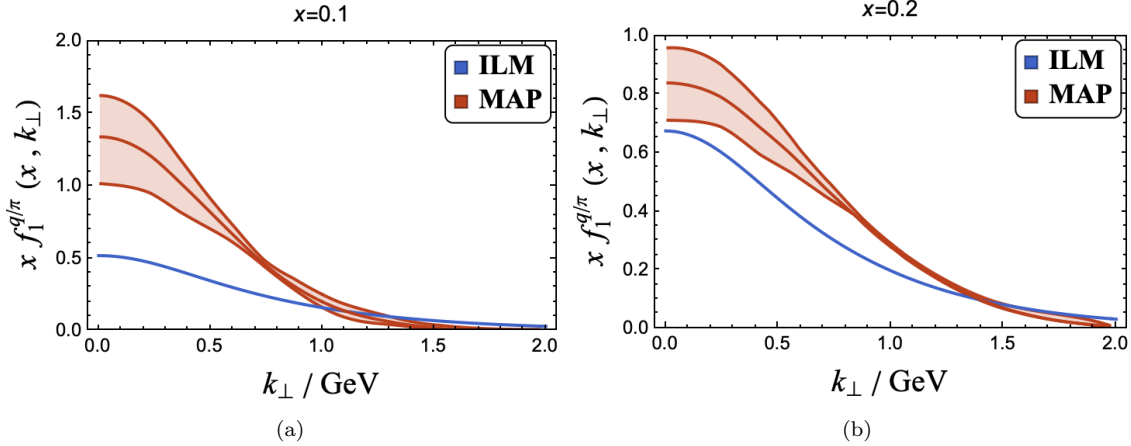


FIG. 12. The evolved pion TMD versus k_\perp for the matching parameter $b_{\text{NP}} = 1.3 \text{ GeV}^{-1}$, with (a) $x = 0.1$ and (b) $x = 0.2$. The comparison is to the extracted experimental data from the unpolarized pion-nucleus Drell-Yan process from the MAP collaboration [71].

$\mu_0 = 1/\rho = 0.63 \text{ GeV}$; (c) is the contour plot for the subtracted kaon TMD \tilde{F}_1^{u/K^+} evolved to $\mu = \sqrt{\zeta} = 2 \text{ GeV}$ with $b_{\text{NP}} = 1.3 \text{ GeV}^{-1}$. The lower panel of Fig. 7 is the 3D plots of the same results shown in the upper panel. The huge change in the evolved TMD at high resolution, in comparison to those at low resolution, stems from the large modifications following from the DGLAP evolution of the PDFs shown in Fig. 9.

The conditional distribution moment of b_\perp is defined as

$$\langle b_\perp^n \rangle(x) = \frac{\int d^2 b_\perp b_\perp^n \tilde{F}_1^{q/\pi}(x, b_\perp; \mu, \mu^2)}{\int d^2 b_\perp \tilde{F}_1^{q/\pi}(x, b_\perp; \mu, \mu^2)} \quad (28)$$

In Fig. 10 we show the ILM estimate for the conditional average of b_\perp following from (28) (red-solid curve), and the RG improved result with N³LO evolution kernel (green-solid curve)

with the choice $b_{\text{NP}} = 1.3 \text{ GeV}^{-1}$ in (27). The evolved result is compared to the experimentally extracted moment by the Jefferson Lab Angular Momentum Collaboration (JAM) [59] (blue-wide band). The empirical TMD uses the Drell-Yan data with evolution from $\mu = 1.27 \text{ GeV}$ to $\mu = 4 \text{ GeV}$.

In Fig. 11 we show the results for the pion TMD in b_{\perp} in fm, with (a) $x = 0.3$ and (b) $x = 0.6$ for the ILM (red-solid curve), for pQCD (green-solid curve), the combined TMD with ILM plus pQCD (black-solid curve) using $b_{\text{NP}} = 2.1 \text{ GeV}^{-1}$ in (27). The comparison is to the Drell-Yan experimental data extraction [67] (blue-wide band) from three available measurements of the transverse momentum cross-section for pion-induced Drell-Yan processes performed by NA3 [68], E537 [69] and E615 [70]. The reported data appears to favor a larger contribution from the perturbative term in (27) at larger b_{\perp} . This is rather surprising, since perturbation theory is not supposed to hold at these large b_{\perp} .

In Fig. 12 we show the ILM evolved pion TMD versus k_{\perp} , for the matching parameter $b_{\text{NP}} = 1.3 \text{ GeV}^{-1}$, for $x = 0.1$ (a) and $x = 0.2$ (b). The results are compared to the extracted experimental data from the unpolarized pion-nucleus Drell-Yan process from the MAP collaboration [71]. The fact that the ILM result undershoots at $x = 0.1$ is expected in the lowest 2-Fock approximation. A small 4-Fock component in this x-range, should increase the rho sea quark contribution and improve the comparison.

V. CONCLUSIONS

We have developed an analysis of the pion and kaon TMDs using the ILM of the QCD vacuum. The leading twist TMDs are pertinent expectation values of quark bilinears dressed by stapled Wilson lines, evaluated in luminal pion and kaon states. They provide a tomographic description of the the pion and kaon parton content, in both parton fraction x and transverse

space b_{\perp} .

Our analysis shows that the emerging tomographic pictures of both the pion and kaon TMDs $\tilde{F}_1^{q/h}$ at different resolutions, appear strikingly different. In the ILM at low resolution $\mu_0 \sim 1/\rho$ and large b_{\perp} , the TMDs carry partons mostly around $x \sim \frac{1}{2}$ within a range $b_{\perp} \sim \rho$ of the order of the meson size. In contrast after CSS evolution to higher resolution, the TMDs are dominated by partons at small $x \sim 0$ in a narrow region of $b_{\perp} \ll \rho$. In light of this, it may be important to revisit the reliability of the CSS evolution starting from $\mu_0 \sim 1/\rho$, by re-adapting it to the gradient flow technique [11, 72] which revealed the ILM in the deeply cooled regime [8].

Nevertheless, most effective models for TMDs of the pion and kaon do not take into account CSS evolution [73–75], or at least do not address the source of the rapidity scale dependence [42, 76], so they are not readily amenable to comparison the present results. Our comparison to the extracted TMDs from Drell-Yan data are not very conclusive, as the latters appear to be dominated by perturbative contributions well into the non-perturbative regime. We would welcome more data analyses, and lattice simulations for further comparison. The role of higher Fock components and molecular configurations in the ILM, would be important to consider.

Acknowledgments We thank Marco Radici and Ted Rogers for their comments on the first version of this manuscript. This work is supported by the Office of Science, U.S. Department of Energy under Contract No. DE-FG88ER40388. This research is also supported in part within the framework of the Quark-Gluon Tomography (QGT) Topical Collaboration, under contract no. DE-SC0023646.

Appendix A: LF conventions

Throughout, we use the Kogut-Soper conventions with the Weyl chiral basis for the gamma matrices

$$\gamma^0 = \begin{pmatrix} 0 & 1 \\ 1 & 0 \end{pmatrix} \quad \gamma^i = \begin{pmatrix} 0 & \sigma^i \\ -\sigma^i & 0 \end{pmatrix} \quad (\text{A1})$$

The LF components are normalized to

$$\gamma^\pm = \frac{\gamma^0 \pm \gamma^3}{\sqrt{2}} \quad (\text{A2})$$

with the LF projectors

$$\mathcal{P}_+ = \frac{1}{2} \gamma^- \gamma^+ = \begin{pmatrix} 1 & 0 & 0 & 0 \\ 0 & 0 & 0 & 0 \\ 0 & 0 & 0 & 0 \\ 0 & 0 & 0 & 1 \end{pmatrix} \quad (\text{A3})$$

and $\mathcal{P}_- = 1 - \mathcal{P}_+$.

The LF fermionic field is composed of the plus (good) component $\psi_+ = \frac{1}{2} \gamma^- \gamma^+ \psi$

$$\psi = \psi_+ + \frac{i}{\partial_-} \frac{\gamma^+}{2} (i \gamma_\perp \cdot \partial_\perp - M) \psi_+ \quad (\text{A4})$$

after eliminating the minus (bad) component $\psi_- = \frac{1}{2} \gamma^+ \gamma^- \psi$

The spin-dependent wave functions denotes the spin states in the creation of a quark-anti-quark pair. The spin wave functions for each channels can be computed using the LF spinors for the quarks and anti-quarks. The spinors are defined as

$$u_s(k) = \frac{1}{\sqrt{\sqrt{2}k^+}} (\not{k} + M) \begin{pmatrix} \xi_s \\ \xi_s \end{pmatrix} \Big|_{k^- = \frac{k_\perp^2 + M^2}{2k^+}}$$

$$v_s(k) = \frac{1}{\sqrt{\sqrt{2}k^+}} (\not{k} + M) \begin{pmatrix} -\eta_s \\ \eta_s \end{pmatrix} \Big|_{k^- = \frac{k_\perp^2 + M^2}{2k^+}} \quad (\text{A5})$$

respectively. Here ξ_s (η_s) refers to a quark 2-spinor (anti-quark 2-spinor) with a spin pointing in the z -direction, and M the constituent quark mass. The anti-quark 2-spinor is related to the quark 2-spinor by charge conjugation $\eta_s = i\sigma_2 \xi_s^* = -2s \xi_{-s}$

Appendix B: Pion and kaon DAs

The pion and kaon distribution amplitudes (DAs) are defined as

$$\varphi_\pi(x) = \frac{1}{if_\pi} \int_{-\infty}^{+\infty} \frac{dz^-}{2\pi} e^{ixp^+ z^-} \langle 0 | \bar{d}(0) \frac{1}{\sqrt{2}} \gamma^+ \gamma_5 W[0; z^-] u(z^-) | \pi \rangle$$

$$\varphi_K(x) = \frac{1}{if_K} \int_{-\infty}^{+\infty} \frac{dz^-}{2\pi} e^{ixp^+ z^-} \langle 0 | \bar{s}(0) \frac{1}{\sqrt{2}} \gamma^+ \gamma_5 W[0; z^-] u(z^-) | K \rangle \quad (\text{B1})$$

Their explicit forms in the ILM read [17, 18],

$$\varphi_\pi(x) = \frac{2\sqrt{N_c} M}{f_\pi} \frac{C_\pi}{8\pi^2} \int_0^\infty dk_\perp^2 \frac{1}{k_\perp^2 + M^2 - x\bar{x}m_\pi^2} \mathcal{F}^2\left(\frac{k_\perp}{\lambda_\pi \sqrt{x\bar{x}}}\right)$$

$$\varphi_K(x) = \frac{2\sqrt{N_c}(\bar{x}M_u + xM_s)}{f_K} \frac{C_K}{8\pi^2} \int_0^\infty dk_\perp^2 \frac{1}{k_\perp^2 + \bar{x}M_u^2 + xM_s^2 - x\bar{x}m_K^2} \mathcal{F}^2\left(\frac{k_\perp}{\lambda_K \sqrt{x\bar{x}}}\right) \quad (\text{B2})$$

where $\bar{x} = 1 - x$. Both distribution amplitudes are properly normalized as

$$\int_0^1 dx \varphi_{\pi,K}(x) = 1 \quad (\text{B3})$$

The normalization condition is ensured by choosing the parameters $\lambda_{\pi,K}$ with given decay constant $f_\pi = 94$ MeV and $f_K = 122$ MeV at $\mu = 1/\rho$.

$$\lambda_\pi = 2.550 \quad \lambda_K = 3.069 \quad (\text{B4})$$

Appendix C: TMD factorization

TMD factorization offers a framework to describe high-energy processes with momentum transverse much smaller than the characteristic hard scale of the interaction, in Drell-Yan (DY), semi-inclusive deep inelastic scattering (SIDIS), and hadron production in lepton-pair annihilation. The scattering process is decomposed into a collinear factor or TMD distribution/fragmentation functions for the two hadrons, and soft factors capturing the long-range soft gluon exchange. A detailed review can be found in [77].

For DY processes, the naive TMD factorization for scattering involving hadrons A onto B factors into

$$d\sigma \sim \tilde{f}_A(x_A, b_\perp, y_A - y_n) \tilde{f}_B(x_B, b_\perp, y_{\bar{n}} - y_B) \times S(b_\perp, y_n - y_{\bar{n}}) \quad (\text{C1})$$

with the impact Fourier transforms

$$\tilde{f}_h(x_h, b_\perp, y_h - y_n) = \int \frac{d^2 k_\perp}{(2\pi)^2} e^{ik_\perp \cdot b_\perp} f_h(x, k_\perp, y_h - y_n) \quad (\text{C2})$$

where $y_h = \frac{1}{2} \ln(p^+/p^-)$ is the hadron rapidity

and $y_n = \frac{1}{2} \ln(n^+/n^-)$ is the rapidity for the near-light-cone direction n in Wilson line. This direction usually refers to the moving direction of the other hadron. The soft function is defined as [33, 34, 47]

$$S(b_\perp, y_n - y_{\bar{n}}) = \frac{1}{N_c} \text{Tr} \langle W_{\pm \bar{n}}(0) W_{\pm n}^\dagger(0) W_{\pm n}(b_\perp) W_{\pm \bar{n}}^\dagger(b_\perp) \rangle \quad (\text{C3})$$

where the half-infinite Wilson lines, which represents the intermediate gluon resummation during the process, are specified by the direction v and the initial point x ,

$$W_v(x) = W[v\infty + x; x] = \mathcal{P} \exp \left[ig \int_0^\infty dz v_\mu A^\mu(vz + x) \right] \quad (\text{C4})$$

While naive factorization is straightforward, applying the definitions in (C1) often leads to ambiguous overlaps between collinear and soft kinematic regions, leading to unregulated light-cone divergences caused by $y_n \rightarrow -\infty$ and $y_{\bar{n}} \rightarrow \infty$. To disentangle their contributions, rapidity regulators are introduced, allowing the formula to be recast as [34].

$$\begin{aligned} & \lim_{\substack{y_n \rightarrow -\infty \\ y_{\bar{n}} \rightarrow \infty}} \tilde{f}_A(b_\perp, y_A - y_n) \tilde{f}_B(b_\perp, y_{\bar{n}} - y_B) S(b_\perp, y_n - y_{\bar{n}}) \\ & \rightarrow \frac{\tilde{f}_A(b_\perp, y_A - (-\infty))}{S(b_\perp, y_1 - (-\infty))} \frac{\tilde{f}_B(b_\perp, b_\perp, \infty - y_B)}{S(b_\perp, \infty - y_2)} S(b_\perp, y_2 - y_1) \end{aligned} \quad (\text{C5})$$

Here y_1 and y_2 are arbitrary rapidities introduced to subtract the overcounting soft region. For simplicity, we can assume $y_1 = y_2$. The original definition of TMD distributions \tilde{f} in (C2) are called unsubtracted TMD distributions. After subtraction, the remaining soft factors can be absorbed into renormalized TMD distributions. Conventionally, the soft subtracted TMD distributions are defined as

[50, 51]

$$\begin{aligned} \tilde{F}_h(x, b_\perp; \mu, \zeta) &= \tilde{f}_h(x, b_\perp, \mu, y - (-\infty)) \\ &\times \sqrt{\frac{S(b_\perp, \mu, \infty - y)}{S(b_\perp, \mu, y - (-\infty)) S(b_\perp, \mu, \infty - (-\infty))}} \end{aligned} \quad (\text{C6})$$

where $\zeta = 2(xp^+)^2 e^{-y} = m_h^2 x^2 e^{2(y_h - y)}$ represents the energy of the hadron with y distinguishing the energy between two hadrons, $\zeta_A \zeta_B = (2x_A x_B p_A^+ p_B^-)^2 = Q^4$.

Appendix D: TMD Evolution

The TMD renormalization group (RG) equations of leading-twist TMD functions in (21) are driven by the Collin-Soper kernel K_{CS} that governs the rapidity ζ scale evolution and

$$\begin{aligned} \tilde{F}_h(x, b_\perp; \mu, \zeta) = & \tilde{F}_h(x, b_\perp; \mu_0, \zeta_0) \\ & \times \exp \int_{(\mu_0, \zeta_0)}^{(\mu, \zeta)} \left[\frac{d\mu}{\mu} \left(\gamma_F(\alpha_s(\mu)) - \Gamma_{\text{cusp}}(\alpha_s(\mu)) \ln \left(\frac{\zeta_0}{\mu^2} \right) \right) + \frac{d\zeta'}{\zeta'} \frac{K_{\text{CS}}(b_\perp, \mu)}{2} \right] \end{aligned} \quad (\text{D1})$$

In the perturbative region where b approaches zero, the TMD distribution reads [35, 47, 57–59]

$$\tilde{F}_1^{q/h}(x, b_\perp; \mu, \mu^2)|_{b_\perp \rightarrow 0} \rightarrow \sum_{i=q, \bar{q}, g} \int_x^1 \frac{dx'}{x'} C_{q/i}(x/x', b_\perp, \mu) f_1^{i/\pi}(x', \mu) \quad (\text{D2})$$

Here we choose a simple scheme where the evolution follows $\zeta = \mu^2$. The convolution is the operator product expansion (OPE) which factorize the small- b behavior of the TMDs into the collinear PDFs $f^{q/h}$ convoluted with perturbative Wilson coefficients $C_{i/j}$ at scale μ_b . The Sudakov factor accounts for the remaining scale dependence, evolving the TMD distribution back to μ from μ_b . The perturbative Wilson coefficient for quarks up to $\mathcal{O}(\alpha_s)$ is given by [60]

$$\begin{aligned} C_{q/q}(x, b_\perp, \mu_b) = & \delta(1-x) \\ & + \frac{\alpha_s}{4\pi} C_F \left[-\frac{\pi^2}{6} \delta(1-x) + 2(1-x) \right] \end{aligned} \quad (\text{D3})$$

where no flavor and quark-gluon mixing are considered.

Appendix E: CS kernel

The evolution of CS kernel is driven by cusp anomalous dimension [3, 66, 78–80],

$$\frac{dK_{\text{CS}}(b_\perp, \mu)}{d \ln \mu^2} = -\Gamma_{\text{cusp}}(\alpha_s(\mu)) \quad (\text{E1})$$

which is guaranteed by integrability. The implementation of TMD evolution equations, though

the anomalous dimension γ_F depending on the anomalous dimension of the TMD quark operators.

The naive solution for the RG equation of the TMD distributions reads [53]

based on pQCD, requires certain prescriptions to prevent extending the calculations to the non-perturbative region. In [47], the Collins-Soper kernel is divided into a perturbative contribution plus a non-perturbative left-over separated by a smooth cut-off b_* ,

$$\begin{aligned} K_{\text{CS}}(b_\perp, \mu) = & K_{\text{CS}}^{(\text{pert})}(b_*, \mu_{b_*}) - 2 \int_{\mu_{b_*}}^{\mu} \frac{d\mu'}{\mu'} \Gamma_{\text{cusp}} + K_{\text{CS}}^{(\text{np})}(b_\perp) \end{aligned} \quad (\text{E2})$$

Here $\mu_{b_*} = \frac{2e^{-\gamma_E}}{b_*}$ and b_* is the modified transverse distance suggested in [47], such that $b_*(b_\perp \rightarrow \infty) \rightarrow b_{\text{NP}}$ to ensure that the evolution remains within the perturbative regime.

The first and second part in (E2) are given by the perturbative renormalization group (RG) equation (E1), with the evolution defined by the perturbative cusp anomalous dimension and its interaction constant with minimal logarithmic dependence. The coefficients of $K_{\text{CS}}^{(\text{pert})}$ for each order of α_s can be found in Appendix F. The third part $K_{\text{CS}}^{(\text{np})}(b_\perp)$ in (E2) is the non-perturbative correction to the Collins-Soper kernel, which is μ -independent.

A simple model proposed in [81–83] suggests $K_{\text{CS}}^{(\text{np})}$ to be a quadratic function, following the recent analysis in [57, 58]. In [33], we have

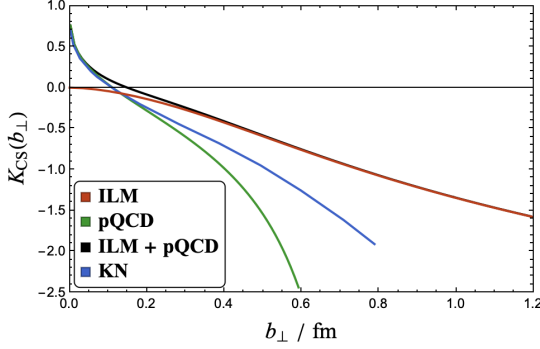


FIG. 13. The instanton estimated Collin-Soper kernel (red curve) in [33] and instanton estimation with RG improved by perturbative QCD evolution in (E2) (black curve) at small b_\perp is compared to the pure perturbative RG (green curve) and data extraction (blue curve) from a global analysis of Drell-Yan lepton pair and Z boson production [83]

estimated the non-perturbative contribution in the ILM as

$$K_{\text{CS}}^{(\text{np})}(b_\perp) = K_{\text{CS}}^{(\text{inst})}(b_\perp/\rho) - K_{\text{CS}}^{(\text{inst})}(b_*/\rho) \quad (\text{E3})$$

The CS kernel with the instanton contribution $K_{\text{CS}}^{(\text{inst})}(b_\perp/\rho)$ is shown in Fig. 13 (red curve) following from the analysis in [33]. The renormalization group (RG) improved CS kernel with $b_{\text{NP}} \sim 0.13$ fm in (E2) (black-curve) is compared to the pure perturbative RG (green curve), and to the empirically extracted (blue curve) from a global analysis, from Drell-Yan lepton pair and Z boson production [83].

Appendix F: Anomalous dimensions and Wilson coefficients for TMD evolution

In this Appendix we summarise the anomalous dimensions and Wilson coefficients for TMD evolution up to next-to-next-to-next-to-leading order (N³LO) [35, 80, 84]

The light-cone cusp anomalous dimension is given by

$$\Gamma_{\text{cusp}}(\alpha_s) = \sum_{n=1}^{\infty} \left(\frac{\alpha_s}{4\pi} \right)^n \Gamma_n \quad (\text{F1})$$

where n -th order coefficients at each order are defined as

$$\Gamma_1 = 4C_F \quad (\text{F2})$$

$$\begin{aligned} \Gamma_2 &= 8C_F \left[C_A \left(\frac{67}{18} - \frac{\pi^2}{6} \right) - \frac{5}{9}N_f \right] \\ &= \frac{1072}{9} - \frac{16\pi^2}{3} - \frac{160}{27}N_f \end{aligned} \quad (\text{F3})$$

$$\begin{aligned} \Gamma_3 &= 352\zeta(3) + \frac{176\pi^4}{15} - \frac{2144\pi^2}{9} + 1960 \\ &\quad + N_f \left(-\frac{832\zeta(3)}{9} + \frac{320\pi^2}{27} - \frac{5104}{27} \right) \\ &\quad - \frac{64}{81}N_f^2 \end{aligned} \quad (\text{F4})$$

$$\begin{aligned} \Gamma_4 &= 28032\zeta(3) - 1536\zeta(3)^2 - 704\pi^2\zeta(3) - \frac{34496\zeta(5)}{3} + \frac{337112}{9} - \frac{178240\pi^2}{27} + \frac{3608\pi^4}{5} - \frac{32528\pi^6}{945} \\ &\quad + N_f \left(\frac{1664\pi^2\zeta(3)}{9} - \frac{616640\zeta(3)}{81} + \frac{25472\zeta(5)}{9} - \frac{1377380}{243} + \frac{51680\pi^2}{81} - \frac{2464\pi^4}{135} \right) \\ &\quad + N_f^2 \left(\frac{16640\zeta(3)}{81} + \frac{71500}{729} - \frac{1216\pi^2}{243} - \frac{416\pi^4}{405} \right) \\ &\quad + N_f^3 \left(\frac{256\zeta(3)}{81} - \frac{128}{243} \right) \end{aligned} \quad (\text{F5})$$

The collinear anomalous dimension for the TMD operator is given by

$$\gamma_F(\alpha_s) = \sum_{n=1}^{\infty} \left(\frac{\alpha_s}{4\pi} \right)^n \gamma_n \quad (\text{F6})$$

where the n -th order coefficients at each order are defined as

$$\gamma_1 = 6C_F \quad (\text{F7})$$

$$\begin{aligned} \gamma_2 = & C_F^2 (3 - 4\pi^2 + 48\zeta(3)) \\ & + C_F C_A \left(\frac{961}{27} + \frac{11\pi^2}{3} - 52\zeta(3) \right) \\ & + C_F N_f \left(-\frac{130}{27} - \frac{2\pi^2}{3} \right) \end{aligned} \quad (\text{F8})$$

$$\begin{aligned} \gamma_3 = & C_F^2 N_f \left(-\frac{2953}{27} + \frac{26\pi^2}{9} + \frac{28\pi^4}{27} - 512\zeta(3) \right) + C_F N_f^2 \left(-\frac{4834}{729} + \frac{20\pi^2}{27} + \frac{16\zeta(3)}{27} \right) \\ & + C_F^3 \left(29 + 6\pi^2 + \frac{16\pi^4}{5} + 136\zeta(3) - \frac{32\pi^2\zeta(3)}{3} - 480\zeta(5) \right) \\ & + C_F^2 C_A \left(\frac{139345}{1458} + \frac{7163\pi^2}{243} + \frac{83\pi^4}{27} - \frac{7052\zeta(3)}{9} + \frac{88\pi^2\zeta(3)}{9} + 272\zeta(5) \right) \\ & + C_A C_F N_f \left(\frac{17318}{729} - \frac{2594\pi^2}{243} - \frac{22\pi^4}{27} + \frac{1928\zeta(3)}{27} \right) \\ & + C_A C_F^2 \left(\frac{151}{2} - \frac{410\pi^2}{9} - \frac{494\pi^4}{135} + \frac{1688\zeta(3)}{3} + \frac{16\pi^2\zeta(3)}{3} + 240\zeta(5) \right) \end{aligned} \quad (\text{F9})$$

The 2D evolution of the transverse momentum dependence are driven by the anomalous dimension γ_F and Γ_{cusp} . They are identical between TMD PDFs and TMD fragmentation functions to all orders [35]. The anomalous dimensions γ_F only vary by the quark operator defining the TMD functions.

The perturbative part of the Collins-Soper kernel at minimal logarithmic scale $K_{\text{CS}}^{(\text{pert})}(b_{\perp}, \mu = \mu_b)$ is defined as

$$K_{\text{CS}}^{(\text{pert})}(b_{\perp}, \mu_b) = \sum_{n=1}^{\infty} \left(\frac{\alpha_s(\mu_b)}{4\pi} \right)^n k_n \quad (\text{F10})$$

$$k_1 = 0 \quad (\text{F11})$$

$$\begin{aligned} k_2 = & 8C_F \left[\left(\frac{7}{2}\zeta(3) - \frac{101}{27} \right) C_A + \frac{14}{27} N_f \right] \\ = & -2(-56\zeta(3) + \frac{1616}{27} - \frac{224}{81} N_f) \end{aligned} \quad (\text{F12})$$

$$\begin{aligned} k_3 = & -2 \left(\frac{176\pi^2\zeta(3)}{3} - \frac{24656\zeta(3)}{9} + 1152\zeta(5) + \frac{594058}{243} - \frac{6392\pi^2}{81} - \frac{154\pi^4}{45} \right) \\ & - 2N_f \left(\frac{7856\zeta(3)}{81} - \frac{166316}{729} + \frac{824\pi^2}{243} + \frac{4\pi^4}{405} \right) - 2N_f^2 \left(\frac{64\zeta(3)}{27} + \frac{3712}{2187} \right) \end{aligned} \quad (\text{F13})$$

-
- [1] J. Blumlein, *Prog. Part. Nucl. Phys.* **69**, 28 (2013), [arXiv:1208.6087 \[hep-ph\]](#).
 - [2] R. Boussarie *et al.*, (2023), [arXiv:2304.03302 \[hep-ph\]](#).
 - [3] T. C. Rogers, *Eur. Phys. J. A* **52**, 153 (2016), [arXiv:1509.04766 \[hep-ph\]](#).
 - [4] Q.-A. Zhang *et al.* (Lattice Parton), *Phys. Rev. Lett.* **125**, 192001 (2020), [arXiv:2005.14572 \[hep-lat\]](#).
 - [5] P. J. Moran and D. B. Leinweber, in *QCD Downunder II* (2008) [arXiv:0805.4246 \[hep-lat\]](#).
 - [6] C. Michael and P. S. Spencer, *Nucl. Phys. B Proc. Suppl.* **42**, 261 (1995), [arXiv:hep-lat/9411015](#).
 - [7] C. Michael and P. S. Spencer, *Phys. Rev. D* **52**, 4691 (1995), [arXiv:hep-lat/9503018](#).
 - [8] D. B. Leinweber, in *Workshop on Light-Cone QCD and Nonperturbative Hadron Physics* (1999) pp. 138–143, [arXiv:hep-lat/0004025](#).
 - [9] I. Bakas, *J. Phys. Conf. Ser.* **283**, 012004 (2011), [arXiv:1009.6173 \[hep-th\]](#).
 - [10] J. C. Biddle, W. Kamleh, and D. B. Leinweber, *PoS LATTICE2018*, 256 (2018), [arXiv:1903.07767 \[hep-lat\]](#).
 - [11] A. Hasenfratz and O. Witzel, *Phys. Rev. D* **101**, 034514 (2020), [arXiv:1910.06408 \[hep-lat\]](#).
 - [12] A. Athenodorou, P. Boucaud, F. De Soto, J. Rodríguez-Quintero, and S. Zafeiropoulos, *JHEP* **02**, 140 (2018), [arXiv:1801.10155 \[hep-lat\]](#).
 - [13] J. C. Biddle, W. Kamleh, and D. B. Leinweber, *EPJ Web Conf.* **245**, 06010 (2020), [arXiv:2009.12047 \[hep-lat\]](#).
 - [14] E. V. Shuryak, *Nucl. Phys. B* **203**, 93 (1982).
 - [15] T. Schäfer and E. V. Shuryak, *Rev. Mod. Phys.* **70**, 323 (1998), [arXiv:hep-ph/9610451](#).
 - [16] D. Diakonov and V. Y. Petrov, *Nucl. Phys. B* **272**, 457 (1986).
 - [17] W.-Y. Liu, E. Shuryak, and I. Zahed, *Phys. Rev. D* **109**, 074029 (2024), [arXiv:2307.16302 \[hep-ph\]](#).
 - [18] W.-Y. Liu, E. Shuryak, and I. Zahed, *Phys. Rev. D* **107**, 094024 (2023), [arXiv:2302.03759 \[hep-ph\]](#).
 - [19] E. Shuryak and I. Zahed, *Phys. Rev. D* **107**, 034027 (2023), [arXiv:2208.04428 \[hep-ph\]](#).
 - [20] E. Shuryak and I. Zahed, *Phys. Rev. D* **107**, 034026 (2023), [arXiv:2202.00167 \[hep-ph\]](#).
 - [21] E. Shuryak and I. Zahed, *Phys. Rev. D* **107**, 034024 (2023), [arXiv:2111.01775 \[hep-ph\]](#).
 - [22] E. Shuryak and I. Zahed, *Phys. Rev. D* **107**, 034023 (2023), [arXiv:2110.15927 \[hep-ph\]](#).
 - [23] W.-Y. Liu, E. Shuryak, and I. Zahed, *Phys. Rev. D* **110**, 054005 (2024), [arXiv:2404.03047 \[hep-ph\]](#).
 - [24] W.-Y. Liu, E. Shuryak, C. Weiss, and I. Zahed, (2024), [arXiv:2405.14026 \[hep-ph\]](#).
 - [25] I. Zahed, *Symmetry* **14**, 932 (2022).
 - [26] I. Zahed, *Phys. Rev. D* **104**, 054031 (2021), [arXiv:2102.08191 \[hep-ph\]](#).
 - [27] S. Kumano and Q.-T. Song, *Phys. Rev. D* **103**, 014025 (2021), [arXiv:2011.08583 \[hep-ph\]](#).
 - [28] R. Angeles-Martinez *et al.*, *Acta Phys. Polon. B* **46**, 2501 (2015), [arXiv:1507.05267 \[hep-ph\]](#).
 - [29] M. Grosse Perdekamp and F. Yuan, *Ann. Rev. Nucl. Part. Sci.* **65**, 429 (2015), [arXiv:1510.06783 \[hep-ph\]](#).
 - [30] C. A. Aidala, S. D. Bass, D. Hasch, and G. K. Mallot, *Rev. Mod. Phys.* **85**, 655 (2013), [arXiv:1209.2803 \[hep-ph\]](#).
 - [31] V. Barone, F. Bradamante, and A. Martin, *Prog. Part. Nucl. Phys.* **65**, 267 (2010), [arXiv:1011.0909 \[hep-ph\]](#).
 - [32] U. D'Alesio and F. Murgia, *Prog. Part. Nucl. Phys.* **61**, 394 (2008), [arXiv:0712.4328 \[hep-ph\]](#).
 - [33] W.-Y. Liu, I. Zahed, and Y. Zhao, (2024), [arXiv:2501.00678 \[hep-ph\]](#).
 - [34] X.-d. Ji, J.-p. Ma, and F. Yuan, *Phys. Rev. D*

- 71**, 034005 (2005), arXiv:hep-ph/0404183.
- [35] J. Collins and T. C. Rogers, *Phys. Rev. D* **96**, 054011 (2017), arXiv:1705.07167 [hep-ph].
- [36] O. del Rio, A. Prokudin, I. Scimemi, and A. Vladimirov, *Phys. Rev. D* **110**, 016003 (2024), arXiv:2402.01836 [hep-ph].
- [37] J. O. Gonzalez-Hernandez, T. C. Rogers, and N. Sato, *Phys. Rev. D* **106**, 034002 (2022), arXiv:2205.05750 [hep-ph].
- [38] T. Rogers, *Mod. Phys. Lett. A* **35**, 2030021 (2020), arXiv:2008.05351 [hep-ph].
- [39] C. Lorcé, B. Pasquini, and P. Schweitzer, *Eur. Phys. J. C* **76**, 415 (2016), arXiv:1605.00815 [hep-ph].
- [40] S. Noguera and S. Scopetta, *JHEP* **11**, 102 (2015), arXiv:1508.01061 [hep-ph].
- [41] X. Qian *et al.* (Jefferson Lab Hall A), *Phys. Rev. Lett.* **107**, 072003 (2011), arXiv:1106.0363 [nucl-ex].
- [42] W. Kou, C. Shi, X. Chen, and W. Jia, *Phys. Rev. D* **108**, 036021 (2023), arXiv:2304.09814 [hep-ph].
- [43] B. Pasquini and P. Schweitzer, *Phys. Rev. D* **90**, 014050 (2014), arXiv:1406.2056 [hep-ph].
- [44] A. Bacchetta, F. Conti, and M. Radici, *Phys. Rev. D* **78**, 074010 (2008), arXiv:0807.0323 [hep-ph].
- [45] A. Bacchetta, F. G. Celiberto, M. Radici, and P. Tael, *Eur. Phys. J. C* **80**, 733 (2020), arXiv:2005.02288 [hep-ph].
- [46] A. Bacchetta, F. G. Celiberto, and M. Radici, *Eur. Phys. J. C* **84**, 576 (2024), arXiv:2402.17556 [hep-ph].
- [47] J. Collins, *Foundations of Perturbative QCD*, Cambridge Monographs on Particle Physics, Nuclear Physics and Cosmology, Vol. 32 (Cambridge University Press, 2023).
- [48] D. Boer and W. J. den Dunnen, *Nucl. Phys. B* **886**, 421 (2014), arXiv:1404.6753 [hep-ph].
- [49] A. Idilbi, X.-d. Ji, J.-P. Ma, and F. Yuan, *Phys. Rev. D* **70**, 074021 (2004), arXiv:hep-ph/0406302.
- [50] S. M. Aybat and T. C. Rogers, *Phys. Rev. D* **83**, 114042 (2011), arXiv:1101.5057 [hep-ph].
- [51] J. C. Collins, *Acta Phys. Polon. B* **34**, 3103 (2003), arXiv:hep-ph/0304122.
- [52] D. Boer, *Int. J. Mod. Phys. Conf. Ser.* **40**, 1660014 (2016), arXiv:1502.00899 [hep-ph].
- [53] J. Collins, *EPJ Web Conf.* **85**, 01002 (2015), arXiv:1409.5408 [hep-ph].
- [54] F. Aslan, M. Boglione, J. O. Gonzalez-Hernandez, T. Rainaldi, T. C. Rogers, and A. Simonelli, *Phys. Rev. D* **110**, 074016 (2024), arXiv:2401.14266 [hep-ph].
- [55] J. O. Gonzalez-Hernandez, T. Rainaldi, and T. C. Rogers, *Phys. Rev. D* **107**, 094029 (2023), arXiv:2303.04921 [hep-ph].
- [56] T. Rogers, F. Aslan, M. Boglione, T. Rainaldi, A. Simonelli, and J. O. Gonzalez-Hernandez, *PoS Transversity2024*, 030 (2024), arXiv:2408.07170 [hep-ph].
- [57] A. Bacchetta, S. Cotogno, and B. Pasquini, *Phys. Lett. B* **771**, 546 (2017), arXiv:1703.07669 [hep-ph].
- [58] A. Bacchetta, F. Delcarro, C. Pisano, M. Radici, and A. Signori, *JHEP* **06**, 081 (2017), [Erratum: *JHEP* **06**, 051 (2019)], arXiv:1703.10157 [hep-ph].
- [59] P. C. Barry, L. Gamberg, W. Melnitchouk, E. Moffat, D. Pitonyak, A. Prokudin, and N. Sato (Jefferson Lab Angular Momentum (JAM)), *Phys. Rev. D* **108**, L091504 (2023), arXiv:2302.01192 [hep-ph].
- [60] I. Scimemi and A. Vladimirov, *Eur. Phys. J. C* **78**, 89 (2018), arXiv:1706.01473 [hep-ph].
- [61] A. Bacchetta, V. Bertone, C. Bissolotti, G. Bozzi, M. Cerutti, F. Piacenza, M. Radici, and A. Signori (MAP (Multi-dimensional Analyses of Partonic distributions)), *JHEP* **10**, 127 (2022), arXiv:2206.07598 [hep-ph].
- [62] J. Collins, L. Gamberg, A. Prokudin, T. C. Rogers, N. Sato, and B. Wang, *Phys. Rev. D* **94**, 034014 (2016), arXiv:1605.00671 [hep-ph].
- [63] G. Parisi and R. Petronzio, *Nucl. Phys. B* **154**, 427 (1979).
- [64] G. Altarelli, R. K. Ellis, M. Greco, and G. Martinelli, *Nucl. Phys. B* **246**, 12 (1984).

- [65] G. Bozzi, S. Catani, G. Ferrera, D. de Florian, and M. Grazzini, *Phys. Lett. B* **696**, 207 (2011), [arXiv:1007.2351 \[hep-ph\]](#).
- [66] J. Collins and T. Rogers, *Phys. Rev. D* **91**, 074020 (2015), [arXiv:1412.3820 \[hep-ph\]](#).
- [67] A. Vladimirov, *JHEP* **10**, 090 (2019), [arXiv:1907.10356 \[hep-ph\]](#).
- [68] J. Badier *et al.* (NA3), *Phys. Lett. B* **117**, 372 (1982).
- [69] E. Anassontzis *et al.*, *Phys. Rev. D* **38**, 1377 (1988).
- [70] J. S. Conway *et al.*, *Phys. Rev. D* **39**, 92 (1989).
- [71] M. Cerutti, L. Rossi, S. Venturini, A. Bacchetta, V. Bertone, C. Bissolotti, and M. Radici (MAP (Multi-dimensional Analyses of Partonic distributions)), *Phys. Rev. D* **107**, 014014 (2023), [arXiv:2210.01733 \[hep-ph\]](#).
- [72] M. Lüscher, *Journal of High Energy Physics* **2013** (2013), 10.1007/jhep04(2013)123.
- [73] W. de Paula, T. Frederico, and G. Salmè, *Eur. Phys. J. C* **83**, 985 (2023), [arXiv:2301.11599 \[hep-ph\]](#).
- [74] Z. Zhu, Z. Hu, J. Lan, C. Mondal, X. Zhao, and J. P. Vary (BLFQ), *Phys. Lett. B* **839**, 137808 (2023), [arXiv:2301.12994 \[hep-ph\]](#).
- [75] M. Ahmady, C. Mondal, and R. Sandapen, *Phys. Rev. D* **100**, 054005 (2019), [arXiv:1907.06561 \[hep-ph\]](#).
- [76] N. Kaur and H. Dahiya, *Int. J. Mod. Phys. A* **36**, 2150052 (2021), [arXiv:1908.08657 \[hep-ph\]](#).
- [77] I. Scimemi, *Adv. High Energy Phys.* **2019**, 3142510 (2019), [arXiv:1901.08398 \[hep-ph\]](#).
- [78] I. Scimemi and A. Vladimirov, *JHEP* **03**, 002 (2017), [arXiv:1609.06047 \[hep-ph\]](#).
- [79] U. D'Alesio, M. G. Echevarria, S. Melis, and I. Scimemi, *JHEP* **11**, 098 (2014), [arXiv:1407.3311 \[hep-ph\]](#).
- [80] J. C. Collins, D. E. Soper, and G. F. Sterman, *Nucl. Phys. B* **250**, 199 (1985).
- [81] P. M. Nadolsky, D. R. Stump, and C. P. Yuan, *Phys. Rev. D* **61**, 014003 (2000), [Erratum: *Phys.Rev.D* 64, 059903 (2001)], [arXiv:hep-ph/9906280](#).
- [82] F. Landry, R. Brock, P. M. Nadolsky, and C. P. Yuan, *Phys. Rev. D* **67**, 073016 (2003), [arXiv:hep-ph/0212159](#).
- [83] A. V. Konychev and P. M. Nadolsky, *Phys. Lett. B* **633**, 710 (2006), [arXiv:hep-ph/0506225](#).
- [84] C. T. H. Davies and W. J. Stirling, *Nucl. Phys. B* **244**, 337 (1984).