

The effect of the electron's spin magnetic moment on quantum radiation in strong electromagnetic fields

L.A. Ingle^{1*}, C.D. Arran¹, M. Oxley¹, T.G. Blackburn², S.V. Bulanov³, C.D. Murphy¹, C.P. Ridgers¹

¹ York Plasma Institute, University of York, Heslington, York, YO10 5DQ

² Department of Physics, University of Gothenburg, SE-41296 Gothenburg, Sweden

³ Extreme Light Infrastructure ERIC, ELI-Beamlines Facility, Za Radnici 835, Dolni Brezany 25241, Czech Republic

February 17, 2025

Abstract

Ultra-intense laser pulses can create sufficiently strong fields to probe quantum electrodynamics effects in a novel regime. By colliding a 60 GeV electron bunch with a laser pulse focussed to the maximum achievable intensity of 10^{23} Wcm^{-2} , we can reach fields much stronger than the critical Schwinger field in the electron rest frame. When the ratio of these fields $\chi_e \gg 1$ we find that the hard ($> 25 \text{ GeV}$) radiation from the electron has a substantial contribution from spin-light. 33% more photons are produced above this energy due to spin-light, the radiation resulting from the acceleration of the electron's intrinsic magnetic moment. This increase in high-energy photons results in 14% more positrons produced with energy above 25 GeV. Furthermore, the enhanced photon production due to spin-light results in a 46% increase in the electron recoil radiation reaction. These observable signatures provide a potential route to observing spin-light in the strongly quantum regime ($\chi_e \gg 1$) for the first time.

*louis.ingle@york.ac.uk

Keywords QED, Spin, Radiation, Simulation.

1 Introduction

Recent work has studied the emission of high energy photons and the production of positron-electron pairs in high intensity laser pulses [1–5]. This interaction is often described in terms of synchrotron radiation as the emission from the acceleration of charged particles. Actually the acceleration of a magnetic moment also emits radiation, but most of the time this is much weaker. Now, as experiments reach new record field strengths in intense laser pulses, the magnetic moment due to a particle's spin gains ever more importance. Indeed, the contribution of this 'spin-light' becomes dominant at high field strengths or for strongly relativistic particles. We will explore the effect of 'spin-light' from a particle's intrinsic magnetic moment. and how it affects photon emission and electron-positron pair production.

High-intensity lasers are capable of generating relativistic plasma containing strong electromagnetic fields [6–8]. In these environments, a substantial fraction ($> 10\%$) of the laser energy can be converted to gamma ray photons (i.e. > 10 MeV energy) [2, 9–13]. This occurs by non-linear inverse Compton scattering (NLCS), i.e. the scattering of many relatively low-energy (\sim eV) photons by a single energetic electron resulting in a photon of much higher energy [14] *. At the limit of intensity achievable by current high-intensity lasers strong quantum effects on radiation can potentially be observed in the laboratory for the first time [17–20]. The strength of quantum effects on NLCS are parametrised by the quantum parameter for the electrons, χ_e [21], which is given by,

$$\chi_e = \frac{E_{RF}}{E_{sch}} = \frac{\gamma|\mathbf{E}_\perp + \mathbf{v} \times \mathbf{B}|}{E_{sch}}. \quad (1)$$

E_{RF} is the electric field strength experienced by the electron in its rest frame and E_{sch} is the critical (Schwinger) field strength [22], $1.8 \times 10^{18} \text{ Vm}^{-1}$. Quantum effects are important when $\chi_e \geq 1$, and the onset of such effects becomes relevant as we approach $\chi_e \approx 0.1$ [23, 24]. As χ_e increases, so does the importance of the quantum corrections. For a given field strength achievable in the laboratory E_{lab} , it is clear that E_{RF} and so χ_e can be boosted if the electrons interacting with this

*Although it should be noted that the distinction from other types of radiation, such as synchrotron emission, becomes increasingly unimportant at high laser intensity [15, 16].

field are highly relativistic, as a relativistic boost gives $E_{RF} = \gamma E_{lab}$ for a Lorentz factor of γ .

The regime where $\chi_e \sim 1$ has been accessed in several ways. By propagating 10 GeV electron beams from a conventional accelerator through a crystal, the fields from the atomic nuclei can add coherently to produce the strong field required, if the lattice is oriented correctly [25]. High-intensity lasers can also supply the required strong fields. Here the laser pulse is very short, fs time-scale and focused to a micron-scale spot. In this way the electromagnetic energy density and so the electric and magnetic field strength from the laser become very high.

The E-144 experiment at the Stanford Linear Accelerator Center first observed NLCS in the collision of a 47 GeV electron beam with a laser pulse in the $\chi_e > 0.1$ regime [14]. As the laser intensity was relatively low compared to that achievable with modern high-intensity lasers, a very high electron Lorentz factor was required to reach $\chi_e > 0.1$. In this case, however, the interaction is only weakly non-linear, with the electrons only interacting with a few (< 10) laser photons in the NLCS process. The degree of non-linearity is related to the laser strength parameter (normalised vector potential) $a_0 = eE_L/m_e c \omega_L$, with $a_0 \gg 1$ required for the interaction to be highly nonlinear. Here, E_L is the laser electric field and ω_L the angular frequency.

In the regime where both the quantum parameter χ_e and nonlinearity a_0 are high and the strong fields exist over a large region relative to the photon formation length (as is the case for laser pulses), the NLCS is much more difficult to calculate. As there are many laser photons involved in the interaction it is impractical to use the standard approach of considering all possible interactions to form the scattering matrix. Instead, the interaction with the low energy laser photons is subsumed into the propagator and the ‘strong-field’ quantum electrodynamics (QED) framework is used [21]. In addition, each electron undergoes many NLCS emission events within the laser-pulse and electron motion is treated as classical between these emission events [26, 27].

This high χ_e , high a_0 ‘strong-field’ QED case is important in several extreme astrophysical environments. For example, electrons and positrons accelerated from a pulsar’s surface reach $\chi \sim 1$ in the magnetic field of the pulsar. These electrons and positrons emit hard photons, which can decay to electron-positron pairs in the pulsar’s B-field. These pairs are then accelerated, emitting more photons and leading to a cascade of electron-positron pair production that is thought to fill the magnetosphere with an electron-positron plasma [28]. In the magnetosphere of a magnetar the magnetic field can even be greater than the critical field E_{sch}/c . In this case $\chi_e \gg 1$ and novel effects such as spin-light become important but this

regime has yet to be achieved in the laboratory. With high-intensity laser facilities such as ELI-NP, ELI-BL and CoRaLs demonstrating intensities of the order 10^{23} Wcm^{-2} [29, 30], strong-field QED in the regime where $\chi_e \gg 1$ will soon be realised in the laboratory [17].

We will consider two important corrections to NLCS when χ_e is large. The first is the correction to the radiation reaction, the recoil force experienced by the electron due to its emission. This has been discussed in detail elsewhere [26, 27] and observed experimentally [4, 5, 31, 32] and so will not be discussed in detail here. The second corrects for spin effects, which come in two forms which we will denote as ‘spin-light’ and ‘spin-flips’. Spin-light refers to the radiation emission due to the acceleration of the spin magnetic moment in an external field, analogous to an accelerating charge [33]. Spin-flips refers to the fact that in a strong-field QED treatment of NLCS, the spin orientation of the electron may flip [34–37]. The electron population can then self-polarise as a result of its emission. This polarisation occurs due to an asymmetry in the rate of spin flips in specific field configurations. One such example is the Sokolov-Ternov effect [37–39]. Here the rate of spin flip transitions is not the same in a strong magnetic field. The electrons favour spin-flips to a state anti-parallel to the magnetic field and the population will become polarised. A similar effect can occur in strong laser electromagnetic fields [37, 40–44]. The rate of NLCS emissions where a spin flip occurs is generally much smaller than the rate where it does not [37]. The effect of spin on the radiated photon spectrum will therefore be dominated by spin-light.

Spin-light has been observed experimentally in the propagation of a highly relativistic electron beam through crystals as described above [45, 46]. Furthermore, spin-light has been examined by Bordovitsyn et al [33] and observed in electron storage rings. In both cases the quantum parameter was less than 10 (much less in the former case). In this paper, we propose a possible experiment for the observation of spin-light in NLCS in the strongly quantum regime $\chi_e \gg 1$. We consider the collision between an energetic electron bunch with energy $> 10 \text{ GeV}$ and a state of the art high intensity laser pulse with intensity 10^{23} Wcm^{-2} . We will show that $\chi_e \gg 1$ is necessary for spin-light to dominate the emitted photon spectrum at high energies.

While the spin radiation contribution to the radiation spectrum is already included in the radiation models of PIC codes, we aim to examine solely the spin contribution such that we can demonstrate its importance and observability. Thus, our simulations are not adding spin radiation to the existing radiation model, but instead isolating the spin radiation effects and observing its contribution to the spectrum. To demonstrate this, novel particle-in-cell (PIC) simulations using

EPOCH [47] are performed, the details of which can be found in Section 3.1. The QED module of EPOCH [48] has been modified such that we can examine a so-called ‘spinless’ case, the details of which are discussed in Section 2. ‘Spinless’ refers to radiation for which the other relevant corrections have been applied however the spin effects have been subtracted. This means we have treated the electrons in this case as scalar particles. A comparison to this case enables us to isolate the effect of spin radiation[†]. The results of our EPOCH simulations will then be presented in Section 3 followed by concluding remarks.

2 Spin Radiation

The rate of emission of photons by an electron with Lorentz factor γ and at χ_e is given by [49]

$$\frac{dN_\gamma}{d\chi_\gamma dt} = \frac{4\sqrt{3}\alpha_f c}{3\gamma\lambda_c\chi_e} \left[2K_{2/3}(y) - \int_y^\infty K_{1/3}(t) dt \right], \quad (2)$$

where N_γ is the number of photons, t is the time, α_f is the fine structure constant, λ_c is the Compton wavelength and χ_γ is the photon quantum parameter

$$\chi_\gamma = \frac{h\nu}{m_e c^2} \frac{|\mathbf{E}_\perp + \hat{\mathbf{k}} \times c\mathbf{B}|}{E_{sch}}. \quad (3)$$

$h\nu$ is the emitted photon’s energy and \mathbf{k} its wavevector. \mathbf{B} is the magnetic field experienced by the photon and \mathbf{E}_\perp the electric field perpendicular to its trajectory. Equation (2) includes the recoil correction to radiation inside the recoil parameter, y . Now using the relation $h(\chi_e) = \frac{1}{\chi_e} F(\chi_e, \chi_\gamma)$, where F is the synchrotron function, we see that

$$F_R(\chi_e, \chi_\gamma) = \frac{2\chi_\gamma}{3\chi_e^2} \left[2K_{2/3}(y) - \int_y^\infty K_{1/3}(t) dt \right], \quad (4)$$

where $F_R(\chi_e, \chi_\gamma)$ is the synchrotron function with recoil effects and the recoil parameter y is given by

$$y = \frac{2\chi_\gamma}{3\chi_e(\chi_e - \chi_\gamma)}. \quad (5)$$

[†]This is a simpler way to do this than performing the corresponding NLCS calculation in a scalar QED framework and so is our preferred method.

Using the Bessel identity $\left[2K_{2/3}(y) - \int_y^\infty K_{1/3}(t) dt\right] = \int_y^\infty K_{5/3}(t) dt$ we may write F_R as

$$F_R(\chi_e, \chi_\gamma) = \left(1 - \frac{\chi_\gamma}{\chi_e}\right) y \int_y^\infty K_{5/3}(t) dt. \quad (6)$$

We have rearranged F_R in this way such that it is consistent with EPOCH notation [26]. To thus arrive at the fully quantum synchrotron function, $F_Q(\chi_e, \chi_\gamma)$, we need to introduce corrections for the spin magnetic moment effects. These spin corrections change the coefficient of the $K_{2/3}(y)$ term such that [21, 50, 51]

$$2K_{2/3}(y) \rightarrow \left(1 - f + \frac{1}{1-f}\right) K_{2/3}(y), \quad (7)$$

where f is the transfer fraction. We define the transfer fraction f as the ratio of the photon and electron energies, given by

$$f = \frac{\chi_\gamma}{\chi_e} \leq 1, \quad (8)$$

based on our definition of χ_γ in Equation (3). Expanding $\left(1 - f + \frac{1}{1-f}\right)$ it is simple to show that

$$\left(1 - f + \frac{1}{1-f}\right) K_{2/3}(y) = 2K_{2/3}(y) + \frac{f^2}{1-f} K_{2/3}(y). \quad (9)$$

Substituting this into our expression for the synchrotron function yields

$$F_Q(\chi_e, \chi_\gamma) = \frac{2\chi_\gamma}{3\chi_e^2} \left[2K_{2/3}(y) - \int_y^\infty K_{1/3}(t) dt\right] + \frac{2\chi_\gamma}{3\chi_e^2} \frac{f^2}{1-f} K_{2/3}(y), \quad (10)$$

which, from Equation (6), shows that

$$F_Q(\chi_e, \chi_\gamma) = F_R(\chi_e, \chi_\gamma) + \frac{2\chi_\gamma}{3\chi_e^2} \frac{f^2}{1-f} K_{2/3}(y). \quad (11)$$

We can now define the spin contribution synchrotron function F_S as this additional term in Equation (11) compared to Equation (6) that arises from the inclusion of spin effects

$$F_S(\chi_e, \chi_\gamma) = \frac{\chi_\gamma^2}{\chi_e^2} y K_{2/3}(y) = f^2 y K_{2/3}(y), \quad (12)$$

where we have again rearranged to be consistent with EPOCH notation [26]. Hence, the fully quantum corrected synchrotron function is the sum of the recoil corrected synchrotron function and the spin contribution ($F_Q = F_R + F_S$). It is thus straightforward to isolate the spin contribution to the radiation. Note here that we have assumed that the photon formation length is small and so we may make the locally-constant crossed field approximation, in which the spectrum is given by F_Q , in which the field changes on timescales much longer than the photon emission.

The need to reach $\chi_e \gg 1$ to observe spin effects is demonstrated by Figure 1, which shows the normalised radiated power with respect to the transfer fraction, f for three different orders of magnitude of χ_e .

Comparing the spin-light contribution shown on the right in Figure 1, to the spinless contribution, shown on the left, we see that for $\chi_e > 10$ spin-light dominates the high energy portion of the spectrum.

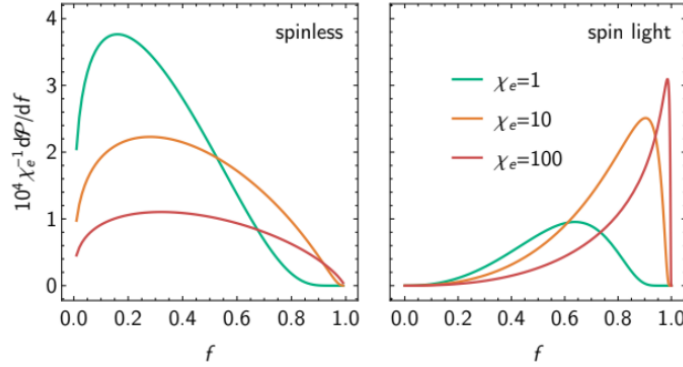


Figure 1: The radiated power with respect to the transfer fraction. Three different quantum parameters of 1 (Green), 10 (Orange) and 100 (Red) are shown. The power has been normalised as shown in order to show all three quantum parameters on the same axis for comparative purposes. The ‘spinless’ graph refers to the radiation without the spin corrections. The ‘spin-light’ graph is the contribution due to spin. Thus the complete radiation power spectrum is the sum of these two graphs.

We can extract the spin contribution to the radiation reaction from the Gaunt factor, g . The Gaunt factor is defined as the ratio of the radiated powers in the

quantum and classical cases, and is given by

$$g = \frac{3\sqrt{3}}{2\pi\chi_e^2} \int_0^{\chi_e/2} F_Q(\chi_e, \chi_\gamma) d\chi_\gamma. \quad (13)$$

So we can define the spin contribution to the Gaunt factor, g_{spin} , as the ratio of the spin radiation power to the total power, such that

$$g_{spin} = \frac{3\sqrt{3}}{2\pi\chi_e^2} \int_0^{\chi_e/2} F_S(\chi_e, \chi_\gamma) d\chi_\gamma. \quad (14)$$

Thus, we can express the total Gaunt factor as the sum of these contributions as

$$g = g_{spin} + g_{NS}, \quad (15)$$

where g_{NS} is the spinless Gaunt factor;

$$g_{NS} = \frac{3\sqrt{3}}{2\pi\chi_e^2} \int_0^{\chi_e/2} F_R(\chi_e, \chi_\gamma) d\chi_\gamma. \quad (16)$$

For simplicity we use the known fit for g [52].

$$g \approx [1 + 4.8(1 + \chi_e) \ln(1 + 1.7\chi_e) + 2.44\chi_e^2]^{-2/3}, \quad (17)$$

and can apply a similar fit to the spinless Gaunt factor.

$$g_{NS} \approx [1 + 8.754(1 + 0.6978\chi_e) \ln(1 + 1.002\chi_e) + 5.784\chi_e^2]^{-2/3}. \quad (18)$$

In the $\chi_e \gg 1$ limit we can approximate g_{NS} as[‡]

$$g_{NS} \approx \frac{\Gamma(\frac{5}{3})}{2\sqrt[3]{3}} \chi_e^{-4/3}. \quad (19)$$

The comparison between g and g_{NS} , using these fits, is shown in Figure 2.

Consider energy conservation for the emitting electron;

$$\frac{d\gamma}{dt} = -\frac{P_{cl}g}{m_e c^2}. \quad (20)$$

[‡]We use the limit of the modified Bessel function $\lim_{x \rightarrow 0} [K_{2/3}(x)] = \frac{\Gamma(5/3)}{2} \left(\frac{2}{x}\right)^{5/3}$ and the standard integral $\int_0^\infty \frac{x^{1/3}}{(1+x)^2} dx = \frac{2\pi}{3\sqrt{3}}$, obtained using contour integration by choosing a ‘keyhole’ contour to avoid the branch-cut along the positive real axis in the complex plane.

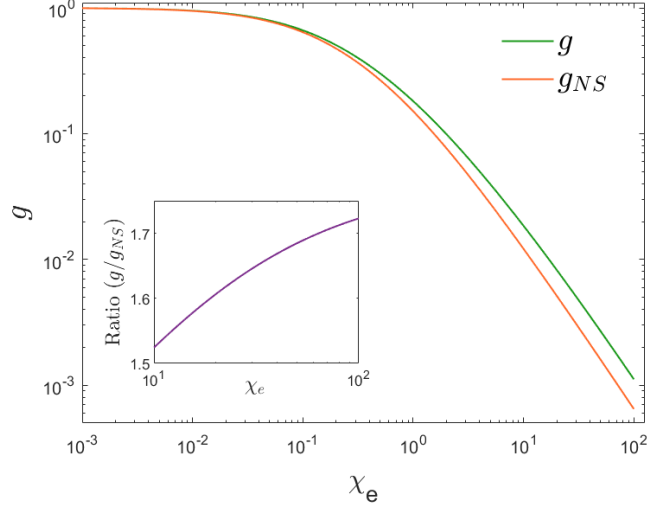


Figure 2: The Gaunt factor with spin (Green) and without spin (Orange). Both the Gaunt factor with and without spin are calculated from their respective fits given by Equation (17) and Equation (18) respectively. There is a significant difference due to the inclusion of spin, which grows as a function of χ_e . The figure inset shows the ratio $\frac{g}{g_{NS}}$.

where P_{cl} is the classical radiated power given by

$$P_{cl} = \frac{2\alpha_f c}{3\lambda_c} m_e c^2 \chi_e^2. \quad (21)$$

where λ_c is the reduced Compton wavelength. By substituting g in Equation (20) for our definition of g_{spin} from Equation (14), we arrive at the following expression for spin contribution to the evolution of the electron Lorentz factor,

$$\frac{d\gamma_{spin}}{dt} = -\frac{2\sqrt{3}c}{\lambda_c} \int_0^{\chi_e/2} f^2 y K_{2/3}(y) d\chi_\gamma. \quad (22)$$

The evolution of the electron Lorentz factor in the spinless case is therefore given by

$$\frac{d\gamma_{NS}}{dt} = \frac{d\gamma}{dt} - \frac{d\gamma_{spin}}{dt}. \quad (23)$$

3 Simulations

3.1 Simulation methodology & setup

The simulations presented here were completed using the of a version of the PIC code EPOCH [47, 48] with a modified approach to NLCS. This approach has been described extensively elsewhere [48, 53, 54] but the important aspects of the numerical model will be described here for convenience. Equation (2) is solved using a Monte-Carlo algorithm to determine when photons are emitted by electrons. These photons are then added to the simulation and treated as macro-particles whose energy is randomly sampled from F_Q , i.e. Equation (11). On modifying EPOCH we introduce the option to also solve the spinless case described above. The numerical implementation is identical to the spin case just described, but simply replacing F_Q by $F_Q - F_S$ in Equations (2) and (11). Note also that in both the spin and spinless cases the NLCS photons can decay to electron-positron pairs in the laser electromagnetic fields by the non-linear Breit-Wheeler process. The model for this in EPOCH is identical in both cases and described in Ref. [48]. This means we do not treat electrons and positrons as spinless when it comes to pair creation. Pair production is important as it is most probable at higher photon energies and so can reduce the number of high energy photons and so, as we will see, the signature of spin-light.

The 1D EPOCH simulations were set up as follows. Simulations were performed in 1D using a laser with an intensity of 10^{23} Wcm^{-2} colliding with a counter-propagating electron bunch with 60 GeV average energy and a Gaussian distribution with 0.11 GeV FWHM. The laser intensity we use is achievable at current generation facilities, for example at ELI-NP, ELI-BL and CoRaLs [29, 30]. The maximum electron energy currently available from current generations facilities is $\approx 50 \text{ GeV}$ at SLAC [citation] so our electron energy is slightly larger than the current capabilities. We chose this energy as a next generation parameter to demonstrate the most distinct difference due to spin. Next generation facilities will hopefully have both the desired laser intensity and electron beam energy at the same facility. Two different temporal profiles were considered for the laser pulse. An effectively square profile (i.e. the laser reaches maximum intensity almost instantaneously) was used to simplify the analytical solution to Equations (20) & (22). A more realistic Gaussian temporal profile with temporal duration of 10 fs was also used. We discuss the justification for this laser pulse temporal duration in Section 4. In both cases, the laser wavelength was 800 nm. The electron density in both cases was a Gaussian profile with $2 \mu\text{m}$ FWHM, with a peak density of

$3 \times 10^{11} \text{ m}^{-3}$, with a total charge of $7.08 \times 10^{14} \text{ C}$. This charge is small but since the electron behaviour is single particle this can easily be scaled to pC. This was discretised using 2×10^5 macro-electrons. A $50 \mu\text{m}$ length domain was simulated, comprising of 1000 grid points. As spin-light is most apparent at high photon energy, we set a minimum energy for the NLCS photons of 1 GeV to alleviate the computational cost. NLCS photons emitted with energy below this energy contribute to radiation reaction but are not simulated as macro-particles. The total time for the simulation was 200 fs. We also consider cases with pair production artificially switched off as well as cases where it is included. We therefore consider two cases, increasingly more realistic and complex. These are denoted as follows: 1) A simpler case using a square laser temporal profile**, pair production switched off; 2) A more realistic case utilising a Gaussian laser temporal profile and with pair production switched on. In all cases a circularly polarised laser pulse is used for simplicity (as this removes the laser-cycle dependence of χ_e present for linear polarisation). While the results would not be expected to be different with linear polarisation, we do note that linear polarization could reach a higher peak χ_e [55].

3.2 Simpler case – square laser temporal profile, pair production switched off

To investigate the effects of spin on the radiation spectrum, we examine the energy spectrum, beginning with the simple case 1. The evolution of the average Lorentz factor of the electrons, in the spinless case, is shown in Figure 3. We may straightforwardly solve Equation (23) as the laser pulse is circularly polarised and the temporal envelope is a square pulse and thus the electric and magnetic fields are of constant magnitude. We see that the simulation agrees well with the solution to Equation (23) as expected. The agreement is not exact, however this is also expected. $d\gamma/dt$ for the model is for a single particle whereas for the simula-

**The laser temporal profile uses a semi-Gaussian profile with a short rise time to give the closest approximation to a square pulse while suppressing numerical ringing. The semi-Gaussian function is given by

$$f(t) = \begin{cases} A \exp(-((t - t_0)/\omega)^2) & t < t_0 \\ A & \text{otherwise} \end{cases} \quad (24)$$

where A is the maximum amplitude and t_0 is the time at which the Gaussian would reach its maximum value. We find that $t_0 = 8 \text{ fs}$ is a good compromise between a rapid rise time and suppressing ringing.

tion we examine $d\gamma_{ave}/dt$. Thus, the simulation data is averaged over the electron distribution which we would not expect to be identical to the single particle behaviour.

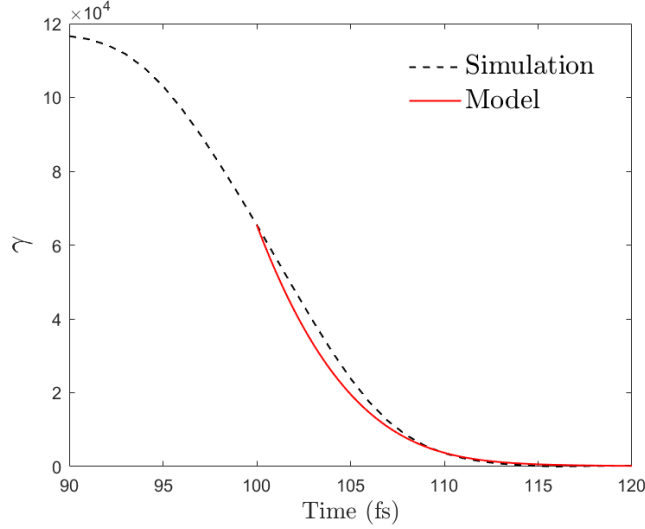


Figure 3: The average Lorentz factor of the electrons with respect to time for the collision of the electron bunch with a counter-propagating laser pulse with a square temporal profile. The simulation data (Orange) is compared to the prediction from Equation (23) (Green). The start point for the model of 100 fs was chosen to be sufficiently after the rise of the laser, where the laser is close to the peak laser intensity.

The photon energy spectrum after 180 fs is shown in Figure 4. From Figure 3 we see that by this time the electrons have lost most of their energy and so the instantaneous level of NLCS has dropped to the point where we can consider the interaction to be complete. Figure 4 clearly shows that spin-light clearly dominates the high-energy part of the radiation spectrum (photons with energy > 25 GeV), recalling that spin-flip events are only expected to make a small contribution.

3.3 More realistic case – Gaussian temporal laser profile, pair production switched on

Next, we shall examine a more realistic case using a Gaussian temporal envelope and including pair production. Using a Gaussian pulse, as would likely be the

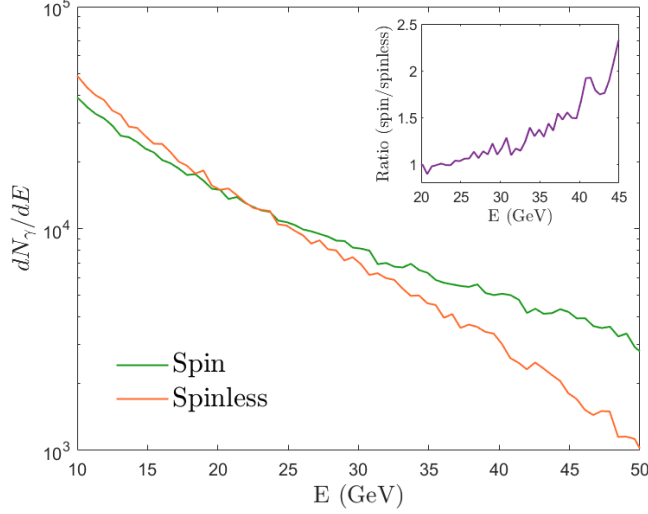


Figure 4: The photon spectrum at 180 fs when spin radiation is included (Green) and when it is excluded (Orange) for a laser with a square temporal profile. The inset shows the ratio of $(dN_\gamma/dE)_{spin}$ to $(dN_\gamma/dE)_{spinless}$.

case in experiment, means that the electrons radiate and lose energy before reaching the peak laser intensity. This acts to reduce the maximum value of χ_e the electrons can reach [17] and so is expected to suppress spin-light. As for pair production, spin radiation results in more high-energy photons being produced, and these photons are more likely to pair produce, potentially eroding the high-energy part of the radiation spectrum and so the signature of spin-light. Furthermore, the pairs themselves will radiate numerous photons. As the produced pairs will be at a lower χ_e value they will radiate fewer photons due to spin-light, but could still provide a background of energetic photons which obscure the signature of spin-light.

Figure 5 shows the spectrum of NLCS photons after the interaction of the previously described electron beam with a laser pulse with a Gaussian temporal envelope of FWHM 10 fs (and pair production included). We see that spin-light still dominates the high-energy part of the photon spectrum but the signature is not as clear as in the simpler case considered in Section 3.2. We find that there are only 11% more photons produced overall with spin compared to when we neglect spin effects. However, considering the number of photons with energies ≥ 25 GeV, this difference due to spin radiation effects is greater, with 33% more

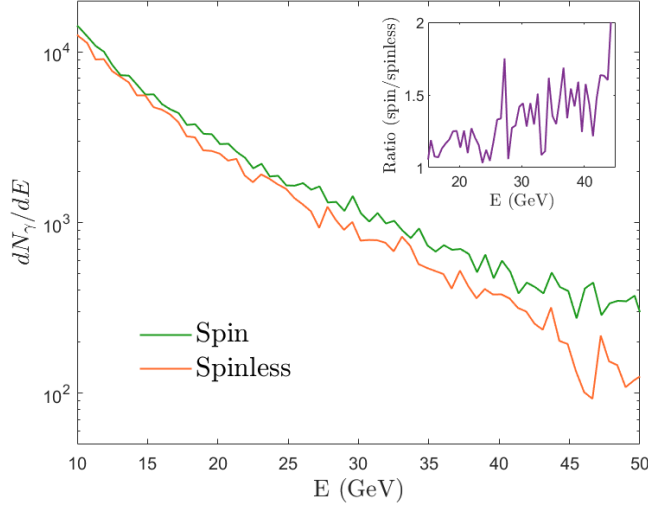


Figure 5: The photon spectrum at 180 fs with spin (Green) and the spinless case (Orange) for the Gaussian temporal profile. The inset shows the ratio of $(dN_\gamma/dE)_{spin}$ to $(dN_\gamma/dE)_{spinless}$.

photons being produced due to spin-light.

As electron-positron pairs are produced more favourably by higher energy photons we might expect there to be more produced when spin-light is included, given the results in Figures 4 and 5. The positron yield in the spin and spinless cases is shown in Figure 6. When spin-light is included we do indeed see a larger number of pairs produced when including spin effects. Note that, due to computational constraints, photons with energy less than 1 GeV were not included in the simulations but these could generate pairs. For this reason we looked at the high-energy positrons with 25 GeV or greater energies. Here we see a larger difference with 14% more positrons with energies of 25 GeV or more produced due to the inclusion of spin for the 10 fs Gaussian laser temporal profile.

Finally, because there is a difference in the energy of the photons radiated we would expect a difference in the corresponding radiation reaction on the electrons. This was examined through the average Lorentz factor of the electrons, as shown in Figure 7. It is clear that the average Lorentz factor of the electron differs, decreasing more rapidly due to the inclusion of spin radiation. Comparing the electron Lorentz factor after the laser-electron interaction, we see that there is a 46% decrease due to the inclusion of spin radiation effects. When we consider the

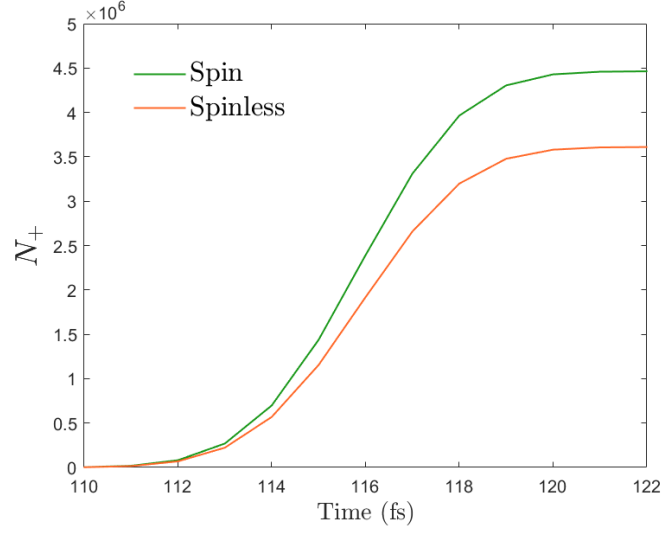


Figure 6: The number of positrons produced with respect to time with spin (Green) and without spin (Orange).

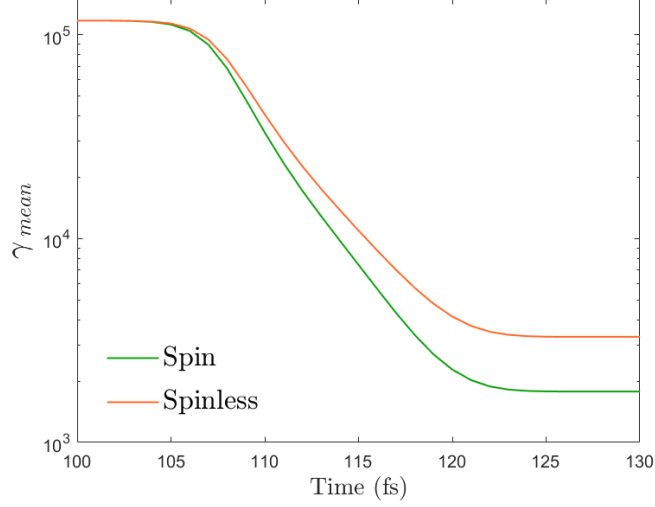


Figure 7: The average Lorentz factor of the electrons with respect to time with spin (Green) and without spin (Orange).

high- χ_e limit of g ($(2.44\chi_e^2)^{-2/3}$) and g_{NS} ($(5.784\chi_e^2)^{-2/3}$), the percentage difference between them is 44%, thus this difference we observe in the model is reflected in

the difference in the Lorentz factor.

4 Discussion

These results demonstrate that the collision of an energetic electron bunch with a high intensity laser pulse provides a route to studying spin-light in the strongly quantum $\chi_e \gg 1$, highly non-linear $a_0 \gg 1$ case. In our more realistic simulation of such an interaction, spin-light results in an 11% difference in the number of photons produced. A substantially larger (33%) difference was seen for high energy (>25 GeV) photons. The emission of more high energy photons with the inclusion of spin radiation also alters the radiation reaction on the electrons as demonstrated by Figure 7, with the average Lorentz factor being 46% less after the interaction with the laser pulse when the spin radiation is included. When including Breit-Wheeler pair production, we observe an increase of 14% in the number of positrons produced, due to increased emission of high energy photons by spin-light. These are signatures of spin-light which could potentially be observed experimentally.

The pulse duration considered in the more realistic case was 10 fs and thus is shorter than is available on existing high-intensity laser facilities. We have also conducted equivalent simulations to those presented in Section 3.3 for 20 and 40 fs pulse duration. In these cases the experimental signatures of spin-light are much reduced. In addition the pulse can be made to be effectively of shorter duration if the collision is not head-on (i.e. at 180 degrees), as considered here. For example if the collision between the laser-pulse and the electron beam occurs at 90 degrees then the duration of the laser fields the bunch experiences is set by the laser focal spot size. This can be of the order of one micron, which has a light crossing time of 3.3 fs. This effective reduction in the laser pulse duration can compensate for the loss in peak χ_e due to the reduced Doppler effect at 90 degrees compared to 180 [17].

As for realising such an experiment in the laboratory, conventional accelerators such as those at SLAC FACET II can provide the necessary electron bunch properties [56]. Laser facilities such as CoReLS [30] or ELI-NP can provide the required intensity. An all-optical setup is also possible, where a second high-power laser accelerates the electrons by laser wakefield acceleration. This is a challenging setup as the experimental jitter in the two laser pulses means we may not be able to resolve the differences due to spin above shot-to-shot variation in the collision parameters [57]. An example facility which would have access to the

required laser intensity and electron beam energies could be the European X-ray Free Electron Laser (EuXFEL) [58, 59]. The EuXFEL has both the high energy electrons and the ReLaX high intensity laser (although we note this laser does not yet reach 10^{23} Wcm^{-2}) making this a potentially ideal set-up for such an experiment.

In conclusion, we have used novel 1D EPOCH simulations of a high-intensity laser-pulse colliding with an energetic electron bunch to demonstrate the possibility of experimentally observing spin-light in high χ_e regime. There is a clear difference in the photon energy spectrum, particularly in the high energy portion, due to spin-light. This results in significant signatures of spin-light in the radiation reaction on the electrons and in pair production.

5 Acknowledgements

LAI, CPR and CDM would like to acknowledge that this research was carried out as part of PhD, which was funded by the Defence Science and Technology Laboratory on the UK-French PhD Scheme. CPR, CDA and CDM would like to acknowledge funding from the UK Engineering and Physical Sciences Research Council, award number EP/V049461/1. CPR would also like to acknowledge funding from ELI-ERIC. The Viking cluster was used during this project, which is a high performance compute facility provided by the University of York. We are grateful for computational support from the University of York, IT Services and the Research IT team.

6 Data Availability Statement

All the data required to reproduce these results are available at the following DOI: <https://doi.org/10.15124/37f506f2-61f2-4087-9714-1492ea384e5e>

References

1. Bell, A. R. & Kirk, J. G. Possibility of Prolific Pair Production with High-Power Lasers. *Phys. Rev. Lett.* **101**, 200403. <https://link.aps.org/doi/10.1103/PhysRevLett.101.200403> (20 Nov. 2008).
2. Ridgers, C. P. *et al.* Dense Electron-Positron Plasmas and Ultraintense γ rays from Laser-Irradiated Solids. *Phys. Rev. Lett.* **108**, 165006. <https://link.aps.org/doi/10.1103/PhysRevLett.108.165006> (16 Apr. 2012).
3. Blackburn, T. G., Ridgers, C. P., Kirk, J. G. & Bell, A. R. Quantum Radiation Reaction in Laser–Electron-Beam Collisions. *Phys. Rev. Lett.* **112**, 015001. <https://link.aps.org/doi/10.1103/PhysRevLett.112.015001> (1 Jan. 2014).
4. Cole, J. M. *et al.* Experimental Evidence of Radiation Reaction in the Collision of a High-Intensity Laser Pulse with a Laser-Wakefield Accelerated Electron Beam. *Phys. Rev. X* **8**, 011020. <https://link.aps.org/doi/10.1103/PhysRevX.8.011020> (1 Feb. 2018).
5. Poder, K. *et al.* Experimental Signatures of the Quantum Nature of Radiation Reaction in the Field of an Ultraintense Laser. *Phys. Rev. X* **8**, 031004. <https://link.aps.org/doi/10.1103/PhysRevX.8.031004> (3 July 2018).
6. Di Piazza, A., Müller, C., Hatsagortsyan, K. Z. & Keitel, C. H. Extremely high-intensity laser interactions with fundamental quantum systems. *Rev. Mod. Phys.* **84**, 1177–1228. <https://link.aps.org/doi/10.1103/RevModPhys.84.1177> (3 Aug. 2012).
7. Gonoskov, A., Blackburn, T. G., Marklund, M. & Bulanov, S. S. Charged particle motion and radiation in strong electromagnetic fields. *Rev. Mod. Phys.* **94**, 045001. <https://link.aps.org/doi/10.1103/RevModPhys.94.045001> (4 Oct. 2022).
8. Fedotov, A. *et al.* Advances in QED with intense background fields. *Physics Reports* **1010**. Advances in QED with intense background fields, 1–138. ISSN: 0370-1573. <https://www.sciencedirect.com/science/article/pii/S0370157323000352> (2023).

9. Nakamura, T. *et al.* High-Power γ -Ray Flash Generation in Ultraintense Laser-Plasma Interactions. *Phys. Rev. Lett.* **108**, 195001. <https://link.aps.org/doi/10.1103/PhysRevLett.108.195001> (19 May 2012).
10. Ridgers, C. P. *et al.* Dense electron-positron plasmas and bursts of gamma-rays from laser-generated quantum electrodynamic plasmas. *Physics of Plasmas* **20**, 056701. ISSN: 1070-664X. eprint: https://pubs.aip.org/aip/pop/article-pdf/doi/10.1063/1.4801513/13860205/056701_1_online.pdf. <https://doi.org/10.1063/1.4801513> (Apr. 2013).
11. Brady, C. S., Ridgers, C. P., Arber, T. D., Bell, A. R. & Kirk, J. G. Laser Absorption in Relativistically Underdense Plasmas by Synchrotron Radiation. *Phys. Rev. Lett.* **109**, 245006. <https://link.aps.org/doi/10.1103/PhysRevLett.109.245006> (24 Dec. 2012).
12. Ji, L. L. *et al.* Energy partition, γ -ray emission, and radiation reaction in the near-quantum electrodynamic regime of laser-plasma interaction. *Physics of Plasmas* **21**, 023109. ISSN: 1070-664X. eprint: https://pubs.aip.org/aip/pop/article-pdf/doi/10.1063/1.4866014/15865659/023109_1_online.pdf. <https://doi.org/10.1063/1.4866014> (Feb. 2014).
13. Hadjisolomou, P. *et al.* Gamma-flash generation in multi-petawatt laser-matter interactions. *Physics of Plasmas* **30**, 093103. ISSN: 1070-664X. eprint: https://pubs.aip.org/aip/pop/article-pdf/doi/10.1063/5.0158264/18138753/093103_1_5.0158264.pdf. <https://doi.org/10.1063/5.0158264> (Sept. 2023).
14. Bula, C. *et al.* Observation of Nonlinear Effects in Compton Scattering. *Phys. Rev. Lett.* **76**, 3116–3119. <https://link.aps.org/doi/10.1103/PhysRevLett.76.3116> (17 Apr. 1996).
15. Kirk, J. G., Bell, A. R. & Arka, I. Pair production in counter-propagating laser beams. *Plasma Physics and Controlled Fusion* **51**, 085008. <https://dx.doi.org/10.1088/0741-3335/51/8/085008> (July 2009).
16. Ridgers, C. *et al.* Modelling gamma-ray photon emission and pair production in high-intensity laser-matter interactions. *Journal of Computational Physics* **260**, 273–285. ISSN: 0021-9991. <https://www.sciencedirect.com/science/article/pii/S0021999113008061> (2014).

17. Blackburn, T. G., Ilderton, A., Marklund, M. & Ridgers, C. P. Reaching supercritical field strengths with intense lasers. *New Journal of Physics* **21**, 053040. <https://dx.doi.org/10.1088/1367-2630/ab1e0d> (May 2019).
18. Yakimenko, V. *et al.* Prospect of Studying Nonperturbative QED with Beam-Beam Collisions. *Phys. Rev. Lett.* **122**, 190404. <https://link.aps.org/doi/10.1103/PhysRevLett.122.190404> (19 May 2019).
19. Baumann, C. & Pukhov, A. Laser-solid interaction and its potential for probing radiative corrections in strong-field quantum electrodynamics. *Plasma Physics and Controlled Fusion* **61**, 074010. <https://dx.doi.org/10.1088/1361-6587/ab1d2b> (June 2019).
20. Marklund, M. *et al.* Towards critical and supercritical electromagnetic fields. *High Power Laser Science and Engineering* **11**, e19 (2023).
21. Ritus, V. Quantum effects of the interaction of elementary particles with an intense electromagnetic field. *Journal of Soviet Laser Research* **6**. Cited by: 572, 497–617. <https://www.scopus.com/inward/record.uri?eid=2-s2.0-0022116661&doi=10.1007%2fBF01120220&partnerID=40&md5=ea6f6270041343e2bf4892e75c7d43bb> (1985).
22. Schwinger, J. On Gauge Invariance and Vacuum Polarization. *Phys. Rev.* **82**, 664–679. <https://link.aps.org/doi/10.1103/PhysRev.82.664> (5 June 1951).
23. Bell, A. R. & Kirk, J. G. Possibility of Prolific Pair Production with High-Power Lasers. *Phys. Rev. Lett.* **101**, 200403. <https://link.aps.org/doi/10.1103/PhysRevLett.101.200403> (20 Nov. 2008).
24. Fedotov, A. M., Narozhny, N. B., Mourou, G. & Korn, G. Limitations on the Attainable Intensity of High Power Lasers. *Phys. Rev. Lett.* **105**, 080402. <https://link.aps.org/doi/10.1103/PhysRevLett.105.080402> (8 Aug. 2010).
25. Uggerhøj, U. I. The interaction of relativistic particles with strong crystalline fields. *Rev. Mod. Phys.* **77**, 1131–1171. <https://link.aps.org/doi/10.1103/RevModPhys.77.1131> (4 Oct. 2005).
26. Ridgers, C. P. *et al.* Signatures of quantum effects on radiation reaction in laser–electron-beam collisions. *Journal of Plasma Physics* **83**, 715830502 (2017).

27. Niel, F., Riconda, C., Amiranoff, F., Ducloux, R. & Grech, M. From quantum to classical modeling of radiation reaction: A focus on stochasticity effects. *Phys. Rev. E* **97**, 043209. <https://link.aps.org/doi/10.1103/PhysRevE.97.043209> (4 Apr. 2018).
28. Timokhin, A. N. Time-dependent pair cascades in magnetospheres of neutron stars – I. Dynamics of the polar cap cascade with no particle supply from the neutron star surface. *Monthly Notices of the Royal Astronomical Society* **408**, 2092–2114. ISSN: 0035-8711. eprint: <https://academic.oup.com/mnras/article-pdf/408/4/2092/4220523/mnras0408-2092.pdf>. <https://doi.org/10.1111/j.1365-2966.2010.17286.x> (Oct. 2010).
29. Tanaka, K. A. *et al.* Current status and highlights of the ELI-NP research program. *Matter and Radiation at Extremes* **5**, 024402. ISSN: 2468-2047. eprint: https://pubs.aip.org/aip/mre/article-pdf/doi/10.1063/1.5093535/15750185/024402_1_online.pdf. <https://doi.org/10.1063/1.5093535> (Mar. 2020).
30. Yoon, J. W. *et al.* Realization of laser intensity over 10^{23} W/cm². *Optica* **8**, 630–635. <http://opg.optica.org/optica/abstract.cfm?URI=optica-8-5-630> (May 2021).
31. Wistisen, T. N., Di Piazza, A., Knudsen, H. V. & Uggerhøj, U. I. Experimental evidence of quantum radiation reaction in aligned crystals. *Nature Communications* **9**, 795. ISSN: 2041-1723. <https://doi.org/10.1038/s41467-018-03165-4> (Feb. 2018).
32. Los, E. E. *et al.* *Observation of quantum effects on radiation reaction in strong fields* 2024. arXiv: 2407.12071 [hep-ph]. <https://arxiv.org/abs/2407.12071>.
33. Bordovitsyn, V. A., Ternov, I. M. & Bagrov, V. G. Spin light. *Physics-Uspekhi* **38**, 1037–1047. <https://doi.org/10.1070/pu1995v038n09abeh000107> (Sept. 1995).
34. Ternov, I. M. Synchrotron radiation. *Physics-Uspekhi* **38**, 409. <https://dx.doi.org/10.1070/PU1995v038n04ABEH000082> (Apr. 1995).
35. Seipt, D., Del Sorbo, D., Ridgers, C. P. & Thomas, A. G. R. Theory of radiative electron polarization in strong laser fields. *Phys. Rev. A* **98**, 023417. <https://link.aps.org/doi/10.1103/PhysRevA.98.023417> (2 Aug. 2018).

36. King, B. & Tang, S. Nonlinear Compton scattering of polarized photons in plane-wave backgrounds. *Phys. Rev. A* **102**, 022809. <https://link.aps.org/doi/10.1103/PhysRevA.102.022809> (2 Aug. 2020).
37. Del Sorbo, D. *et al.* Spin polarization of electrons by ultraintense lasers. *Phys. Rev. A* **96**, 043407. <https://link.aps.org/doi/10.1103/PhysRevA.96.043407> (4 Oct. 2017).
38. Ternov, I. M. Synchrotron radiation. *Physics-Uspekhi* **38**, 409–434. <https://doi.org/10.1070/pu1995v038n04abeh000082> (Apr. 1995).
39. Belomestnykh, S. *et al.* An observation of the spin dependence of synchrotron radiation intensity. *Nuclear Instruments and Methods in Physics Research Section A: Accelerators, Spectrometers, Detectors and Associated Equipment* **227**, 173–181. ISSN: 0168-9002. <https://www.sciencedirect.com/science/article/pii/0168900284901190> (1984).
40. Del Sorbo, D., Seipt, D., Thomas, A. G. R. & Ridgers, C. P. Electron spin polarization in realistic trajectories around the magnetic node of two counter-propagating, circularly polarized, ultra-intense lasers. *Plasma Physics and Controlled Fusion* **60**, 064003. <https://dx.doi.org/10.1088/1361-6587/aab979> (Apr. 2018).
41. Seipt, D., Del Sorbo, D., Ridgers, C. P. & Thomas, A. G. R. Ultrafast polarization of an electron beam in an intense bichromatic laser field. *Phys. Rev. A* **100**, 061402. <https://link.aps.org/doi/10.1103/PhysRevA.100.061402> (6 Dec. 2019).
42. Li, Y.-F. *et al.* Ultrarelativistic Electron-Beam Polarization in Single-Shot Interaction with an Ultraintense Laser Pulse. *Phys. Rev. Lett.* **122**, 154801. <https://link.aps.org/doi/10.1103/PhysRevLett.122.154801> (15 Apr. 2019).
43. Chen, Y.-Y., He, P.-L., Shaisultanov, R., Hatsagortsyan, K. Z. & Keitel, C. H. Polarized Positron Beams via Intense Two-Color Laser Pulses. *Phys. Rev. Lett.* **123**, 174801. <https://link.aps.org/doi/10.1103/PhysRevLett.123.174801> (17 Oct. 2019).
44. Wan, F. *et al.* Ultrarelativistic polarized positron jets via collision of electron and ultraintense laser beams. *Physics Letters B* **800**, 135120. ISSN: 0370-2693. <https://www.sciencedirect.com/science/article/pii/S0370269319308421> (2020).

45. Kirsebom, K. *et al.* First Measurements of the Unique Influence of Spin on the Energy Loss of Ultrarelativistic Electrons in Strong Electromagnetic Fields. *Phys. Rev. Lett.* **87**, 054801. <https://link.aps.org/doi/10.1103/PhysRevLett.87.054801> (5 July 2001).
46. Andersen, K. K. *et al.* Experimental investigations of synchrotron radiation at the onset of the quantum regime. *Phys. Rev. D* **86**, 072001. <https://link.aps.org/doi/10.1103/PhysRevD.86.072001> (7 Oct. 2012).
47. Arber, T. D. *et al.* Contemporary particle-in-cell approach to laser-plasma modelling. *Plasma Physics and Controlled Fusion* **57**, 113001. <https://doi.org/10.1088/0741-3335/57/11/113001> (Sept. 2015).
48. Ridgers, C. *et al.* Modelling gamma-ray photon emission and pair production in high-intensity laser-matter interactions. *Journal of Computational Physics* **260**, 273–285. ISSN: 0021-9991. <https://www.sciencedirect.com/science/article/pii/S0021999113008061> (2014).
49. Lindhard, J. Quantum-radiation spectra of relativistic particles derived by the correspondence principle. *Phys. Rev. A* **43**, 6032–6037. <https://link.aps.org/doi/10.1103/PhysRevA.43.6032> (11 June 1991).
50. Erber, T. High-Energy Electromagnetic Conversion Processes in Intense Magnetic Fields. *Rev. Mod. Phys.* **38**, 626–659. <https://link.aps.org/doi/10.1103/RevModPhys.38.626> (4 Oct. 1966).
51. Baier, V. N., Katkov, V. M. & Strakhovenko, V. M. *Electromagnetic Processes at High Energies in Oriented Single Crystals* eprint: <https://www.worldscientific.com/doi/pdf/10.1142/2216>. <https://www.worldscientific.com/doi/abs/10.1142/2216> (WORLD SCIENTIFIC, 1998).
52. V. N. Baier, V. M. K. & Strakhovenko, V. M. Quasiclassical theory of radiation and pair creation in crystals at high energy. *Radiation Effects and Defects in Solids* **122-123**, 527–556. eprint: <https://doi.org/10.1080/10420159108211491>. <https://doi.org/10.1080/10420159108211491> (1991).
53. Nerush, E. N. *et al.* Laser Field Absorption in Self-Generated Electron-Positron Pair Plasma. *Phys. Rev. Lett.* **106**, 035001. <https://link.aps.org/doi/10.1103/PhysRevLett.106.035001> (3 Jan. 2011).

54. Gonoskov, A. *et al.* Extended particle-in-cell schemes for physics in ultra-strong laser fields: Review and developments. *Phys. Rev. E* **92**, 023305. <https://link.aps.org/doi/10.1103/PhysRevE.92.023305> (2 Aug. 2015).
55. Grismayer, T., Vranic, M., Martins, J. L., Fonseca, R. A. & Silva, L. O. Seeded QED cascades in counterpropagating laser pulses. *Phys. Rev. E* **95**, 023210. <https://link.aps.org/doi/10.1103/PhysRevE.95.023210> (2 Feb. 2017).
56. Yakimenko, V. *et al.* FACET-II facility for advanced accelerator experimental tests. *Phys. Rev. Accel. Beams* **22**, 101301. <https://link.aps.org/doi/10.1103/PhysRevAccelBeams.22.101301> (10 Oct. 2019).
57. Baird, C. D. *et al.* Realising single-shot measurements of quantum radiation reaction in high-intensity lasers. *New Journal of Physics* **21**, 053030. <https://dx.doi.org/10.1088/1367-2630/ab1baf> (May 2019).
58. Decking, W. *et al.* A MHz-repetition-rate hard X-ray free-electron laser driven by a superconducting linear accelerator. *Nature Photonics* **14**, 391–397 (2020).
59. Abramowicz, H. *et al.* Conceptual design report for the LUXE experiment. *The European Physical Journal Special Topics* **230**, 2445–2560. ISSN: 0370-1573. <https://link.springer.com/article/10.1140/epjs/s11734-021-00249-z> (2021).