

SUBJECTIVE LOGIC ENCODINGS

Jake Vasilakes*

Department of Computer Science
University of Sheffield
j.vasilakes@sheffield.ac.uk

Chrysoula Zerva

Instituto de Telecomunicações, ELLIS Unit Lisbon
Instituto Superior Tecnico, Universidade de Lisboa
chrysoula.zerva@tecnico.ulisboa.pt

Sophia Ananiadou

National Centre for Text Mining, Department of Computer Science, The University of Manchester
Artificial Intelligence Research Center, National Institute of Advanced Industrial Science and Technology
sophia.ananiadou@manchester.ac.uk

ABSTRACT

Many existing approaches for learning from labeled data assume the existence of gold-standard labels. According to these approaches, inter-annotator disagreement is seen as noise to be removed, either through refinement of annotation guidelines, label adjudication, or label filtering. However, annotator disagreement can rarely be totally eradicated, especially on more subjective tasks such as sentiment analysis or hate speech detection where disagreement is natural. Therefore, a new approach to learning from labeled data, called data perspectivism, seeks to leverage inter-annotator disagreement to learn models that stay true to the inherent uncertainty of the task by treating annotations as opinions of the annotators, rather than gold-standard facts. Despite this conceptual grounding, existing methods under data perspectivism are limited to using disagreement as the sole source of annotation uncertainty. To expand the possibilities of data perspectivism, we introduce Subjective Logic Encodings (SLEs), a flexible framework for constructing classification targets that explicitly encodes annotations as opinions of the annotators. Based on Subjective Logic Theory, SLEs encode labels as Dirichlet distributions and provide principled methods for encoding and aggregating various types of annotation uncertainty—annotator confidence, reliability, and disagreement—into the targets. We show that SLEs are a generalization of other types of label encodings as well as how to estimate models to predict SLEs using a distribution matching objective. We make our code publicly available at <https://github.com/jvasilakes/SLEncodings>.

1 INTRODUCTION

Machine learning is inherently biased. Hovy & Prabhumoye (2021) identify five sources of bias: data selection, annotation, input representations, model, and experimental design. While all five have been studied in detail in previous works, a new view on annotation bias called *data perspectivism* (Basile et al., 2021) has gained traction. Data perspectivism re-frames annotations as opinions of the annotators rather than “gold-standard” facts. It also stands in contrast to existing methods for learning from noisy labels, which attempt to eradicate noise rather than embrace it (Song et al., 2022). This movement is inspired by the myth that there ought to be a single true label and that annotator disagreement is to be avoided (Aroyo & Welty, 2015). Data perspectivism thus aims to embrace and leverage annotation uncertainty to build ML systems that are more representative of the event being modeled.

1.1 CONTRIBUTIONS

Despite this conceptual grounding, existing methods under data perspectivism focus on utilizing only one of many types of annotation uncertainty—annotator disagreement—resulting incomplete

*Work completed while a PhD student at the University of Manchester.

opinion representations. To expand on this, we propose Subjective Logic Encodings (SLE), a flexible framework for constructing target distributions for classification tasks which explicitly encodes annotations as subjective opinions of the annotators. SLEs are based on Subjective Logic Theory (Jøsang, 2016), which provides principled methods for encoding and aggregating various types of annotation uncertainty—annotator disagreement, as well as reliability and subjective uncertainty—into target Dirichlet distributions. We estimate a neural network to predict these distributions using a simple distribution matching objective, and show that this is equivalent to standard cross-entropy training with gold-standard labels in the absence of uncertainty. Experiments with both synthetic and real datasets in natural language processing and computer vision show that SLEs are more general and flexible method for learning from annotation uncertainty while matching the performance of existing methods.

2 SOURCES OF UNCERTAINTY IN ANNOTATION

We are interested in modeling *aleatoric uncertainty*, also called data uncertainty, which refers to the irreducible uncertainty inherent in the data or events being modeled. It stands in contrast to *epistemic uncertainty*—due to a lack of knowledge regarding the events—and *distributional uncertainty*—uncertainty regarding out-of-distribution (OOD) events. Generally, aleatoric uncertainty arises from noise inherent in the event being modeled (e.g., a dice roll) or from measurement noise (Gal, 2016). More specifically, we view annotation as a measurement process and break it down into three indicators of uncertainty: inter-annotator disagreement indicates inherent event uncertainty, while annotator reliability and confidence indicate measurement uncertainty. We discuss each of these indicators below.

Annotator Reliability: An annotator may be highly confident in their annotations but still often provide incorrect or inconsistent labels due to a lack of expertise, the difficulty of the annotation task, etc. Conversely, adversarial annotators may purposefully provide poor annotations. Annotator reliability is thus an indicator of measurement noise. Simple measures of reliability are average agreement between annotators (Tratz & Hovy, 2010), average Cohen’s κ between pairs of annotators (Hovy et al., 2013), and the G-index (Gwet, 2008). Previous works have also learned models of annotator reliability directly from data (Hovy et al., 2013; Jagabathula et al., 2017; Li et al., 2019).

Annotator Confidence: Borderline examples, difficult annotation tasks, or unclear annotation guidelines can all influence an annotator’s uncertainty in their assigned labels. Thus individual annotator confidence is an indicator of measurement noise. Previous works have measured confidence by asking annotators additional questions (Nguyen et al., 2014) or eliciting probabilistic labels (Collins et al., 2022).

Inter-Annotator Disagreement: Even assuming perfect annotator reliability and confidence, multiple annotators may still assign different labels to the same event, indicating an inherent uncertainty in the event (Plank et al., 2014). Inter-annotator disagreement is thus an indicator of aleatoric uncertainty. There has been a recent surge of interest in leveraging disagreements between annotators for improving classification (see Uma et al. (2021) for a survey).

It is commonly assumed that crowd annotations are samples from the same categorical distribution over labels for a given example (e.g., this assumption is explicitly stated in Baan et al. (2022)). The existence of annotator confidence and reliability, however, suggest that such samples pass through a intermediate “measurement” process, i.e., the subjective opinion of the annotator, which lends uncertainty to each annotation. It is therefore necessary to explicitly encode annotations as opinions—i.e., including information regarding annotator confidence and reliability. In a more general sense, we ought to encode both first-order annotation uncertainty (i.e., probability of each label in a categorical distribution) as well as second-order uncertainty (i.e., uncertainty regarding the probabilities themselves). The next section discusses how to do this using Subjective Logic.

3 BACKGROUND: SUBJECTIVE LOGIC THEORY

The above shows that it is natural to view annotations as subjective opinions of the annotators. However, the second-order uncertainty we aim to encode is incompatible with the current *status*

quo of vector representations, which are limited to first order uncertainty. Subjective Logic (SL) is a type of probabilistic logic that explicitly encodes events as the opinions of agents, with separate dimensions for first- and second-order uncertainty. We here provide a brief overview of the aspects of SL necessary to understand SLEs.

3.0.1 OPINION REPRESENTATION

In SL, a subjective opinion regarding some item i according to an agent m over a domain of K possible events (e.g., class labels) is denoted $\omega_m^{(i)} = (\mathbf{b}_m^{(i)}, u_m^{(i)}, \mathbf{a})$, where $\mathbf{b}_m^{(i)} \in [0, 1]^K$ is a vector of beliefs, $u_m^{(i)} \in [0, 1]$ represents the uncertainty of the opinion, and $\mathbf{a} \in [0, 1]^K$ is a vector of base rates or prior probabilities over the event space¹. These parameters are subject to the constraint $u_m^{(i)} + \sum_{k=1}^K b_{m,k}^{(i)} = 1$. SL opinions can be reparameterized as Dirichlet distributions, and the mapping to Dirichlet parameters α is

$$\alpha_m^{(i)} = \frac{2\mathbf{b}_m^{(i)}}{u_m^{(i)}} + K\mathbf{a} \quad (1)$$

The expectation of this Dirichlet can be computed from the SL opinion parameters.

$$\mathbf{P}_m^{(i)} = \mathbb{E}[\omega_m^{(i)}] = \mathbf{b}_m^{(i)} + u_m^{(i)}\mathbf{a} \quad (2)$$

3.0.2 COMBINING OPINIONS

A key feature of SL opinions is that they may be combined to form consensus opinions using various operators. In this work, we utilize the cumulative belief fusion and trust discounting operators. Cumulative belief fusion, denoted \oplus , combines two opinions regarding a single event—such as two annotators m and q observing a single example—treating each as evidence of the true label distribution. It is defined as

$$\omega_{[m \diamond q]} = \omega_m \oplus \omega_q = \begin{cases} \mathbf{b}_{[m \diamond q]} = \frac{\mathbf{b}_m u_q + \mathbf{b}_q u_m}{u_m + u_q - u_m u_q} \\ u_{[m \diamond q]} = \frac{u_m u_q}{u_m + u_q - u_m u_q} \\ \mathbf{a}_{[m \diamond q]} = \frac{\mathbf{a}_m u_q + \mathbf{a}_q u_m - (\mathbf{a}_m + \mathbf{a}_q) u_m u_q}{u_m + u_q - 2u_m u_q} \end{cases} \quad (3)$$

Cumulative fusion reduces the uncertainty u by combining evidence. This means that as more opinions are fused, the uncertainty tends towards zero and the resulting Dirichlet approaches zero variance, equivalent to a categorical probability.

The trust discounting operator increases the uncertainty of an opinion according to a separate opinion of the reliability of that annotator. It is denoted \otimes and defined as

$$\hat{\omega}_m^{(i)} = \omega_R^{(m)} \otimes \omega_m^{(i)} = \begin{cases} \hat{\mathbf{b}}_m^{(i)} &= \mathbf{P}_R^{(m)} \mathbf{b}_m^{(i)} \\ \hat{u}_m^{(i)} &= 1 - \mathbf{P}_R^{(m)} \sum_{k=1}^K b_{m,k}^{(i)} \\ \hat{\mathbf{a}}_m &= \mathbf{a}_m \end{cases} \quad (4)$$

where $\omega_R^{(m)}$ is an opinion of the reliability of the subjective opinion $\omega_m^{(i)}$.

4 CONSTRUCTING SLES

We can utilize cumulative fusion and trust discounting to encode and aggregate labels as SLEs. Let there be a dataset of N annotated examples $\mathcal{D} = \{\mathbf{x}^{(i)}, \mathbf{y}^{(i)}\}_{i=1}^N \in (\mathcal{X}, \mathcal{Y})^N$, where $\mathcal{X} \in \mathbb{R}^d$ is the input space and $\mathcal{Y} \in \{1, \dots, K\}^M$ is the label space over K labels and M annotators. That is, each

¹Without loss of generality, we assume uniform priors throughout this work.

$\mathbf{y}^{(i)}$ is a vector of class labels from all M annotators². Further, each individual judgment $y_m^{(i)}$ has metadata regarding the annotator’s reliability $r_m^{(i)}$ and subjective uncertainty $u_m^{(i)}$ ³. Given this, our goal for constructing the target distributions is twofold:

1. Encode each individual judgement taking into account each of the sources of uncertainty described in Section 2.
2. Define a method for aggregating individual encoded judgments into a target distribution for training a classification model that accounts for label disagreement.

As discussed in Section 3, the opinion of annotator m regarding the i^{th} example is $\omega_m^{(i)} = (\mathbf{b}_m^{(i)}, u_m^{(i)}, \mathbf{a}_m)$. In practice, $u_m^{(i)}$ can be any mapping from a user-supplied indicator of subjective uncertainty to the range $[0, 1]$. The belief vector $\mathbf{b}_m^{(i)}$ is computed using the subjective uncertainty as

$$\mathbf{b}_m^{(i)} = \tilde{\mathbf{g}}_m^{(i)} - u_m^{(i)} \tilde{\mathbf{g}}_m^{(i)} \quad (5)$$

where $\tilde{\mathbf{g}}_m^{(i)}$ is the vector encoding of $y_m^{(i)}$, such as one-hot or probabilities⁴.

Finally, we compute the SLE as the aggregate of the opinions for a given example x using the cumulative fusion Eq. (3) and trust discounting operators Eq. (6)

$$\omega_\diamond^{(i)} = \bigoplus_{m=1}^M \omega_R^{(m)} \otimes \omega_m^{(i)} \quad (6)$$

In the case where there is no information regarding reliability ($r_m^{(i)} = 1$) or uncertainty ($u_m^{(i)} = 0$), this process results in a dogmatic opinion $\omega_\diamond^{(i)} = (\mathbf{b}_\diamond^{(i)}, 0, \mathbf{1}/K)$ which is equivalent to a categorical probability. In the further case where there is no disagreement between annotators, the resulting opinion is equivalent to a one-hot encoded target.

5 SYNTHETIC DATA EXPERIMENTS

To our knowledge, there are no real-world datasets that contain all the sources of uncertainty discussed in this work. We therefore illustrate the benefit of using SLEs in place of other methods for label aggregation using synthetic data. We generate synthetic datasets to assess the ability of SLEs to recover the true label from a set of crowd annotations that have been corrupted according to a range of annotator reliabilities and confidences. We conduct three experiments: **(1)** assuming perfect certainty, we vary total annotator reliability from very low to perfect; **(2)** assuming high reliability, we vary annotator confidence from very low to perfect; **(3)** as for (2), but we assume low annotator reliability.

5.1 DATA GENERATION

We generate a set of N 5-class true labels as evenly spaced points on the simplex. For each true label, we generate crowd annotations from $M = 10$ annotators with varying degrees of confidence and reliability. Specifically, we draw values of these parameters from Beta distributions and use them to corrupt the true labels: a true label is permuted with probability equal to reliability and it is recalibrated according to confidence. This process is detailed in Algorithm 1 below, where $\text{permute}(\mathbf{y}, r)$ shuffles the indices of \mathbf{y} with probability r and $\text{recalibrate}(\mathbf{y}, c) = \frac{\exp(\ln \mathbf{y}_i c)}{\sum_{j=1}^d \exp(\ln \mathbf{y}_j c)}$ smooths the probabilities in \mathbf{y} according to the confidence c . This process is an identity when $c = 1$

²For simplicity, we assume each example has the same number of annotators, but we note that this is not a requirement for label aggregation.

³Our approach is agnostic to whether reliability is an overall score for the annotator Hovy et al. (2013) or an instance level score from another model Li et al. (2019)

⁴For binary labels ($K = 2$), the distribution is a Beta with α or $\beta = 1$, equivalent to a Kumaraswamy distribution Kumaraswamy (1980).

and $r = 1$ and pushes \mathbf{y} towards the uniform distribution as $c \rightarrow 0$. Annotator certainty and reliability can thus be varied by specifying different α and β parameters to the beta distributions.

Algorithm 1 Synthetic Data Generation Process

Require: Two sets of Beta distribution parameters (α, β) and (α', β')

```

1: for  $m \in M$  do
2:    $c \sim \text{Beta}(\alpha, \beta)$  ▷ Sample annotator confidence.
3:    $r \sim \text{Beta}(\alpha', \beta')$  ▷ Sample annotator reliability.
4:   for  $\mathbf{y} \in \Delta^{(d-1)}$  do
5:      $\mathbf{y}^* \leftarrow \text{permute}(\mathbf{y}, r)$  ▷ Permute  $\mathbf{y}$  with probability  $r$ .
6:      $\mathbf{y}^* \leftarrow \text{recalibrate}(\mathbf{y}^*, c)$  ▷ Recalibrate probabilities.
7:   end for
8: end for

```

Using this process we generate synthetic datasets in three different scenarios according to different values of the α and β parameters. In the first, we assume no information regarding annotator confidence ($c = 1$) and only vary the reliability of the annotators (Fig. 1a). In the second, we assume high reliability and vary annotator confidence (Fig. 1b). In the third, we assume low reliability and vary annotator confidence (Fig. 1c). We report all α and β parameters used in Appendix B.

5.2 EVALUATION

The evaluation uses both hard and soft evaluation metrics between the aggregated crowd annotations and the true labels. For the hard metric we report the micro-averaged F1 on the test set, and label predictions are obtained from SLEs by taking the argmax of the mode of the predicted Dirichlet, i.e., $\hat{y} = \arg\max_k \mathbb{E}_{Q_\theta}(y_k | \mathbf{x})$. Where the F1 measures the ability of the model to make correct predictions, the soft evaluation metrics measure how well the model is able to match the distribution of the crowd annotations. Specifically, we use the Jensen-Shannon Divergence (JSD) (Lin, 1991) and the Normalized Entropy Similarity (NES) (Uma et al., 2021) between the aggregated and true distributions.

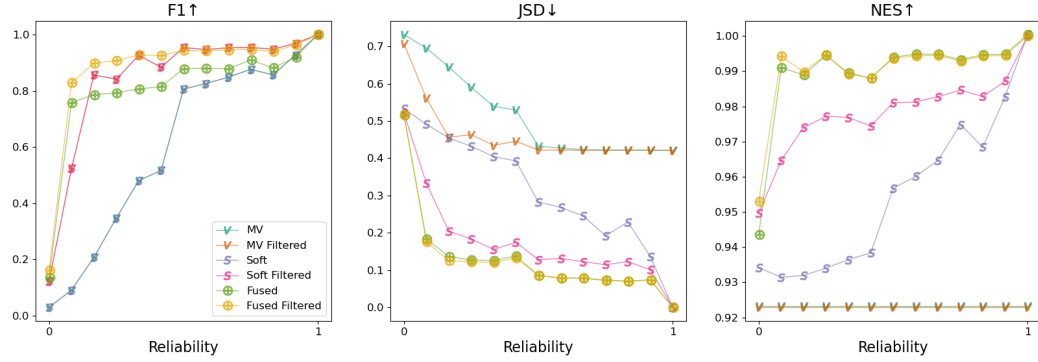
For each experiment, we plot the F1, JSD, and NES curves over the range of uncertainty values. We compare SLEs to two baseline aggregation methods: Majority Voting (MV) chooses the class with the greatest frequency in the crowd annotations, resulting in a one-hot label; Soft Voting (Soft) computes the average count of each label from the crowd annotations, resulting in a vector of continuous labels. We evaluate each aggregation method using all crowd annotations as well as a subset filtered according to reliability as in Tratz & Hovy (2010). For all experiments, we average the results over 10 runs with crowd-annotations generated according to different random seeds.

5.3 RESULTS

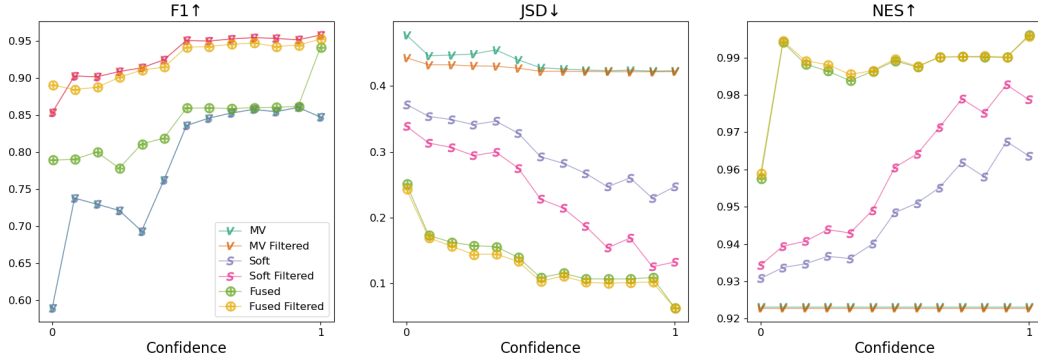
The plots in Fig. 1 show that SLEs are better able to recover the true distribution from crowd annotations than the baselines, measured by JSD and NES. Additionally, the ability of SLEs to “deweight” annotations according to uncertainty means that they achieve higher F1s than the unfiltered baselines. Filtering annotations according to an estimate of annotator reliability improves results for all methods, but we note that the difference in JSD and NES between unfiltered and filtered SLEs is much less than MV and Soft, suggesting the SLEs are better able to capture the true distribution even in the presence of noisy labels.

6 LEARNING SLEs

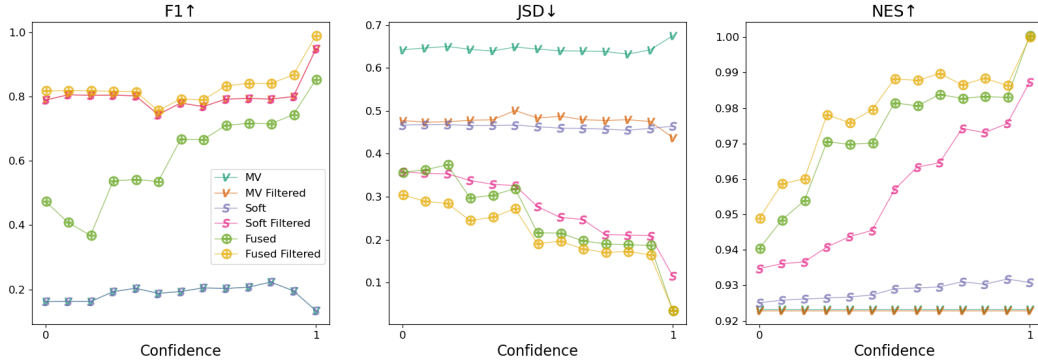
The sources of aleatoric uncertainty described in Section 2 have been independently studied in previous works. However, the methods used for incorporating them into classification models are quite specialized and generally incompatible with each other. In this section, we describe in detail how SLEs aggregate each of these sources of uncertainty into a single target for model estimation.



(a) Varying reliabilities from very low $r \sim \text{Beta}(1, 10)$ to perfect $r = 1$, assuming perfect confidence $c = 1$ for all annotators.



(b) Varying confidences from very low $c \sim \text{Beta}(1, 10)$ to perfect $c = 1$, assuming high reliability $r \sim \text{Beta}(10, 1)$.



(c) Varying confidences from very low $c \sim \text{Beta}(1, 10)$ to perfect $c = 1$, assuming low reliability $r \sim \text{Beta}(1, 10)$.

Figure 1: F1, JSD, and NES results for Majority Voting (MV), Soft voting (Soft), and SLE cumulative fusion (Fused) given both all and filtered annotations on the synthetic data across different ranges of uncertainty. Results using CrowdTruth were nearly identical to Soft, and so omitted here for clarity.

6.1 DIRICHLET NEURAL NETWORKS

Using SLEs in machine learning applications requires a classifier to predict Dirichlet distributions. Predicting Dirichlets has been studied extensively in previous work. Malinin & Gales (2018) introduce Prior Networks, which use Dirichlet outputs to model distributional uncertainty given out-of-distribution data. Concurrently, and most similar to our work, Sensoy et al. (2018) propose a Dirichlet neural network for modeling prediction uncertainty that is explicitly influenced by SL. Still, this work focuses on inducing predictive uncertainty of the model given gold-standard labels

rather than utilizing aleatoric uncertainty obtained from data. Also, despite being inspired by SL, their model predicts the α parameters of a Dirichlet instead of the corresponding SL opinion parameters, as we propose to do here. Joo et al. (2020) develop a Dirichlet latent variable model, trained using variational inference, to construct a prior over the predicted class probabilities given gold labels. In contrast with these previous works, which model distributional uncertainty given gold-standard labels, this work focuses on encoding aleatoric uncertainty obtained as part of the annotation process.

6.2 MODEL ESTIMATION

As described in Section 4, we assume a dataset with aggregated SLE target distributions $\mathcal{D} = \{\mathbf{x}^{(i)}, \omega_{\diamond}^{(i)}\}_{i=1}^N \in (\mathcal{X}, \Omega)^N$. We aim to estimate a classification model $\mathcal{F}_{\Theta} : \mathcal{X} \rightarrow \Omega$ parameterized by Θ which maps from the input space \mathcal{X} to the space of SL opinions Ω represented by reparameterized Dirichlet distributions. The process of estimating such a classifier amounts to distribution matching between the target $\omega_{\diamond}^{(i)}$ and approximating SLE opinions $\omega_{\theta}^{(i)}$, which are predicted by a classifier $f_{\theta} \in \mathcal{F}_{\Theta}$. In our setup, a neural network f_{θ} predicts the \mathbf{b} and u parameters of the opinion representation.

$$\mathbf{b}_{\theta}^{(i)}, u_{\theta}^{(i)} \leftarrow \text{softmax}(f_{\theta}(x^{(i)})) \quad (7)$$

where softmax enforces the constraint $u_{\theta}^{(i)} + \sum_{k=1}^K b_{\theta,k}^{(i)} = 1$.

In the usual classification setup where the targets are gold-standard labels, model estimation often uses the cross entropy loss between the one-hot target labels $\tilde{\mathbf{y}}$ and the label probabilities predicted by the classifier, Q_{θ} .

$$\mathcal{L}_{\theta} = \sum_{k=1}^K \tilde{y}_k \log Q_{\theta}(\hat{y} = k|x) \quad (8)$$

However, given that we are here concerned with target *distributions* rather than labels, it may be clearer to rewrite the cross-entropy loss according to the KL divergence between the target distribution P and predicted distribution Q .

$$\mathcal{L}_{\theta} = D_{KL}(P \parallel Q_{\theta}) + H(P) \quad (9)$$

Since the entropy term in Eq. (9) is a constant that depends only on the target distribution, the minimization of the cross-entropy amounts to the minimization of the KL divergence between the target and the predicted distributions⁵. Thus our target loss function is simply the KL divergence,

$$\mathcal{L}_{\theta} = D_{KL}(P \parallel Q_{\theta}) = \int_{\mathcal{X}} P(x) \log \frac{P(x)}{Q_{\theta}(x)} \quad (10)$$

which is essentially the same loss function proposed by Malinin & Gales (2018), without the additional KL term for out-of-distribution data⁶.

Unfortunately, there are two issues with this objective: (1) the KL divergence error surface is poorly suited to optimization when the target distributions are sparse “one-hot” distributions corresponding to dogmatic opinions; (2) this “forward” KL divergence penalizes Q_{θ} much less where P is very small, which results in a Q_{θ} that covers a majority of the space and is a poor predictor.

⁵In standard classification setups with a single “gold” judgment per sample, the target is one-hot, i.e., a deterministic categorical distribution over the K labels. In this case, the the entropy of the target distribution $H(P)$ is zero and cross-entropy equals the KL-divergence. However, when using soft labels as in Peterson et al. (2019); Uma et al. (2020), the entropy term is > 0 , meaning that the values of the cross-entropy loss between hard- and soft-label setups are not comparable.

⁶It would be trivial to add support for OOD data using the additional KL term and OOD training data, but this is out of scope for this work.

To overcome (1), we follow Malinin & Gales (2018) and smooth dogmatic target opinions by redistributing a small ϵ amount of belief mass to the uncertainty parameter, which adds a small amount of density to the other corners of the probability simplex (Eq. (11)).

$$\omega_m^{(i)} = \begin{cases} \mathbf{b}_m^{(i)} &= \mathbf{b}_m^{(i)} - \epsilon \\ \mathbf{u}_m^{(i)} &= \mathbf{u}_m^{(i)} + \epsilon \\ \mathbf{a}_m &= \mathbf{a}_m \end{cases} \quad (11)$$

To overcome (2), we follow Malinin & Gales (2019) and use the *reverse* KL divergence

$$\mathcal{L}_\theta = D_{KL}(Q \parallel P_\theta) = \int_x Q_\theta(x) \log \frac{Q_\theta(x)}{P(x)} \quad (12)$$

which encourages Q_θ to fit under P .

7 REAL-WORLD DATA EXPERIMENTS

Despite the lack of real-world datasets that contain all three sources of uncertainty, we can still compare SLEs to existing methods for learning from crowd annotations. We experiment with the following real-world datasets in computer vision and natural language processing that contain crowd-sourced annotations with multiple annotators per example.

- CIFAR-10S (Collins et al., 2022): Image classification. A variant of the CIFAR-10 computer vision benchmark dataset (Hinton et al., 2012) annotated by 6 annotators per example. Additionally, CIFAR-10S elicited probabilistic labels from each annotator to capture each annotator’s confidence.
- MRE (Dumitrache et al., 2018a): A dataset of 4,000 sentences in English from PubMed abstracts expressing a *cause* or *treats* relation between two entities. Each example is annotated by 15 annotators.
- ConvAbuse (Cercas Curry et al., 2021): A collection of 7,000 sentences sampled from different chatbot systems annotated by 8 annotators for a variety of abuse types.
- RTE (Hovy et al., 2013): 800 sentences pairs annotated for semantic entailment by 10 annotators.

7.1 MODELS

We utilize the following models for each real-world dataset.

- CIFAR-10S: Following previous work (Collins et al., 2022; Uma et al., 2020), we employ a ResNet-32A model (He et al., 2016) and replicate their evaluation setup.
- MRE: We use the same model and training procedure as Uma et al. (2021). This is a fine-tuned BERT sentence classifier with a single linear output layer (Devlin et al., 2019).
- ConvAbuse: As for MRE, we use a fine-tuned BERT sentence classifier with a single linear output layer as in Cercas Curry et al. (2021).
- RTE: We employ the model implemented by Uma et al. (2021): The premise and hypothesis are concatenated, encoded by BERT, passed through 3 ReLU-activated linear layers, and a final linear output layer.

7.2 EVALUATION

We compare SLEs to a number of baseline methods previously used to handle annotation uncertainty.

- Majority-Voting (MV): the signal is the most common label from the annotator judgements. If more than one label is tied for most common, one of the them is chosen at random. Model estimation uses the cross-entropy loss.

- Cross-Entropy (CE) loss between the predicted distribution and the categorical distribution computed directly from the crowd labels Peterson et al. (2019).
- Kullback-Leibler divergence (KL) between the predicted distribution and the categorical distribution computed directly from the crowd labels Uma et al. (2021).
- CrowdTruth: a method for aggregating labels that weights them according to measures of annotation, annotator, and example reliability Dumitrache et al. (2018b). This method is similar to SLEs in what is measured, but is more prescriptive in how these measurements are computed. In fact, the measurements defined by CrowdTruth could be used by SLEs as measures of annotator uncertainty and reliability. Model estimation uses cross-entropy loss.
- Multi-task Learning from Soft Labels (MTLSL): a simple combination of learning from gold labels and categorical probabilities computed from the crowd labels Fornaciari et al. (2021). Model estimation uses cross-entropy for the gold labels and the reverse KL divergence for the probabilistic labels, as we do for SLEs.

A comparison of these methods to SLEs is given in table Table 1. We note that, of the methods listed above, only CE and KL are able to learn from annotator confidence, but only via probabilistic labels, and only CrowdTruth is able to learn from annotator reliability. It is possible to combine MTLSL with CE/KL by eliciting soft labels from > 1 annotator, but this still lacks the ability to learn from annotator reliability. SLEs, on the other hand, are able to incorporate all three sources of annotation uncertainty and do so without large changes to the model architecture. Furthermore, unlike MTLSL, SLEs do not require each example to be annotated by the same number of annotators, nor do they depend on having both gold-standard and crowd annotations available.

	MV	CE	KL	CrowdTruth	MTLSL	SLE
Annotator Confidence		✓	✓			✓
Annotator Reliability				✓		✓
Crowd Annotations	✓	✓	✓	✓	✓	✓

Table 1: A comparison of methods for learning from annotation uncertainties.

7.3 RESULTS

We report the performance of SLEs compared to the baselines on the real world datasets in Table 2. For all datasets besides ConvAbuse, which has only crowd annotations, we report results of methods using both gold and crowd annotations.

	CIFAR-10S			MRE			ConvAbuse			RTE		
	F1↑	JSD↓	NES↑	F1↑	JSD↓	NES↑	F1↑	JSD↓	NES↑	F1↑	JSD↓	NES↑
Gold	0.645	0.331	0.390	0.840	0.202	0.686				0.613	0.346	0.569
SLE (gold)	0.653	0.326	0.369	0.830	0.198	0.697	-	-	-	0.617	0.351	0.587
MTLSL*	0.636	0.344	0.347	0.828	0.145	0.596				0.610	0.338	0.565
MV	0.645	0.336	0.398	0.749	0.133	0.660	0.886	0.084	0.153	0.605	0.346	0.571
CE	0.661	0.356	0.551	0.751	0.127	0.749	0.898	0.072	0.375	0.611	0.344	0.578
KL	0.660	0.358	0.551	0.751	0.127	0.749	0.902	0.084	0.414	0.609	0.343	0.579
CrowdTruth	0.633	0.643	0.547	0.756	0.122	0.750	0.897	0.315	0.336	0.603	0.354	0.589
SLE (crowd)	0.649	0.364	0.546	0.757	0.120	0.764	0.894	0.078	0.381	0.588	0.361	0.592

Table 2: Hard and soft metric results on the real-world data sets. CIFAR-10S is the only real-world dataset that provides both annotator confidence and inter-annotator disagreement. ConvAbuse does not contain gold-standard labels. * MTLSL is trained using both gold and crowd annotations.

8 DISCUSSION

Results of the synthetic data experiments Fig. 1 show a clear benefit of using SLEs over majority and soft voting for label aggregation, especially when information regarding annotator confidence and

reliability are available. Results on the real-world datasets Table 2 are, however, mixed. SLEs with gold labels generally outperform standard cross-entropy training on gold labels as well as MTLSSL, but this improvement may be an artifact of the different objective function. When using crowd annotations, CE and KL tend to outperform all other methods, although SLEs do perform best on the MRE dataset. As already discussed, a major limitation of these experiments is that none of the datasets contain all three sources of uncertainty. This means that even though SLEs are capable of modeling second-order uncertainty, they are not evaluated as such, since the targets contain only the types of uncertainty present in the datasets.

Future research should provide a more in-depth evaluation of the learned SLEs, such as their interpretability and ability to use post-hoc measures of reliability and annotator confidence. For example, we might compute a simple estimate of annotator reliability as each annotator’s average percentage agreement with the others over all training examples, or a measure of confidence by computing the normalized entropy of the soft labels obtained from each annotator in CIFAR-10S.

9 CONCLUSION

This paper introduced Subjective Logic Encodings (SLEs) a novel method for encoding annotation uncertainty into classification targets for machine learning tasks. SLEs encode annotations as Dirichlet distributions representing the subjective opinions of annotators using separate dimensions for first- and second-order uncertainty. Further, they reduce to the simpler representations of categorical and one-hot distributions in the absence of first- and second-order uncertainty, respectively. Learning SLEs using neural networks is also simple, requiring only a new output layer to compute the belief and uncertainty parameters, and the use of the KL-divergence objective function.

REFERENCES

- Lora Aroyo and Chris Welty. Truth is a lie: Crowd truth and the seven myths of human annotation. *AI Magazine*, 36(11):15–24, Mar 2015. ISSN 2371-9621. doi: 10.1609/aimag.v36i1.2564.
- Joris Baan, Wilker Aziz, Barbara Plank, and Raquel Fernández. Stop measuring calibration when humans disagree. (arXiv:2210.16133), Nov 2022. doi: 10.48550/arXiv.2210.16133. URL <http://arxiv.org/abs/2210.16133>. arXiv:2210.16133 [cs].
- Valerio Basile, Federico Cabitza, Andrea Campagner, and Michael Fell. Toward a perspectivist turn in ground truthing for predictive computing. In *Proceedings of the 2021 Conference of the Italian Chapter of the Association for Intelligent Systems (ItAIS)*, pp. 16, 2021. URL <http://www.itaais.org/itaais2021-proceedings/pdf/21.pdf>.
- Amanda Cercas Curry, Gavin Abercrombie, and Verena Rieser. Convabuse: Data, analysis, and benchmarks for nuanced abuse detection in conversational ai. In Marie-Francine Moens, Xuanjing Huang, Lucia Specia, and Scott Wen-tau Yih (eds.), *Proceedings of the 2021 Conference on Empirical Methods in Natural Language Processing*, pp. 7388–7403, Online and Punta Cana, Dominican Republic, November 2021. Association for Computational Linguistics. doi: 10.18653/v1/2021.emnlp-main.587. URL <https://aclanthology.org/2021.emnlp-main.587>.
- Katherine M. Collins, Umang Bhatt, and Adrian Weller. Eliciting and learning with soft labels from every annotator. (arXiv:2207.00810), Aug 2022. doi: 10.48550/arXiv.2207.00810. URL <http://arxiv.org/abs/2207.00810>. arXiv:2207.00810 [cs].
- Jacob Devlin, Ming-Wei Chang, Kenton Lee, and Kristina Toutanova. Bert: Pre-training of deep bidirectional transformers for language understanding. In *Proceedings of the 2019 Conference of the North American Chapter of the Association for Computational Linguistics: Human Language Technologies, Volume 1 (Long and Short Papers)*, pp. 4171–4186, Minneapolis, Minnesota, Jun 2019. Association for Computational Linguistics. doi: 10.18653/v1/N19-1423. URL <https://aclanthology.org/N19-1423>.
- Anca Dumitrache, Lora Aroyo, and Chris Welty. Crowdsourcing ground truth for medical relation extraction. *ACM Transactions on Interactive Intelligent Systems*, 8(2):11:1–11:20, Jul 2018a. ISSN 2160-6455. doi: 10.1145/3152889.

-
- Anca Dumitrache, Oana Inel, Lora Aroyo, Benjamin Timmermans, and Chris Welty. Crowdtruth 2.0: Quality metrics for crowdsourcing with disagreement. In *SAD/CrowdBias@HCOMP*, Aug 2018b. doi: 10.48550/arXiv.1808.06080. URL <http://arxiv.org/abs/1808.06080>.
- Tommaso Fornaciari, Alexandra Uma, Silviu Paun, Barbara Plank, Dirk Hovy, and Massimo Poesio. Beyond black & white: Leveraging annotator disagreement via soft-label multi-task learning. In *Proceedings of the 2021 Conference of the North American Chapter of the Association for Computational Linguistics: Human Language Technologies*, pp. 2591–2597, Online, Jun 2021. Association for Computational Linguistics. doi: 10.18653/v1/2021.naacl-main.204. URL <https://aclanthology.org/2021.naacl-main.204>.
- Yarin Gal. *Uncertainty in Deep Learning*. PhD thesis, University of Cambridge, Sep 2016. URL <http://mlg.eng.cam.ac.uk/yarin/thesis/thesis.pdf>.
- Kilem Li Gwet. Computing inter-rater reliability and its variance in the presence of high agreement. *British Journal of Mathematical and Statistical Psychology*, 61(1):29–48, 2008. ISSN 2044-8317. doi: 10.1348/000711006X126600.
- Kaiming He, Xiangyu Zhang, Shaoqing Ren, and Jian Sun. Deep residual learning for image recognition. pp. 770–778, 2016. URL https://openaccess.thecvf.com/content_cvpr_2016/html/He_Deep_Residual_Learning_CVPR_2016_paper.html.
- Geoffrey E Hinton, Nitish Srivastava, Alex Krizhevsky, Ilya Sutskever, and Ruslan R Salakhutdinov. Improving neural networks by preventing co-adaptation of feature detectors. *arXiv preprint arXiv:1207.0580*, 2012.
- Dirk Hovy and Shrimai Prabhumoye. Five sources of bias in natural language processing. *Language and Linguistics Compass*, 15(8):e12432, 2021. ISSN 1749-818X. doi: 10.1111/ln3.12432.
- Dirk Hovy, Taylor Berg-Kirkpatrick, Ashish Vaswani, and Eduard Hovy. Learning whom to trust with MACE. In *Proceedings of the 2013 Conference of the North American Chapter of the Association for Computational Linguistics: Human Language Technologies*, pp. 1120–1130, Atlanta, Georgia, Jun 2013. Association for Computational Linguistics. URL <https://aclanthology.org/N13-1132>.
- Srikanth Jagabathula, Lakshminarayanan Subramanian, and Ashwin Venkataraman. Identifying unreliable and adversarial workers in crowdsourced labeling tasks. *Journal of Machine Learning Research*, 18(93):1–67, 2017. ISSN 1533-7928.
- Taejong Joo, Uijung Chung, and Min-Gwan Seo. Being bayesian about categorical probability. In *Proceedings of the 37th International Conference on Machine Learning*, pp. 4950–4961. PMLR, Nov 2020. URL <https://proceedings.mlr.press/v119/joo20a.html>.
- Audun Jøsang. *Subjective Logic: A Formalism for Reasoning Under Uncertainty*. Artificial Intelligence: Foundations, Theory, and Algorithms. Springer International Publishing, Switzerland, 2016. ISBN 978-3-319-42335-7.
- P. Kumaraswamy. A generalized probability density function for double-bounded random processes. *Journal of Hydrology*, 46(1):79–88, Mar 1980. ISSN 0022-1694. doi: 10.1016/0022-1694(80)90036-0. URL <https://www.sciencedirect.com/science/article/pii/0022169480900360>.
- Maolin Li, Arvid Fahlström Myrman, Tingting Mu, and Sophia Ananiadou. Modelling instance-level annotator reliability for natural language labelling tasks. In *Proceedings of the 2019 Conference of the North American Chapter of the Association for Computational Linguistics: Human Language Technologies, Volume 1 (Long and Short Papers)*, pp. 2873–2883, Minneapolis, Minnesota, Jun 2019. Association for Computational Linguistics. doi: 10.18653/v1/N19-1295. URL <https://aclanthology.org/N19-1295>.
- J. Lin. Divergence measures based on the shannon entropy. *IEEE Transactions on Information Theory*, 37(1):145–151, Jan 1991. ISSN 1557-9654. doi: 10.1109/18.61115.

-
- Andrey Malinin and Mark Gales. Predictive uncertainty estimation via prior networks. *Advances in Neural Information Processing Systems*, 31, 2018. URL <https://proceedings.neurips.cc/paper/2018/hash/3ea2db50e62ceefceaf70a9d9a56a6f4-Abstract.html>.
- Andrey Malinin and Mark Gales. Reverse kl-divergence training of prior networks: Improved uncertainty and adversarial robustness. In *Advances in Neural Information Processing Systems*, volume 32. Curran Associates, Inc., 2019. URL <https://proceedings.neurips.cc/paper/2019/hash/7dd2ae7db7d18ee7c9425e38df1af5e2-Abstract.html>.
- Quang Nguyen, Hamed Valizadegan, and Milos Hauskrecht. Learning classification models with soft-label information. *Journal of the American Medical Informatics Association*, 21(3):501–508, May 2014. ISSN 1067-5027. doi: 10.1136/amiajnl-2013-001964.
- Joshua C. Peterson, Ruairidh M. Battleday, Thomas L. Griffiths, and Olga Russakovsky. Human uncertainty makes classification more robust. pp. 9617–9626, 2019. URL https://openaccess.thecvf.com/content_ICCV_2019/html/Peterson_Human_Uncertainty_Makes_Classification_More_Robust_ICCV_2019_paper.html.
- Barbara Plank, Dirk Hovy, and Anders Søgaard. Linguistically debatable or just plain wrong? In *Proceedings of the 52nd Annual Meeting of the Association for Computational Linguistics (Volume 2: Short Papers)*, pp. 507–511, Baltimore, Maryland, Jun 2014. Association for Computational Linguistics. doi: 10.3115/v1/P14-2083. URL <https://aclanthology.org/P14-2083>.
- Murat Sensoy, Lance Kaplan, and Melih Kandemir. Evidential deep learning to quantify classification uncertainty. *arXiv:1806.01768 [cs, stat]*, Oct 2018. URL <http://arxiv.org/abs/1806.01768>. arXiv: 1806.01768.
- Hwanjun Song, Minseok Kim, Dongmin Park, Yooju Shin, and Jae-Gil Lee. Learning from noisy labels with deep neural networks: A survey. *IEEE Transactions on Neural Networks and Learning Systems*, pp. 1–19, 2022. ISSN 2162-2388. doi: 10.1109/TNNLS.2022.3152527.
- Stephen Tratz and Eduard Hovy. A taxonomy, dataset, and classifier for automatic noun compound interpretation. In *Proceedings of the 48th Annual Meeting of the Association for Computational Linguistics*, pp. 678–687, Uppsala, Sweden, Jul 2010. Association for Computational Linguistics. URL <https://aclanthology.org/P10-1070>.
- Alexandra N. Uma, Tommaso Fornaciari, Dirk Hovy, Silviu Paun, Barbara Plank, and Massimo Poesio. A case for soft loss functions. *Proceedings of the AAAI Conference on Human Computation and Crowdsourcing*, 8:173–177, Oct 2020. URL <https://ojs.aaai.org/index.php/HCOMP/article/view/7478>.
- Alexandra N. Uma, Tommaso Fornaciari, Dirk Hovy, Silviu Paun, Barbara Plank, and Massimo Poesio. Learning from disagreement: A survey. *Journal of Artificial Intelligence Research*, 72: 1385–1470, Dec 2021. ISSN 1076-9757. doi: 10.1613/jair.1.12752.

A NOTATION

\oplus	Cumulative belief fusion operator (Jøsang, 2016, 12.5).
\otimes	Trust-discounting operator (Jøsang, 2016, 14.3).
N	The number of training samples.
M	The number of annotators.
K	The number of class labels.
$y_m^{(i)}$	Label assigned to item i by annotator m .
$\omega_m^{(i)}$	SLT opinion of annotator m regarding the i^{th} example.
$\omega_{\diamond}^{(i)}$	Aggregated opinion over all annotators regarding the i^{th} example.
$\mathbf{b}_m^{(i)}$	Belief vector for the i^{th} example according to annotator m .
$b_{m,k}^{(i)}$	The belief value for the k^{th} class label according to annotator m for the i^{th} example.
$u_m^{(i)}$	The subjective uncertainty of annotator m regarding the i^{th} example.
\mathbf{a}_m	The base rate or prior probabilities assigned over the K events according to annotator m .

B EXPERIMENT DETAILS

	c_m		r_m		Annotation Uncertainty
	α	β	α'	β'	
Set 1	10	0	10	0	None
Set 2	10	1	10	1	Low
Set 3	10	10	10	10	Medium
Set 4	1	10	1	10	High

Table 3: Parameters for the annotation generative process given in Section 5.

C ADDITIONAL RESULTS

Annotations		(a)			(b)			(c)		
		F1 \uparrow	JSD \downarrow	NES \uparrow	F1 \uparrow	JSD \downarrow	NES \uparrow	F1 \uparrow	JSD \downarrow	NES \uparrow
All	MV	0.601	0.515	0.923	0.783	0.437	0.923	0.187	0.645	0.923
	Soft	0.601	0.312	0.955	0.784	0.301	0.948	0.187	0.463	0.928
	CrowdTruth	0.601	0.319	0.955	0.784	0.303	0.948	0.187	0.463	0.928
	SLE	0.804	0.130	0.989	0.837	0.135	0.987	0.611	0.250	0.973
Filtered	MV	0.837	0.463	0.923	0.929	0.427	0.923	0.802	0.477	0.923
	Soft	0.837	0.176	0.978	0.929	0.234	0.959	0.802	0.276	0.956
	CrowdTruth	0.837	0.192	0.978	0.929	0.238	0.959	0.802	0.282	0.956
	SLE	0.872	0.127	0.990	0.923	0.129	0.987	0.831	0.212	0.979

Table 4: Hard and soft metric results on the synthetic data corresponding to the plots in Fig. 1. (a) Average metrics over a range of reliabilities from very low to perfect, assuming perfect confidence. (b) Average metrics over a range of confidences from very low to perfect, assuming high reliability. (c) Average metrics over a range of confidences from very low to perfect, assuming low reliability.