

# The Majority Vote Paradigm Shift: When Popular Meets Optimal

Antonio Purificato<sup>1,2,\*</sup> Maria Sofia Bucarelli<sup>2,\*</sup> Anil Kumar Nelakanti<sup>1</sup> Andrea Bacciu<sup>1</sup>  
Fabrizio Silvestri<sup>2</sup> Amin Mantrach<sup>1</sup>

Amazon<sup>1</sup>

Sapienza University of Rome<sup>2</sup>

## Abstract

Reliably labelling data typically requires annotations from multiple human experts. However, humans are far from being perfect. Hence, it is a common practice to aggregate labels gathered from multiple annotators to make a more confident estimate of the true label. Among many aggregation methods, the simple and well-known Majority Vote (MV) selects the class label polling the highest number of votes. However, despite its importance, the optimality of MV’s label aggregation has not been extensively studied. We address this gap in our work by characterising the conditions under which MV achieves the theoretically optimal lower bound on label estimation error. Our results capture the tolerable limits on annotation noise under which MV can optimally recover labels for a given class distribution. This certificate of optimality provides a more principled approach to model selection for label aggregation as an alternative to otherwise inefficient practices that sometimes include *higher experts*, *gold* labels, etc., that are all marred by the same human uncertainty despite huge time and monetary costs. Experiments on both synthetic and real-world data corroborate our theoretical findings.

## 1 Introduction

Data labeling or annotation is crucial for numerous real-world machine learning tasks like, for example, search and retrieval (Gligorov et al., 2013), medical imaging

(Wang et al., 2019), and translation and summarization (Sarhan and Spruit, 2020). If humans were perfect at labelling data, a single round of annotation would suffice, however, the probability that the annotator gives the correct answer (which we define as annotator reliability) varies widely across its population. Hence it is common to gather a noisy label set (Li et al., 2014) by requesting annotations from distinct annotators for each task before aggregating them (Huang et al., 2023). The most commonly used aggregation method is *Majority Vote* (MV). MV estimation selects the class label that receives the highest number of votes from distinct annotators for a given task. Despite being easy to implement, it fails to recover true labels when incorrect annotations begin to dominate. The theoretical lower bound on the minimum achievable error given the true annotator noise was described by Nitzan and Paroush (1981). Assuming there is an oracle revealing the true annotator noise and class distribution, it reduces to the *maximum a posteriori* estimate with each vote weighted by the odds ratio of the annotator’s reliability and the class distribution. Correspondingly, we refer to this estimate as the oracle MAP (oMAP) that is practically unknown without access to such an oracle. This makes the problem ill-posed (Spurling et al., 2021; Shi et al., 2021) for which numerous methods have been proposed in literature. The earliest from Dawid and Skene (1979) (DS) uses expectation-maximization (EM), followed by other iterative (Whitehill et al., 2009; Hovy et al., 2013) and non-iterative methods (Li et al., 2019b; Yang et al., 2024a). Some of these methods offer guarantees on the expected error rate  $\mathbb{E}[\mathcal{R}]$ <sup>1</sup> of their estimate  $\hat{y}$  of the true label  $y$ . They help understand “How many more annotations would I need for  $\mathbb{E}[\mathcal{R}]$  to be arbitrarily small?” or say “What is minimum  $\mathbb{E}[\mathcal{R}]$  reachable given my annotation budget?” However, they do not help decide “Which method is to be preferred for label aggregation on my data?” or “Does MV achieve the lowest achievable error for my annotation job?”.

Precisely, this is the question we answer deriving the

\* Equal contribution

Correspondence: purifian@amazon.com

<sup>1</sup>The error rate  $\mathcal{R}$  is defined as:  $\mathcal{R} = \frac{1}{|\{y, \hat{y}\}|} \sum_{\{y, \hat{y}\}} \mathbb{I}[\hat{y} \neq y]$

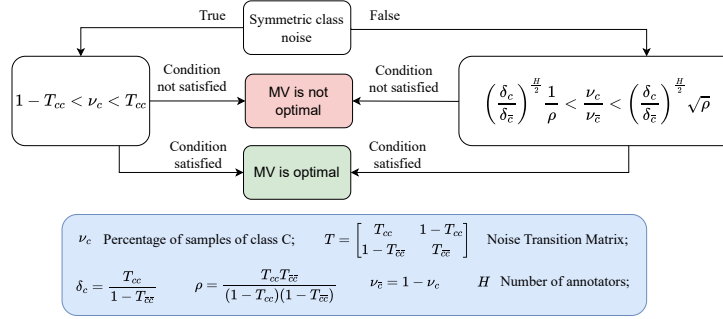


Figure 1: Flow-chart summarizing conditions for optimality of MV with its label estimates matching that of oMAP.

parameter configurations where MV is sample-wise optimal, *i.e.*, when its label aggregate matches oMAP for all instances. We present a mechanism to verify if these conditions hold true for any given real-data even while the true parameters, *i.e.*, annotators’ confusion matrix (containing the probability of mislabeling a pair of classes) and class distribution are unknown. Specifically, our contributions address the following research questions:

- **RQ1:** *Can MV achieve the theoretically optimal label estimation error? If yes, under what conditions?*

We identify a range of reliability and class imbalance parameters where label recovery using MV is optimal for each instance with its estimate matching that of oMAP. We derive these conditions for informative, non-adversarial annotators who share the same class confusion matrix when annotating binary tasks. We also extend our results to scenarios with uniformly perturbed noise transition matrices and to specific cases involving two distinct categories of annotators. See Figure 1 for a summary.

- **RQ2:** *Are MV’s optimality conditions verifiable on real-data and how tight are they?*

The listed optimality conditions require an oracle to reveal the true parameters to verify if they hold. However, approximating true parameters with estimates works quite well in most cases though it comes with no certificate of correctness due to estimation errors. To address this, we derive stricter conditions on the estimated parameters that can be verified offering a high-probability guarantee. Our empirical results on synthetic and real data support the theoretical findings. We also examine the trade-off between false discoveries and sensitivity in our two proposed verification approaches. In other words, we investigate how changing the false-positive rate (incorrectly labeling negatives as

positives) affects the true-positive rate (correctly identifying positives).

## 2 Related work

In practice, MV is the most popular method due its implementation. A popular alternative is a group of iterative solvers that update estimates of task labels and model priors (of class distribution and annotator reliability) in successive loops. Dawid and Skene (1979) and more recent variants of iterative methods (Karger et al., 2014; Li and Yu, 2014; Li et al., 2019a; Chen et al., 2023) are examples of these methods. The parameters are estimated via an EM algorithm. Spectral algorithms that use the eigenspace of the annotator-label matrix of annotations have also been proposed (Ghosh et al., 2011; Zhang et al., 2014; Tenzer et al., 2022) that have some similarities to iterative solvers (see Karger et al. (2014)). Methods that leverage other principles like Bayesian formulation have also been studied. Li et al. (2019b) use the mean-field variational method to mine latent source relationships through tensor decomposition and object clustering. Yang et al. (2024a) view the label aggregation task as a dynamic system, with task identifiers serving as time-slices. Using a Dynamic Bayesian Network to model this system, they develop two label aggregation algorithms. Li et al. (2019a) proposed a Bayesian model based on conjugate prior and iterative EM reasoning for highly redundant labeled data. Similarities can be drawn among various methods and where feasible, they theoretically bound  $\mathbb{E}[\mathcal{R}]$  as  $\exp(-\mathcal{O}(vr))$  for some measure of crowd reliability  $r$  and annotation volume  $v$ . They fundamentally differ in the implicit assumptions on the priors in model specification and the solver used that are necessary for the bounds to hold true. For example, Karger et al. (2014) assumes sparse assignment of samples to annotators, while Dalvi et al. (2013) requires large eigengap for annotator-label annotation matrix. Designing annotation jobs where the assumptions hold is non-trivial since they are not easily verifiable making it a trial-

and-error to evaluate them suitability in practice.

Certain class of methods explicitly estimate only the noise transition matrix, sometimes with guarantees on optimality, from which label estimates could be inferred subsequently. For example, Bonald and Combes (2017) employ correlations of annotator triplets to estimate annotators’ noise transition with  $\ell_\infty$ -norm of the error bounded as  $\mathcal{O}(\frac{1}{v\sqrt{N}})$ , the minimax lower bound for their setting with  $N$  being the number of samples or tasks labelled. Similarly, Bucarelli et al. (2023) solve an optimisation problem that uses pairwise annotator similarities with a guarantee on  $p$ -norm of estimation error as  $\mathcal{O}(\frac{1}{\sqrt{N}})$ . The methods of DS and others like Li et al. (2019b) estimate the annotator noise a by-product of their algorithm. We describe how these noise estimates can be leveraged to derive optimality certificates on real-data.

There have been attempts to study human labelling in the PAC framework mostly to analyse its impact on subsequent learning. The most general case with no assumptions on annotators will lead to noise models that are not amenable for analysis Awasthi et al. (2017); Rivest and Sloan (1994). Hence, it is common to impose certain structure on the annotators like “few perfect labellers”, “majority good labellers”, “few good labellers”, etc, to derive suitable bounds. However, most works with PAC analysis focus on generalization error Awasthi et al. (2017) which is very different from the labelling error that we analyse here. Those studying label aggregation, typically arising out of application of WMV to bagging in ensembles Breiman (1996), study bounds on absolute error  $\mathbb{E}[R]$  Masegosa et al. (2020). In contrast, we do not study the absolute error of MV itself but its gap relative to the optimal estimation method.

A relevant work to our discussion is Nitzan and Paroush (1981) that establishes the optimality of a suitably weighted majority vote. A special case of their method is that of uniform class distribution with equally reliable annotators<sup>2</sup> where it reduces to MV aligning with our finding for this scenario. However, the equivalence of MV’s label recovery to that of oMAP applies to a larger more general range of parameters that we establish in our work. Similarly, Berend and Kontorovich (2015) investigate how the probability of error of Naive Bayes, which is the same as our oMAP and weighted MV of Nitzan and Paroush (1981), can be bounded. Their goal—to study the rate at which this error probability of oMAP and its empirical counterpart (eMAP) for some given reliability decreases to zero—is distinct from our goal, which is to identify the conditions under which MV is the optimal decision rule.

Despite some differences, such as the distinct symmet-

ric annotator noise described by Nitzan and Paroush (1981) compared to the non-symmetric shared noise in our study, the requirement for access to an oracle limits its practical applicability in real-world scenarios. We address this shortcoming by describing a method to verify with high probability if a given parameter configuration is in the regime where MV is optimal. This result is central to practical application of our theory that is validated in our experiments. For all such configurations, label estimate for each sample from MV is guaranteed to match that of oMAP with no incentive for exploring more complex aggregation alternatives.

### 3 Gap in MV and MAP methods

**Notation.** The number of tasks, annotators, and classes are represented by  $N, H$ , and  $C$ , respectively.  $\nu$  denotes class distribution with subscript  $i$  when referring to class with label  $i$ , i.e.,  $\nu_i := \mathbb{P}(y=i)$  (Barber, 2012). We assume that annotators are conditionally independent on the true label  $y$ ,  $\mathbb{P}(y_a, y_b | y) = \mathbb{P}(y_a | y)\mathbb{P}(y_b | y)$ . This assumption models how crowdsourcing platforms (i.e., Mechanical Turk<sup>3</sup> or Toloka<sup>4</sup>) work in practice where annotators cannot see the answers of other annotators to the same sample.

We employ the noise transition matrix approach, which is widely adopted in the literature Bucarelli et al. (2023); Patrini et al. (2017) and has been validated to accurately represent real-world phenomena Liu et al. (2023). The noise transition matrix for annotator  $a$ ,  $T_{ij}^a := \mathbb{P}(x_k^a = j | y_k = i)$  is the probability of incorrectly assigning label  $j$  for the task  $x_k^a$  that has true label  $y_k = i$ . We denote by  $x$  the annotations for a task with true label  $y$  of which  $y_\varphi$  is an estimate from method  $\varphi$ . Correspondingly,  $(y_{MV})_k, (y_{MAP})_k$  refer to the label obtained through majority vote and maximum *a posteriori* aggregation respectively for task  $k$ , i.e.,

$$(y_{MV})_k = \operatorname{argmax}_{c \in \{1, \dots, C\}} \sum_{h=1}^H \mathbb{1}[x_k^h = c], \text{ and}$$

$$(y_{MAP})_k = \operatorname{argmax}_{c \in \{1, \dots, C\}} \mathbb{P}(y_k = c | x_k^{h_1}, x_k^{h_2}, \dots, x_k^{h_H}).$$

Oracle MAP refers to the case where both  $\nu$  and the true  $T$  are known while estimated MAP uses the estimate  $\tilde{T}$  and  $\tilde{\nu}$ .

**Problem statement.** Given a set of task annotations  $\{x_1, x_2 \dots x_N\}$ , with  $x_k \in \{0, 1\}^H$ , we characterize the parameter space  $(\nu, T)$  where the gap in probabilities of MV and oracle MAP of recovering the

<sup>2</sup>See Corollary 2b in (Nitzan and Paroush, 1981).

<sup>3</sup><https://docs.aws.amazon.com/pdfs/AWSMechTurk/latest/RequesterUI/amt-ui.pdf>

<sup>4</sup><https://toloka.ai/>

true labels  $\{y_1, y_2 \dots y_N\}$  i.e., the quantity  $\mathbb{P}(y_{MV} = y) - \mathbb{P}(y_{oMAP} = y)$  vanishes. We choose oMAP because it establishes the lower bound for best achievable error rate given true  $(\nu, T)$  and is the minimizer of the expected error rate under the 0-1 loss (Li and Yu, 2014; PEH, 2001), see Proposition 3.1 below.

**Proposition 3.1.** *The oracle MAP estimator minimizes the expected 0-1 loss  $\mathbb{E}[\mathcal{L}_{0-1}]$ .*

The proof of Proposition 3.1 can be found in Appendix A.1. Correspondingly, given that oracle MAP has the lowest achievable expected 0-1 loss, we use it as the benchmark for MV in quantifying its effectiveness in recovering the true labels. We note that our study, will focus not on expected loss but on the probability of MV recovering the true label for each sample or instance relative to that of oMAP i.e.,

$$\mathbb{P}(y_{MV} = y) = \mathbb{P}(y_{oMAP} = y). \quad (1)$$

To make sure MV is well defined we assume  $H$  is odd and we assume binary classification tasks with labels  $y \in \{0, 1\}$  (Patrini et al., 2017; Karger et al., 2014; Chen et al., 2021). The noise introduced in the annotations by annotators is described through a transition matrix,  $T = \begin{pmatrix} T_{00} & T_{01} \\ T_{10} & T_{11} \end{pmatrix}$ . We begin with the assumption that  $T$  is identical for all annotators and relax it later in Section 3.4. A one-parameter noise model has symmetric error rate for the two classes with  $T_{00} = T_{11}$  while a two-parameter model admits distinct error rates, i.e.,  $T_{00} \neq T_{11}$ . Equation 1 can be rewritten by observing that annotator's votes can be modelled using a suitably defined Binomial distribution with parameters  $(H, T)$  (see Lemma 3.1 and 3.2). Similarly,  $T^\varphi$  captures the class-confusion matrix over the aggregated labels recovered applying the method  $\varphi$  defined as follows for  $T^{MV}$  and  $T^{oMAP}$ .

**Lemma 3.1** (Noise transition matrix  $T^{MV}$ , also Lemma 2.1 (Wei et al., 2023)). *If  $H$  is odd and the binary label  $c \in \{0, 1\}$ , the noise transition matrix of MV is:*

$$T_{cc}^{MV} = \sum_{i=\lceil \frac{H}{2} \rceil}^H \binom{H}{i} T_{cc}^i (1 - T_{cc})^{H-i}. \quad (2)$$

**Lemma 3.2** (Noise transition matrix  $T^{oMAP}$ ). *Assume  $H$  is odd, binary label  $c \in \{0, 1\}$ , then noise transition matrix of MAP aggregated labels is:*

$$T_{cc}^{oMAP} = \sum_{k=\lfloor A_c+1 \rfloor}^H \binom{H}{k} T_{cc}^k (1 - T_{cc})^{H-k}. \quad (3)$$

with  $A_c = \frac{\log \frac{\nu_{\bar{c}}}{\nu_c} + H \log \frac{T_{\bar{c}\bar{c}}}{1-T_{cc}}}{\log \frac{T_{cc}T_{\bar{c}\bar{c}}}{(1-T_{cc})(1-T_{\bar{c}\bar{c}})}}$  where  $\bar{c} = 1 - c$  and  $\nu_c, \nu_{\bar{c}}$  are priors for classes  $c, \bar{c}$ .

Details of their derivation is deferred to Appendix A.2. Note that the lower bound of the summation in  $T^{MV}$  is from  $\lceil \frac{H}{2} \rceil$ . This is because MV requires that majority of annotators vote for the correct class to recover the true label. We may now rewrite Equation 1 as follows:

$$T_{00}^{MV} + T_{11}^{MV} \frac{1-\nu}{\nu} = T_{00}^{oMAP} + T_{11}^{oMAP} \frac{1-\nu}{\nu}. \quad (4)$$

Plugging in expressions of  $T^{MV}$  and  $T^{oMAP}$  from Lemmas 3.1 and 3.2 into Equation 4 and analysing the various cases that arise, we can deduce how MV and oMAP vary across the parameter space.

### 3.1 Characterisation for symmetric class noise

We restrict our analysis in this section to one-parameter models with  $\varrho = T_{01} = T_{10}$  for ease of analysis and defer the more general two-parameter case to Section 3.2. Substituting  $T^{MV}$  and  $T^{oMAP}$  in Equation 1 with their expressions, we get the equality conditions as a function of parameters  $\nu$  and  $H$ . For all other cases that fail this condition oMAP is better than MV with a non-zero gap.

**Theorem 3.3** (MV optimality criterion for one-parameter  $T$  for binary tasks). *If the probability of a label flip,  $\varrho = T_{01} = T_{10}$ , is less than 0.5 and denoting by  $\nu = \mathbb{P}(y = 0)$  the class zero distribution we have that:*

$$\mathbb{P}(y_{oMAP} = y) = \mathbb{P}(y_{MV} = y) \text{ iff } \varrho < \nu < 1 - \varrho. \quad (5)$$

$\varrho < 0.5$  translates to better than random labellers that is the most general case of non-adversarial annotators with no other constraints (Karger et al., 2013; Li et al., 2019b; Bucarelli et al., 2023). Notice that if  $\varrho < \nu < 1 - \varrho$  it also holds that  $\varrho < 1 - \nu < 1 - \varrho$ . The condition in this theorem can be rewritten as  $\frac{\varrho}{1-\varrho} < \frac{\nu}{1-\nu} < \frac{1-\varrho}{\varrho}$ . This indicates that the class imbalance ratio must fall within the range defined by the odds ratio associated with the noise rate of the dataset and its inverse. For a perfectly balanced dataset, this condition is always satisfied. However, as a dataset becomes more imbalanced, the maximum noise rate at which MV remains optimal decreases. The proof of Theorem 3.3 can be found in Appendix A.3. The condition for equality of MV and MAP is a rather simple and elegant boundary in Equation 3.3 beyond which their probability gap begins to widen. Our results are valid sample-wise and provide conditions under which it is true that, for a given annotated sample, the probability that the label predicted by oMAP matching the gold label is equal to the one of MV unlike previous works Li and Yu (2014); Karger et al. (2014), which give results in terms of mean error rate. Correspondingly, this result can be used for optimal label estimates without access to an oracle if only we knew that  $(\nu, T)$  satisfies Equation 5. However, this verification of the bounds itself assumes access to the

true parameters and we show in Section 3.3 how this can be achieved without the oracle but only estimators.

### 3.2 Extension to asymmetric class noise

We extend Theorem 3.3 to the more general case of  $T_{01} \neq T_{10}$  that corresponds to admitting noise models with unequal sensitivity and specificity. It translates to annotators confusing class 1 to class 0 and vice-versa with different error rates. In this case, the necessary and sufficient condition for probability of MV recovering the same label as that of oMAP aggregation is provided by the following theorem:

**Theorem 3.4** (MV optimality criterion for two-parameter  $T$  for binary tasks). *Assuming better than random annotators’ reliability (Karger et al., 2013; Li et al., 2019b; Bucarelli et al., 2023), namely  $T_{00}, T_{11} > 0.5$ , labeling binary tasks, we have that:*

$$\mathbb{P}(y_{\text{oMAP}} = y) = \mathbb{P}(y_{\text{MV}} = y) \text{ if and only if}$$

$$\left(\frac{\delta_c}{\delta_{\bar{c}}}\right)^{\frac{H}{2}} \frac{1}{\sqrt{\rho}} < \frac{\nu_{\bar{c}}}{\nu_c} < \left(\frac{\delta_c}{\delta_{\bar{c}}}\right)^{\frac{H}{2}} \sqrt{\rho}. \quad (6)$$

where  $\rho = \frac{T_{00}T_{11}}{(1-T_{00})(1-T_{11})}$  and  $\delta_c = \frac{T_{c\bar{c}}}{1-T_{\bar{c}\bar{c}}}$ .

The proof of this theorem can be found in Appendix A.3. The condition in Equation 3.4 holds for  $\nu_0$  if and only if it holds for  $\nu_1$ . Therefore, it is sufficient to verify the condition for just one of them. We emphasize that for  $T_{01} = T_{10}$  we recover the condition of Theorem 3.3 and the inferences from Section 3.1 generalize to this case.

### 3.3 Verification without an oracle

Theorems 3.3 and 3.4 characterise the optimality criterion for MV under the one and two-coin case respectively. However, they require true  $T$  and  $\nu$  for verifiability, both of which are usually unknown. Nevertheless, with only their estimates, we will still be able to verify the bounds with high confidence. We define  $f(T) = \left(\frac{\delta_c}{\delta_{\bar{c}}}\right)^{\frac{H}{2}} \frac{1}{\sqrt{\rho}}$ ,  $h(T) = \left(\frac{\delta_c}{\delta_{\bar{c}}}\right)^{\frac{H}{2}} \sqrt{\rho}$  and  $g(\nu) = \frac{\nu_{\bar{c}}}{\nu_c}$ .

**Theorem 3.5.** *Given an approximation of the noise transition matrix  $\tilde{T}$ , such that  $\|T - \tilde{T}\|_2 \leq \epsilon$  holds with probability at least  $1 - \gamma$ , we define  $\tilde{\nu} = \tilde{T}^{-1}\hat{\nu}$ , where  $\hat{\nu}$  is an approximation of the noisy label distribution. If  $\nu_0$  and  $\nu_1$  are so that  $\eta \leq \nu_c \leq 1 - \eta$ , for  $0 < \eta < 1$ ,  $\frac{1}{2} < T_{cc} \leq 1 - \xi$  for  $0 < \xi < 1$  and the following inequalities hold:*

$$\begin{cases} g(\tilde{\nu}) - f(\tilde{T}) > \psi + \epsilon\chi \\ h(\tilde{T}) - g(\tilde{\nu}) > \psi + 4\epsilon\chi \end{cases}$$

then it follows that  $f(T) < g(\nu) < h(T)$  with probability  $1 - 2\gamma + 2e^{\epsilon^2 N}$ , where:

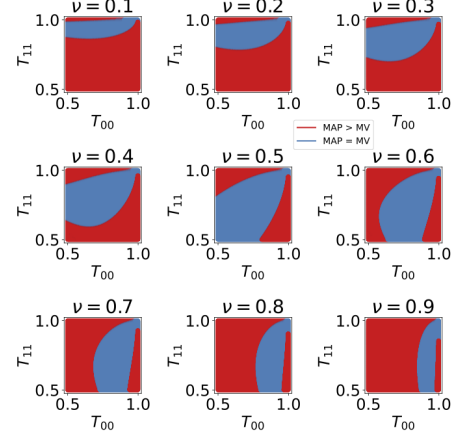


Figure 2: Illustration of Theorem 3.4 on simulations. We analyze the optimality of MV compared to oMAP verifying if the condition in Equation 4 is satisfied for ten different  $\nu_0$  values as  $T_{11}$  and  $T_{00}$  vary between 0.5 and 1. Blue points denote where MV is equal to oMAP.

$$\psi = \frac{\epsilon}{\lambda_{\min}(\tilde{T})} \left[ \frac{1}{\lambda_{\min}(\tilde{T}) - \epsilon} + \sqrt{C} \right] \frac{1}{\min(\eta, 1 - \eta)^2} \text{ and}$$

$$\chi = \sqrt{\max(\frac{1}{2}, \frac{H-1}{2} - H\xi)^2 + \max(\frac{1}{2}, \frac{H+1}{2} - \xi H)^2}.$$

The proof of this theorem is in Appendix B. This bound depends on the quality of  $\tilde{T}$  and  $\hat{\nu}$  via the parameter  $\epsilon$ . The conditions on  $\eta$  and  $\xi$  describe the amount of imbalance in class distribution and the annotator noise tolerable for the theorem to hold. Specifically,  $\eta$  is lower bound on the fraction of samples from the minority class and annotators reliability should be better than random by a margin of  $\xi$ .

This theorem states that given estimates  $(\hat{\nu}, \tilde{T})$ , it is feasible to determine with high probability if  $(\nu, T)$  satisfies Theorem 3.4 enabling a practical method for the verification of MV’s optimality. Suitable estimators  $(\hat{\nu}, \tilde{T})$  from literature with the required estimation guarantee can be chosen. Bonald and Combes (2017) use agreement between annotator triplets from a pool of annotators with better than random average reliability with at least three informative annotators. Similarly, Bucarelli et al. (2023) leverage pairwise annotator agreement assuming all annotators are better than random.

### 3.4 Beyond equal reliability condition

In this section, we relax the equal reliability assumption and present two different settings.

**Uniformly perturbed  $T$ .** In this setting annotators’ noise transition matrices are not fixed but are sampled from a distribution. Specifically, for a fixed  $\sigma$ , the noise

transition matrix of annotator  $h$  is given by:

$$T_h = \begin{bmatrix} T_{00} & T_{01} \\ T_{10} & T_{11} \end{bmatrix} + \sigma_h \begin{bmatrix} -1 & 1 \\ 1 & -1 \end{bmatrix}, \quad \sigma_h \sim \text{Unif}[-\sigma, \sigma]$$

We seek the conditions under which the expected performance of MV equals that of oMAP, or, more formally:

$$\mathbb{E}[\mathbb{P}(y^{\text{MV}} = y)] = \mathbb{E}[\mathbb{P}(y^{\text{oMAP}} = y)]. \quad (7)$$

We take expectation over annotator distributions, so the derived conditions will depend only on the number of annotators and not on their specific matrices. We can prove that, if  $\sigma$  is small enough, the conditions of Th. 3.4 ensure Eq. 7 holds. Specifically, we require:  $\sigma \leq \frac{\log \rho}{H} R_c \min(A_c - \lfloor A_c \rfloor, 1 - A_c - \lfloor A_c \rfloor)$ ,

where  $R_c = \left[ \frac{2}{T_{\bar{c}\bar{c}}} + \frac{2}{T_{c\bar{c}}} + \frac{1}{T_{cc}} + \frac{1}{T_{\bar{c}c}} \right]^{-1}$  with  $A_c$  is as defined in Eq. 3.

**Annotators of two categories.** Here we consider two groups of annotators A and B with different reliabilities with noise transition matrices respectively  $T_A$  and  $T_B$ . *W.l.o.g.* we can assume  $|A| < |B|$  and  $|A| < \lceil \frac{H}{2} \rceil$ . Under the assumption  $\rho_A = \rho_B$ , (which holds for instance, when  $(T_A)_{cc} = (T_B)_{\bar{c}\bar{c}}$ ), we derive conditions under which MV is equivalent to oMAP. These conditions are given by:

$$\left( \frac{(\delta_B)_c}{(\delta_B)_{\bar{c}}} \right)^{\frac{H}{2}} \sqrt{\frac{1}{\rho_B}} \zeta_{B,A} < \frac{\nu_{\bar{c}}}{\nu_c} \leq \left( \frac{(\delta_B)_c}{(\delta_B)_{\bar{c}}} \right)^{\frac{H}{2}} \sqrt{\rho_B} \zeta_{B,A}$$

with  $\zeta_{B,A} = \left( \frac{(\delta_B)_{\bar{c}}}{(\delta_A)_{\bar{c}}} \right)^{|A|}$  and  $\delta_A, \delta_B, \rho_A$  and  $\rho_B$  following the notation of Theorem 3.4. In the case of one set only we recover precisely the condition of Theorem 3.4. Additional details are in Sections D.1 and D.2 in the Appendix.

## 4 Experiments

We empirically verify our results comparing MV against oMAP for various parameter configurations. Simulations are used for validating Theorems 3.3 and 3.4 that require true data generating  $(\nu, T)$ . Theorem 3.5 that uses estimated  $(\tilde{\nu}, \tilde{T})$  is verified on simulated data. We compare our results with different methods in the literature, namely, Dawid-Skene Dawid and Skene (1979), GLAD (Whitehill et al., 2009), MACE (Hovy et al., 2013), IWMV (Li and Yu, 2014), BWA (Li et al., 2019a), IAA (Bucarelli et al., 2023) and LA (Yang et al., 2024a). Annotator count  $H$  is used as available for all real data while it is set to  $H = 3$  in all simulations unless stated otherwise. Here we report experiments with the same noise transition matrix shared by all annotators. Additional experiments that relax this assumption, as discussed in Section 3.4, are presented in Section D of the Appendix. Code for reproducing the results is shared in supplementary material and additional experimental details are in Section C.1 of the Appendix.

### Simulated symmetric noise with oracle (RQ1).

We illustrate Theorem 3.3 in Figure 3a marking points in the parameter space where MV performs optimally in blue distinguishing them from those where it underperforms oMAP (in red). The plot obtained through simulations accurately reflects the theorem’s conditions. Towards the left on  $x$ -axis are the low-noise regimes where MV is optimal even for skewed class balance. As the noise increases to the right, MV’s optimality is restricted to fewer  $\nu$  closer to 0.5. This, however, is when we use the true generating noise that is unavailable for real-world cases. So, for comparison, we make similar plots with its estimate from two methods, IWMV and IAA, in Figures 3b and 3c respectively. Evidently, there is a distortion in the blue region where MV is optimal that grows with the estimation error. While IWMV largely retains the shape, IAA distorts it further with a higher number of sub-optimal parameters falsely marked as optimal for MV. We further inspect the actual difference in the probability scores of MV and oMAP from Figure 3a on a heatmap in Figure 3d. Large magnitude differences are restricted to extreme cases of skewed class distribution with noisy labels on the top and bottom corners to the right. Note that this is the worst-case scenario with  $H = 3$ , and the blue region where MV is optimal grows larger with the size of the annotator pool, however, with the caveat that we need exponentially more annotators. This is illustrated in Figure 3e where we draw four distinct parameter configurations to plot the gap  $\mathbb{P}(y_{\text{oMAP}}) - \mathbb{P}(y_{\text{MV}})$  for increasing  $H$ .  $(\nu, T)$  for the orange curve satisfies Theorem 3.3 and is flat all through independent of  $H$  as it should be. MV is sub-optimal for the other three parameter configurations at lower  $H$  with a gap relative to oMAP that vanishes asymptotically as predicted by Li and Yu (2014).

### Simulated asymmetric noise (RQ1).

Similar visualisations for the two-parameter model with  $H = 3$  are plotted in Figure 2 for various values of  $\nu$ . Blue colored  $\{(T_{00}, T_{11})\}$  pairs are MV optimal satisfying Equation 3.4 while red regions have MV underperforming oMAP. Notice how the region where MV is optimal lying around the line  $T_{00} = T_{11}$  are maximum for  $\nu = 0.5$  shrinking as we move away to 0.1 or 0.9 similar to the one-parameter model in Figure 3a.

### Quantitative evaluation on simulation (RQ1).

We simulate data for four different configurations, see Table 1a. Two for one-parameter models of which  $\alpha$ -Data fails the optimality condition for MV in Equation 5 while  $\beta$ -Data satisfies it. Similarly, for the two-parameter case  $\gamma$ -Data satisfies Equation 3.4 while  $\delta$ -Data does not. Table 2 reports the accuracy of various methods on these data. As predicted by the the-

Dataset	$\nu$	$T_{00}$	$T_{11}$	Dataset	$\nu$	$N$	$H$	$v_{tr}$	$v_{wr}$
$\alpha$ -Data	[20, 80]	0.7	0.7	SP	[49.9, 50.1]	4999	203	5	5
$\beta$ -Data	[50, 50]	0.9	0.9	SP_amt	[49, 51]	500	143	20	500
$\gamma$ -Data	[30, 70]	0.6	0.75	ZC_in	[78.3, 21.7]	2040	25	5	2125
$\delta$ -Data	[90, 10]	0.6	0.9	MS	[11, 10, 10, 9, 10, 10, 10, 11, 9]	700	44	4	67
				CF_amt	[19, 23, 24, 31, 3]	300	110	20	55
				D-Product	[87.8, 12.2]	8715	176	3	140

(a) Synthetic data statistics.

(b) Real data statistics.

Table 1: Data statistics with number of tasks, annotators, label class distribution  $\nu$  (%), task rank ( $v_{tr}$ ) and annotator rank ( $v_{wr}$ ) that are respectively, the number of annotation per sample or annotator. In Table 1a  $\alpha$ ,  $\beta$ -Data from one-parameter models satisfy and fail Eq. 5 respectively.  $\gamma$ ,  $\delta$ -Data from two-parameter models satisfy and fail Eq. 3.4 respectively.

ory, MV recovers labels optimally for  $\beta$ ,  $\gamma$ -Data while it underperforms for  $\alpha$ ,  $\delta$ -Data. Figure 3f plots the histogram with the fraction of instances for which the labels recovered using MV is exactly the same as that of oracle MAP. There is an exact match in all samples of  $\beta$ ,  $\gamma$ -Data emphasizing instance optimality of the results. Note that the shortfall in oMAP from perfect accuracy score is the irreducible error and it is larger if the noise is higher. Moreover, we can notice that in the settings for which oMAP equals MV, it implies that nearly every other aggregation method performs equally well in terms of effectiveness. This again suggests that in such scenarios, employing a straightforward approach like MV, which only relies on individual sample-wise information, performs comparably to employing more complex methods that leverage data relationships across the entire dataset for aggregation.

**Results on real-world data (RQ2).** We use benchmark crowd-sourced datasets from Active Crowd Toolkit (Venanzi et al., 2015) and Crowdsourcing datasets repository<sup>5</sup> for our evaluation. Data statistics including the number of samples, annotators, classes, and their distributions are reported in Table 1b. We do not have access to oracle’s true  $T$  of annotators, hence, we use a widely adopted approach (Xia et al., 2019) leveraging carefully curated gold labels or anchor points. We compute element  $i, j$  of the matrix  $T$  as the fraction of anchor points with gold label  $i$  that were marked as class  $j$ . This approximation assumes noise characteristics are consistent across annotators and assigns to each one the average noise estimated from all annotations. We use this as the oracle  $T$  in experiments and report its numbers as oMAP in Table 2. Predicted labels are compared against gold labels and accuracy is reported in Table 2.

Classes are balanced in SP\_amt and  $T_{00} = T_{11} = 0.64$

satisfying Equation 5 for optimality of MV. As a consequence, MV and Anchor oMAP achieve the same accuracy of 0.942 with exact match of labels for all instances as seen in histogram of Figure 4. Data in SP also has balanced class distribution but  $T_{00}(= 0.57) \neq T_{11}(= 0.65)$ . Correspondingly, MV achieves an accuracy of 0.887 that is slightly lower than that of Anchor oMAP at 0.891 with a small drop from perfect match in all instances. ZenCrowd\_in (ZC\_in) and D-Product have skewed class balance with 80-20 and 87-13 data splits respectively. However, ZC\_in with  $T_{00}(= 0.58) \neq T_{11}(= 0.51)$  satisfies neither condition for MV optimality while D-Product with  $T_{00}(= 0.72) \neq T_{11}(= 0.55)$  satisfies Equation 3.4. Correspondingly, D-Product has MV accuracy on par with that Anchor oMAP, such as ZC\_in. GLAD and MACE could be underperforming due to model misspecifications given that they make very specific assumptions about annotators. It’s important to note that Anchor oMAP isn’t consistently the top-performing method, primarily because our estimation of matrix  $T$  is merely an approximation. Section A.2 in Appendix shows the noise transition matrices estimated from the data using this method. CF\_amt and MS (denoted with ? in Table 2) are both multi-class data and, hence, the results from this work do not apply. However, for CF\_amt data we empirically observe MV match the label recovery accuracy of Anchor oMAP, while it is sub-optimal for MS data.

**Optimality verification (RQ2).** To apply our theorems in practical settings, one can verify optimality conditions by directly plugging in estimates ( $\tilde{\nu}, \tilde{T}$ ) from any method directly into Theorem 3.4. Theorem 3.5 provides guarantees on this approach, showing that when the assumptions of Theorem 3.5 are met, the correctness of the MV optimality check is assured with high probability. Empirically, we observed using estimates from three different methods (EBCC, IWMV and IAA) that even if the conditions of Theorem 3.5 are not strictly met, checking the optimality conditions

<sup>5</sup><https://dbgroup.cs.tsinghua.edu.cn/ligl/crowddata/>



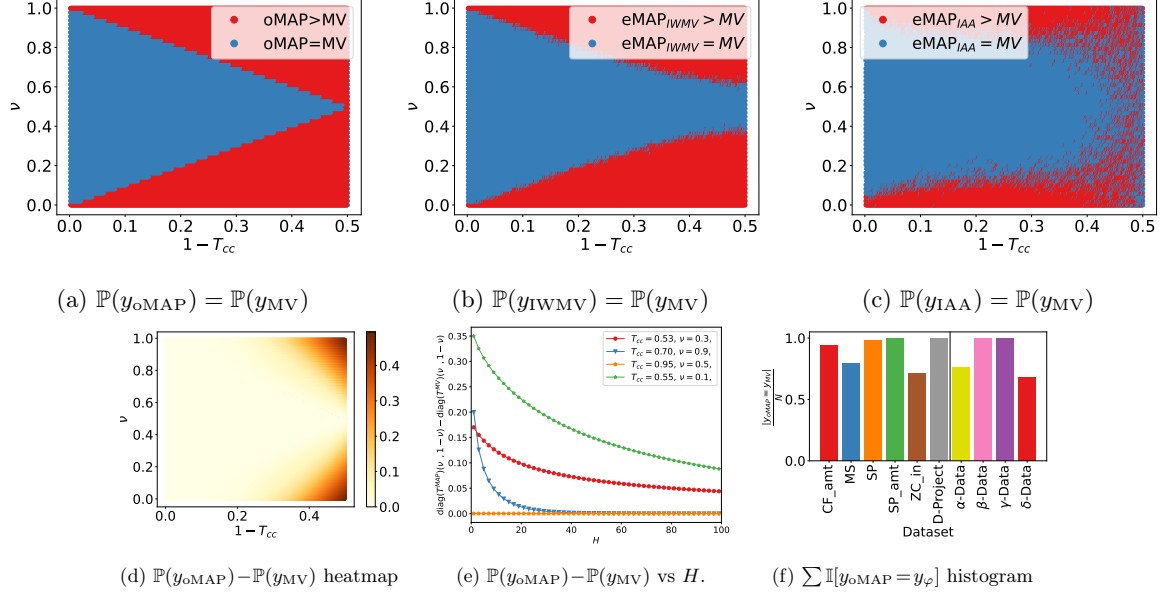


Figure 3: Illustrations on simulated data of Theorem 3.3 comparing MV to oMAP are in (a) with similar plots for IWMV in (b) and for IAA in (c). Heatmap in (d) is of MV vs oMAP plot in (a). Curves in (e) show how that probability gap falls as  $H$  grows for four distinct parameter settings of which only orange one satisfies optimality condition for MV. Histogram (f) shows the percentage of labels aggregated using MV equal to the the ones aggregated using oMAP.

	SP $\times$	SP_amt $\checkmark$	ZC_in $\times$	MS $?$	CF_amt $?$	D-Product $\times$	$\alpha$ -Data $\times$	$\beta$ -Data $\checkmark$	$\gamma$ -Data $\checkmark$	$\delta$ -Data $\times$
DS (a)	0.502	0.632	0.575	0.103	0.257	<b>0.940</b>	<u>0.802</u>	0.971	0.785	0.831
GLAD (b)	0.502	0.630	0.611	0.096	0.263	0.927	0.786	0.971	0.785	0.678
MACE (c)	0.503	<u>0.632</u>	0.631	0.097	0.270	0.695	0.786	0.971	0.785	0.678
IWMV (d)	<u>0.904</u>	0.942	0.750	<b>0.799</b>	0.857	<u>0.928</u>	0.807	0.971	0.785	0.678
BWA(e)	<b>0.917</b>	0.942	<u>0.765</u>	0.786	0.857	0.919	0.786	0.971	0.785	<u>0.901</u>
LA(f)	0.903	0.942	0.749	<u>0.797</u>	0.857	0.926	0.784	0.971	0.785	0.678
IAA (g)	0.882	0.942	0.744	0.703	0.857	0.905	0.786	0.971	0.785	0.678
MV (h)	0.887	0.942	0.740	0.707	<u>0.857</u>	0.905	0.786	0.971	0.785	0.678
oMAP	0.891 <sup>abc</sup> fh	<b>0.942</b> <sup>abc</sup>	<b>0.784</b> <sup>abcde</sup> gh	0.749 <sup>abcde</sup> gh	<b>0.857</b> <sup>abc</sup>	0.905 <sup>abcde</sup> f	<b>0.841</b> <sup>abcde</sup> gh	0.971	0.785	<b>0.915</b> <sup>abcde</sup> gh

Table 2: Accuracy ( $\uparrow$  is better) of different aggregation methods as measured against gold labels. Real data followed by synthetic from left to right.  $\checkmark$  or  $\times$  indicate if Theorem 3.4 is satisfied or not, while  $?$  refers to multi-class datasets. Super-scripted letters indicate the methods statistically significant with respect to oMAP, determined by Wilcoxon tests ( $p < 0.05$ ) with Bonferroni correction. Best results in **bold** and second-best underlined.

by substituting estimated quantities into Theorem 3.4 often suffices. In these cases, the estimated conditions frequently match those of the unknown true quantities (see Figures 3b, 3c). Figure 4 illustrates this trade-off. The plot displays bars representing the average number of instances where the estimated quantities (each from different estimation method) are plugged into Theorem 3.4 and match the condition computed with Theorem 3.4 using the true, but unknown, noise rate parameters and data distribution. We consider only cases where the theorem is verified with true parameters, namely we computed the True Positive Rate (TPR). These are compared with red bars illustrating the cases where Theorem 3.5 aligns with Theorem 3.4 when calculated based on these true parameters and data distribution. Although Theorem 3.5 achieves perfect sensi-

tivity, it often rejects MV optimality in cases where it actually holds, as the conditions it requires for confirmation are quite strict. We further show similar observation on a simulation with all four cases of true/false-positive/negative from three different estimation methods (IWMV, IAA and EBCC) on various sample sizes in Table 3 from Appendix C.2. We also report accuracy when aggregated using the three methods along with run time of each which is lowest for MV as expected.

## 5 Discussion and conclusion

MV is often considered naive for crowdsourced labeling and, before this paper, its optimality remained unexplored. It was unknown whether it could reach the theoretically optimal oMAP bound, which uses complete



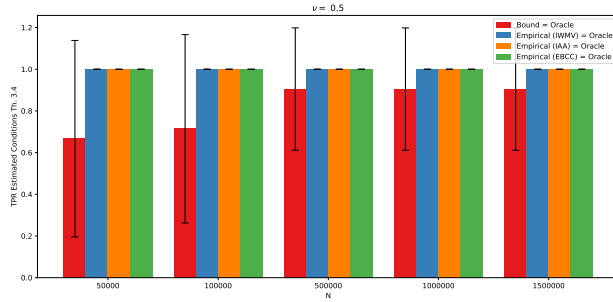


Figure 4: Non-red bars show the fraction of experiments where verification of Theorem 3.4 with estimated parameters from the candidate methods aligns with that of Theorem 3.4 using the true  $(\nu, T)$ , considering cases where the theorem is verified with true parameters. Red bars indicate cases where Theorem 3.5 aligns with Theorem 3.4 using true parameters. Synthetic data have various sample sizes  $N$ , and the average True Positive Rate is plotted over multiple  $T$  values, with  $\nu_0 = 0.5$ .

knowledge of annotators’ noise, and the conditions under which it would match that optimal bound. We address this problem for identical annotators annotating binary tasks. We identify sufficient and necessary conditions for MV to be equivalent to oMAP. Our major finding is that when classes are well balanced, MV is robust to a wide range of annotator noise levels exactly matching the oMAP bound and as the class distribution skews, annotator reliability becomes increasingly important for MV to be optimal. Furthermore, we also extended our findings to some of the scenarios involving annotators with varying reliabilities.

Experiments show that verifying the conditions using estimated quantities is often sufficient, thereby making our findings applicable to real-world scenarios. Finding a suitable aggregation method currently relies on evaluating multiple hypotheses through trial-and-error on a *dev set* with *expert* generated *gold* labels that suffer from the same annotator uncertainty. It is particularly challenging for critical tasks like medical diagnostics where the accuracy of individual labels is paramount that the instance-level optimality derived in this work guarantees. This also serves as a guide for future research to focus effort on those regions of the parameter space where MV is not optimal.

## Impact Statement

This paper presents work whose goal is to advance the field of Machine Learning. There are many potential societal consequences of our work, none which we feel must be specifically highlighted here.

## References

- Awasthi, P., Blum, A., Haghtalab, N., and Mansour, Y. (2017). Efficient pac learning from the crowd. In *Conference on Learning Theory*, pages 127–150. PMLR.
- Barber, D. (2012). *Bayesian reasoning and machine learning*. Cambridge University Press.
- Berend, D. and Kontorovich, A. (2015). A finite sample analysis of the naive bayes classifier. *J. Mach. Learn. Res.*, 16(1):1519–1545.
- Bonald, T. and Combes, R. (2017). A minimax optimal algorithm for crowdsourcing. In *Proceedings of the 31st International Conference on Neural Information Processing Systems, NIPS’17*, page 4355–4363, Red Hook, NY, USA. Curran Associates Inc.
- Boole, G. (1847). *The mathematical analysis of logic*. CreateSpace Independent Publishing Platform.
- Breiman, L. (1996). Bagging predictors. *Machine learning*, 24:123–140.
- Bucarelli, M. S., Cassano, L., Siciliano, F., Mantrach, A., and Silvestri, F. (2023). Leveraging inter-rater agreement for classification in the presence of noisy labels. In *Proceedings of the IEEE/CVF Conference on Computer Vision and Pattern Recognition*, pages 3439–3448.
- Chen, W., Zhu, C., and Li, M. (2023). Sample prior guided robust model learning to suppress noisy labels. In *Joint European Conference on Machine Learning and Knowledge Discovery in Databases*, pages 3–19. Springer.
- Chen, Z., Wang, H., Sun, H., Chen, P., Han, T., Liu, X., and Yang, J. (2021). Structured probabilistic end-to-end learning from crowds. In *Proceedings of the Twenty-Ninth International Conference on International Joint Conferences on Artificial Intelligence*, pages 1512–1518.
- Dalvi, N., Dasgupta, A., Kumar, R., and Rastogi, V. (2013). Aggregating crowdsourced binary ratings. In *Proceedings of the 22nd International Conference on World Wide Web, WWW ’13*, page 285–294, New York, NY, USA. Association for Computing Machinery.
- Dawid, A. P. and Skene, A. M. (1979). Maximum likelihood estimation of observer error-rates using the em algorithm. *Journal of the Royal Statistical Society: Series C (Applied Statistics)*, 28(1):20–28.
- Dvoretzky, A., Kiefer, J., and Wolfowitz, J. (1956). Asymptotic minimax character of the sample distribution function and of the classical multinomial estimator. *Annals of Mathematical Statistics*, 27:642–669.

- Ghosh, A., Kale, S., and McAfee, P. (2011). Who moderates the moderators? crowdsourcing abuse detection in user-generated content. In *Proceedings of the 12th ACM Conference on Electronic Commerce, EC '11*, page 167–176, New York, NY, USA. Association for Computing Machinery.
- Gligorov, R., Hildebrand, M., Van Ossenbruggen, J., Aroyo, L., and Schreiber, G. (2013). An evaluation of labelling-game data for video retrieval. In *Advances in Information Retrieval: 35th European Conference on IR Research, ECIR 2013, Moscow, Russia, March 24–27, 2013. Proceedings 35*, pages 50–61. Springer.
- Hovy, D., Berg-Kirkpatrick, T., Vaswani, A., and Hovy, E. (2013). Learning whom to trust with MACE. In Vanderwende, L., Daumé III, H., and Kirchhoff, K., editors, *Proceedings of the 2013 Conference of the North American Chapter of the Association for Computational Linguistics: Human Language Technologies*, pages 1120–1130, Atlanta, Georgia. Association for Computational Linguistics.
- Huang, O., Fleisig, E., and Klein, D. (2023). Incorporating worker perspectives into MTurk annotation practices for NLP. In Bouamor, H., Pino, J., and Bali, K., editors, *Proceedings of the 2023 Conference on Empirical Methods in Natural Language Processing*, pages 1010–1028, Singapore. Association for Computational Linguistics.
- Karger, D. R., Oh, S., and Shah, D. (2013). Efficient crowdsourcing for multi-class labeling. *SIGMETRICS*, 41.
- Karger, D. R., Oh, S., and Shah, D. (2014). Budget-optimal task allocation for reliable crowdsourcing systems. *Operations Research*, 62(1):1–24.
- Li, H. and Yu, B. (2014). Error rate bounds and iterative weighted majority voting for crowdsourcing. *arXiv preprint arXiv:1411.4086*.
- Li, H., Zhao, B., and Fuxman, A. (2014). The wisdom of minority: Discovering and targeting the right group of workers for crowdsourcing. In *Proceedings of the 23rd International Conference on World Wide Web*, pages 165–176.
- Li, Y., IP Rubinstein, B., and Cohn, T. (2019a). Truth inference at scale: A bayesian model for adjudicating highly redundant crowd annotations. In *The World Wide Web Conference*, pages 1028–1038.
- Li, Y., Rubinstein, B., and Cohn, T. (2019b). Exploiting worker correlation for label aggregation in crowdsourcing. In *International conference on machine learning*, pages 3886–3895. PMLR.
- Liu, Y., Cheng, H., and Zhang, K. (2023). Identifiability of label noise transition matrix. In *International Conference on Machine Learning*, pages 21475–21496. PMLR.
- Masegosa, A., Lorenzen, S., Igel, C., and Seldin, Y. (2020). Second order pac-bayesian bounds for the weighted majority vote. *Advances in Neural Information Processing Systems*, 33:5263–5273.
- Nitzan, S. and Paroush, J. (1981). The characterization of decisive weighted majority rules. *Economics Letters*, 7(2):119–124.
- Patrini, G., Rozza, A., Krishna Menon, A., Nock, R., and Qu, L. (2017). Making deep neural networks robust to label noise: A loss correction approach. In *Proceedings of the IEEE conference on computer vision and pattern recognition*, pages 1944–1952.
- PEH, D. (2001). Ro duda, pe hart, and dg stork, pattern classification.
- Rivest, R. L. and Sloan, R. (1994). A formal model of hierarchical concept-learning. *Information and Computation*, 114(1):88–114.
- Sarhan, I. and Spruit, M. (2020). Can we survive without labelled data in nlp? transfer learning for open information extraction. *Applied Sciences*, 10(17):5758.
- Shi, Y., Li, S.-Y., and Huang, S.-J. (2021). Learning from crowds with sparse and imbalanced annotations.
- Spurling, M., Hu, C., Zhan, H., and Sheng, V. S. (2021). Estimating crowd-worker’s reliability with interval-valued labels to improve the quality of crowdsourced work. In *2021 IEEE Symposium Series on Computational Intelligence (SSCI)*, pages 01–08. IEEE.
- Tenzer, Y., Dror, O., Nadler, B., Bilal, E., and Kluger, Y. (2022). Crowdsourcing regression: A spectral approach. In Camps-Valls, G., Ruiz, F. J. R., and Valera, I., editors, *Proceedings of The 25th International Conference on Artificial Intelligence and Statistics*, volume 151 of *Proceedings of Machine Learning Research*, pages 5225–5242. PMLR.
- Venanzi, M., Parson, O., Rogers, A., and Jennings, N. (2015). The activecrowdtoolkit: An open-source tool for benchmarking active learning algorithms for crowdsourcing research. In *Proceedings of the AAAI Conference on Human Computation and Crowdsourcing*, volume 3, pages 44–45.
- Wang, X., Guo, Z., Zhang, Y., and Li, J. (2019). Medical image labelling and semantic understanding for clinical applications. In *Experimental IR Meets Multilinguality, Multimodality, and Interaction: 10th International Conference of the CLEF Association, CLEF 2019, Lugano, Switzerland, September 9–12, 2019, Proceedings 10*, pages 260–270. Springer.
- Wei, J., Zhu, Z., Luo, T., Amid, E., Kumar, A., and Liu, Y. (2023). To aggregate or not? learning with separate noisy labels. In *Proceedings of the 29th ACM SIGKDD Conference on Knowledge Discovery and Data Mining*, pages 2523–2535.

- 
- Weyl, H. (1912). Das asymptotische verteilungsgesetz der eigenwerte linearer partieller differentialgleichungen (mit einer anwendung auf die theorie der hohlraumstrahlung). *Mathematische Annalen*, 71(4):441–479.
- Whitehill, J., Wu, T.-f., Bergsma, J., Movellan, J., and Ruvolo, P. (2009). Whose vote should count more: Optimal integration of labels from labelers of unknown expertise. In Bengio, Y., Schuurmans, D., Lafferty, J., Williams, C., and Culotta, A., editors, *Advances in Neural Information Processing Systems*, volume 22. Curran Associates, Inc.
- Xia, X., Liu, T., Wang, N., Han, B., Gong, C., Niu, G., and Sugiyama, M. (2019). Are anchor points really indispensable in label-noise learning? *Advances in neural information processing systems*, 32.
- Yang, Y., Zhao, Z.-Q., Wu, G., Zhuo, X., Liu, Q., Bai, Q., and Li, W. (2024a). A lightweight, effective, and efficient model for label aggregation in crowdsourcing. *ACM Transactions on Knowledge Discovery from Data*, 18(4):1–27.
- Yang, Y., Zhao, Z.-Q., Wu, G., Zhuo, X., Liu, Q., Bai, Q., and Li, W. (2024b). A lightweight, effective, and efficient model for label aggregation in crowdsourcing. *ACM Trans. Knowl. Discov. Data*, 18(4).
- Zhang, Y., Chen, X., Zhou, D., and Jordan, M. I. (2014). Spectral methods meet em: A provably optimal algorithm for crowdsourcing. *Advances in neural information processing systems*, 27.

## A Proofs

### A.1 Proof of Proposition 3.1

Given an annotation for a sample  $x \in \{0, 1\}^H$ ,  $y(x)$  denotes the clean (true) label of  $x$ .

The Oracle Maximum A Posteriori (MAP) estimator aims to find the class  $c$  that maximizes the posterior probability of the true label given the annotations and parameters  $T$  and  $\nu$ :

$$y_{\text{oMAP}} = \operatorname{argmax}_{c \in \mathcal{C}} \mathbb{P}(y(x) = c \mid x, T, \nu).$$

For any aggregation method  $\hat{y}$ , the expected 0-1 loss (risk) given  $x$  is:

$$R(\hat{y}) = \mathbb{E}_{y|x}[\mathcal{L}_{0-1}(y(x), \hat{y}(x))] = \sum_{c \in \mathcal{C}} \mathcal{L}_{0-1}(c, \hat{y}(x)) \mathbb{P}(y(x) = c \mid x, T, \nu),$$

Since the total probability sums to 1, the risk simplifies to:

$$R(\hat{y}) = 1 - \mathbb{P}(\hat{y}(x) \mid x, T, \nu).$$

The aggregation method with the minimum error rate  $R(\hat{y})$ , is the one that maximizes  $\mathbb{P}(\hat{y}(x) \mid x)$ . Therefore, the optimal estimator when  $T$  and  $\nu$  are given is oMAP.

### A.2 Proof of Lemma 3.2. Computation of $T_{cc}^{MAP}$

Given that the analysis remains consistent for both  $T_{00}$  and  $T_{11}$ , let us proceed by considering a general  $T_{cc}$ , where  $c \in \{0, 1\}$ .

$$T_{cc}^{oMAP} = \mathbb{P}(y_{\text{oMAP}} = c \mid y = c) = \mathbb{P}(\operatorname{argmax}_i p_i = c) \quad (8)$$

Let define  $m \sim \text{Bin}(H, T_{cc})$  and  $H - m \sim \text{Bin}(H, 1 - T_{cc})$ . We recall that the element  $i$ -th of the posterior probabilities vector,  $p_{i|\tilde{c}} = \nu_i \prod_{c'=1}^C T_{ic'}^{n_{c'|\tilde{c}}}$  where  $n_{i|\tilde{c}}$  is the number of annotators that vote class  $i$  give that the true class is  $\tilde{c}$ .

The  $\operatorname{argmax}_{i \in \{1, 0\}}$  of  $p_i$  is  $c$  if  $p_{c|c} > p_{\bar{c}|c}$  i.e.:

$$\nu_c (T_{cc})^m (1 - T_{cc})^{H-m} > \nu_{\bar{c}} (1 - T_{\bar{c}\bar{c}})^m (T_{\bar{c}\bar{c}})^{H-m} \quad (9)$$

Where  $m$  is the number of annotators that vote class  $c$  given that the true class is  $c$ .

$$\left( \frac{T_{cc}}{1 - T_{\bar{c}\bar{c}}} \right)^m \left( \frac{1 - T_{cc}}{T_{\bar{c}\bar{c}}} \right)^{H-m} > \frac{\nu_{\bar{c}}}{\nu_c} \quad (10)$$

$$\left( \frac{T_{00}T_{11}}{(1 - T_{00})(1 - T_{11})} \right)^m > \frac{1 - \nu}{\nu} \left( \frac{T_{11}}{1 - T_{00}} \right)^H \iff m > \frac{\log \frac{1-\nu}{\nu} + H \log \frac{T_{11}}{1 - T_{00}}}{\log \frac{T_{00}T_{11}}{(1 - T_{00})(1 - T_{11})}}$$

By defining:

$$A_c = \frac{\log \frac{\nu_{\bar{c}}}{\nu_c} + H \log \frac{T_{\bar{c}\bar{c}}}{1 - T_{cc}}}{\log \frac{T_{cc}T_{\bar{c}\bar{c}}}{(1 - T_{cc})(1 - T_{\bar{c}\bar{c}})}}$$

We obtain that, if  $A_c \notin \mathbb{N}$ :

$$T_{cc}^{oMAP} = \mathbb{P}(y_{\text{oMAP}} = c \mid y = c) = \mathbb{P}(m > A_c) = \sum_{k=\lceil A_c \rceil}^H \binom{H}{k} T_{cc}^k (1 - T_{cc})^{H-k}.$$

While if  $A_c \in \mathbb{N}$ :

$$T_{cc}^{oMAP} = \mathbb{P}(y_{oMAP} = c|y = c) = \mathbb{P}(m > A_c) = \sum_{k=A_c+1}^H \binom{H}{k} T_{cc}^k (1 - T_{cc})^{H-k}.$$

For the sake of simplicity, we opt to exclude the scenario where  $A_c \in \mathbb{N}$ .

### A.3 Possible scenarios for exact matches. Proof of Theorems 3.4 and Theorem 3.3

We want to solve Equation 1 that we rewrite here to make the reading easier:

$$\begin{aligned} \mathbb{P}(y_{MV} = y|y = 0)\mathbb{P}(y = 0) + \mathbb{P}(y_{MV} = y|y = 1)\mathbb{P}(y = 1) = \\ \mathbb{P}(y_{oMAP} = y|y = 0)\mathbb{P}(y = 0) + \mathbb{P}(y_{oMAP} = y|y = 1)\mathbb{P}(y = 1) \end{aligned} \quad (11)$$

We switch to 4, namely:

$$T_{00}^{MV} + T_{11}^{MV} \frac{1-\nu}{\nu} = T_{00}^{oMAP} + T_{11}^{oMAP} \frac{1-\nu}{\nu}.$$

The following list elaborates on the possible scenarios in for sign of the inequality 4.

1. If  $T_{00}^{oMAP} > T_{00}^{MV}$  and  $T_{11}^{oMAP} > T_{11}^{MV} \Rightarrow \mathbb{P}(y_{oMAP} = y) > \mathbb{P}(y_{MV} = y)$ ;
2. If  $T_{00}^{oMAP} > T_{00}^{MV}$  and  $T_{11}^{oMAP} < T_{11}^{MV}$   
 $T_{00}^{oMAP} - T_{00}^{MV} > (T_{11}^{MV} - T_{11}^{oMAP}) \left( \frac{1-\nu}{\nu} \right) \Rightarrow \mathbb{P}(y_{oMAP} = y) > \mathbb{P}(y_{MV} = y)$ ;
3. If  $T_{11}^{oMAP} > T_{11}^{MV}$  and  $T_{00}^{oMAP} < T_{00}^{MV} \Rightarrow T_{00}^{MV} - T_{00}^{oMAP} < (T_{11}^{oMAP} - T_{11}^{MV}) \left( \frac{1-\nu}{\nu} \right)$ ;
4. Otherwise  $\mathbb{P}(y_{oMAP} = y) < \mathbb{P}(y_{MV} = y)$ ;

In general if  $x, y \in \mathbb{R}$   $x \leq y$  it's sufficient to have  $\lceil x \rceil \leq \lceil y \rceil$ . If one wants the strict inequality for the ceiling, a sufficient condition is  $x \leq y - 1$ .

From the previous sections we know that:

$$T_{cc}^{MV} = \sum_{i=\lceil \frac{H}{2} \rceil}^H \binom{H}{i} T_{cc}^i (1 - T_{cc})^{H-i} \quad \text{and} \quad T_{cc}^{oMAP} = \sum_{k=\lceil A_c \rceil}^H \binom{H}{k} T_{cc}^k (1 - T_{cc})^{H-k}.$$

**Lemma A.1.** *Let  $T$  be the annotators' confusion matrix, and  $(\nu_0, \nu_1)$  the class distribution:*

$$T_{cc}^{oMAP} > T_{cc}^{MV} \iff \frac{\nu_c}{\nu_{\bar{c}}} \geq \left( \frac{\delta_{\bar{c}}}{\delta_c} \right)^{\frac{H}{2}} \sqrt{\rho} \quad (12)$$

$$T_{cc}^{oMAP} = T_{cc}^{MV} \iff \left( \frac{\delta_{\bar{c}}}{\delta_c} \right)^{\frac{H}{2}} \frac{1}{\sqrt{\rho}} < \frac{\nu_c}{\nu_{\bar{c}}} < \left( \frac{\delta_{\bar{c}}}{\delta_c} \right)^{\frac{H}{2}} \sqrt{\rho} \quad (13)$$

Where:

$$\delta_c = \frac{T_{cc}}{1 - T_{\bar{c}\bar{c}}} \quad \rho = \frac{T_{cc} T_{\bar{c}\bar{c}}}{(1 - T_{cc})(1 - T_{\bar{c}\bar{c}})} \quad (14)$$

**Proof of statement in Equation 13.** The condition  $T_{cc}^{oMAP} = T_{cc}^{MV}$  is equivalent to  $\lceil A_c \rceil = \frac{H+1}{2}$ , that is satisfied when:

$$\frac{H-1}{2} < \frac{-\log \frac{\nu_c}{\nu_{\bar{c}}} + H \log \frac{T_{\bar{c}\bar{c}}}{1-T_{cc}}}{\log \frac{T_{00} T_{11}}{(1-T_{00})(1-T_{11})}} \leq \frac{H+1}{2}$$

Using the notation from Eq. 14.

We remove the denominator, by multiplying both sides for it, notice we can do it without changing the direction of the inequality since  $\rho > 1$  so  $\log(\rho) > 1$ . We can rewrite the equation above as:

$$\begin{aligned} \frac{H-1}{2} &< \frac{-\log \frac{\nu_c}{\nu_{\bar{c}}} + H \log \delta_{\bar{c}}}{\log \rho} \leq \frac{H+1}{2} \\ &\Downarrow \\ H \left( \frac{\log \rho}{2} - \log \delta_{\bar{c}} \right) - \frac{\log \rho}{2} &< -\log \frac{\nu_c}{\nu_{\bar{c}}} \leq H \left( \frac{\log \rho}{2} - \log \delta_{\bar{c}} \right) + \frac{\log \rho}{2} \\ &\Downarrow \\ H \left( \frac{\log \rho}{2} - \log \delta_{\bar{c}} \right) - \frac{\log \rho}{2} &< -\log \frac{\nu_c}{\nu_{\bar{c}}} \leq H \left( \frac{\log \rho}{2} - \log \delta_{\bar{c}} \right) + \frac{\log \rho}{2}. \end{aligned}$$

Noticing that:

$$\log \sqrt{\rho} - \log \delta_{\bar{c}} = \log \sqrt{\frac{\delta_c}{\delta_{\bar{c}}}},$$

It follows that:

$$\left( \frac{\delta_c}{\delta_{\bar{c}}} \right)^{\frac{H}{2}} \frac{1}{\sqrt{\rho}} < \frac{\nu_c}{\nu_{\bar{c}}} \leq \left( \frac{\delta_c}{\delta_{\bar{c}}} \right)^{\frac{H}{2}} \sqrt{\rho}$$

This concludes the proof of statement in Equation 13.

In case we wanted to derive a condition for the single class distributions  $\nu_c$  we could derive:

$$\left( \frac{\delta_c}{\delta_{\bar{c}}} \right)^{\frac{H}{2}} \frac{1}{\sqrt{\rho}} + 1 < \frac{1}{\nu_c} \leq \left( \frac{\delta_c}{\delta_{\bar{c}}} \right)^{\frac{H}{2}} \sqrt{\rho} + 1$$

From which:

$$\frac{1}{\left( \frac{\delta_c}{\delta_{\bar{c}}} \right)^{\frac{H}{2}} \sqrt{\rho} + 1} \leq \nu_c < \frac{1}{\left( \frac{\delta_c}{\delta_{\bar{c}}} \right)^{\frac{H}{2}} \frac{1}{\sqrt{\rho}} + 1}$$

### Proof of statement in Equation 12

$$\begin{aligned} T_{c,c}^{oMAP} > T_{c,c}^{MV} &\iff [A_c] < \lceil \frac{H}{2} \rceil = \frac{H+1}{2} \iff A_c \leq \frac{H-1}{2} \\ &\iff \frac{-\log \frac{\nu_c}{\nu_{\bar{c}}} + H \log \frac{T_{\bar{c}\bar{c}}}{1-T_{cc}}}{\log \frac{T_{00}T_{11}}{(1-T_{00})(1-T_{11})}} \leq \frac{H-1}{2} \end{aligned}$$

Using the notation from Eq. 14:

$$\begin{aligned} -\log \frac{\nu_c}{\nu_{\bar{c}}} + H \log \delta_{\bar{c}} &\leq \frac{H}{2} \log \rho - \frac{1}{2} \log \rho \iff -\log \frac{\nu_c}{\nu_{\bar{c}}} \leq H \left[ -\log \delta_{\bar{c}} + \log(\sqrt{\rho}) \right] - \log(\sqrt{\rho}) \\ &\iff -\log \frac{\nu_c}{\nu_{\bar{c}}} \leq \frac{H}{2} \left[ \log \left( \frac{\delta_c}{\delta_{\bar{c}}} \right) \right] - \log \sqrt{\rho} \iff \frac{\nu_c}{\nu_{\bar{c}}} \leq \left( \frac{\delta_c}{\delta_{\bar{c}}} \right)^{\frac{H}{2}} \frac{1}{\sqrt{\rho}} \iff \frac{\nu_c}{\nu_{\bar{c}}} \geq \left( \frac{\delta_{\bar{c}}}{\delta_c} \right)^{\frac{H}{2}} \sqrt{\rho} \end{aligned}$$

**Remark.** Notice that from the Theorem above it follows directly that it can never happen that both  $T_{00}^{MAP} > T_{00}^{MV}$  and  $T_{11}^{MAP} > T_{11}^{MV}$  indeed we have that:

$$\frac{\nu_0}{\nu_1} \geq \left( \frac{\delta_1}{\delta_0} \right)^{\frac{H}{2}} \sqrt{\rho} \quad \text{and} \quad \frac{\nu_1}{\nu_0} \geq \left( \frac{\delta_0}{\delta_1} \right)^{\frac{H}{2}} \sqrt{\rho} \iff \sqrt{\rho} = \frac{1}{\sqrt{\rho}} \iff T_{cc} = 1 - T_{cc},$$

which is against our assumption.

We now state a sufficient condition to have that oMAP is equivalent to MV, precisely we have that if their confusion matrices are the same, the two methods are equivalent, the following Theorem states the condition under which this happens.

**Theorem A.2.** *Using the notation from Eq. 14, we have that if:*

$$\left(\frac{\delta_0}{\delta_1}\right)^{\frac{H}{2}} \frac{1}{\sqrt{\rho}} < \frac{\nu_1}{\nu_0} < \left(\frac{\delta_0}{\delta_1}\right)^{\frac{H}{2}} \sqrt{\rho} \quad (15)$$

*Then  $T_{00}^{oMAP} = T_{00}^{MV}$  and that  $T_{11}^{oMAP} = T_{11}^{MV}$  from which it follows that under the conditions in described in Equation 15 oMAP is equivalent to MV instance wise.*

*Proof.* From Lemma A.1 we obtained that have  $T_{00}^{oMAP} = T_{00}^{MV}$  we need

$$\left\{ \begin{array}{l} \left(\frac{\delta_0}{\delta_1}\right)^{\frac{H}{2}} \frac{1}{\sqrt{\rho}} < \frac{\nu_1}{\nu_0} \leq \left(\frac{\delta_0}{\delta_1}\right)^{\frac{H}{2}} \sqrt{\rho} \\ \left(\frac{\delta_1}{\delta_0}\right)^{\frac{H}{2}} \frac{1}{\sqrt{\rho}} < \frac{\nu_0}{\nu_1} \leq \left(\frac{\delta_1}{\delta_0}\right)^{\frac{H}{2}} \sqrt{\rho} \end{array} \right\} \iff \left(\frac{\delta_0}{\delta_1}\right)^{\frac{H}{2}} \frac{1}{\sqrt{\rho}} < \frac{\nu_1}{\nu_0} < \left(\frac{\delta_0}{\delta_1}\right)^{\frac{H}{2}} \sqrt{\rho} \quad (16)$$

□

Notice that the same condition described by the theorem hold for  $\frac{\nu_0}{\nu_1}$ .

**Corollary A.2.1.** *In the case the noise rate of the two classes is symmetric, i.e.  $T_{00} = T_{11}$  we have that if:*

$$1 - T_{00} < \nu_0 < T_{00}$$

*it follows that  $T_{00}^{oMAP} = T_{00}^{MV}$  and  $T_{11}^{oMAP} = T_{11}^{MV}$ .*

*Proof.* The statement follows from Theorem A.2 noticing that in the case  $T_{00} = T_{11}$  we have that  $\frac{\delta_0}{\delta_1} = 1$  and  $\sqrt{\rho} = \frac{T_{00}}{1-T_{00}}$ . From this we obtain that:

$$\frac{1 - T_{00}}{T_{00}} < \frac{\nu_1}{\nu_0} < \frac{T_{00}}{1 - T_{00}} \iff \frac{1}{T_{00}} < \frac{1}{\nu_0} < \frac{1}{1 - T_{00}}$$

□

**Corollary A.2.2.** *In the case the noise rate of the two classes is symmetric, i.e.  $T_{00} = T_{11}$  we have that  $T_{cc}^{oMAP} > T_{cc}^{MV}$  if and only if:*

$$\nu_c \geq T_{00}$$

*Proof.* The statement follows substituting  $\frac{\delta_0}{\delta_1} = 1$  and  $\sqrt{\rho} = \frac{T_{00}}{1-T_{00}}$  in Eq. 12. □

Let us see what happens in the case where we have that  $T_{cc}^{oMAP}$  is greater than  $T_{cc}^{MV}$ .

**Theorem A.3.** *If:*

$$\frac{\nu_1}{\nu_0} < \left(\frac{\delta_0}{\delta_1}\right)^{\frac{H}{2}} \frac{1}{\sqrt{\rho}} \quad \text{or} \quad \frac{\nu_1}{\nu_0} > \left(\frac{\delta_0}{\delta_1}\right)^{\frac{H}{2}} \sqrt{\rho}$$

*oMAP is strictly better than MV.*

*Proof.* Without loss of generality we can consider the case in which  $T_{00}^{oMAP} > T_{00}^{MV}$  and  $T_{11}^{oMAP} < T_{11}^{MV}$ , similar reasoning can be applied in the other case. MAP is better than MV if:

$$\nu T_{00}^{oMAP} + (1 - \nu) T_{11}^{oMAP} > \nu T_{00}^{MV} + (1 - \nu) T_{11}^{MV}$$



That is true if:

$$\sum_{k=\lceil A_0 \rceil}^{\frac{H-1}{2}} \binom{H}{k} T_{00}^k (1 - T_{00}^{H-k}) - \left( \frac{1-\nu}{\nu} \right) \sum_{k=\frac{H-1}{2}}^{\lceil A_1 \rceil} \binom{H}{k} T_{11}^k (1 - T_{11}^{H-k}) > 0$$

Denoting by  $\eta = \left( \frac{1-\nu}{\nu} \right)$ , that happens when:

$$\sum_{k=\lceil A_0 \rceil}^{\frac{H-1}{2}} \binom{H}{k} [T_{00}^k (1 - T_{00}^{H-k}) - \eta T_{11}^{H-k} (1 - T_{11}^k)] > 0$$

We know inspect the terms of the sum, if they are all positive than for sure the sum is positive. Namely, we want now to check if:

$$\begin{aligned} T_{00}^k (1 - T_{00}^{H-k}) - \eta T_{11}^{H-k} (1 - T_{11}^k) &> 0. \\ \Downarrow \\ \eta &< \frac{T_{11}^{H-k} (1 - T_{11}^k)}{T_{00}^k (1 - T_{00}^{H-k})} = \frac{\delta_0^k}{\delta_1^{H-k}} = \frac{\rho^k}{\delta_1^H} \\ \Downarrow \\ k &> \frac{H \log \delta_1 + \log \eta}{\log \rho} = A_0. \end{aligned}$$

The index  $k$  of the sum goes from  $k = \lceil A_0 \rceil$  to  $k = \frac{H-1}{2}$ . Moreover we were assuming  $\lceil A_0 \rceil \notin \mathbb{N}$ , this means that for all terms of the sum it is satisfied that  $k > A_0$ . □

Putting Theorem A.2 and Theorem A.3 together we are able to prove a necessary and sufficient condition to have oMAP equivalent to MV.

**Theorem** (Theorem 3.4 in the main paper. Necessary and sufficient condition for equivalence between MAP and MV). *Using the notation in Eq. 14, we have that oMAP is equivalent to MV instance wise if and only if:*

$$\left( \frac{\delta_0}{\delta_1} \right)^{\frac{H}{2}} \frac{1}{\sqrt{\rho}} < \frac{\nu_1}{\nu_0} < \left( \frac{\delta_0}{\delta_1} \right)^{\frac{H}{2}} \sqrt{\rho} \quad (17)$$

*Proof.* The Theorem is a corollary of Theorem A.3 and Theorem A.2. □

Theorem 3.3 is a Corollary of the Theorem above and follows immediately considering that in that case  $\delta_1 = \delta_0$  and  $\sqrt{\rho} = \frac{T_{00}}{1-T_{00}}$ .

#### A.4 Including estimation of $T$

**Theorem** (Gap with one-parameter  $\tilde{T}$  for binary tasks). *Given the model assumptions as in Theorem 3.3 an estimate  $\tilde{T}$  of  $T$  satisfying  $\|\tilde{T} - T\|_\infty < \epsilon$ , we have with at least probability  $(1 - \delta)$  for any arbitrarily small  $\delta$ :*

$$|\mathbb{P}(y_{eMAP} = y) - \mathbb{P}(y_{MV} = y)| \leq \frac{2\epsilon H(1 + \epsilon)^{H-1}}{\nu} + \mathbb{P}(y_{oMAP} = y) - \mathbb{P}(y_{MV} = y). \quad (18)$$

*Proof.* Suppose we have that with probability higher than  $1 - \delta$  it happens that  $\|\hat{T} - T\|_\infty < \epsilon$ . It follows that with probability at least  $1 - \delta$ :

$$\mathbb{P}(y_{eMAP} = y) - \mathbb{P}(y_{MV} = y) = [\mathbb{P}(y_{eMAP} = y) - \mathbb{P}(y_{MAP} = y)] + [\mathbb{P}(y_{MAP} = y) - \mathbb{P}(y_{MV} = y)]$$

So:

$$\begin{aligned} |\mathbb{P}(y_{eMAP} = y) - \mathbb{P}(y_{MV} = y)| &\leq |\mathbb{P}(y_{eMAP} = y) - \mathbb{P}(y_{MAP} = y)| + |\mathbb{P}(y_{MAP} = y) - \mathbb{P}(y_{MV} = y)| \\ &\leq \frac{\epsilon}{\nu} + |\mathbb{P}(y_{MAP} = y) - \mathbb{P}(y_{MV} = y)| \end{aligned} \quad (19)$$

Indeed  $\mathbb{P}(y_{MAP} = y) - \mathbb{P}(y_{eMAP} = y) = T_{00}^{MAP} - T_{11}^{MAP \frac{1-\nu}{\nu}} - T_{00}^{\widehat{MAP}} + T_{11}^{\widehat{MAP} \frac{1-\nu}{\nu}}$

It follows that:

$$|\mathbb{P}(y_{MAP} = y) - \mathbb{P}(y_{eMAP} = y)| \leq |T_{00}^{MAP} - T_{00}^{\widehat{MAP}}| + \left( \frac{1-\nu}{\nu} \right) |T_{11}^{MAP} - T_{11}^{\widehat{MAP}}|$$

We recall that:

$$T_{cc}^{\text{oMAP}} = \sum_{k=\lceil \widehat{A}_c \rceil}^H \binom{H}{k} T_{cc}^k (1 - T_{cc})^{H-k} \text{ and } T_{cc}^{\text{eMAP}} = \sum_{k=\lceil \widehat{A}_c \rceil}^H \binom{H}{k} \widehat{T}_{cc}^k (1 - \widehat{T}_{cc})^{H-k}$$

Let's first show that the error in the noise transition matrix  $\epsilon$ , is small enough  $\lceil A_c \rceil = \lceil \widehat{A}_c \rceil$ .

$\rho = (\nu_0, 1 - \nu_0)$  as the vector having as element class distributions,  $\|\rho\| = 1$ . If we are able to recover the actual noise transition matrix up to an error of  $\epsilon$ , as a consequence we are also able to recover the data distribution up to an  $\epsilon$ , indeed, the class distribution after the noise introduction is  $\rho' = T\rho$  and  $\rho = T^{-1}\rho'$ . So we can retrieve  $\hat{\rho} = \hat{T}^{-1}\rho'$  and

$$\|\hat{\rho} - \rho\| = \|T^{-1}\rho' - \hat{T}^{-1}\rho'\| \leq \|T^{-1} - \hat{T}^{-1}\| \cdot \|\rho'\| \leq \epsilon \cdot 1.$$

If  $|x - \hat{x}| \leq \varepsilon$  it follows that  $1 - \frac{\varepsilon}{\hat{x}} \leq \frac{x}{\hat{x}} \leq 1 + \frac{\varepsilon}{\hat{x}}$ , i.e.  $|\frac{x}{\hat{x}} - 1| \leq \frac{\varepsilon}{\hat{x}}$ . We assume, wlog that  $\log \frac{x}{1-x} > \log \frac{\hat{x}}{1-\hat{x}}$ , namely  $\frac{x(1-\hat{x})}{\hat{x}(1-x)} > 1$  if this is not the case we can swap the two terms:

$$\log \frac{x}{1-x} - \log \frac{\hat{x}}{1-\hat{x}} = \log \frac{x(1-\hat{x})}{\hat{x}(1-x)} \leq \log(1 + \varepsilon) \leq \epsilon$$

Moreover:

$$\frac{T_{00}T_{11}}{(1-T_{11})(1-T_{00})} - \frac{\widehat{T}_{00}\widehat{T}_{11}}{(1-\widehat{T}_{11})(1-\widehat{T}_{00})} \leq \frac{[1 - \min(T_{00}, T_{11})]\varepsilon}{(1 - \max(T_{11}, T_{00}))^4 - \varepsilon}$$

And:

$$\log \frac{T_{00}T_{11}}{(1-T_{11})(1-T_{00})} \log \frac{\widehat{T}_{00}\widehat{T}_{11}}{(1-\widehat{T}_{11})(1-\widehat{T}_{00})} \geq \left[ \log \frac{T_{00}T_{11}}{(1-T_{11})(1-T_{00})} \right]^2 - \varepsilon \left[ \log \frac{T_{00}T_{11}}{(1-T_{11})(1-T_{00})} \right]$$

It follows that:

$$|\hat{A}_c - A_c| \leq \frac{\log(1 + \varepsilon) + \log \left( 1 + \varepsilon \frac{T_{\varepsilon\varepsilon}}{(1-T_{cc})^2 - \varepsilon} \right)}{\left[ \log \frac{T_{00}T_{11}}{(1-T_{11})(1-T_{00})} \right]^2 - \varepsilon \left[ \log \frac{T_{00}T_{11}}{(1-T_{11})(1-T_{00})} \right]}$$

Meaning that if  $\varepsilon$  is small enough, we can have that:

$$\lceil \hat{A}_c \rceil = \lceil A_c \rceil.$$

Now, using the fact that  $|ab - \hat{a}\hat{b}| \leq b|a - \hat{a}| + \hat{a}|b - \hat{b}|$ :

$$\begin{aligned}
 T_{cc}^{\text{oMAP}} - T_{cc}^{\text{eMAP}} &\leq \sum_{k=\lceil A_c \rceil}^H \binom{H}{k} \{(1 - \hat{T}_{cc})|T_{cc}^k - \hat{T}_{cc}^k| + T_{cc}[(1 - T_{cc})^{H-k} - (1 - \hat{T}_{cc})^{H-k}]\} \\
 &= \underbrace{\sum_{k=\lceil A_c \rceil}^H \binom{H}{k} (1 - \hat{T}_{cc})^{H-k} |T_{cc}^k - \hat{T}_{cc}^k|}_{\text{Term 1}} + \underbrace{\sum_{k=\lceil A_c \rceil}^H \binom{H}{k} T_{cc} [(1 - T_{cc})^{H-k} - (1 - \hat{T}_{cc})^{H-k}]}_{\text{Term 2}}
 \end{aligned} \tag{20}$$

Now using the fact that  $(x^n - y^n) = (x - y)(x^{n-1} + x^{n-2}y + x^{n-3}y^2 \dots x^2y^{n-3} + xy^{n-2} + y^{n-1})$  we can obtain that if  $|T_{cc} - \hat{T}_{cc}| < \epsilon$  it follows that:

$$|T_{cc}^k - \hat{T}_{cc}^k| \leq |T_{cc} - \hat{T}_{cc}| \max(T_{cc}, \hat{T}_{cc})^{k-1} (k-1)$$

So:

$$\begin{aligned}
 |T_{cc}^k - \hat{T}_{cc}^k| &\leq |T_{cc} - \hat{T}_{cc}| \max(T_{cc}, \hat{T}_{cc})^{k-1} (k-1) \\
 &\leq \epsilon (\hat{T}_{cc} + \epsilon)^{k-1} (k-1) \\
 &\leq \epsilon (\hat{T}_{cc} + \epsilon)^{k-1} k
 \end{aligned} \tag{21}$$

And:

$$\begin{aligned}
 |(1 - T_{cc})^{H-k} - (1 - \hat{T}_{cc})^{H-k}| &\leq |T_{cc} - \hat{T}_{cc}| \max(1 - T_{cc}, 1 - \hat{T}_{cc})^{H-k-1} (H - k - 1) \\
 &\leq \epsilon (H - k - 1) (1 - \hat{T}_{cc} + \epsilon)^{H-k-1} \\
 &\leq \epsilon (H - k) (1 - \hat{T}_{cc} + \epsilon)^{H-k-1}
 \end{aligned} \tag{22}$$

We can now use the equations 21 and 22 To bound Term 1 and Term 2 of equation 20 it follows that:

$$\begin{aligned}
 \text{Term 1} &\leq \epsilon \sum_{k=\lceil A_c \rceil}^H \binom{H}{k} (1 - \hat{T}_{cc})^{H-k} (\hat{T}_{cc} + \epsilon)^{k-1} k \\
 &= \epsilon H \sum_{k=\lceil A_c \rceil-1}^{H-1} \binom{H-1}{h} (1 - \hat{T}_{cc})^{H-1-h} (\hat{T}_{cc} + \epsilon)^h \\
 &\leq \epsilon H (1 + \epsilon)^{H-1}
 \end{aligned}$$

$$\begin{aligned}
 \text{Term 2} &\leq \epsilon \sum_{k=\lceil A_c \rceil}^H \binom{H}{k} (H - k) T_{cc}^k (1 - \hat{T}_{cc} + \epsilon)^{H-k-1} \\
 &= \sum_{k=\lceil A_c \rceil}^{H-1} \binom{H}{k} (H - k) T_{cc}^k (1 - \hat{T}_{cc} + \epsilon)^{H-k-1} \text{ [we are using that } H - H = 0\text{]} \\
 &= \epsilon H \sum_{k=\lceil A_c \rceil}^{H-1} \binom{H-1}{k} T_{cc}^k (1 - \hat{T}_{cc} + \epsilon)^{H-1-k} \\
 &\leq \epsilon H (1 + \epsilon)^{H-1}
 \end{aligned}$$

As a consequence  $T_{cc}^{\text{oMAP}} - T_{cc}^{\text{eMAP}} \leq 2\epsilon H (1 + \epsilon)^{H-1}$

From this it follows that:

$$\begin{aligned} |\mathbb{P}(y_{oMAP} = y) - \mathbb{P}(y_{eMAP} = y)| &\leq 2\epsilon H(1 + \epsilon)^{H-1} + \left(\frac{1 - \nu}{\nu}\right) |2\epsilon H(1 + \epsilon)^{H-1}| \\ &= \frac{2\epsilon H(1 + \epsilon)^{H-1}}{\nu} \end{aligned}$$

□

## B Proof of Theorem 3.5

**Lemma B.1.** *Given  $N$  noisy samples and an approximation of the noise transition matrix  $\tilde{T}$ , such that the inequality  $\|T - \tilde{T}\|_2 \leq \epsilon$  holds with probability at least  $1 - \gamma$ , we define  $\tilde{\nu} = \tilde{T}^{-1}\hat{\nu}_{\text{noisy}}$ , where  $\hat{\nu}_{\text{noisy}}$  is an approximation of the noisy label distribution. Under these conditions, it follows that, with probability  $1 - \alpha$ , the following bound holds:*

$$\|\nu - \tilde{\nu}\|_2 \leq \frac{\epsilon}{\lambda_{\min}(\tilde{T})} \left[ \frac{1}{\lambda_{\min}(T) - \epsilon} + \sqrt{C} \right].$$

where  $\alpha = 1 - 2e^{-2\epsilon^2 N} - \gamma$ .

*Proof.* If with probability at least  $1 - \gamma(\epsilon)$  is true that  $\|T - \tilde{T}\| < \epsilon$ . From the definition of noise transition matrix, we have that  $\nu_{\text{noise}} = T\nu$ .

Now  $\nu_{\text{noisy}}$  is something we can approximate looking at the distribution of the noisy data.

We call this approximation  $\hat{\nu}_{\text{noisy}}$  and it is true that (we can use Dvoretzky-Kiefer-Wolfowitz inequality (Dvoretzky et al., 1956)):

$$\mathbb{P}(\|\hat{\nu}_{\text{noisy}} - \nu_{\text{noisy}}\|_{\infty} > \epsilon) \leq 2e^{-2\epsilon^2 n}.$$

Let us consider  $\tilde{T}$  the approximation of  $T$  and  $\hat{\nu}$  the approximation of  $\nu$ , we define  $\tilde{\nu} = \tilde{T}^{-1}\hat{\nu}_{\text{noisy}}$ .

Since the distribution of the classes must sum up to 1,  $\sum_{i=1}^C \nu_{\text{noisy}}^i = 1$  so  $\|\nu_{\text{noisy}}\|_2 \leq 1$ .

$$\begin{aligned} \nu - \tilde{\nu} &= T^{-1}\nu_{\text{noisy}} - \tilde{T}^{-1}\hat{\nu}_{\text{noisy}} \\ &= T^{-1}\nu_{\text{noisy}} - \tilde{T}^{-1}\nu_{\text{noisy}} + \tilde{T}^{-1}\nu_{\text{noisy}} - \tilde{T}^{-1}\hat{\nu}_{\text{noisy}} \\ &= (T^{-1} - \tilde{T}^{-1})\nu_{\text{noisy}} + \tilde{T}^{-1}(\nu_{\text{noisy}} - \hat{\nu}_{\text{noisy}}) \end{aligned}$$

So:

$$\|\nu - \tilde{\nu}\|_2 \leq \|T^{-1} - \tilde{T}^{-1}\|_2 \|\nu_{\text{noisy}}\|_2 + \|\tilde{T}^{-1}\|_2 \|\nu_{\text{noisy}} - \hat{\nu}_{\text{noisy}}\|_2$$

Notice that  $\nu_{\text{noisy}}$  and  $\hat{\nu}_{\text{noisy}}$  are vectors in  $\mathbb{R}^C$ . It follows that  $\|\nu_{\text{noisy}} - \hat{\nu}_{\text{noisy}}\|_2 \leq \sqrt{C} \|\nu_{\text{noisy}} - \hat{\nu}_{\text{noisy}}\|_{\infty}$ .

Moreover, from the definition of noise transition matrix,  $\tilde{T}$  is symmetric so  $\tilde{T}^{-1}$  symmetric, it follows that:

$$\begin{aligned} \|\tilde{T}^{-1}\|_2 &= \lambda_{\max}(\tilde{T}^{-1}) = \frac{1}{\lambda_{\min}(\tilde{T})} \\ T^{-1} - \tilde{T}^{-1} &= T^{-1}(\tilde{T} - T)\tilde{T}^{-1} \\ \|T^{-1} - \tilde{T}^{-1}\|_2 &\leq \frac{\epsilon}{\lambda_{\min}(T)\lambda_{\min}(\tilde{T})}. \end{aligned}$$

Using Weyl's inequality (Weyl, 1912) on perturbed eigenvalues:

$$\lambda_{\min}(\tilde{T}) \leq \lambda_{\min}(T) + \lambda_{\max}(T - \tilde{T}) = \lambda_{\min}(T) + \|T - \tilde{T}\|_2$$

It follows that  $\lambda_{\min}(T) > \lambda_{\min}(\tilde{T}) - \epsilon$ .

Using Boole's inequality Boole (1847) we have that with probability  $1 - 2e^{-2\epsilon^2 N} - \delta$ :

$$\|\nu - \tilde{\nu}\|_2 \leq \frac{\epsilon}{\lambda_{\min}(\tilde{T})[\lambda_{\min}(\tilde{T}) - \epsilon]} + \epsilon \frac{\sqrt{C}}{\lambda_{\min}(\tilde{T})} = \frac{\epsilon}{\lambda_{\min}(\tilde{T})} \left[ \frac{1}{\lambda_{\min}(\tilde{T}) - \epsilon} + \sqrt{C} \right]$$

□

**Lemma B.2.** Let the function  $A(x, y)$  be defined as  $A(x, y) = x^a(1-x)^b y^c(1-y)^d$ .

In the interval  $\frac{1}{2} < x < 1 - \xi$  and  $\frac{1}{2} < y < 1 - \xi$ , where  $\xi$  is a positive constant smaller than 1, the function  $A(x, y)$  is Lipschitz continuous with Lipschitz constant

$$(1 - \xi)^{a+c-1} \left(\frac{1}{2}\right)^{b+d-1} \sqrt{\max(|\frac{a-b}{2}|, |-b + \xi(a+b)|) + \max(|\frac{c-d}{2}|, |-d + \xi(c+d)|)}.$$

*Proof.* in the interval  $\frac{1}{2} < x < 1 - \xi$ ,  $\frac{1}{2} < y < 1 - \xi$  is differentiable and its gradient is

$$\nabla A(x, y) = \left( \begin{array}{c} (a - ax - bx) x^{a-1} (1-x)^{b-1} y^c (1-y)^d \\ (c - cy - dy) x^a (1-x)^b y^{c-1} (1-y)^{d-1} \end{array} \right).$$

Now using that  $\frac{1}{2} < x < 1 - \xi$  and  $\frac{1}{2} < y < 1 - \xi$ , it follows that  $\xi < 1 - x < \frac{1}{2}$  and  $\xi < 1 - y < \frac{1}{2}$ . As a consequence:

$$\begin{aligned} |x| &< 1 - \xi \text{ and } |1 - x| < \frac{1}{2} \\ -b + \xi(a+b) &< a - (a+b)x < \frac{a-b}{2} \\ -d + \xi(c+d) &< c - (c+d)y < \frac{c-d}{2} \\ |a - (a+b)x| &< \max(|\frac{a-b}{2}|, |-b + \xi(a+b)|) \\ |c - (c+d)y| &< \max(|\frac{c-d}{2}|, |-d + \xi(c+d)|) \end{aligned}$$

It follows that:

$$\begin{aligned} |\nabla A(x, y)_x| &< \max(|\frac{a-b}{2}|, |-b + \xi(a+b)|) (1 - \xi)^{a+c-1} \left(\frac{1}{2}\right)^{b+d-1} \\ |\nabla A(x, y)_y| &= \max(|\frac{c-d}{2}|, |-d + \xi(c+d)|) (1 - \xi)^{a+c-1} \left(\frac{1}{2}\right)^{b+d-1} \end{aligned}$$

Finally:

$$\|\nabla A(x, y)\|_2 \leq (1 - \xi)^{a+c-1} \left(\frac{1}{2}\right)^{b+d-1} \sqrt{\max(|\frac{a-b}{2}|, |-b + \xi(a+b)|) + \max(|\frac{c-d}{2}|, |-d + \xi(c+d)|)}$$

□

**Lemma B.3.** Let the function  $A(x, y)$  be defined as  $A(x, y) = x^{\frac{H-1}{2}} (1-x)^{\frac{H+1}{2}} y^{-\frac{H+1}{2}} (1-y)^{-\frac{H-1}{2}}$ .

In the interval  $\frac{1}{2} < x < 1 - \xi$  and  $\frac{1}{2} < y < 1 - \xi$ , where  $\xi$  is a positive constant smaller than 1, the function  $A(x, y)$  is Lipschitz continuous with Lipschitz constant  $(1 - \xi)^{-2} \left(\frac{1}{2}\right)^1 \sqrt{\max(\frac{1}{2}, \frac{H+1}{2} - H\xi)^2 + \max(\frac{1}{2}, \frac{H-1}{2} - \xi H)^2}$ .

The proof follows straightforwardly from Lemma B.2.

**Lemma B.4.** *Let the function  $B(x, y)$  be defined as  $B(x, y) = x^{\frac{H+1}{2}}(1-x)^{\frac{H-1}{2}}y^{-\frac{H-1}{2}}(1-y)^{-\frac{H+1}{2}}$ . In the interval  $\frac{1}{2} < x < 1 - \xi$  and  $\frac{1}{2} < y < 1 - \xi$ , where  $\xi$  is a positive constant smaller than 1, the function  $B(x, y)$  is Lipschitz continuous with Lipschitz constant  $4(1 - \xi)\sqrt{\max(\frac{1}{2}, \frac{H-1}{2} - H\xi)^2 + \max(\frac{1}{2}, \frac{H+1}{2} - \xi H)^2}$ .*

The proof follows straightforwardly from Lemma B.2.

Assume we are able to verify the condition of Theorem 3.4, given the definition of  $f(T), g(\nu), h(T)$  from the same Theorem. When dealing with real-world data and estimated quantities experiments quantities  $\tilde{T}$  and  $\tilde{\nu}$ , a question arises: under what conditions does the following implication hold?

$$f(\tilde{T}) < g(\tilde{\nu}) < h(\tilde{T}) \Rightarrow f(T) < g(\nu) < h(T)$$

From previous Lemmas, there exist bounds  $\epsilon_1, \epsilon_2$ , and  $\epsilon_3$ , such that:

$$|g(\nu) - g(\tilde{\nu})| < \epsilon_2, \quad |f(T) - f(\tilde{T})| < \epsilon_1, \quad \text{and} \quad |h(T) - h(\tilde{T})| < \epsilon_3.$$

with probability at least  $1 - \beta$  for some  $\beta$  we can derive.

Therefore, if the approximations  $\tilde{T}$  and  $\tilde{\nu}$  are sufficiently accurate, the inequalities of the estimated conditions can be used to infer the true conditions.

If the following inequalities hold:

$$\begin{cases} g(\tilde{\nu}) - f(\tilde{T}) > \epsilon_2 + \epsilon_1 \\ h(\tilde{T}) - g(\tilde{\nu}) > \epsilon_3 + \epsilon_2 \end{cases}$$

then it follows that:

$$f(T) < g(\nu) < h(T).$$

Given the function  $g_0(\nu_0) = \frac{1-\nu_0}{\nu_0}$ , defined on the interval  $\eta < \nu_0 < 1 - \eta$ , where  $0 < \eta < 1$ . The function is differentiable, with its derivative given by  $g'_0(\nu_0) = -\frac{1}{\nu_0^2}$ . Furthermore, the magnitude of the derivative is bounded as  $|g'_0(\nu_0)| \leq \frac{1}{\min(\eta, 1-\eta)^2}$ . Thus, if  $\|\tilde{\nu} - \nu\|_2 \leq \epsilon_2$ , it follows that  $|g_0(\nu_0) - g_0(\tilde{\nu}_0)| < \frac{\epsilon_2}{\min(\eta, 1-\eta)^2}$ .

By applying Lemma B.1, we obtain that, with probability at least  $1 - \gamma - 2e^{-2\epsilon^2 N}$ , the following inequality holds:

$$|g_0(\nu_0) - g_0(\tilde{\nu}_0)| < \frac{\epsilon}{\lambda_{\min}(\tilde{T})} \left[ \frac{1}{\lambda_{\min}(\tilde{T}) - \epsilon} + \sqrt{C} \right] \frac{1}{\min(\eta, 1 - \eta)^2}$$

Assuming that  $0.5 < T_{cc} \leq 1 - \xi$  for some positive  $\xi < 1$  and that we have an approximation of the noise transition matrix  $\tilde{T}$  so that with probability  $1 - \gamma$ ,  $\|T - \tilde{T}\|_2 < \epsilon$ , from Lemma B.3 and Lemma B.4 it follows that with probability  $1 - \gamma$  holds that:

$$\begin{aligned} |f_0(T) - f_0(\tilde{T})| &\leq \epsilon(1 - \xi)^{-2} \frac{1}{2} \sqrt{\max(\frac{1}{2}, \frac{H+1}{2} - H\xi)^2 + \max(\frac{1}{2}, \frac{H-1}{2} - \xi H)^2} \\ |h_0(T) - h_0(\tilde{T})| &\leq 4\epsilon \sqrt{\max(\frac{1}{2}, \frac{H-1}{2} - H\xi)^2 + \max(\frac{1}{2}, \frac{H+1}{2} - \xi H)^2} \end{aligned}$$

## C Experiments

### C.1 Experimental Setup

All experiments were performed on an Amazon Web Services (AWS) Elastic Compute Cloud (EC2) instance with an AMD EPYC 7R32 CPU with 8 cores and 16 threads and no GPU.

All the code was written in Python 3.10.9. To implement aggregation methods as Dawid-Skene, GLAD and MACE was used the code from the Toloka library<sup>6</sup>. To implement BWA, EBCC, IWMV, and LA<sup>twopass</sup> the code was inspired by Yang et al. (2024b). For all the methods, we use the parameters presented in their respective papers.

<sup>6</sup><https://crowd-kit.readthedocs.io/en/latest/>

Regarding the datasets, all of them, except D-Product, can be downloaded from the ActiveCrowdToolkit<sup>7</sup> page. The description of data they were aggregated can be found in Venanzi et al. (2015). The D-Product dataset was downloaded from the Crowdsourcing datasets repository<sup>8</sup>.

## C.2 Optimality conditions with estimated quantities

$N$	$n_e$	Method	$\mathbb{I}_o(\nu, T)$	$\mathbb{I}_o(\tilde{\nu}, \tilde{T})$	$\mathcal{A}_{\text{oMAP}}$	$\mathcal{A}_{\text{MV}}$	$\mathcal{A}_{\text{EBCC}}$	$\mathcal{A}_{\text{LA}}$	$\mathcal{A}_{\text{IWMV}}$	$\mathcal{T}_{\text{MV}}$	$\mathcal{T}_{\text{EBCC}}$	$\mathcal{T}_{\text{LA}}$	$\mathcal{T}_{\text{IWMV}}$	$\mathcal{T}_o$
5000	0.05	IWMV	✗	✓	0.776	0.695	0.695	0.695	0.681	<b>0.011</b>	3.251	<u>0.028</u>	0.034	0.010
10000	0.05	IAA	✓	✓	0.810	0.810	0.810	0.810	0.810	<b>0.024</b>	6.549	<u>0.058</u>	0.069	0.026
20000	0.1	IAA	✗	✗	0.901	0.720	0.774	0.720	0.716	<b>0.047</b>	36.203	<u>0.114</u>	0.149	0.057
50000	0.1	EBCC	✓	✓	0.735	0.735	0.735	0.735	0.735	<b>0.121</b>	37.834	<u>0.294</u>	0.375	8.122
65000	0.1	EBCC	✓	✗	0.783	0.783	0.783	0.783	0.783	<b>0.158</b>	101.664	<u>0.382</u>	0.489	42.972
100000	0.05	IWMV	✓	✓	0.701	0.701	0.701	0.701	0.701	<b>0.239</b>	118.871	<u>0.626</u>	0.761	0.177

Table 3: Different sets of annotations with  $N$  samples are synthetically generated of which only  $n_e$  fraction are used to estimate  $(\tilde{\nu}, \tilde{T})$ .  $\mathbb{I}_o(\cdot)$  indicates if optimality condition in Theorem 3.4 is satisfied using real/estimated parameters.  $\mathcal{A}_\varphi$  and  $\mathcal{T}_\varphi$  report accuracy and run time, in seconds, for aggregation method  $\varphi$ .  $\mathcal{T}_o$  is time to verify  $\mathbb{I}_o(\tilde{\nu}, \tilde{T})$ .

$T$		$\tilde{T}$		$\nu$		$\tilde{\nu}$	
0.55	0.45	0.71	0.29	0.65	0.35	0.54	0.46
0.2	0.8	0.29	0.71				
0.75	0.25	0.68	0.32				
0.35	0.65	0.32	0.68	0.7	0.3	0.67	0.33
0.65	0.35	0.75	0.25				
0.35	0.65	0.25	0.77	0.9	0.1	0.98	0.02
0.55	0.45	0.67	0.33				
0.20	0.80	0.33	0.67	0.5	0.5	0.37	0.63
0.70	0.30	0.72	0.28				
0.30	0.70	0.28	0.72	0.68	0.32	0.78	0.23
0.70	0.30	0.77	0.23				
0.45	0.55	0.23	0.77	0.68	0.32	0.64	0.36

Table 4: Statistics of data from Table 3. This Table shows the noise transition matrix ( $T$ ) and the distribution of classes ( $\nu$ ) real and estimated for each experiment by using the methods shown in Table 3.

Table 3 shows all four cases of true/false-positive/negative from three different estimation methods (IWMV, IAA and EBCC). As expected, when both  $\mathbb{I}_o(\nu, T)$  and  $\mathbb{I}_o(\tilde{\nu}, \tilde{T})$  are ✓, then all the methods behave as good as oMAP. When  $\mathbb{I}_o(\nu, T)$  is ✗, then oMAP will always be the best solution. For reference, we also report the computational time for each aggregation algorithm and MV always remains the fastest, with the second place for Yang et al. (2024b). Additional statistics about the data can be found in Table 4, where are shown the synthetically generated noise transition matrices ( $T$ ) and class distributions ( $\nu$ ) and their corresponding estimates ( $\tilde{T}$  and  $\tilde{\nu}$ ). From Figure 3f from the main paper the empirical approach is working perfectly in all cases. However, this approach does not always work perfectly, as also shown in Table 3.

Figure 5 show the confusion matrices of the the empirical approach with the IAA and EBCC methods, respectively. It can be seen how the quality of the estimation influences the performance of the estimation method. When using the EBCC methods, the empirical approach is making really a small number of mistakes. This is also confirmed by the quality of the estimated matrices, which are really close to the original ones.

Figure 6 shows with non-red bars the proportion of experiments where the verification of Theorem 3.4 using the estimated parameters from the candidate methods yields the same conclusion as the verification of Theorem 3.4 using the true  $(\nu, T)$  values. This is calculated for the cases where the theorem is verified as true with the actual parameters. The red bars indicate the cases where Theorem 3.5 and Theorem 3.4 with true parameters lead to the same conclusion. The experiments were conducted with synthetic data of varying sample sizes  $N$  and with

<sup>7</sup><https://orchidproject.github.io/active-crowd-toolkit/>

<sup>8</sup><https://dbgroup.cs.tsinghua.edu.cn/ligl/crowddata/>



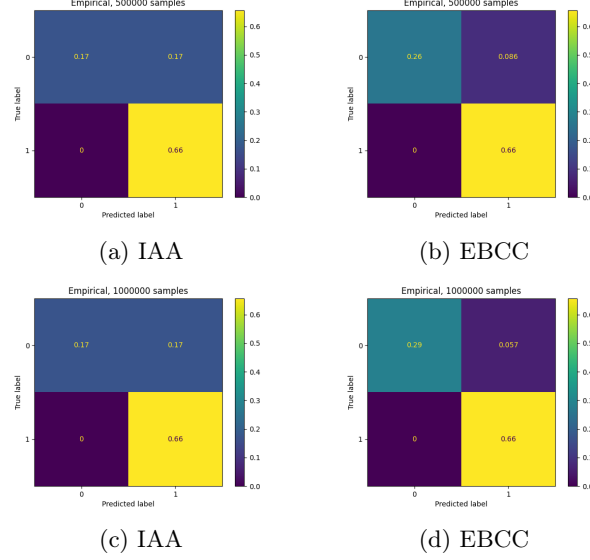


Figure 5: Confusion matrices describing the performance of the empirical method comparing it with the oracle results. Different  $T$  matrices and class distributions  $\nu$  are used to perform the experiments. These results are based on  $H = 3$  and  $N = 10^6$ . With this value of  $N$ , the empirical approach has good performance with the EBCC method, which slightly decrease with the IAA estimation approach.

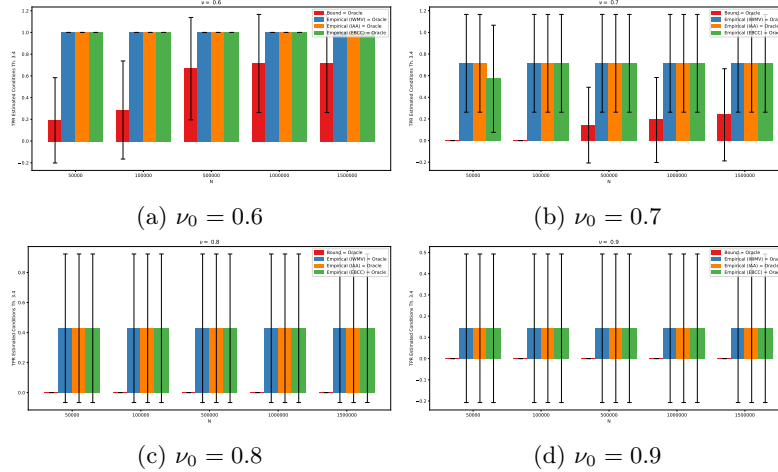


Figure 6: Non-red bars show the fraction of experiments where verification of Theorem 3.4 with estimated parameters from the candidate methods aligns with that of Theorem 3.4 using the true  $(\nu, T)$ , considering cases where the theorem is verified with true parameters. Red bars indicate cases where Theorem 3.5 aligns with Theorem 3.4 using true parameters. Synthetic data have various sample sizes  $N$ , and the average True Positive Rate is plotted.

values of  $\nu_0$  ranging from 0.6 to 0.9. The case with  $\nu_0 = 0.5$  is in Figure 4 from the main paper. The percentage of data used for estimation is always equal to 10%.

### C.3 Real-data Noise Transition Matrices

Anchor Map  $T$  matrix computed using anchor points for datasets with 2 classes (SP, SP\_amt, ZenCrowd\_in, D-Product) are reported in Table 5.

Dataset name	anchor Map $T$ matrix
SP	$\begin{bmatrix} 0.57 & 0.43 \\ 0.35 & 0.65 \end{bmatrix}$
SP_amt	$\begin{bmatrix} 0.64 & 0.36 \\ 0.36 & 0.64 \end{bmatrix}$
ZC_in	$\begin{bmatrix} 0.58 & 0.42 \\ 0.49 & 0.51 \end{bmatrix}$
D-Product	$\begin{bmatrix} 0.72 & 0.28 \\ 0.45 & 0.55 \end{bmatrix}$

Table 5: Noise transition matrices  $T$  computed using anchor points for SP, SP\_amt, ZenCrowd\_in, D-Product, that are the binary classes real-world dataset we are using in our experiments.

Anchor Map  $T$  matrix computed using anchor points for MS real-world dataset is reported in Equation 23:

$$\tilde{T}_{MS} = \begin{bmatrix} 0.41 & 0.05 & 0.05 & 0.13 & 0.07 & 0.05 & 0.09 & 0.06 & 0.05 & 0.04 \\ 0.05 & 0.41 & 0.05 & 0.04 & 0.07 & 0.05 & 0.12 & 0.08 & 0.05 & 0.07 \\ 0.08 & 0.05 & 0.31 & 0.21 & 0.05 & 0.03 & 0.09 & 0.05 & 0.05 & 0.07 \\ 0.06 & 0.07 & 0.06 & 0.39 & 0.08 & 0.08 & 0.07 & 0.03 & 0.08 & 0.08 \\ 0.04 & 0.08 & 0.06 & 0.08 & 0.41 & 0.06 & 0.07 & 0.06 & 0.07 & 0.08 \\ 0.06 & 0.06 & 0.08 & 0.23 & 0.08 & 0.26 & 0.11 & 0.06 & 0.05 & 0.04 \\ 0.15 & 0.08 & 0.05 & 0.09 & 0.09 & 0.06 & 0.31 & 0.06 & 0.05 & 0.05 \\ 0.06 & 0.05 & 0.07 & 0.07 & 0.07 & 0.03 & 0.05 & 0.49 & 0.09 & 0.03 \\ 0.05 & 0.06 & 0.04 & 0.06 & 0.07 & 0.28 & 0.08 & 0.05 & 0.28 & 0.03 \\ 0.06 & 0.06 & 0.05 & 0.10 & 0.10 & 0.08 & 0.05 & 0.03 & 0.07 & 0.41 \end{bmatrix} \quad (23)$$

Anchor Map  $T$  matrix computed using anchor points for CF\_amt real-world dataset is reported in Equation 24:

$$\tilde{T}_{CF\_amt} = \begin{bmatrix} 0.33 & 0.21 & 0.24 & 0.08 & 0.14 \\ 0.14 & 0.31 & 0.22 & 0.15 & 0.18 \\ 0.12 & 0.20 & 0.49 & 0.10 & 0.09 \\ 0.14 & 0.22 & 0.20 & 0.29 & 0.15 \\ 0.18 & 0.22 & 0.21 & 0.12 & 0.27 \end{bmatrix} \quad (24)$$

#### C.4 Heatmap visualization of Theorem 3.4

The heatmap in Figure 7 shows the gap between MV and oMAP. The experiment is obtained via simulations with different  $\nu$  values ranging from 0.1 to 0.9. The plot obtained through simulations accurately reflects the theorem's conditions.

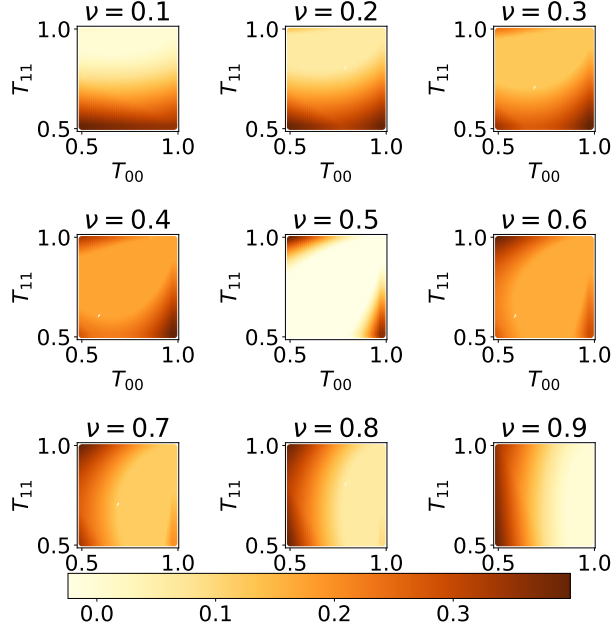


Figure 7: Heatmap visualization of the gap between oMAP and MV in the two-coin case.

## D Beyond equal reliability assumption

### D.1 Uniformly perturbed $T$

In this setting we imagine that instead of being fixed, the annotators noise transition matrix are sampled from a distribution so that:

$$T_h = \begin{bmatrix} T_{00} - \sigma_h & T_{01} + \sigma_h \\ T_{10} + \sigma_h & T_{11} - \sigma_h \end{bmatrix} \quad \text{with } \sigma_h \sim \text{Unif}[-\sigma, \sigma] \quad (25)$$

For a given  $\sigma$ .

Suppose we want the quantity to not depend of the particular pool of annotators we choose but simply on their number. What we can do in this case, having the knowledge annotators are sampled from that distribution is to use them to answer the question:

*“Given annotators sampled around that distribution, not having the need of actually them being exactly equal, neither the necessity of knowing the exact reliability of each annotator, what is the expectation, on annotator distribution, of the probability of MV match the theoretical optima upper bound of the estimation given by oMAP?”*

In this case we’re trying to answer the above question:

$$\mathbb{E}_\sigma[\mathbb{P}(y^{MV} = y) | \sigma_1, \dots, \sigma_h] = \mathbb{E}_\sigma[\mathbb{P}(y^{oMAP} = y | \sigma_1, \dots, \sigma_h)]$$

**Lemma D.1.** *Let  $H$  be the number of annotators and  $T_h$  their noise transition matrix, samples from the distribution defined in 25. For  $c \in \{0, 1\}$ , it holds that:*

$$\mathbb{E}[T_{cc}^{MV}] = \sum_{s=\lceil \frac{H}{2} \rceil}^H \binom{H}{s} T_{cc}^s (1 - T_{cc})^{H-s}$$

*Proof.* Denoting by  $[H] = \{1, \dots, H\}$ , in the setting we just described we have that:

$$\begin{aligned}
 T_{cc}^{MV} &= \mathbb{P}(y_{MV} = c | y = c) \\
 &= \mathbb{P}(\text{at least } \lceil \frac{H}{2} \rceil \text{ annotators vote class } c | y = c) \\
 &= \sum_{s=\lceil \frac{H}{2} \rceil}^H \mathbb{P}(\text{exactly } s \text{ annotators vote class } c | y = c) \\
 &= \sum_{s=\frac{H+1}{2}}^H \sum_{\substack{A \subseteq [H] \\ \text{s.t. } |A|=s}} \prod_{h \in A} (T_h)_{cc} \prod_{k \in [H] \setminus A} (T_k)_{c\bar{c}}
 \end{aligned}$$

And the expected value of:

$$\mathbb{E}[T_{cc}^{MV}] = \mathbb{E} \left[ \sum_{s=\frac{H+1}{2}}^H \sum_{\substack{A \subseteq [H] \\ \text{s.t. } |A|=s}} \prod_{h \in A} (T_h)_{cc} \prod_{k \in [H] \setminus A} (T_k)_{c\bar{c}} \right] \quad (26)$$

The random variables  $T^h$  are independent since we assume the  $\sigma^h$  to be independent. So we have that:

$$\mathbb{E}[T_{cc}^{MV}] = \sum_{s=\frac{H+1}{2}}^H \sum_{\substack{A \subseteq [H] \\ \text{s.t. } |A|=s}} \prod_{h \in A} \mathbb{E}[(T_h)_{cc}] \prod_{k \in [H] \setminus A} \mathbb{E}[(T_k)_{c\bar{c}}] \quad (27)$$

$$= \sum_{s=\frac{H+1}{2}}^H \sum_{\substack{A \subseteq [H] \\ \text{s.t. } |A|=s}} \prod_{h \in A} T_{cc} \prod_{k \in [H] \setminus A} T_{c\bar{c}} \quad (28)$$

$$= \sum_{s=\lceil \frac{H+1}{2} \rceil}^H \binom{H}{s} T_{cc}^s (1 - T_{cc})^{H-s} \quad (29)$$

□

Let us now derive the formulation for oMAP. The following lemma hold.

**Lemma D.2.** *Let  $H$  be the number of annotators and  $T_h$  their noise transition matrix, samples from the distribution defined in 25, with :*

$$\sigma \leq \frac{\log \rho}{H} \left[ \frac{2}{T_{\bar{c}\bar{c}}} + \frac{2}{T_{c\bar{c}}} + \frac{1}{T_{cc}} + \frac{1}{T_{\bar{c}c}} \right]^{-1} \min(A_c - \lfloor A_c \rfloor, 1 - A_c - \lfloor A_c \rfloor) \quad (30)$$

Where:

$$A_c = [\log \rho]^{-1} \left[ \log \left( \frac{\nu_{\bar{c}}}{\nu_c} \right) + H \log \delta_{\bar{c}} \right]$$

for  $c \in \{0, 1\}$ . Then, it holds that:

$$\mathbb{E}[T_{cc}^{oMAP}] = \sum_{k=\lceil A_c \rceil}^H \binom{H}{k} T_{cc}^k (1 - T_{cc})^{H-k}.$$

*Proof.* Let us denote by  $C_c$  the set of annotators that correctly voted annotators  $c$  when the true label was  $c$  and by  $W_c$  the set of annotators that incorrectly voted class  $\bar{c}$  when the true class was  $c$ . Notice that  $W_c = [H] \setminus C_c$ . We recall that the element  $i$ -th of the posterior probabilities vector,  $p_{i|\bar{c}} = \nu_i \prod_{h \in C_{\bar{c}}} (T_h)_{i\bar{c}} \prod_{k \in W_{\bar{c}}} (T_k)_{i\bar{c}}$ . The  $\text{argmax}_{i \in \{1,0\}}$  of  $p_i$  is  $c$  if  $p_{c|c} > p_{\bar{c}|c}$  i.e.:

---


$$\begin{aligned}
& \nu_c \prod_{h \in C_c} (T_h)_{cc} \prod_{k \in W_c} (T_k)_{c\bar{c}} > \nu_{\bar{c}} \prod_{h \in C_c} (T_h)_{\bar{c}c} \prod_{k \in [H] \setminus C_c} (T_k)_{\bar{c}\bar{c}} \\
& \quad \Downarrow \\
& \prod_{h \in C_c} \frac{(T_h)_{cc}}{(T_h)_{\bar{c}c}} \prod_{k \in [H] \setminus C_c} \frac{(T_k)_{c\bar{c}}}{(T_k)_{\bar{c}\bar{c}}} > \frac{\nu_{\bar{c}}}{\nu_c} \\
& \quad \Downarrow \\
& \sum_{h \in C_c} \log \left( \frac{(T_h)_{cc}}{(T_h)_{\bar{c}c}} \right) + \sum_{k \in [H] \setminus C_c} \log \left( \frac{(T_k)_{c\bar{c}}}{(T_k)_{\bar{c}\bar{c}}} \right) > \log \left( \frac{\nu_{\bar{c}}}{\nu_c} \right) \tag{31} \\
& \quad \Downarrow \\
& \sum_{h \in H} m_h \log \left( \frac{(T_h)_{cc}}{(T_h)_{\bar{c}c}} \right) + (1 - m_h) \log \left( \frac{(T_h)_{c\bar{c}}}{(T_h)_{\bar{c}\bar{c}}} \right) > \log \left( \frac{\nu_{\bar{c}}}{\nu_c} \right) \text{ with } m_h = \mathbf{1}_{h \in C_c} \\
& \quad \Downarrow \\
& \sum_{h \in H} m_h \left[ \log \left( \frac{(T_h)_{cc}}{(T_h)_{\bar{c}c}} \right) - \log \left( \frac{(T_h)_{c\bar{c}}}{(T_h)_{\bar{c}\bar{c}}} \right) \right] > \log \left( \frac{\nu_{\bar{c}}}{\nu_c} \right) + \sum_{h \in H} \log \left( \frac{(T_h)_{\bar{c}\bar{c}}}{(T_h)_{c\bar{c}}} \right) \\
& \quad \Downarrow \\
& \sum_{h \in H} m_h \left[ \log \left( \frac{(T_h)_{cc}(T_h)_{\bar{c}\bar{c}}}{(T_h)_{\bar{c}c}(T_h)_{c\bar{c}}} \right) \right] > \log \left( \frac{\nu_{\bar{c}}}{\nu_c} \right) + \sum_{h \in H} \log \left( \frac{(T_h)_{\bar{c}\bar{c}}}{(T_h)_{c\bar{c}}} \right) \\
& \quad \Downarrow \\
& \sum_{h \in H} m_h \log(\rho_h) > \log \left( \frac{\nu_{\bar{c}}}{\nu_c} \right) - \sum_{h \in H} \log((\delta_h)_c) \text{ with } m_h = \mathbf{1}_{h \in C_c} \tag{32}
\end{aligned}$$

Denoting by  $\rho_h = \frac{(T_h)_{cc}(T_h)_{\bar{c}\bar{c}}}{(T_h)_{\bar{c}c}(T_h)_{c\bar{c}}}$  and  $(\delta_h)_c = \frac{(T_h)_{\bar{c}\bar{c}}}{(T_h)_{c\bar{c}}}$ .

The only random variable in equation (31) is the set  $C_c$ , with this writing we transferred the randomness to the variable  $m_h$  and  $m_h$  is a Bernoulli with parameter  $(T_h)_{cc}$ .

Let us denote by  $\alpha_c = \log \left( \frac{\nu_{\bar{c}}}{\nu_c} \right) - \sum_{h \in H} \log((\delta_h)_c)$  with  $m_h = \mathbf{1}_{h \in C_c}$  and by  $\beta_h = \log(\rho_h)$ . We are so saying that the probability that:

$$\mathbb{P}(y^{oMAP} = y | y = c) = \mathbb{P} \left( \sum_{h \in H} m_h \beta_h > \alpha_c \right)$$

with  $m_h \sim \text{Bern}((T_h)_{cc})$ .

Now, we have discrete set of possible values for this sum  $\sum_{h \in H} m_h \beta_h$ , indeed it can take values in this set  $V = \left\{ \sum_{h \in S} \beta_h \mid S \subseteq H \right\}$  and the probability of:

$$\mathbb{P} \left( \sum_{h \in H} m_h \beta_h = \sum_{h \in S} \beta_h \right) = \prod_{h \in S} (T_h)_{cc} \prod_{k \in [H] \setminus S} (1 - (T_k)_{cc})$$

It follows that:

$$T_{cc}^{oMAP} = \mathbb{P} \left( \sum_{h \in H} m_h \beta_h > \alpha_c \right) = \sum_{\substack{S \subseteq [H] \\ \text{s.t. } \sum_{s \in S} \beta_s > \alpha_c}} \prod_{h \in S} (T_h)_{cc} \prod_{k \in H \setminus S} (1 - (T_k)_{cc})$$

Without loss of generality, we can consider  $c = 0$ , we have that:

$$\beta_h = \log \left( \frac{(T_{00} - \sigma_h)(T_{11} - \sigma_h)}{(T_{10} + \sigma_h)(T_{01} + \sigma_h)} \right)$$

Substitute  $T_{ij} \pm \sigma_h$  and rewrite:

$$\begin{aligned} \beta_h &= \log \left( \frac{T_{00}T_{11}}{T_{10}T_{01}} \cdot \frac{1 - \frac{\sigma_h}{T_{00}}}{1 + \frac{\sigma_h}{T_{10}}} \cdot \frac{1 - \frac{\sigma_h}{T_{11}}}{1 + \frac{\sigma_h}{T_{01}}} \right) \\ &= \log \left( \frac{T_{00}T_{11}}{T_{10}T_{01}} \right) + \log \left( \frac{1 - \frac{\sigma_h}{T_{00}}}{1 + \frac{\sigma_h}{T_{10}}} \cdot \frac{1 - \frac{\sigma_h}{T_{11}}}{1 + \frac{\sigma_h}{T_{01}}} \right). \end{aligned}$$

Similarly:

$$\log \left( \frac{T_{11} + \sigma_h}{T_{01} - \sigma_h} \right) = \log \left( \frac{T_{11}}{T_{01}} \right) + \log \left( \frac{1 + \frac{\sigma_h}{T_{11}}}{1 - \frac{\sigma_h}{T_{01}}} \right)$$

So:

$$\alpha_0 = \log \left( \frac{\nu_1}{\nu_0} \right) + H \log \left( \frac{T_{11}}{T_{01}} \right) + \sum_{h \in [H]} \log \left( \frac{1 + \frac{\sigma_h}{T_{11}}}{1 - \frac{\sigma_h}{T_{01}}} \right)$$

Substituting, we have that:

$$\begin{aligned} \sum_{s \in S} \beta_s &> \alpha_0 \\ &\Downarrow \\ |S| \log \left( \frac{T_{00}T_{11}}{T_{10}T_{01}} \right) + \sum_{h \in S} \log \left( \frac{1 - \frac{\sigma_h}{T_{00}}}{1 + \frac{\sigma_h}{T_{10}}} \cdot \frac{1 - \frac{\sigma_h}{T_{11}}}{1 + \frac{\sigma_h}{T_{01}}} \right) &> \log \left( \frac{\nu_1}{\nu_0} \right) + H \log \left( \frac{T_{11}}{T_{01}} \right) + \sum_{h \in [H]} \log \left( \frac{1 + \frac{\sigma_h}{T_{11}}}{1 - \frac{\sigma_h}{T_{01}}} \right) \\ &\Downarrow \\ |S| \log \left( \frac{T_{00}T_{11}}{T_{10}T_{01}} \right) &> \log \left( \frac{\nu_1}{\nu_0} \right) + H \log \left( \frac{T_{11}}{T_{01}} \right) + \sum_{h \in [H]} \log \left( \frac{1 + \frac{\sigma_h}{T_{11}}}{1 - \frac{\sigma_h}{T_{01}}} \right) - \sum_{h \in S} \log \left( \frac{1 - \frac{\sigma_h}{T_{00}}}{1 + \frac{\sigma_h}{T_{10}}} \cdot \frac{1 - \frac{\sigma_h}{T_{11}}}{1 + \frac{\sigma_h}{T_{01}}} \right) \\ &\Downarrow \\ |S| &> \log \left( \frac{T_{10}T_{01}}{T_{00}T_{11}} \right) \left[ \log \left( \frac{\nu_1}{\nu_0} \right) + H \log \left( \frac{T_{11}}{T_{01}} \right) \right] + \log \left( \frac{T_{10}T_{01}}{T_{00}T_{11}} \right) \left[ \sum_{h \in [H]} \log \left( \frac{1 + \frac{\sigma_h}{T_{11}}}{1 - \frac{\sigma_h}{T_{01}}} \right) - \sum_{h \in S} \log \left( \frac{1 - \frac{\sigma_h}{T_{00}}}{1 + \frac{\sigma_h}{T_{10}}} \cdot \frac{1 - \frac{\sigma_h}{T_{11}}}{1 + \frac{\sigma_h}{T_{01}}} \right) \right] \end{aligned}$$

Let us denote by:

$$\xi = + \log \left( \frac{T_{10}T_{01}}{T_{00}T_{11}} \right) \left[ \sum_{h \in [H]} \log \left( \frac{1 + \frac{\sigma_h}{T_{11}}}{1 - \frac{\sigma_h}{T_{01}}} \right) - \sum_{h \in S} \log \left( \frac{1 - \frac{\sigma_h}{T_{00}}}{1 + \frac{\sigma_h}{T_{10}}} \cdot \frac{1 - \frac{\sigma_h}{T_{11}}}{1 + \frac{\sigma_h}{T_{01}}} \right) \right]$$

We already defined in the previous section  $A_0$  as:

$$A_0 = \left[ \log \left( \frac{T_{00}T_{11}}{T_{10}T_{01}} \right) \right]^{-1} \left[ \log \left( \frac{\nu_1}{\nu_0} \right) + H \log \left( \frac{T_{11}}{T_{01}} \right) \right]$$

Where  $|S|$  is an integer.

so  $|S| > A_0 + \xi \iff |S| \geq \lceil A_0 + \xi \rceil$

If  $\xi$  is so small that  $\lceil A_c + \xi \rceil = \lceil A_c \rceil$  we have that the condition  $\sum_{s \in S} \beta_s > \alpha_0$  only depends on the cardinality of the  $S$  and not on the particular elements that compose it.

Now:

$$\lceil A_0 + \xi \rceil = \lceil A_c \rceil \iff -(A_0 - \lfloor A_0 \rfloor) \leq \xi \leq 1 - (A_0 - \lfloor A_0 \rfloor) \quad (33)$$

We can always select  $\sigma_h$  so that the maximum value of the  $\sigma_h$  is small so that the condition in 33 is met. We assumed,  $|\sigma_h| < \sigma$ .

$$\begin{aligned} |\xi| &\leq \left[ \log \left( \frac{T_{00}T_{11}}{T_{01}T_{01}} \right) \right]^{-1} \left[ \left| \sum_{h \in [H]} \log \left( \frac{1 + \frac{\sigma_h}{T_{11}}}{1 - \frac{\sigma_h}{T_{01}}} \right) \right| + \left| \sum_{h \in S} \log \left( \frac{1 - \frac{\sigma_h}{T_{00}}}{1 + \frac{\sigma_h}{T_{10}}} \cdot \frac{1 - \frac{\sigma_h}{T_{11}}}{1 + \frac{\sigma_h}{T_{01}}} \right) \right| \right] \\ &\leq H \left[ \log \left( \frac{T_{00}T_{11}}{T_{01}T_{01}} \right) \right]^{-1} \left[ \log \left( \frac{1 + \frac{\sigma}{T_{11}}}{1 - \frac{\sigma}{T_{01}}} \right) + \log \left( \frac{1 + \frac{\sigma}{T_{00}}}{1 - \frac{\sigma}{T_{10}}} \cdot \frac{1 + \frac{\sigma}{T_{11}}}{1 - \frac{\sigma}{T_{01}}} \right) \right] \\ &\leq H \left[ \log \left( \frac{T_{00}T_{11}}{T_{01}T_{01}} \right) \right]^{-1} \left[ 2 \log \left( \frac{1 + \frac{\sigma}{T_{11}}}{1 - \frac{\sigma}{T_{01}}} \right) + \log \left( \frac{1 + \frac{\sigma}{T_{00}}}{1 - \frac{\sigma}{T_{10}}} \right) \right] \\ &= H \left[ \log \left( \frac{T_{00}T_{11}}{T_{01}T_{01}} \right) \right]^{-1} \left[ 2 \log \left( 1 + \frac{\sigma}{T_{11}} \right) - 2 \log \left( 1 - \frac{\sigma}{T_{01}} \right) + \log \left( 1 + \frac{\sigma}{T_{00}} \right) - \log \left( 1 - \frac{\sigma}{T_{10}} \right) \right] \\ &H \left[ \log \left( \frac{T_{00}T_{11}}{T_{01}T_{01}} \right) \right]^{-1} \end{aligned}$$

We can use that  $\frac{x}{1+x} \leq \ln(1+x) \leq x$  for all  $x > -1$  to obtain that:

$$\begin{aligned} &2 \log \left( 1 + \frac{\sigma}{T_{11}} \right) - 2 \log \left( 1 - \frac{\sigma}{T_{01}} \right) + \log \left( 1 + \frac{\sigma}{T_{00}} \right) - \log \left( 1 - \frac{\sigma}{T_{10}} \right) \\ &\leq 2 \frac{\sigma}{T_{11}} + 2 \frac{\sigma}{\sigma + T_{01}} + \frac{\sigma}{T_{00}} + \frac{\sigma}{\sigma + T_{10}} \\ &\leq 2 \frac{\sigma}{T_{11}} + 2 \frac{\sigma}{T_{01}} + \frac{\sigma}{T_{00}} + \frac{\sigma}{T_{10}} \\ &= \sigma \left[ \frac{2}{T_{11}} + \frac{2}{T_{01}} + \frac{1}{T_{00}} + \frac{1}{T_{10}} \right] \end{aligned}$$

Putting everything together:

$$|\xi| \leq \sigma H \left[ \log \left( \frac{T_{00}T_{11}}{T_{01}T_{01}} \right) \right]^{-1} \left[ \frac{2}{T_{11}} + \frac{2}{T_{01}} + \frac{1}{T_{00}} + \frac{1}{T_{10}} \right] \leq \sigma H \left[ \log \left( \frac{T_{00}T_{11}}{T_{01}T_{01}} \right) \right]^{-1}$$

The following conditions implies 33:

$$\begin{aligned} &\sigma H \left[ \log \left( \frac{T_{00}T_{11}}{T_{01}T_{01}} \right) \right]^{-1} \left[ \frac{2}{T_{11}} + \frac{2}{T_{01}} + \frac{1}{T_{00}} + \frac{1}{T_{10}} \right] \leq \min(A_0 - \lfloor A_0 \rfloor, 1 - A_0 - \lfloor A_0 \rfloor) \\ &\sigma \leq \frac{1}{H} \left[ \log \left( \frac{T_{00}T_{11}}{T_{01}T_{01}} \right) \right] \left[ \frac{2}{T_{11}} + \frac{2}{T_{01}} + \frac{1}{T_{00}} + \frac{1}{T_{10}} \right]^{-1} \min(A_0 - \lfloor A_0 \rfloor, 1 - A_0 - \lfloor A_0 \rfloor) \\ &\sigma \leq \frac{\log(\rho_0)}{H} \left[ \frac{2}{T_{11}} + \frac{2}{T_{01}} + \frac{1}{T_{00}} + \frac{1}{T_{10}} \right]^{-1} \min(A_0 - \lfloor A_0 \rfloor, 1 - A_0 - \lfloor A_0 \rfloor) \end{aligned}$$

Now, assuming condition 33 is true:



So:

$$T_{cc}^{oMAP} = \sum_{\substack{S \subseteq [H] \\ \text{s.t. } \sum_{l \in S} \beta_l > \alpha_c}} \prod_{h \in S} (T_h)_{cc} \prod_{k \in H \setminus S} (1 - (T_k)_{cc}) \quad (34)$$

$$T_{cc}^{oMAP} = \sum_{\substack{S \subseteq [H] \\ \text{s.t. } |S| > \lceil a \rceil}} \prod_{h \in S} (T_h)_{cc} \prod_{k \in H \setminus S} (1 - (T_k)_{cc}) \quad (35)$$

Again, using that the  $T_h$  are independent, we obtain that:

$$\mathbb{E}[T_{cc}^{oMAP}] = \sum_{\substack{S \subseteq [H] \\ \text{s.t. } |S| > \lceil a \rceil}} \prod_{h \in S} \mathbb{E}[(T_h)_{cc}] \prod_{k \in H \setminus S} (1 - \mathbb{E}[(T_k)_{cc}]) \quad (36)$$

$$= \sum_{\substack{S \subseteq [H] \\ \text{s.t. } |S| > \lceil a \rceil}} T_{cc}^{|S|} (1 - T_{cc})^{H-|S|} \quad (37)$$

$$= \sum_{s=\lceil A_c \rceil}^H \binom{H}{s} T_{cc}^s (1 - T_{cc})^{H-s} \quad (38)$$

□

Thanks to the previous Lemmas we are ready to prove the following Theorem.

**Theorem D.3.** *Using the notation from Equation 14. Let  $H$  be the number of annotators and  $T_h$  their noise transition matrix, samples from the distribution defined in 25, with:*

$$\sigma \leq \frac{\log \rho}{H} \left[ \frac{2}{T_{\bar{c}\bar{c}}} + \frac{2}{T_{c\bar{c}}} + \frac{1}{T_{cc}} + \frac{1}{T_{\bar{c}c}} \right]^{-1} \min(A_c - \lfloor A_c \rfloor, 1 - A_c - \lfloor A_c \rfloor) \quad (39)$$

for  $c \in \{0, 1\}$  and with

$$A_c = \lceil \log \rho \rceil^{-1} \left[ \log \left( \frac{\nu_{\bar{c}}}{\nu_c} \right) + H \log \delta_{\bar{c}} \right].$$

we have that if:

$$\left( \frac{\delta_0}{\delta_1} \right)^{\frac{H}{2}} \frac{1}{\sqrt{\rho}} < \frac{\nu_1}{\nu_0} < \left( \frac{\delta_0}{\delta_1} \right)^{\frac{H}{2}} \sqrt{\rho} \quad (40)$$

Then  $\mathbb{E}[T_{cc}^{oMAP}] = \mathbb{E}[T_{cc}^{MV}]$  and in expectations, over the distribution of the annotators oMAP is equivalent to MV instance wise.

*Proof.*

$$\begin{aligned} \mathbb{E}[\mathbb{P}(y_{MV} = y)] &= \mathbb{E}[\mathbb{P}(y_{oMAP} = y)] \\ &\Downarrow \\ \mathbb{E}[\mathbb{P}(y_{MV} = y | y = 0) \mathbb{P}(y = 0) + \mathbb{P}(y_{MV} = y | y = 1) \mathbb{P}(y = 1)] \\ &= \mathbb{E}[\mathbb{P}(y_{oMAP} = y | y = 0) \mathbb{P}(y = 0) + \mathbb{P}(y_{oMAP} = y | y = 1) \mathbb{P}(y = 1)] \quad \Downarrow \\ \mathbb{E} \left[ T_{00}^{MV} + T_{11}^{MV} \frac{1 - \nu}{\nu} \right] &= \mathbb{E} \left[ T_{00}^{oMAP} + T_{11}^{oMAP} \frac{1 - \nu}{\nu} \right] \end{aligned}$$

Using the two Lemmas proved before we can just rely on the proof of Theorem A.2 to conclude this proof. □

$T_{00}$	$T_{11}$	$\nu_0$	Eq. 7 satisfied	oMAP Acc.	MV Acc.
0.7	0.8	0.6	✓	0.8328	0.8328
0.7	0.8	0.9	✗	0.9261	0.7961
0.55	0.55	0.6	✗	0.6099	0.5677
0.55	0.55	0.9	✗	0.8992	0.5785
0.9	0.7	0.6	✓	0.8974	0.8974
0.9	0.7	0.9	✓	0.9521	0.9521
0.6	0.6	0.6	✓	0.6499	0.6499
0.6	0.6	0.9	✓	0.9030	0.6485

Table 6: Each annotator  $h$  has a different  $T_h$  matrix, obtained via a perturbation of the original  $T$ . The condition on Eq. 7 is checked and then the Accuracy of oMAP and MV is presented. This table uses  $H = 3$  and  $N = 10000$ .

### D.1.1 Experiments

Table 6 confirms the theoretical results obtained in Section 3.4 and demonstrated in this section. This table uses  $H = 3$  and  $N = 10000$ . To obtain the results each annotator  $h$  has a different  $T_h$  matrix, obtained via a perturbation of the original  $T$  (shown in the Table). The condition on Eq. 7 is checked and then the Accuracy of oMAP and MV is presented. As expected, all the times there is the ✓ symbol the accuracy of oMAP matches the one of MV, showing the correctness of the theoretical results. The experiments are averaged across multiple runs with different seed values.

### D.2 Annotators of two categories

Let us now consider the case in which we have to group of annotators with different reliabilities. Specifically we have group  $A$ , with noise transition matrix  $T_A$  and group  $B$  with noise tranistion matrix  $T_B$ . Let us derive what are  $T_{cc}^{MV}$  and  $T_{cc}^{oMAP}$  in this case. Wlog we can assume  $|A| < |B|$  and  $|A| < \lceil \frac{H}{2} \rceil$ .

$$\begin{aligned}
T_{cc}^{MV} &= \mathbb{P}(\text{at least } \lceil \frac{H}{2} \rceil \text{ annotators vote class } c | y = c) \\
&= \sum_{k=1}^{|A|} \sum_{l=\lceil \frac{H}{2} \rceil - k}^{|B|} \binom{|A|}{k} \binom{|B|}{l} (T_A)_{cc}^k (1 - (T_A)_{cc})^{|A|-k} (T_B)_{cc}^l (1 - (T_B)_{cc})^{|B|-l}.
\end{aligned}$$

We define:

$$\alpha_c = \log\left(\frac{\nu_{\bar{c}}}{\nu_c}\right) + |B| \log(\delta_B)_{\bar{c}} + |A| \log(\delta_A)_{\bar{c}} = \log\left(\frac{\nu_{\bar{c}}}{\nu_c}\right) + H \log(\delta_B)_{\bar{c}} + |A| \log\left(\frac{(\delta_A)_{\bar{c}}}{(\delta_B)_{\bar{c}}}\right), \text{ for oMAP:}$$

$$T_{cc}^{oMAP} = \sum_{k=1}^{|A|} \sum_{l=\lceil \frac{\alpha}{\log \rho_B} - k \rceil}^{|B|} \binom{|A|}{k} \binom{|B|}{l} (T_A)_{cc}^k (1 - (T_A)_{cc})^{|A|-k} (T_B)_{cc}^l (1 - (T_B)_{cc})^{|B|-l}.$$

**Theorem D.4.** *Let us assume the annotators belong to two groups  $A$  and  $B$ , with different reliabilities. Specifically group  $A$  has noise transition matrix  $T_A$  and group  $B$  has noise transition matrix  $T_B$ . Denoting by  $\rho_A = \frac{(T_A)_{cc}(T_A)_{\bar{c}\bar{c}}}{(1-(T_A)_{cc})(1-(T_A)_{\bar{c}\bar{c}})}$  and  $(\delta_A)_c = \frac{(T_A)_{cc}}{1-(T_A)_{\bar{c}\bar{c}}}$ , if  $\rho_A = \rho_B$  we have that if*

$$\left(\frac{(\delta_B)_c}{(\delta_B)_{\bar{c}}}\right)^{\frac{H}{2}} \sqrt{\frac{1}{\rho_B}} \left(\frac{(\delta_B)_{\bar{c}}}{(\delta_A)_{\bar{c}}}\right)^{|A|} < \frac{\nu_{\bar{c}}}{\nu_c} \leq \left(\frac{(\delta_B)_c}{(\delta_B)_{\bar{c}}}\right)^{\frac{H}{2}} \sqrt{\rho_B} \left(\frac{(\delta_B)_{\bar{c}}}{(\delta_A)_{\bar{c}}}\right)^{|A|} \quad (41)$$

Then  $T_{00}^{oMAP} = T_{00}^{MV}$  and that  $T_{11}^{oMAP} = T_{11}^{MV}$  from which it follows that under the conditions in described in Equation 15 oMAP is equivalent to MV instance wise.

*Proof.* Now,  $T_{cc}^{MV} = T_{cc}^{oMAP} \iff \forall k \in \{1, \dots, |A|\} \lceil \frac{H}{2} \rceil - k = \lceil \frac{\alpha_c}{\log \rho_B} - k \rceil$

$$\iff \forall k \in \{1, \dots, |A|\} \frac{H+1}{2} - k - 1 < \frac{\alpha_c}{\log \rho_B} - k \leq \frac{H+1}{2} - k$$

$$\iff \forall k \in \{1, \dots, |A|\} \frac{H+1}{2} - k \left(1 - \frac{\log \rho_A}{\log \rho_B}\right) - 1 < \frac{\alpha_c}{\log \rho_B} \leq \frac{H+1}{2} - k \left(1 - \frac{\log \rho_A}{\log \rho_B}\right)$$

$$\iff \frac{H+1}{2} - k \left(1 - \frac{\log \rho_A}{\log \rho_B}\right) - 1 < \frac{\log \left(\frac{\nu_{\bar{c}}}{\nu_c}\right) + H \log(\delta_B)_{\bar{c}} + |A| \log \frac{(\delta_A)_{\bar{c}}}{(\delta_B)_{\bar{c}}}}{\log \rho_B} \leq \frac{H+1}{2} - k \left(1 - \frac{\log \rho_A}{\log \rho_B}\right)$$

$$\frac{(H-1) \log \rho_B}{2} - k \left(\log \frac{\rho_B}{\rho_A}\right) < \log \left(\frac{\nu_{\bar{c}}}{\nu_c}\right) + H \log(\delta_B)_{\bar{c}} + |A| \log \frac{(\delta_A)_{\bar{c}}}{(\delta_B)_{\bar{c}}} \leq \frac{(H+1) \log \rho_B}{2} - k \left(\log \frac{\rho_B}{\rho_A}\right)$$

$$\begin{aligned} & \iff \\ & \frac{(H-1) \log \rho_B}{2} - k \left(\log \frac{\rho_B}{\rho_A}\right) - H \log(\delta_B)_{\bar{c}} - |A| \log \frac{(\delta_A)_{\bar{c}}}{(\delta_B)_{\bar{c}}} \\ & < \log \left(\frac{\nu_{\bar{c}}}{\nu_c}\right) \\ & \leq \frac{(H+1) \log \rho_B}{2} - k \left(\log \frac{\rho_B}{\rho_A}\right) - H \log(\delta_B)_{\bar{c}} - |A| \log \frac{(\delta_A)_{\bar{c}}}{(\delta_B)_{\bar{c}}} \end{aligned}$$

$$\begin{aligned} & \iff \\ & \frac{(H-1) \log \rho_B}{2} - k \left(\log \frac{\rho_B}{\rho_A}\right) - H \log(\delta_B)_{\bar{c}} - |A| \log \frac{(\delta_A)_{\bar{c}}}{(\delta_B)_{\bar{c}}} \\ & < \log \left(\frac{\nu_{\bar{c}}}{\nu_c}\right) \\ & \leq \frac{(H+1) \log \rho_B}{2} - k \left(\log \frac{\rho_B}{\rho_A}\right) - H \log(\delta_B)_{\bar{c}} - |A| \log \frac{(\delta_A)_{\bar{c}}}{(\delta_B)_{\bar{c}}} \end{aligned}$$

Noticing that:

$$\log \sqrt{\rho} - \log \delta_{\bar{c}} = \log \sqrt{\frac{\delta_c}{\delta_{\bar{c}}}},$$

$$\begin{aligned} & \iff \\ & \frac{H}{2} \log \left(\frac{(\delta_B)_c}{(\delta_B)_{\bar{c}}}\right) - \frac{1}{2} \log \rho_B - k \left(\log \frac{\rho_B}{\rho_A}\right) - |A| \log \frac{(\delta_A)_{\bar{c}}}{(\delta_B)_{\bar{c}}} \\ & < \log \left(\frac{\nu_{\bar{c}}}{\nu_c}\right) \\ & \leq \frac{H}{2} \log \left(\frac{(\delta_B)_c}{(\delta_B)_{\bar{c}}}\right) + \frac{1}{2} \log \rho_B - k \left(\log \frac{\rho_B}{\rho_A}\right) - |A| \log \frac{(\delta_A)_{\bar{c}}}{(\delta_B)_{\bar{c}}} \end{aligned}$$

$$\begin{aligned} & \iff \\ & \left(\frac{(\delta_B)_c}{(\delta_B)_{\bar{c}}}\right)^{\frac{H}{2}} \sqrt{\frac{1}{\rho_B}} \left(\frac{\rho_A}{\rho_B}\right)^k \left(\frac{(\delta_B)_{\bar{c}}}{(\delta_A)_{\bar{c}}}\right)^{|A|} \\ & < \frac{\nu_{\bar{c}}}{\nu_c} \\ & \leq \left(\frac{(\delta_B)_c}{(\delta_B)_{\bar{c}}}\right)^{\frac{H}{2}} \sqrt{\rho_B} \left(\frac{\rho_A}{\rho_B}\right)^k \left(\frac{(\delta_B)_{\bar{c}}}{(\delta_A)_{\bar{c}}}\right)^{|A|} \end{aligned}$$

$$\begin{aligned}
& \Updownarrow \\
& \left( \frac{(\delta_B)_c}{(\delta_B)_{\bar{c}}} \right)^{\frac{H}{2}} \sqrt{\frac{1}{\rho_B}} \left( \frac{\rho_A}{\rho_B} \right)^k \left( \frac{(\delta_B)_{\bar{c}}}{(\delta_A)_{\bar{c}}} \right)^{|A|} < \frac{\nu_{\bar{c}}}{\nu_c} \leq \left( \frac{(\delta_B)_c}{(\delta_B)_{\bar{c}}} \right)^{\frac{H}{2}} \sqrt{\rho_B} \left( \frac{\rho_A}{\rho_B} \right)^k \left( \frac{(\delta_B)_{\bar{c}}}{(\delta_A)_{\bar{c}}} \right)^{|A|} \\
& \Updownarrow \\
& \left( \frac{(\delta_B)_c}{(\delta_B)_{\bar{c}}} \right)^{\frac{H}{2}} \sqrt{\frac{1}{\rho_B}} \left( \frac{\rho_A}{\rho_B} \right)^k \left( \frac{(\delta_B)_{\bar{c}}}{(\delta_A)_{\bar{c}}} \right)^{|A|} < \frac{\nu_{\bar{c}}}{\nu_c} \leq \left( \frac{(\delta_B)_c}{(\delta_B)_{\bar{c}}} \right)^{\frac{H}{2}} \sqrt{\rho_B} \left( \frac{\rho_A}{\rho_B} \right)^k \left( \frac{(\delta_B)_{\bar{c}}}{(\delta_A)_{\bar{c}}} \right)^{|A|}
\end{aligned}$$

Under the hypothesis  $\rho_A = \rho_B$ :

$$\left( \frac{(\delta_B)_c}{(\delta_B)_{\bar{c}}} \right)^{\frac{H}{2}} \sqrt{\frac{1}{\rho_B}} \left( \frac{(\delta_B)_{\bar{c}}}{(\delta_A)_{\bar{c}}} \right)^{|A|} < \frac{\nu_{\bar{c}}}{\nu_c} \leq \left( \frac{(\delta_B)_c}{(\delta_B)_{\bar{c}}} \right)^{\frac{H}{2}} \sqrt{\rho_B} \left( \frac{(\delta_B)_{\bar{c}}}{(\delta_A)_{\bar{c}}} \right)^{|A|} \quad (42)$$

□

### D.2.1 Experiments

$T_{00}^A$	$T_{11}^A$	$T_{00}^B$	$T_{11}^B$	$\nu_0$	Eq. 42 Satisfied	oMAP Acc.	MV Acc.
0.58	0.8	0.8	0.58	0.55	✓	0.8686	0.8686
0.58	0.8	0.8	0.58	0.65	✓	0.8567	0.8567
0.58	0.8	0.8	0.58	0.95	✗	0.9644	0.8438
0.78	0.65	0.65	0.78	0.55	✓	0.8993	0.8993
0.78	0.65	0.65	0.78	0.65	✓	0.8950	0.8950
0.78	0.65	0.65	0.78	0.95	✗	0.9658	0.9058

Table 7: Experiments on synthetic data to check the correctness of Equation 42. Two class of annotators A and B (with  $|A| = 3$  and  $|B| = 4$ ) have two noise transition matrices  $T_A$  and  $T_B$ . As expected, when there is a ✓ the accuracy of MV matches the one of oMAP, showing the empirical correctness of the proposed formulation.

To verify the correctness of Eq. 42 we perform the following experiment: two classes of annotators A and B are presented, each with its own noise transition matrix  $T_A$  and  $T_B$  (diagonal values presented in the Table). Then Condition 42 is used to verify if, with the current data, MV is the optimal solution or not. To check if the results from the condition are confirmed we present the accuracy of MV and oMAP in Table 7. When the condition is satisfied (✓) the accuracy of the two aggregation methods is the same, confirming the correctness of the proposed solution. Since one condition for this theorem is to have  $\rho_A = \rho_B$ , for sake of simplicity, we simply inverted the rows of the noise transition matrices A and B.