

ADV. THEOR. MATH. PHYS.
Volume 00, Number 00, 1–15, 2023

Learning the symmetric group: large from small

MAX PETSCHACK, ALEXANDR GARBALI AND JAN DE GIER

Machine learning explorations can make significant inroads into solving difficult problems in pure mathematics. One advantage of this approach is that mathematical datasets do not suffer from noise, but a challenge is the amount of data required to train these models and that this data can be computationally expensive to generate. Key challenges further comprise difficulty in a posteriori interpretation of statistical models and the implementation of deep and abstract mathematical problems.

We propose a method for scalable tasks, by which models trained on simpler versions of a task can then generalize to the full task. Specifically, we demonstrate that a transformer neural-network trained on predicting permutations from words formed by general transpositions in the symmetric group S_{10} can generalize to the symmetric group S_{25} with near 100% accuracy. We also show that S_{10} generalizes to S_{16} with similar performance if we only use adjacent transpositions. We employ identity augmentation as a key tool to manage variable word lengths, and partitioned windows for training on adjacent transpositions. Finally we compare variations of the method used and discuss potential challenges with extending the method to other tasks.

1. Introduction

Transformer-based AI for mathematics is a fast-developing field. The effectiveness of transformers have been tested on variety of mathematical problems, including arithmetic tasks [14], linear algebra [4], knot theory [11], and pattern recognitions [6].

Inspired by the works [7, 13] our goal is to further investigate whether transformers can efficiently learn group theory, and whether features learned from relatively small training sets are in some sense universal, so that large and more complicated groups can be studied by scaling up.

Motivated by machine learning experiments on the challenging unknot problem [11], we focus on the simpler problem in the context of the symmetric group S_n with the goal of training a transformer to take as input a word from S_n expressed in terms of transpositions, and return a prediction for the corresponding permutation of $(1, \dots, n)$ without hardcoding the action of transpositions. Generalizations and future work may provide insights in the word problem for finitely generated groups (which is of course solved for the symmetric group, see e.g. [9]) and applications to NP-hard computational problems related to exchanges of two consecutive sequences of genes in a genome in comparative genomics [1, 3].

Our aim here thus is to investigate whether S_n can be learned by training on smaller structures such as subgroups $H < S_n$ with $H \simeq S_k$ and $k \ll n$. In this experiment specifically, we develop a method for training a transformer on S_{10} and then have it be capable of predicting permutations from words in the higher order groups S_{16} and S_{25} .

1.1. Related work on symmetric group

The concept of grokking was introduced in [18] where the authors considered simple algorithmic datasets and showed that validation accuracy increases towards perfect generalization long after the training accuracy becomes close to perfect. Despite overfitting early in the training process, continued optimization eventually leads to a transition where the model generalizes. This suggests that the network gradually shifts from memorization to learning the underlying algorithm. One example from [18] is grokking of group multiplication in the permutation group S_5 . For a given pair of permutations a and b the model needs to compute a permutation c such that $a \circ b = c$. Grokking and interpretability of the group multiplication in small permutation groups has been studied in a series of subsequent works [7, 20, 22] (see also [13]). In the present work we also consider a symmetric group problem but in contrast with previous works we ask whether a model is able to generalize from training on S_k data to testing on S_n data with $k \ll n$. Although we have not observed grokking, test accuracy is nearly 100%. At the time of writing it is an open question whether our models have discovered a general algorithm.

Our result is reminiscent of out of distribution (OOD) learning. In mathematical problems OOD learning has been studied in, for example, [5]. We test OOD learning in the context of the symmetric group, using a scalable presentation with general transpositions as group generators, as well as a less scalable, more local approach using only elementary transpositions.

One motivation for this study is to identify an effective machine learning approach to improve on the unknot problem [11].

An important part of earlier works on grokking in symmetric group is analysis of models using mechanistic interpretability. This can be done using different circuit level approaches [8, 10, 15, 16, 19, 23, 24]. Examining activations of individual neurons and intervening in various parts of the network can help us to discover circuits that implement the algorithm. We aim to perform a similar analysis of our models in a future work.

The code used for this project is available on GitHub at [17].

2. Permutations and the symmetric group

Permutation. A permutation is a rearrangement of an ordered set. Here we will consider permutations σ of the set $S = \{1, \dots, n\}$, and use one-line notation $(\sigma(1), \dots, \sigma(n))$ for the permutation $\sigma : S \rightarrow S$ in which each element i is replaced by the corresponding $\sigma(i)$. We denote by Π_n the set of all permutations of a set with n elements.

Symmetric group. The set Π_n can be endowed with a multiplication to form the symmetric group S_n , where the group operation for two permutations σ and τ in the group S_n is the product $\pi = \sigma\tau$ defined by,

$$\pi(i) = \sigma(\tau(i)) \tag{1}$$

For example, for $\sigma = (2, 1, 3)$ and $\tau = (3, 2, 1)$ we find $\pi = \sigma\tau = (3, 1, 2)$ and $\pi' = \tau\sigma = (2, 3, 1)$.

Transposition. A transposition $s_{i,j}$ is a permutation in which elements i and j are interchanged when multiplied on the right,

$$(\dots, \sigma(i), \dots, \sigma(j), \dots) \cdot s_{i,j} = (\dots, \sigma(j), \dots, \sigma(i), \dots). \tag{2}$$

Adjacent transposition. The transposition $s_i := s_{i,i+1}$ that exchanges adjacent elements in a permutation is called an adjacent transposition.

Every group element $w \in S_n$ can be written as a word in terms of products of transpositions,

$$w = s_{i_1, j_1} s_{i_2, j_2} \cdots s_{i_\ell, j_\ell}, \tag{3}$$

where ℓ is the length of the word. A word w acts on a permutation by acting from the right as in (2). This expression is not unique, different factorisations

in terms of transposition may represent the same group element as a result of the relations

$$\begin{aligned} s_{i,j} &= s_i s_{i+1} \cdots s_{j-2} s_{j-1} s_{j-2} \cdots s_i, \\ s_i s_{i+1} s_i &= s_{i+1} s_i s_{i+1}, \\ s_i^2 &= 1. \end{aligned} \tag{4}$$

A word is called reduced if it cannot be written using a smaller number of transpositions.

Adjacent transpositions generate the full symmetric group, and the Coxeter presentation of S_n in terms of adjacent transpositions is given by

$$S_n = \langle s_1, \dots, s_{n-1} \mid s_i s_{i+1} s_i = s_{i+1} s_i s_{i+1}, s_i s_j = s_j s_i \text{ for } |i - j| \geq 2, s_i^2 = 1 \rangle. \tag{5}$$

3. What are we learning?

The experiment reported in this note investigates whether a transformer can learn the symmetric group S_n by training only on subgroups isomorphic to S_m with $m < n$. That is, given a word $w \in S_n$ can the corresponding permutation $(\sigma(1), \dots, \sigma(n)) := (1, \dots, n) \cdot w$ be correctly predicted by a transformer without explicitly hardcoding the group relations (4).

We take two approaches, one in which input words w are factorised using general transpositions as in (3), and one in which only factorisations in adjacent transpositions are allowed. We stress that these two approaches should be viewed as different problems. In the symmetric group literature it is known that decompositions of words into general transpositions and into adjacent transpositions are associated to algorithms of different complexity (see for example [2, 12]).

Variable word length and identity augmentation. The reduced word length ℓ in the factorisation (3) is variable for different elements. It ranges between $\ell = 0$ for the identity element and $\ell_{\max} = n - 1$ for the longest permutation element. If we consider factorisations of words into adjacent transpositions s_i then the maximal word length corresponding to the longest permutation is $\ell_{\max} = n(n - 1)/2$. In order to deal with variable word length we fix $N = \ell_{\max}$ and write each word in unreduced form using N transpositions, i.e. reduced words of length $\ell < N$ are augmented with sufficiently many transpositions that amount to identities under group relations. The transformer will need to learn the group relations.

3.1. General transpositions

Tokenization. We tokenize a word in the symmetric group as an integer tuple corresponding to a factorisation into general transpositions. Let $N \in \mathbb{N}$ be the maximum word length and n the maximum group size. We take the input $\mathbf{x} = (x_1, \dots, x_N)$ to the model as a vector of integers

$$\mathbf{x} \subseteq \mathcal{X}^N, \quad \mathcal{X} = \{0, \dots, n^2 - 1\}, \quad (6)$$

corresponding to a word in S_n via the map $w : \mathcal{X}^N \rightarrow S_n$, where

$$\begin{aligned} w(x_1, \dots, x_N) &= s_{i_1, j_1} \cdots s_{i_N, j_N}, \\ x_k &= i_k - 1 + n(j_k - 1). \end{aligned} \quad (7)$$

so that

$$i_k = 1 + \lfloor x_k/n \rfloor, \quad j_k = 1 + (x_k \bmod n). \quad (8)$$

It is worth noting that there are other possible ways that w could be tokenized, but we observed that the one here works best in our setup.

Training on small subgroups. We trained only on words that permute at most $m < n$ elements and tested on the map $\Phi_N : \mathcal{X}^N \rightarrow \Pi_n$ given by

$$\Phi : \mathbf{x} \mapsto \mathbf{p},$$

where $\mathbf{p} = (p_1, \dots, p_n)$ is the permutation obtained by applying $w(\mathbf{x})$ to $(1, \dots, n)$. In our experiment $n = 25$ and $m = 10$.

In order to train using only information from smaller subgroups, we construct words in S_n that permute at most m elements and represent these as factorised expressions into general transpositions that are element of S_n . This is implemented by first generating a word in S_m represented by a tuple $(\mathbf{i}, \mathbf{j}) = (i_1, j_1, \dots, i_{n-1}, j_{n-1}) \in \{1, \dots, m\}^{2(n-1)}$ according to its factorisation.¹ We then convert (\mathbf{i}, \mathbf{j}) to a tuple corresponding to a word in the larger group S_n by **relabeling** using the map

$$(i_1, j_1, \dots, i_{n-1}, j_{n-1}) \mapsto (\sigma(i_1), \sigma(j_1) \dots, \sigma(i_{n-1}), \sigma(j_{n-1})), \quad (9)$$

with $\sigma \in S_n$ a random permutation of $\{1, \dots, n\}$. The output in (9) is then mapped into input form \mathbf{x} using the inverse of (7).

¹For implementation purposes we generate here unreduced words of length $n - 1$ which is larger than they need to be for S_m .

3.2. Adjacent transpositions

Tokenization. In the case of words that are factorised using only adjacent transpositions,

$$w = s_{i_1} \cdots s_{i_N}, \quad N = n(n-1)/2, \quad (10)$$

with $i_k \in \{0, \dots, n-1\}$ and $s_0 \equiv 1$. We take as input simply $\mathbf{x} = (x_1, \dots, x_N)$ with $x_k = i_k$. In this experiment we take $n = 16$.

Training on small subgroups. A naive attempt to implement training on smaller subgroups S_m is the **window method** which is a modified version of relabeling compatible with elementary transpositions, requiring that the possible transpositions that we choose must be adjacent, i.e we relabel $\{s_1, \dots, s_{m-1}\}$ to $\{s_{k+1}, \dots, s_{m+k-1}\}$ for some choice of k . This naive version of the window method does not perform well in practice when testing on larger groups. The intuition behind this observation is that the window technique fails because the transformer is lazy; instead of learning the larger group, it learns the smaller group and just figure out where the window is.

In order to combat this, we need to make it harder for the transformer to work out where the window is. We do this using a **partitioned window method** that accommodates for multiple windows of different lengths. When generating a word we would first pick a composition of m at random with the restriction that the smallest part is three to ensure inclusion of nontrivial group relations. This composition then provides a multi-window configuration. For example, if $m = 12$ and we pick the composition $12 = 3 + 6 + 3$, then this would give us three windows, one of length six and two of length three. We then pick admissible offsets for each of these windows so that they fit into an interval of length n , allowing them to potentially overlap. Finally, we generate a word using relabeling to elementary transpositions within these windows.

This principle was implemented in a slightly different way for compatibility reasons. First, we generate a word in S_m of length $N = n(n-1)/2$. Let $\mathbf{x} = (x_1, \dots, x_N)$ represent the input form of this word. Then, we generate a composition $\mu = (\mu_1, \dots, \mu_k)$ where $\mu_1 + \dots + \mu_k = m$, representing the possible window sizes, and choose a corresponding set of admissible offsets $O = \{o_1, \dots, o_k\}$. Finally, we generate a set of integers $\{\ell_1, \dots, \ell_N\}$ uniformly at random with $\ell_i \in \{1, \dots, k\}$, and perform the map

$$\mathbf{x} \mapsto (o_{\ell_1} + (x_1 \bmod \mu_{\ell_1}), \dots, o_{\ell_N} + (x_N \bmod \mu_{\ell_N})).$$

In this experiment we take $n = 16$ and $m = 10$.

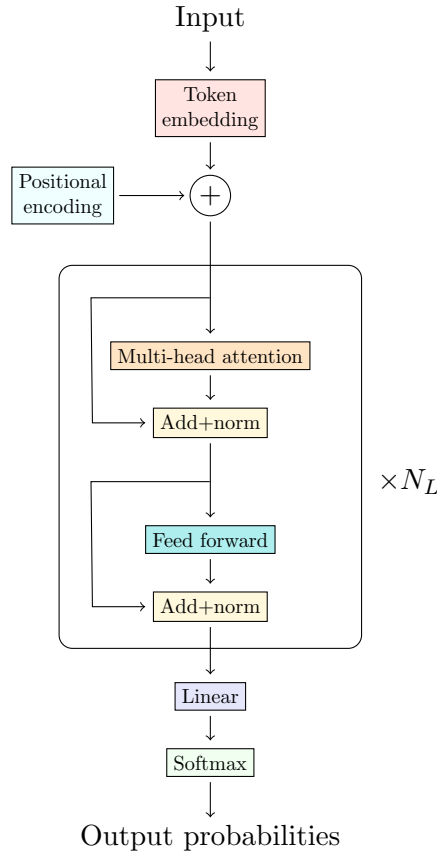


Figure 1. Transformer architecture used in this project

4. Model architecture

4.1. The input step

Given \mathbf{x} as in (6), we construct the input to the transformer (called the context window). It is comprised of \mathbf{x} , plus additional tokens that are used to track the transformer’s progress so far. Let $C \in \mathbb{N}$ denote the length of the context window. The number C depends on the choice of presentation of w — in the case were we use general transpositions $C = N + n$ when the full permutation has been predicted. The context window is then given by

$$M^{(l)}(\mathbf{x}, \mathbf{p}) = (x_1, \dots, x_N, p_1, \dots, p_k).$$

Here $\mathbf{p} \in \mathbb{Z}^k$ with $k \leq n$ denotes the part of the permutation that the model has predicted so far. The model is autoregressive; it predicts a single token of the permutation at a time. This is then fed back into the model (ie. added to \mathbf{p}) until all tokens have been predicted and $k = n$. We initialize \mathbf{p} as $\mathbf{p}_0 = (\Delta)$, where Δ is a special separator token between the word and the predicted permutation.

4.2. The embedding step

Each token has a vector embedding in some high dimensional space, which is learned by the model during training. The dimension of this space is a hyperparameter of the model, and we will denote it by D . Let $T \subset \mathbb{Z}$ denote the set of all tokens, and let $E_T : T \rightarrow \mathbb{R}^D$ be the mapping between the tokens and their embeddings². We then collect all the token embeddings into one $C \times D$ matrix via the mapping

$$M_T^{(E)}(t_1, \dots, t_C) = \begin{bmatrix} E_T(t_1) \\ \vdots \\ E_T(t_C) \end{bmatrix}$$

There is also a second embedding associated with the position of the token, which is a learned $C \times D$ matrix which we will denote with E_P . The position embedding, which does not depend on the input, gets added to the matrix found from the token embeddings. The full embedding step can therefore be written as a single mapping, $M^{(E)} : \mathbb{Z}^C \rightarrow M_{C \times D}(\mathbb{R})$, where

$$M^{(E)}(t_1, \dots, t_C) = M_T^{(E)}(t_1, \dots, t_C) + E_P.$$

5. Results

5.1. Performance

To test performance of our model we measure cross-entropy loss as well as the error for each epoch where

$$\text{error} = \frac{\#\text{incorrect predictions}}{\#\text{test datapoints}}. \tag{11}$$

²In practice, E_T is implemented as a learned $|T| \times D$ lookup table, where the embedding of the i th token is given by the i th row of the table.

Learning the symmetric group: large from small

9

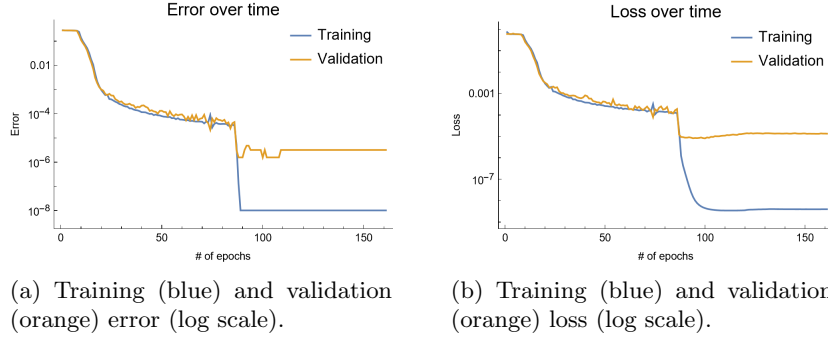


Figure 2. Error and loss for training and validation using general transpositions.

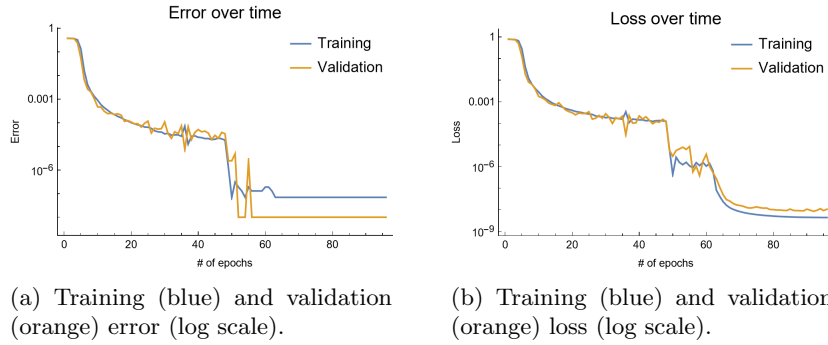


Figure 3. Error and loss for training and validation using adjacent transpositions.

For general transpositions we train on S_{10} and test on S_{25} . We obtained zero training loss and near perfect test performance as shown in Figure 2. For adjacent transpositions, where we expect the complexity to be harder [2, 12]), we tested on S_{16} and obtained similar performance, see Figure 3.

5.2. Interpretation

We have not observed grokking even though validation accuracy is optimal. Figures 4 and 5 depict heatmaps of the self-similarity matrices for the token embedding $M_T^{(E)}$ and position embedding E_P defined in section 4.2. Let A denote E_P with normalized rows, then the matrix depicted in the image is given by AA^T .

10 Max Petschack, Alexandr Garbali and Jan de Gier

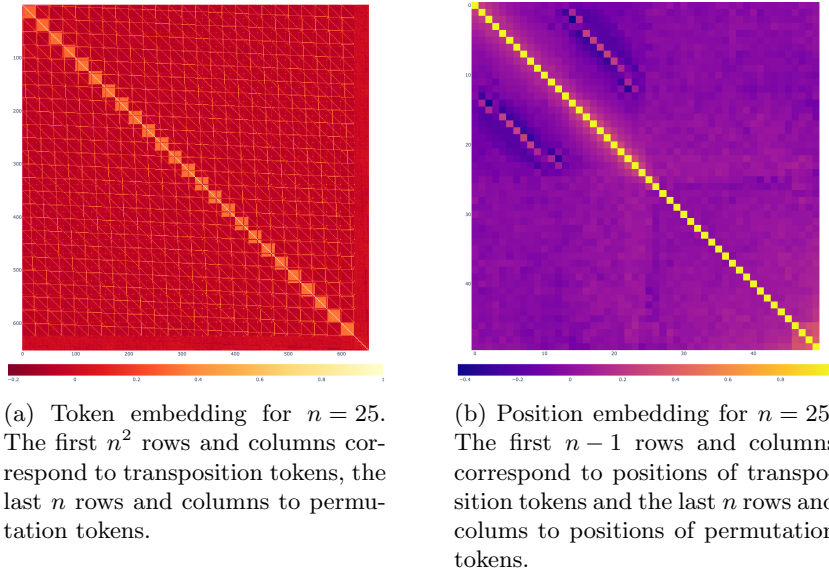


Figure 4. Embedding self-similarity heatmaps for the case of general transpositions.




Figure 5. Embedding self-similarity heatmaps for the case of adjacent transpositions.

We intend to further investigate interpretability of our model, and will simply highlight some preliminary structural observations.

General transpositions. The regular lattice features in Fig. 4a indicate learned high level relationships between generators. The high-intensity lines indicate that the token corresponding to $s_{i,j}$ bears a strong relationship to that corresponding to $s_{i,k}$, and also that the tokens corresponding to $s_{i,j}$ and $s_{j,i}$ are equal. Furthermore, it is clear from the picture that all general transpositions have equal status, i.e. there is no intrinsic order among them.

The regular features in the top left block of Fig. 4b indicate that transpositions in a factorisation (3) align strongly to neighbouring transpositions. We have at the time of writing no good explanations for the high-intensity lines further away from the diagonal.

The bottom right block in Fig. 4b indicates that there is no positional structure among permutation tokens, i.e. permutation tokens are embedded in an unbiased fashion. The off-diagonal blocks simply indicate no relationship between transposition and permutation tokens.

Adjacent transpositions. The token embedding structure for this case in Figure 5a is simple. The position embedding in Figure 5b is more interesting. The somewhat surprising block substructure within the first 120 rows and columns in Figure 5b, corresponding to the positions of transposition tokens in a word, was not always observed in experiments with other group sizes, and it is unclear what meaning, if any, should be attributed to it. Such a substructure was also observed in [21].

6. Discussion

In this paper we report on experiments with training a transformer to predict permutations in S_{25} from factorised words using *general* transpositions, as well as on predicting permutations in S_{16} from factorised words using only *adjacent* transpositions. The reason for taking n smaller in the case of adjacent transpositions is that training time scales proportional to N^2 where N is the maximum word length. The length N is proportional to n^2 for the adjacent case and to n in the general case. We don't however expect the outcomes of our experiments to change for larger n if given more training time.

In both cases we show near 100% accuracy after learning from smaller subgroups isomorphic to at most S_{10} . We use identity augmentation to implement words of varying length.

It is well known that several statistical group properties increase in complexity when using only adjacent transpositions instead of general transpositions. Aside from the difference in maximum word length mentioned above, in our experiment the key difference between the two cases is exhibited mostly in the training design. In the case of adjacent transpositions we introduce the method of partitioned windows to train using only words in S_{10} expressed in terms of adjacent transpositions within each window. This method allows for effective learning through local probing of larger words, akin to local probing of long sequences such as DNA strings.

The symmetric group is one of the most well behaved groups, and we should expect similar learning tasks such as word problems in more exotic groups to be more challenging. Our results in the case of adjacent transpositions are nonetheless promising for such more complex tasks where only local probing is available. We hope, for example, to make progress on the braid group, which is the key algebraic structure to the unknot problem.

Acknowledgments

We warmly thank Persi Diaconis, Paul Kerr and Geordie Williamson for discussions and encouragement. MP was supported by a student summer research scholarship in the School of Mathematics and Statistics at The University of Melbourne. This research was supported by The University of Melbourne’s Research Computing Services and the Petascale Campus Initiative.

References

- [1] V. Bafna and P. Pevzner, *Sorting by Transpositions*, SIAM J. Discr. Math., **11**, 224–240, (1998).
- [2] D. Bayer and P. Diaconis, *Trailing the Dovetail Shuffle to Its Lair*, Annals of Applied Probability, **2**, 294–313, (1992). MR1161056.
- [3] L. Bulteau, G. Fertin and I. Rusu, *Sorting by transpositions is difficult*, SIAM J. Discr. Math., **26**, 1148–1180, (2012).
- [4] F. Charton, *Linear algebra with transformers*, TMLR October 2022, (2022), [arXiv:2112.01898](#).
- [5] F. Charton, *What is my math transformer doing? Three results on interpretability and generalization*, 2nd Workshop on Mathematical Reasoning and AI at NeurIPS’22, [arXiv:2211.00170](#).

- [6] F. Charton, J.S. Ellenberg, A.Z. Wagner and G. Williamson, *PatternBoost: Constructions in Mathematics with a Little Help from AI*, arXiv:2411.00566.
- [7] B. Chughtai, L. Chan and N. Nanda, *A Toy model of universality: Reverse engineering how networks learn group operations*, ICML23: Proc. 40th Int. Conf. on ML, article 248, 6243–6267, (2023), arXiv:2302.03025.
- [8] N. Elhage, N. Nanda, C. Olsson, T. Henighan, N. Joseph, B. Mann, A. Askell, Y. Bai, A. Chen, T. Conerly, N. DasSarma, D. Drain, D. Ganguli, Z. Hatfield-Dodds, D. Hernandez, A. Jones, J. Kernion, L. Lovitt, K. Ndousse, D. Amodei, T. Brown, J. Clark, J. Kaplan, S. McCandlish, and C. Olah, *A Mathematical Framework for Transformer Circuits*, (2021).
- [9] A. Garsia, *The saga of reduced factorizations of elements of the symmetric group*, Publications du Laboratoire de Combinatoire et d’Informatique Mathématique, **29**, (2002).
- [10] J. Gross, R. Agrawal, T. Kwa, E. Ong, C. H. Yip, A. Gibson, S. Noubir, and L. Chan, *Compact Proofs of Model Performance via Mechanistic Interpretability*, ICML 2024 Workshop on Mechanistic Interpretability, (2024), arxiv.2406.11779.
- [11] S. Gukov, J. Halverson, F. Ruehle and P. Sułkowski, *Learning to unknot*, Mach. Learn.: Sci. Technol, **2**, 025035, (2021), arXiv:2010.16263.
- [12] H. Lacoïn, *Mixing Time and Cutoff for the Adjacent Transposition Shuffle and the Simple Exclusion*, The Annals of Probability, **44**(2), 1426–1487, (2016).
- [13] N. Nanda, L. Chan, T. Lieberum, J. Smith and J. Steinhardt, *Progress measures for grokking via mechanistic interpretability*, ICLR 2023 Spotlight, 342, (2023), arXiv:2301.05217.
- [14] R. Nogueira, Z. Jiang, and J. Lin, *Investigating the limitations of transformers with simple arithmetic tasks*, (2021), arXiv:2102.13019.
- [15] C. Olah, N. Cammarata, L. Schubert, G. Goh, M. Petrov, and S. Carter, *Zoom In: An Introduction to Circuits*, Distill, **5**(3), e00024.001, (2020) <https://distill.pub/2020/circuits/zoom-in/>
- [16] C. Olsson, N. Elhage, N. Nanda, N. Joseph, N. DasSarma, T. Henighan, B. Mann, A. Askell, Y. Bai, A. Chen, T. Conerly, D. Drain, D. Ganguli,

14 Max Petschack, Alexandr Garbali and Jan de Gier

- Z. Hatfield-Dodds, D. Hernandez, S. Johnston, A. Jones, J. Kernion, L. Lovitt, K. Ndousse, D. Amodei, T. Brown, J. Clark, J. Kaplan, S. McCandlish, and C. Olah, *In-Context Learning and Induction Heads*, (2022).
- [17] M. Petschack, *Permutations*.
<https://github.com/Midataur/permutations>. Accessed: 2025-02-13.
- [18] A. Power, Y. Burda, H. Edwards, I. Babuschkin, and V. Misra, *Grokking: Generalization Beyond Overfitting on Small Algorithmic Datasets*, (2022) [arXiv:2201.02177](https://arxiv.org/abs/2201.02177).
- [19] P. Quirke and F. Barez, *Understanding Addition in Transformers*, ICLR 2024.
- [20] D. Stander, Q. Yu, H. Fan and S. Biderman, *Grokking group multiplication with cosets*, [arXiv:2312.06581](https://arxiv.org/abs/2312.06581).
- [21] Y.-A Wang and Y.-N Chen, *What do position embeddings learn? An empirical study of pre-trained language model positional encoding*, Proc. 2020 Conf. Emp. Meth. Nat. Lang. Proc., (2020), 6840–6849.
<https://arxiv.org/abs/2010.04903>
- [22] W. Wu, L. Jaburi, J. Drori, and J. Gross, *Unifying and Verifying Mechanistic Interpretations: A Case Study with Group Operations*, (2024) [arXiv:2410.07476](https://arxiv.org/abs/2410.07476).
- [23] S. D. Zhang, C. Tigges, S. Biderman, M. Raginsky, and T. Ringer, *Can Transformers learn to solve problems recursively?*, (2023). [arXiv:2305.14699](https://arxiv.org/abs/2305.14699).
- [24] Z. Zhong, Z. Liu, M. Tegmark, and J. Andreas, *The Clock and the Pizza: Two stories in mechanistic explanation of neural networks*, (2023). [arXiv:2306.17844](https://arxiv.org/abs/2306.17844).

7. Appendix: Technical information

7.1. Model hyperparameters

All runs were trained using AdamW and cross entropy loss. The model is a standard transformer architecture with masked multi-headed attention. A custom attention mask was used, which is discussed later in the appendix. During training, we used a reduce-on-plateau learning rate scheduler with a reduction factor of 0.1 and a patience of 10 epochs.

We used the following hyperparameters for our runs. We made very little attempt to optimise them beyond the first set that worked.

Transpositions	Dataset size	Context length	Vocabulary size
General	8,000,000	50	652
Elementary	16,000,000	136	34

Learning rate	Weight decay	Batch size	Embedding size
0.0003	0.05	1024	402
0.0003	0.05	1024	402

Head count	Block count	FP format
6	5	bf16
6	5	bf16

All the code can be found on our GitHub [17]³.

7.2. Custom attention mask

We would like all the tokens that make up the word to be able to attend to each other, but we also wanted to make sure that the model could not attend to future autoregression tokens. As such, we created the custom attention mask

$$\left[\begin{array}{c|c} \mathbf{1}_{N \times N} & \mathbf{0}_{N \times n} \\ \hline \mathbf{1}_{n \times N} & L_{n \times n} \end{array} \right], \tag{12}$$

where L denotes a lower triangular matrix.

³Transformer code is in the scaling-generator folder. Data generation code is in the fast-data-gen folder.

