

# A Survey of Fuzzing Open-Source Operating Systems

KUN HU, Fudan University, China  
 QICAI CHEN, Fudan University, China  
 ZILONG LU, Fudan University, China  
 WENZHUO ZHANG, Fudan University, China  
 BIHUAN CHEN, Fudan University, China  
 YOU LU, Fudan University, China  
 HAOWEN JIANG, Fudan University, China  
 BINGKUN SUN, Fudan University, China  
 XIN PENG, Fudan University, China  
 WENYUN ZHAO, Fudan University, China

Vulnerabilities in open-source operating systems (OSs) pose substantial security risks to software systems, making their detection crucial. While fuzzing has been an effective vulnerability detection technique in various domains, OS fuzzing (OSF) faces unique challenges due to OS complexity and multi-layered interaction, and has not been comprehensively reviewed. Therefore, this work systematically surveys the state-of-the-art OSF techniques, categorizes them based on the general fuzzing process, and investigates challenges specific to kernel, file system, driver, and hypervisor fuzzing. Finally, future research directions for OSF are discussed. GitHub: <https://github.com/pghk13/Survey-OSF>.

CCS Concepts: • **Security and privacy** → **Systems security**; • **Software and its engineering** → **Software testing and debugging**.

Additional Key Words and Phrases: Operating System Fuzzing, Kernel Fuzzing, File System Fuzzing, Driver Fuzzing, Hypervisor Fuzzing

## ACM Reference Format:

Kun Hu, Qicai Chen, Zilong Lu, Wenzhuo Zhang, Bihuan Chen, You Lu, Haowen Jiang, Bingkun Sun, Xin Peng, and Wenyun Zhao. 2025. A Survey of Fuzzing Open-Source Operating Systems. 1, 1 (February 2025), 45 pages. <https://doi.org/10.1145/nnnnnnnn.nnnnnnnn>

Authors' Contact Information: Kun Hu, huk23@m.fudan.edu.cn, School of Computer Science and Shanghai Key Laboratory of Data Science, Fudan University, Shanghai, China; Qicai Chen, qcchen23@m.fudan.edu.cn, School of Computer Science and Shanghai Key Laboratory of Data Science, Fudan University, Shanghai, China; Zilong Lu, zllu23@m.fudan.edu.cn, School of Computer Science and Shanghai Key Laboratory of Data Science, Fudan University, Shanghai, China; Wenzhuo Zhang, wzhang24@m.fudan.edu.cn, School of Computer Science and Shanghai Key Laboratory of Data Science, Fudan University, Shanghai, China; Bihuan Chen, bhchen@fudan.edu.cn, School of Computer Science and Shanghai Key Laboratory of Data Science, Fudan University, Shanghai, China; You Lu, ylu24@m.fudan.edu.cn, School of Computer Science and Shanghai Key Laboratory of Data Science, Fudan University, Shanghai, China; Haowen Jiang, hwjiang23@m.fudan.edu.cn, School of Computer Science and Shanghai Key Laboratory of Data Science, Fudan University, Shanghai, China; Bingkun Sun, bksun21@m.fudan.edu.cn, School of Computer Science and Shanghai Key Laboratory of Data Science, Fudan University, Shanghai, China; Xin Peng, pengxin@fudan.edu.cn, School of Computer Science and Shanghai Key Laboratory of Data Science, Fudan University, Shanghai, China; Wenyun Zhao, wyzhao@fudan.edu.cn, School of Computer Science and Shanghai Key Laboratory of Data Science, Fudan University, Shanghai, China.

Permission to make digital or hard copies of all or part of this work for personal or classroom use is granted without fee provided that copies are not made or distributed for profit or commercial advantage and that copies bear this notice and the full citation on the first page. Copyrights for components of this work owned by others than the author(s) must be honored. Abstracting with credit is permitted. To copy otherwise, or republish, to post on servers or to redistribute to lists, requires prior specific permission and/or a fee. Request permissions from [permissions@acm.org](mailto:permissions@acm.org).

© 2025 Copyright held by the owner/author(s). Publication rights licensed to ACM.

ACM XXXX-XXXX/2025/2-ART

<https://doi.org/10.1145/nnnnnnnn.nnnnnnnn>

## 1 Introduction

Operating systems (OSs) play a crucial role in the operation of modern computer systems. They are responsible for managing the hardware and software resources of a computer. They serve as the cornerstone for maximizing hardware resource utilization and ensuring software system stability. Specifically, open-source OSs, such as Linux, Android, FreeRTOS, Zephyr, *etc.*, have become particularly favored in most fields like autonomous driving [21, 38], robotics [130], cloud services [92], and Web of Things [99, 153] for the advantages of transparency, customizability, and community-driven innovation, leading to their anticipated dominance in future computer systems.

However, as the scale of open-source OS codebases continues to expand, the security threats they pose have become increasingly alarming, raising significant concerns about the secure operation of software systems. According to National Vulnerability Database (NVD) [115], more than 9,300 vulnerabilities have been discovered in the kernels of mainstream open-source OSs (including Linux, Android, FreeBSD, OpenBSD and Zephyr) since 2004. In particular, the number of vulnerabilities surges to 3,300 in the single year of 2024, an increase that is 10 times higher than the previous year. Similarly, the Common Vulnerabilities and Exposures (CVE) [11] has documented at least 7,600 vulnerabilities in the Linux kernel to date. Among them, NVD has disclosed at least 1,566 high-severity vulnerabilities and 156 critical vulnerabilities that require immediate remediation.

OS-level vulnerabilities are particularly concerning when compared to those in user-level applications. This is because such vulnerabilities can be further exploited, potentially allowing attackers to gain complete control over the OSs [7, 41, 171, 180], leading to irreversible consequences. The staggering number of these vulnerabilities and the malicious outcomes they have caused have attracted significant attention from security researchers. As a result, there is a strong and growing interest in developing effective and efficient techniques to identify and mitigate these potential vulnerabilities, thereby aiding the continuous evolution of open-source OSs. One of the widely used techniques is fuzzing, which was first introduced by Miller et al. [111] in 1990, and has achieved notable success across various domains, *e.g.*, compilers [174], interpreters [67], and open-source software [138].

Fuzzing, also known as fuzz testing, is a technique that involves feeding semi-randomly generated test cases as inputs to the program under test (PUT) to trigger program paths that may contain software vulnerabilities. Over the past decade, fuzzing has become capable of effectively testing complex OS code. This progress has received widespread attention from researchers, who aim to enhance the depth and breadth of OS fuzzing (OSF) by incorporating cutting-edge techniques such as program analysis and deep learning. However, compared to traditional fuzzing, the complex domain knowledge involved in OS makes developing effective and efficient OSF particularly challenging. It not only requires focusing on advancements in fuzzing techniques, but also demands consideration of the inherent complexity and multi-layered interaction of OS. Typically, survey papers play a key role in advancing this field by providing a comprehensive review of the OSF techniques as well as summarizing existing challenges and pinpointing potential directions.

However, to date, there has been no systematic review of OSF. While there are some survey papers on traditional software fuzzing [24, 52, 57, 91, 94, 108, 109, 179, 181, 185], they do not systematically introduce the general steps of OSF, and they also do not highlight the unique challenges that OSF faces compared to traditional software fuzzing. Therefore, to bridge the gap, a systematic review of the state-of-the-art OSF is essential, aiming to provide a comprehensive guideline on this topic.

For the scope of this survey, after conducting a systematic search of state-of-the-art OSF, we observed that the PUT is typically classified into *kernel*, *file system*, *driver*, and *hypervisor* because each of these OS layers present distinct challenges in fuzzing. Specifically, in a highly heterogeneous hardware environment (*e.g.*, for intelligent vehicles), achieving unified resource management within the OS requires the support from *hypervisor*; and vulnerabilities from *hypervisor* can be exploited to

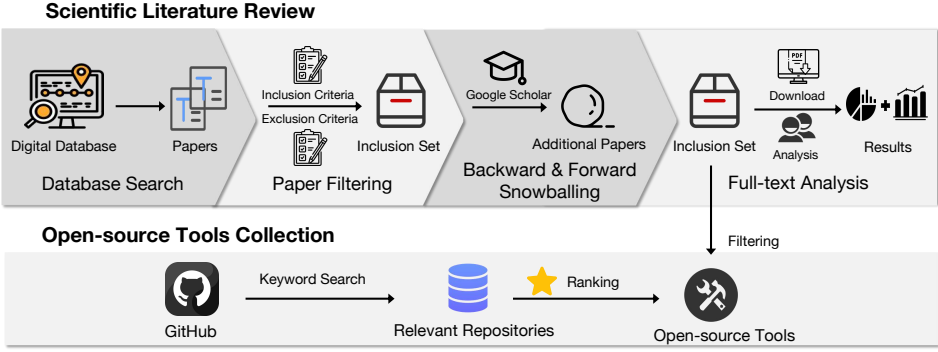


Fig. 1. Our Collection Strategy

launch malicious attacks against the host OS. Therefore, to ensure the completeness of our survey, we also included *hypervisor*, as a component of a generalized OS, within our scope.

To systematically review OSF, we designed a comprehensive search process to identify existing high-quality research materials (see Section 2), including 58 state-of-the-art OSF papers and 4 open-source OSF tools. Through a thorough analysis of these materials, we uncovered the rising trend in OSF research and explained the reasons behind it. Then, we introduced the distinctive features of fuzzing techniques for the four OS layers (*i.e.*, kernel, file system, driver, and hypervisor) from a high-level perspective, and summarized a general workflow of OSF, consisting of three core modules, *i.e.*, *input*, *fuzzing engine*, and *running environment* (see Section 3). By analyzing the control flow and data flow between these modules, we further clarified the fundamental differences between OSF and traditional software fuzzing. Next, we conducted a comprehensive review of the state-of-the-art OSF with respect to seven key steps in the three core modules (see Section 4), aiming to systematically sort out the technological advancements in OSF and the associated complex domain knowledge. Meanwhile, we summarized the unique problems encountered by the four OS layers during fuzzing as well as the corresponding solutions (see Section 5). Finally, based on the findings of our review, we provided four future research directions in the OSF field (see Section 6).

## 2 Collection Strategy and Result

Following [55], we use a scientific and effective collection strategy (see Section 2.1) and present a detailed analysis of the collection result (see Section 2.2) to systematically review OSF.

### 2.1 Collection Strategy

Figure 1 shows our strategy to collect relevant works, assess their quality, and keep updated with the latest publications. We both review scientific literature and collect open-source tools for OSF.

**2.1.1 Scientific Literature Review.** We set the temporal scope of our survey to cover the period from the earliest relevant papers or tools in this field to the present, ranging from January 2015 to August 2024 (*i.e.*, around 10 years). The detailed steps are as follows.

**Database Search.** This step aims to find the potential relevant papers by searching electronic databases. Specifically, we select ACM Digital Library, IEEE Xplore, DBLP and Semantic Scholar as our databases, which are popular bibliography databases containing a comprehensive list of research venues in computer science. Initially, employing “Operating System Fuzzing” as the sole keyword fails to fully capture the existing literature about OSF. Keywords need to focus on the application of fuzzing to operating systems (*e.g.*, Linux, Android, FreeBSD, *etc.*). In addition, keywords should cover the main tested objects in open-source operating systems, such as kernel, file system, driver,

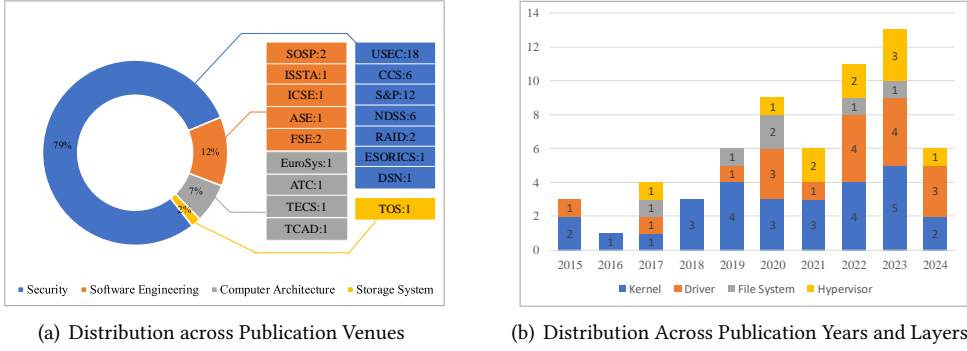


Fig. 2. The Analysis Results of Paper Collection

*etc.* We optimize the search keywords in an iterative manner for the purpose of collecting as many related papers as possible. Our final search keywords are reported as follows. Moreover, our search targets titles, abstracts, and keywords of the papers, since these parts often convey the theme of a paper. Finally, we obtain a total of 56 candidate papers during *database search*.

("Linux" OR "Android" OR "FreeBSD" OR "OpenBSD" OR "Zephyr" OR "Open-source Operating System") AND ("Kernel" OR "File system" OR "Driver" OR "Hypervisor") AND ("Fuzzing" OR "OSF")

**Paper Filtering.** We perform a manual assessment on the 56 candidate papers obtained from our *database search* to ensure their relevance and quality. Specifically, to determine whether each candidate paper is relevant to OSF and has high quality, we analyze the abstracts and introductions of these papers, following the inclusion and exclusion criteria formulated as follows.

- **Inclusion Criteria.** IC1: papers that introduce the process of OSF; and IC2: papers that propose a technique of OSF.
- **Exclusion Criteria.** EC1: survey papers or summary papers; EC2: papers that do not target fuzzing; EC3: papers that do not focus on fuzzing operating system and its components; and EC4: papers that have not been published in top-tier conferences or journals.

Specifically, for EC1, such survey papers are discussed in Section 3.1 for a comparison with our survey; and for EC4, we discuss these top-tier conferences and journals in Section 2.2. Through our manual assessment, we remove 13 papers, resulting in 43 papers.

**Backward & Forward Snowballing.** To reduce the risk of missing relevant papers, we perform both backward and forward snowballing [165] on the 43 papers. In backward snowballing, we check the references in these papers to obtain candidate papers, while in forward snowballing, we use Google Scholar to locate candidate papers that cite these papers. For these candidate papers obtained by snowballing, we also apply the same inclusion and exclusion criteria to identify relevant papers. Finally, we add 15 new relevant papers, resulting in a final set of 58 papers.

**Full-Text Analysis.** We download all the resulting 58 papers, and conduct a full-text analysis to identify the fuzzing target (*i.e.*, the operating system and its components) and the proposed fuzzing technique. After reading all these papers, we classify them to form our survey (see Section 4 and 5).

**2.1.2 Open-Source Tools Collection.** Some open-source tools of OSF have not been published in academic papers, and these tools should not be ignored. Therefore, we use the same search keywords to collect open-source tools whose stars are more than 400 stars on GitHub. We eliminate tools that have been published in academic papers, and select 4 additional open-source tools.

## 2.2 Collection Result Analysis

We analyze the collected papers from three perspectives, *i.e.*, the publication venues, the publication years, and the target OS layers.

**Publication Venues.** Figure 2(a) shows the distribution of all the papers across the publication venues. The 58 papers are published across 17 top-tier venues in four domains, *i.e.*, security, software engineering, computer architecture, and computer storage systems. Specifically, (i) most of the papers, up to 79%, are published in security venues such as *USENIX Security Symposium*, *ACM Conference on Computer and Communications Security (CCS)*, *IEEE Symposium on Security and Privacy (S&P)*, and *Network and Distributed System Security Symposium (NDSS)*; (ii) 12% of the papers are published in software engineering venues such as *ACM Symposium on Operating Systems Principles (SOSP)*, *International Symposium on Software Testing and Analysis (ISSTA)*, and *International Conference on Software Engineering (ICSE)*; (iii) there are 4 papers, accounting for 7%, published in computer architecture venues, one each in *European Conference on Computer Systems (EuroSys)*, *USENIX Annual Technical Conference (ATC)*, *ACM Transactions on Embedded Computing Systems (TECS)*, and *IEEE Transactions on Computer-Aided Design of Integrated Circuits and Systems (TCAD)*; and (iv) since operating system is related to storage system, there is 1 paper published in computer storage system venues (*i.e.*, *ACM Transactions on Storage (TOS)*). It can be conclude that the application of fuzzing techniques to operating systems spans multiple fields of computer science.

**Publication Years and Target OS Layers.** Figure 2(b) presents the number of papers published in each year as well as the distribution across the target OS layers in each year. Overall, the number of OSF papers shows a general ascending trend from 2015 to 2024. It is evident that interest in OSF has been escalating year by year, which indicates increased attention in leveraging fuzzing to uncover deeper security vulnerabilities in open-source OS. Notice that since the papers from 2024 have not been fully surveyed yet, Figure 2(b) only shows the number of OSF publications till August 2024. Moreover, most papers focus on the fuzzing of kernel. Particularly, Google's fuzzing framework Syzkaller [58] launched in 2015. It provides researchers with a foundational kernel fuzzing engine, and has made a substantial impact on kernel fuzzing. However, using kernel fuzzing interfaces (*i.e.*, between user and kernel space) fails to uncover deep security vulnerabilities in other OS layers (*e.g.*, verification chain checks in driver). Therefore, an increasing number of papers realized the necessity of fuzzing other OS layers (*i.e.*, file systems, drivers, and hypervisors) since 2020.

## 3 Overview of OSF

After analyzing existing fuzzing surveys, we employ PUT-based classification for a systematic review of OSF (Section 3.1). Following this classification, we introduce the main tasks of the four OS layer fuzzing (Section 3.2), and provide a high-level overview of the general workflow of OSF (Section 3.3).

### 3.1 Classification Dimension

Existing fuzzing surveys classify the literature by one of the four dimensions, *i.e.*, 1) the amount of information the fuzzer requires or uses (black-, white-, and gray-box) [24, 57, 91, 94, 109], 2) the strategy employed for seed update (mutation- and generation-based) [28, 34, 114, 121, 132, 134, 135], 3) the research gaps of integrating advanced techniques into traditional fuzzing workflows [108, 163, 164, 181, 185], and 4) the PUT [52, 179]. Here, we adopt the fourth dimension as the guiding taxonomy, as the first three dimensions primarily focus on the general study of fuzzing techniques and lack the specificity required for analyzing OSF. In contrast, the PUT-based classification provides a comprehensive framework for systematically reviewing the general workflow of OSF while focusing on the unique challenges posed by the different OS layers (*i.e.*, different PUTs).

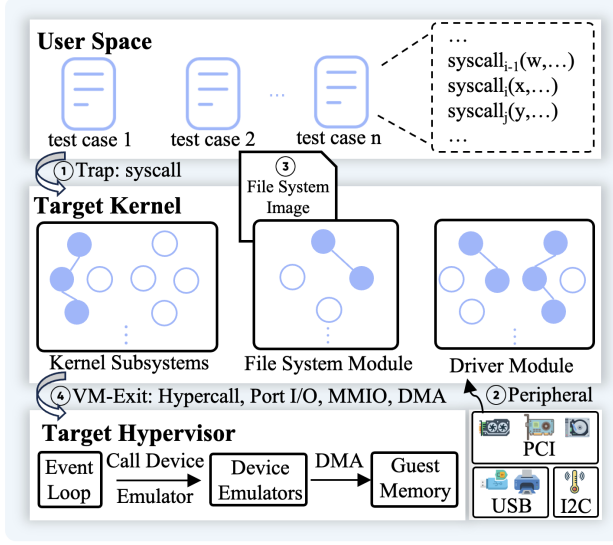


Fig. 3. The Interfaces of Each OS Layer (①, ②, ③ and ④ denote the fuzzing interfaces for Kernel, Driver, File System and Hypervisor respectively; and ① is also the fuzzing interface for Driver and File System).

### 3.2 OS Layers

According to the PUT-based classification we employed, OSF can be categorized into four types, *i.e.*, kernel fuzzing, file system fuzzing, driver fuzzing, and hypervisor fuzzing. Due to the distinct differences in fuzzing approaches across these four OS layers, it is necessary to outline the primary functions of each OS layer and the primary tasks of their respective fuzzing approaches.

**Kernel.** Kernel is one of the most critical systems in an OS because it manages essential resources such as processes and memory for the entire system and provides a unified programming interface for user-space programs to interact with hardware resources. All other system types rely on and operate on top of the kernel. Consequently, vulnerabilities in the kernel can be maliciously exploited, potentially causing significant damage to the systems running on it. As illustrated in Figure 3, to perform kernel fuzzing, a fuzzer triggers the kernel's code paths by switching from user space to kernel space through syscall ① (a.k.a. system call) [87]. Therefore, the core task of a kernel fuzzer is to generate various test cases (referred to as seeds) by combining syscalls provided by the kernel to continuously trigger the kernel's code paths. For example, the darker sequences in Figure 3 denote branches covered by test cases, while the lighter circles denote code blocks yet to be covered.

**File System.** As a core system service within an OS, file system is essential for tasks such as reading, writing, managing, and scheduling files, as well as ensuring data consistency during system crashes. Most file systems, like ext4 [33], XFS [142], Btrfs [129] and F2FS [89], operate within the OS kernel. Therefore, approaches used in kernel fuzzing can be adapted for file system fuzzing. However, approaches based purely on syscalls often yield numerous invalid results because the system state is predominantly influenced by metadata in file system operations. In contrast, operations on regular file data through syscalls like `read()` and `write()` contribute little to identifying file system vulnerabilities. Hence, an effective file system fuzzer typically combines sequences of file operation-related syscalls ① with images ③ where metadata has been changed. As shown in Figure 3, the altered disk image is mounted to the file system's partition using privileged commands [84, 136], becoming the new target for fuzzing. Kernel-provided syscalls are then used to conduct read, write, management, and scheduling operations, facilitating a comprehensive fuzzing of the file system.



**Driver.** Drivers are responsible for communication and control between the user/kernel and hardware devices. They act as the bridge between hardware and OS, managing tasks such as device initialization, data transfer, and interrupt handling, ensuring that user-space applications can interact with underlying hardware [43, 120, 152]. In driver fuzzing, the primary objective is to uncover vulnerabilities in device drivers across the initialization, data communication, and control stages. Since drivers can receive operation requests from both user space and hardware devices, they expose a broader attack surface compared to the kernel or other kernel subsystems [22, 23, 35, 49, 118]. As illustrated in Figure 3, the two main attack surfaces for driver fuzzing are syscalls ① and peripheral interfaces ②. Unlike kernel fuzzers, syscall-based driver fuzzers focus more on syscalls that directly operate on device files, *e.g.*, `read()`, `write()`, `seek()`, `ioctl()`, *etc.*

The peripheral interface can be exploited in two ways, *i.e.*, I/O interception and device configuration. I/O interception involves intercepting access to I/O objects (*e.g.*, DMA, MMIO, and Port I/O) to mutate I/O data, which is then redirected to the target to observe the driver's behavior. Device configuration, on the other hand, simulates peripheral device behavior and injects the simulated data into the I/O channel. In addition, it is worth noting that drivers constitute the largest codebase among kernel subsystems, and exhibit significant variability due to implementations by different vendors. As a result, driver fuzzers often face larger challenges in achieving high coverage, generating diverse test cases, and ensuring fuzzing effectiveness given these characteristics.

**Hypervisor.** In environments with highly heterogeneous hardware, OSs inherently lack the capability to manage and schedule heterogeneous computing resources, such as those used in industries like railways, avionics, and automotive systems [45]. To enable the concurrent execution of multiple OSs while maintaining secure isolation between them in such heterogeneous resource environments [73, 131], hypervisors, *a.k.a.* Virtual Machine Monitors (VMMs), leverage virtualization technique to partition hardware resources (*e.g.*, CPU, memory, and disk space) into multiple virtual partitions [44, 45, 124]. When a guest OS, which runs within a Virtual Machine (VM), accesses or operates hardware devices, it triggers a VM-exit event that transfers these privileged operations to the hypervisor for hardware emulation. Therefore, the objective of hypervisor fuzzing is to accurately emulate the behavior of the guest OS when accessing and operating these virtualized hardware components, which serves as the primary entry point for implementing hypervisor fuzzing trials. As illustrated in Figure 3, the main interfaces involved include I/O channels and hypercalls ④.

To ease the understanding of how to perform hypervisor fuzzing using these interfaces, we introduce the technical background of hypervisors. Technically, hypervisors can be categorized into full virtualization and para-virtualization. In full virtualization, the guest OS is unaware of its virtualized environment. Consequently, when the guest OS attempts to access physical hardware (*e.g.*, memory access), the hypervisor intercepts the request. At this point, the VM triggers a trap and enters a VM-exit state, with the hypervisor assuming a full control of the VM's operations. Subsequently, the hypervisor forwards the memory access request to the Device Emulator, which provides virtualization for Port I/O (input/output port instructions), MMIO (Memory-Mapped I/O for direct memory access), and DMA (for complex and large-scale data transfers). Finally, the Device Emulator returns the virtual memory access interface to the guest OS. In a fully virtualized environment, the I/O channel is more extensively utilized because this technique offers complete hardware emulation. However, this can also lead to more frequent communication overhead.

To facilitate and accelerate communication between the guest OS and the hypervisor, modern hypervisors often support hardware-accelerated virtualization technologies. By introducing specialized instructions (such as `vmcall`) to perform hypercalls, para-virtualization allows OSs to bypass the VM and communicate directly with the hypervisor. Therefore, in addition to the I/O channel, the hypercall interface can also be employed to implement hypervisor fuzzing trials. As a result,

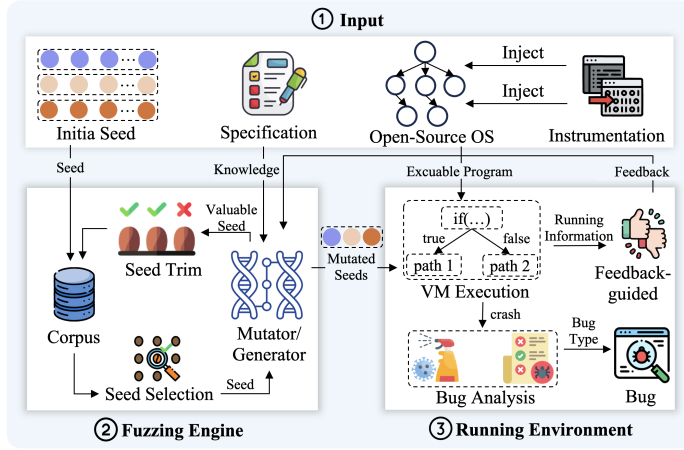


Fig. 4. General Workflow of OSF (It has three modules, *i.e.*, input, fuzzing engine, and running environment).

it is necessary to conduct specialized fuzzing of hypervisors to uncover vulnerabilities related to resource management and security isolation in generalized OSs.

### 3.3 OSF Workflow

We summarize the general workflow of OSF in Figure 4, which consists of three key modules, *i.e.*, *input*, *fuzzing engine*, and *running environment*. Each module is described in detail as follows.

**Input.** There are three types of inputs to be considered in the input module, *i.e.*, initial seed, specification, and target OS. First, the initial seed is the raw material fed to the fuzzing engine, which is initially deposited in a global corpus (*i.e.*, a repository for storing seed candidates) and subsequently used throughout the fuzzing workflow. Second, the specification, which describes the structure and syntax of the seed, is parsed by the fuzzing engine and used to generate new seeds or enhance the quality of the seeds. It is important to note that the use of the specifications is not applicable to all scenarios; it mainly applies to highly structured seeds with documented descriptions of the seed structure [40, 58, 77, 78, 143, 144, 155, 170, 182]. Third, the target OS requires to be instrumented to collect runtime information for feedback analysis and bug monitoring during fuzzing.

**Fuzzing Engine.** The main function of the fuzzing engine is to generate new seeds and wrap them into test cases for the input fed to the executor in the running environment. This module goes through a complete closed loop of seed selection from a corpus, seed mutation and/or generation, and seed trim before storing to the corpus. Specifically, the corpus stores only seeds that have been verified as “high-quality”, where “high-quality” seeds can be defined as the seeds that have triggered bugs [95, 143, 167, 187], the initial seed generated based on tailored rules [145] or specifications [58], or the streamlined seeds after seed trim as they trigger new coverage [119, 143]. Such a consideration stems from the empirical conclusion that mutations based on high-quality seeds usually have more opportunities to move the execution of the PUT closer to trigger bugs [95, 106, 145, 177]. However, even if the corpus always stores high-quality seeds, it is necessary to consider which seeds should be prioritized in order to improve the efficiency of seed mutation. Therefore, seed selection is often adopted to prioritize the seeds in the corpus, and a computation method of seed priority is often devised to ensure that the selected seeds have more chances to reveal new bugs, *e.g.*, PageRank [95], program analysis [37, 167], evolutionary algorithm [66, 145, 170], empirical strategy [58, 170, 177, 187], reinforcement learning [162], *etc.* Then, to continuously generate test cases to automate the whole fuzzing process, seed mutation and/or generation transform and/or generate the seeds in



some way and wrap them into test cases that can be executed by the target OS. For example, seed mutation employs parameter-level bit flips or byte-level replacement to generate seeds based on the high-quality seeds in the corpus. Seed generation builds test case models from the specification to generate new seeds. Finally, to further improve the speed performance of OSF, the generated seed usually requires to be trimmed to reduce its mutation space as well as its execution time, *e.g.*, greedy algorithm [119] and stepwise filtering [66, 134]. The trimmed seeds are then stored into the corpus, and the process is repeated to automatically drive new and high-quality seed generation.

**Running Environment.** The running environment is responsible for feeding the test cases wrapped by the fuzzing engine into the executor. Unlike traditional fuzzing techniques, OSF usually relies on full-virtual environment to avoid as much as possible the effects propagated by OS crashes. In contrast, traditional fuzzing techniques do not fatally affect the entire fuzzing process even if a crash occurs. Therefore, the running environment of OSF is often designed as full-virtual environment that can be quickly recovered, allowing the entire system to be quickly restarted to a known, clean state in the event of a crash [95, 121, 135, 144, 149, 184]. Such a design allows a fuzzer to run thousands of test cases continuously and automatically in an isolated environment without worrying about the potential for lasting damage from individual test cases. Subsequent execution results fall into two categories. If the executor does not crash, the feedback will be collected by the instrumented code, which is used to guide seed mutation of the fuzzing engine to steer the fuzzing towards uncovered program paths. If the executor triggers a crash, the instrumented code records the information and sends it to the bug analyzer. The bug analyzer identifies and categorizes errors, and generates detailed bug reports. Finally, if the fuzzing process is not yet finished, it should be restored to its pre-crash state, and then move on to explore other states of the target OS.

Although there are some similarities with traditional fuzzing in terms of the coarse-grained fuzzing process, the technical challenges and implementation details of each step need to take into account the specificity and complexity of OS, which ultimately makes it show a big difference with traditional fuzzing in terms of the fine-grained details. Therefore, we will elaborate on the technical details and technical distinctions of each step illustrated in Figure 4 in Section 4 and 5.

4 OSF Steps In Detail

OSF differs significantly from traditional fuzzing in technical approach, largely due to the OS’s intricate modular design, its extensive concurrency, and the complex, diverse interaction interfaces connecting user space and hardware with kernel space. These structural complexities create unique challenges for fuzzing, impacting both its effectiveness and efficiency in practical implementations. Thus, we review the details of the three core modules—input, fuzzing engine, and runtime environment—shown in Figure 4, and comprehensively compare the applicability scenarios of various fuzzing techniques.

Table 1. Overview of Fuzzers Sorted by Publication Year.

Fuzzer	Input			Fuzzing Engine			Running Environment	
	OSL	ISG	I.	SS	ST	U.	F.	VTs
Trinity[51]	Kernel	Spec.	-	-	-	Gen.(1)	Code	-
Syzkaller[58]	Kernel	Spec.’	Static	Feedback	Feedback	Mut.	Code	-
KernelFuzzer[113]	Kernel	Spec.	Static	-	-	Gen.(1)	Code	-
DIFUZE[47]	Driver	Spec.’	Static	-	-	Gen.(2)	-	M.,L.,O.
VDF[66]	Hypervisor	Trace	Static	-	Crash	Mut.	Code	M.,C.,L.
KAFL[136]	File System	-	Static+Dynamic	-	-	Mut.	Code	M.
Semfuzz[177]	Kernel	PoC	Static	Distance	-	Mut.	Code	M.
usb-fuzzer[58]	Driver	Spec.’	Static	-	-	Mut.	Code	M.

Fuzzer	Input			Fuzzing Engine			Running Environment	
	OSL	ISG	I.	SS	ST	U.	F.	VTs
Moonshine[119]	Kernel	Trace	Static	Feedback	-	Mut.	Code	M.,C.
FUZE[167]	Kernel	PoC	Static	-	Distance	Mut.	Code	M.
Schwarz et al.[137]	Kernel	Trace	-	-	-	Gen.(1)	Code	C.
Razzer[77]	Kernel	Spec.'	Static	-	-	Mut.	Code	C.
JANUS[172]	File System	-	Static	-	-	Mut.	Code+Cust.	M.,L.
SLAKE[41]	Kernel	PoC	Static	-	Distance	Mut.	-	M.
Shi et al.[146]	Kernel	Spec.'	Static	-	-	Mut.	-	M.,C.,O.
PeriScope[148]	Driver	Trace	Static	-	Feedback	Mut.	Code	M.
Unicorefuzz[106]	Kernel	Pattern	Static	-	-	Mut.	Code	M.
KOOBE[40]	Kernel	PoC	Dynamic	-	-	Mut.	Code+Cust.	M.
Krace[170]	File System	Spec.'	Static	Minimum	-	Mut.	Code+Thread	C.
Hyper-CUBE[134]	Hypervisor	Pattern	-	-	Crash	-	-	M.,C.,L.,O.
Hydra[84]	File System	-	Static	-	Crash	Mut.	Code+Cust.	M.,L.
USBfuzz[123]	Driver	Pattern	Static	-	-	Mut.	Code	M.
Agamotto[149]	Driver	Trace	Static	-	-	Mut.	Code	-
Ex-vivo[126]	Driver	Trace	Static	-	-	Mut.	Code	M.
HFL[83]	Kernel	Spec.'	Static	-	-	Mut.	Code	M.
X-AFL[93]	Kernel	Trace	Static	-	-	Mut.	Code	M.
HEALER[155]	Kernel	Spec.'	Static	-	Feedback	Gen.+Mut.	Code	M.,C.,L.
Rtkaller[143]	Kernel	Spec.'	Static	-	-	Mut.	Code	M.,C.
NYX[135]	Hypervisor	Spec.	Dynamic	-	-	Mut.	Code	M.
V-Shuttle[121]	Hypervisor	Trace	Static	-	-	Mut.	Code	M.,L.
BSOD[107]	Driver	Pattern	Dynamic	-	-	Gen.+Mut.	Code	M.
SyzVegas[162]	Kernel	Spec.'	Static	Feedback	-	Mut.	Code	M.
StateFuzz[182]	Driver	Spec.'	Static	Similarity	-	Mut.	Code+Cust.	M.
GREBE[95]	Kernel	PoC	Static	Minimum	-	Mut.	Custom	M.,O.
MundoFuzz[114]	Hypervisor	Trace	Static	-	-	Mut.	Code	M.,L.
Morphuzz[28]	Hypervisor	Trace	Static	-	-	Mut.	Code	C.,L.
CONZZER[79]	File System	Pattern	Static	Feedback	-	Mut.	Code+Thread	C.
Dr.Fuzz[184]	Driver	Spec.'	Static+Dynamic	-	-	Mut.	Code+Cust.	M.,O.
PrintFuzz[105]	Driver	Spec.'	Static+Dynamic	-	-	Gen.+Mut.	Code	M.,C.
DriFuzz[145]	Driver	Trace	Static	-	-	Gen.+Mut.	Code	M.
Hao et al.[65]	Kernel	-	Static	-	-	-	-	-
KSG[154]	Kernel	Spec.'	Static	-	-	-	-	M.,C.,L.
SyzScope[187]	Kernel	PoC	Static	Feedback	-	Mut.	-	M.
Tardis[144]	Kernel	Spec.	Static	-	-	Mut.	Code	M.,L.
Segfuzz[78]	Kernel	Spec.'	Static	-	-	Mut.	Code+Thread	M.,C.,O.
IRIS[34]	Hypervisor	Trace	Static	-	-	Mut.	Code	M.
FUZZNG[29]	Kernel	Pattern	Static	-	-	Mut.	Code	M.
ACTOR[53]	Kernel	Trace	Static	-	-	Gen.(2)	Code	M.,L.
SyzDescribe[64]	Driver	Spec.'	-	-	-	-	-	-
DEVFUZZ[168]	Driver	Pattern	Static+Dynamic	-	-	Mut.	Code+Cust.	M.,L.,O.
Syzdirect[159]	Kernel	Spec.'	Static	Distance	Distance	Mut.	Code	-
ReUSB[74]	Driver	Trace	Dynamic	-	-	Mut.	Code	M.
DDRace[178]	Driver	Spec.'	Static	Feedback	-	Mut.	Code+Thread	M.,C.
VDGUARD[101]	Hypervisor	Trace	Static	-	-	Mut.	Code	M.,L.
ViDeZZo[98]	Hypervisor	Trace	Static	-	-	Gen.+Mut.	Code	M.
Lfuzz[100]	File System	-	Static	-	-	Mut.	Code	M.,L.
KernelGPT[175]	Kernel	Spec.'	Static	-	-	Mut.	Code	M.,O.
BRF [70]	Kernel	Spec.'	Static	-	-	Gen.+Mut.	Code	M.,C.
MOCK [169]	Kernel	Spec.'	Static	Feedback	Feedback	Gen.+Mut.	Code	M.,C.
SATURN[173]	Driver	Spec.'	Static	Similarity	-	Gen.+Mut.	Code	M.,C.,I.

Fuzzer	Input			Fuzzing Engine			Running Environment	
	OSL	ISG	I.	SS	ST	U.	F.	VTs
Syzgen++[39]	Driver	Spec.	Static	-	-	Gen.	Code	M.,C.,I.
VIRTFUZZ[71]	Driver	Trace	Static	-	-	Mut.	Code	M.,L.
HYPERPILL[30]	Hypervisor	Pattern	Static	-	-	Mut.	Code	M.

A “-” means it is irrelevant, not mentioned, or unclear in detail. **OSL** is the abbreviation of OS Layer. **ISG** is the abbreviation of initial seed generation. **I.** is the abbreviation of instrumentation. **SS** is the abbreviation of seed selection. **ST** is the abbreviation of seed trim. **U.** is the abbreviation of update. **F.** is the abbreviation of feedback. **VTs** is the abbreviation of vulnerability types: **M.** is the abbreviation of Memory Violation Bug. **C.** is the abbreviation of Concurrency Bug. **L.** is the abbreviation of Logic Bug. **O.** means Privilege Protection Bug, Processor Exception, or Data Integrity Bug.

#### 4.1 Initial Seed Generation

Initial seed generation focuses on how to generate seeds at the beginning of OSF, which can be categorized into four types based on the input provided to the fuzzer: Pattern-, Specification-, Trace-, and Poc-based initial seed generation approach. As shown in Table 1, these categories are listed under the column “ISG”.

**4.1.1 Pattern-based.** In early research, traditional fuzzer tools or random number generator like AFL [88], Honggfuzz [157], TriforceAFL [60], libFuzzer [125], and PRNG (a pseudo-random-number generator) [75] were extended to a initial seed generator for OSF. Their approaches in initial seed generation are classified as pattern-based methods because they involve defining patterns of data structures, interaction behaviors, or input formats for another new PUT within their original fuzzing framework. The process typically requires creating a file that these tools can recognize, leveraging domain knowledge to define the patterns used for interacting with the new PUT. For instance, in AFL, this could involve a predefined input format for kernel fuzzing (an initial syscall sequence) or I/O operations that simulate device behavior in driver fuzzing.

Therefore, to fuzz driver, fuzzers like USBFuzz [123], DEVFUZZ [168], and BSOD [107] have extended AFL to generate device inputs (such as vendor IDs and communication data). These fuzzers generate initial seeds based on interaction patterns between drivers and devices, which are then passed to the respective drivers to simulate realistic hardware behavior in response to driver read requests. For kernel fuzzing, other fuzzers (such as CONZZER [79] and TriforceAFL) extend AFL to generate random syscall sequences, aiming to uncover vulnerabilities within the kernel and its subsystems. FUZZNG [29] utilizes libFuzzer to generate random bytes, translating them into valid syscall sequences. Unicorefuzz [106] uses AFL to produce binary instructions to fuzz kernel ported to user space. In hypervisor fuzzing, fuzzers such as [28, 30, 101, 134, 135] utilize libFuzzer, PRNG, or AFL to generate initial bytecode sequences (initial seed). Although OSF can be achieved through extensions and customizations of open-source fuzzing tools, these methods often neglect syntactic and semantic constraints between seeds, leading to the problem of high randomness and inefficiency in fuzzing.

**4.1.2 Specification-based.** Specifications are a type of document that describes meta information for seeds, including details such as seed types, names, parameter types, and value ranges. Therefore, initial seed generation methods based on specifications require the construction of a dedicated specification for the PUT to guide the generation of the initial seed, ensuring it meet basic syntactic rules. Since the data structures for I/O communications are implemented by third-party vendors and are commercially protected, and existing fuzzing tools only construct specifications for syscalls, current specification-based initial seed generation methods are primarily applicable to scenarios where syscalls are used as seeds [78, 119, 170].

Early popular kernel fuzzing frameworks like Trinity [51] and KernelFuzz [113] use this approach. Trinity relies on hard-coded rules to produce initial syscall sequences, such as creating a list of file descriptors and annotating arguments with valid or near-valid data types and values. It is suitable for scenarios focusing solely on random syscalls generation [137, 170], but it is less adaptable to kernel changes [119]. Although KernelFuzz considers detailed syscall specifications during fuzzing process, its adaptability and extensibility are challenged by random mutation strategies.

To build diverse and accurate syscalls, Syzkaller [58] uses a structured description language called syzlang [59] to record syscall declarations, providing more semantic information during initial seed generation. As shown in Table 1, fuzzers with spec.-based initial seed generation use Syzkaller as foundational infrastructure for initial seed generation, allowing them to focus on enhancing the effectiveness of other steps, such as seed selection [162, 178], seed trim [64, 143, 184], mutation strategy [143, 155, 170, 184], feedback optimization [78, 79, 143, 146, 162, 170, 172, 182, 184], and monitor enhancement [77–79, 170]. Additionally, to improve the quality of the initial seed generated by Syzkaller, [47, 64, 70, 83, 105, 154, 159, 169, 178] extract entry points and infer dependencies of syscall using program analysis techniques, manual analysis based on domain knowledge, and neural network model. Another work, KernelGPT [175], employs LLM to construct syzlang, enabling Syzkaller to generate Syzlang language for the newly merged code in the Linux mainline.

**4.1.3 Trace-Based.** To avoid the complex construction of specifications, Trace-Based generation uses real applications or devices as trigger engines to create initial seed sequences based on intercepted data structures. Some studies intercept syscall sequences [53, 74, 93, 119, 137], I/O communication [28, 71, 98, 101, 114, 121, 126, 145, 148, 149], or driver operations [34, 66, 74] to generate initial seed. This approach ensures that the initial seeds are real and effective, enhancing the fuzzer's flexibility and portability. However, a key limitation is the lack of usage specifications for critical structure of seed, which may render them ineffective during arbitrary seed mutations, thereby limiting the depth of testing. Trace-based initial seed generation techniques can be implemented through software, hardware instrumentation, or third-party tool like STRACE [5], Wireshark [17] and USBMON [82], and Flush+Reload [62, 176].

**4.1.4 PoC-Based.** In addition to the previously mentioned methods, PoC-based approach generate the initial seed through taking a PoC or bug report as input, where the PoC or bug report can be acquire in CVE [11], Linux git logs [16], and bug description posted on forums and blogs [13–15]. This method generally focuses on the field of OS bug exploitation or homogeneous vulnerability exploration, such as FUZE [167], KOOBE [40], Syzscope [187], GREBE [95], SLAKE [41] and SemFuzz [177]. The fuzzers employ program analysis techniques, such as taint analysis [95, 187], static analysis [41] and symbolic execution [40, 167], to identify critical objects in the kernel that behave similarly to the bug. These techniques then generate initial seeds using syscalls and parameters that can reach these critical objects. Another study, SemFuzz [177], uses Natural Language Processing (NLP) to extract vulnerable functions, vulnerability types, critical variables, and syscalls from CVEs and bug reports. It then uses Syzkaller to precisely generate syscall sequences that bring the execution of the target kernel closer to the vulnerable function.

## 4.2 Instrumentation

Instrumentation inserts probes into a program to collect runtime information from the PUT while preserving its original functionality and logical structure [69, 72]. By analyzing and processing this runtime data, insights into the program's control and data flow can be acquired. Consequently, this allows for intercepting data sending to PUT, the calculation of coverage metric and the monitoring of bugs. Such data then guides the fuzzing process towards more sensitive and potentially critical code paths.

Unlike userland fuzzing, performing instrumentation in kernel space using built-in compiler tools such as GCC Coverage (Gcov) [56] and Address Sanitizer (Asan) [139] in gcc or clang/llvm is impractical due to the large scale and complexity of the modern OS kernel. Consequently, researchers have developed two instrumentation approaches for operating systems.

**4.2.1 Static Instrumentation.** Static instrumentation typically involves inserting probe programs into the source code or intermediate representation code. Open-source operating systems offer a rich set of tools for static instrumentation, such as KCOV [161], KASAN [97], *etc.* These tools are well-suited for OSF due to their advantages of being easy to use, having relatively low overhead, being customizable, and providing strong support for Unix-like operating systems. For instance, Syzkaller [58] compiles KCOV and KASAN into the kernel to guide OSF based on collected code coverage and detects memory-related bugs. Note that KCOV and KASAN were introduced in Linux versions 4.6 and 4.0, respectively. For older versions of Linux, SemFuzz [177] implemented the porting of these tools.

However, built-in kernel instrumentation tools are not always effective in certain scenarios. For example, challenges arise in thoroughly exploring the program state space, handling thread interleaving for concurrency errors, and performing directed fuzzing. Some studies have addressed these specific challenges by extending existing compiler tools to implement fine-grained program analysis and targeted instrumentation. For example, coverage-guided fuzzers often discard test cases useful for exploring potential program states (*i.e.*, values of all program variables, virtual memory, and registers) if these test cases do not trigger new code paths. To overcome this challenge, StateFuzz [182] introduces a new feedback metric called state coverage and uses the static instrumentation tool LLVM SanCov to collect program state information, and then fine-tune the execution direction of coverage-guided fuzzers. In the context of concurrency error detection, fuzzers such as DDRace [178], Krace [170], SegFuzz [78], CONZZER [79], and Razzer identify customized thread coverage metrics to explore potential code areas for data races through the LLVM suite. For directed fuzzing, GREBE [95] uses LLVM Analysis and Pass to track taint propagation paths in the program to identify critical objects. Tardis [144] addresses the unavailability of KCOV in embedded operating systems (*e.g.*, UC/OS, FreeRTOS, *etc.*) by leveraging Clang's SanitizerCoverage and thus proposes an efficient coverage collection callback.

**4.2.2 Dynamic Instrumentation.** Dynamic Instrumentation, or Dynamic Binary Instrumentation (DBI), happens while the PUT is running. Although DBI have a higher runtime overhead compared to static instrumentation, its increased flexibility makes it useful for kernels without built-in instrumentation tools or for earlier versions of the Linux kernel. DBI solutions are generally categorized into hardware-assisted and software-assisted techniques. We review and summarize the application scenarios for both types of solutions below:

**Hardware-Assisted Solution.** Hardware-assisted DBI (*e.g.*, Intel Processor Trace [85, 86] and ARM CoreSight [19]) leverages special CPU features to trace the execution and branch information of a program. Note that hardware-assisted DBI records the execution paths rather than code coverage, but the detailed execution path information can be used to infer runtime coverage. Intel and ARM offer similar features; the former is suitable for testing kernels, drivers, file systems, and hypervisors in virtualized environments, while the latter is mainly used in embedded systems and mobile devices. However, ARM's tracing functionality is not mandatory for ARM CPUs, making it inapplicable to commercial Android devices [48].

In the collection of driver fuzzing feedback, KCOV fails to gather complete execution information for the driver validation chain because the debugfs files that expose KCOV coverage information are not yet available. This step typically includes hardware detection, resource allocation, and initial setup. Although it may not be as complex or extensive as the fully operational kernel code,

it remains critical for system security and stability because attackers might exploit them before the system fully boots.

To overcome this problem, Dr.Fuzz [184], PrIntFuzz [105], DEVFUZZ [168], and KAFL [136] leverage Intel PT to track the execution flow during the driver initialization phase. They then switch back to KCOV to obtain precise coverage information, which can effectively enhance the depth of driver fuzzing through combining the strengths of both methods.

**Software-Assisted Solution.** Software-assisted DBI refers to the dynamic injection of binary instructions during program execution using software breakpoints or binary rewriting techniques. This strategy is more flexible and generally applicable to devices without specific hardware support. For example, while ARM CoreSight is effective, it is difficult to apply to the commercial Android OS. Thus, this strategy should be treated with a grain of salt due to concerns about throughput and flexibility, as software-assisted DBI typically incurs a higher runtime overhead.

DBI software frameworks commonly used for OSF include Frida [127], Valgrind [116], and INT 3 software breakpoints [61]. Frida replaces an instruction in the debugged program with another instruction that stops the program and triggers a breakpoint handler function, allowing tracking of executed code blocks. Valgrind monitors applications on Linux through a virtual machine environment for focusing on analyzing memory usage and race condition errors. For instance, Chizpurple [48] leverages the DBI framework Frida and the Linux syscall ptrace to collect basic block coverage on real Android devices and uses Valgrind to monitor memory leaks and race conditions. INT 3 is an instruction in the x86 and x86-64 architectures that is used to trigger debug interrupts. Specifically, it obtains the execution flow information of the PUT by replacing the basic block jump instruction or the conditional control flow instruction after disassembling the binary PUT (e.g., Capstone [117]) into a control flow graph. Eventually, the code coverage calculation for binary PUTs can be realized by integrating a modified Syzkaller's KCOV module or AFL's coverage calculation module. For example, BSOD [107] connects to the VM using the introspection APIs, collects program control flow information by pausing the VM and replacing the first byte of the control flow instruction with the 0xcc instruction (INT 3).

### 4.3 Seed Selection

Seed selection selects the relatively “valuable” seeds from the corpus for subsequent mutation. This step is particularly important because the selected seeds directly determine the subsequent direction of the fuzzer. Hence, most research focuses on how to reduce the search space for seed selection and how to choose effective seeds. Although there has been some optimization work on seed selection in userland fuzzing [128, 166, 183], these methods cannot be directly applied to operating systems due to the huge code base and various interaction interfaces. To obtain the most “valuable” seeds each time, some fuzzers specifically designed for OSF (especially those using syscalls as the interaction interface) have proposed various seed selection strategies.

**4.3.1 Minimum Frequency.** Past practices have proven that executing rarer code paths helps test extreme situations and makes it easier to expose bugs [25, 90]. Therefore, the Minimum Frequency principle refers to selecting the least frequently used seeds for the next round of fuzzing. Although this strategy is not optimal, its simplicity and effectiveness can achieve fuzzing objectives. For example, Krace [170] selects the two least used seeds each time and merges them into two different threads to explore data race errors. GREBE [95] employs the PageRank [27] algorithm to eliminate popular kernel objects, as testing these extensively explored objects often makes it harder to find bugs. This method is simple and efficient, and it can further reduce the search space for seed selection. However, seeds selected based on the minimum principle are not suitable for directed



fuzzing of specific OS objects or vulnerabilities, as directed fuzzing typically focuses on a narrower range of code paths rather than rare paths.

**4.3.2 Feedback-guided.** A more straightforward principle is to select seeds that contribute the most to overall code coverage. For example, Syzkaller [58] is the first kernel fuzzer to guide seed selection using code coverage feedback, and it selects the seed with the largest relative coverage increase from corpus each time to be used in the next round of seed mutation. It is worth noting that the Syzkaller-based fuzzers in Table 1 imply that they inherit Syzkaller’s strategy if they innovate for seed selection and seed trim. Moonshine [119] prioritizes seed selection based on code coverage in descending order, ensuring that each selected seed is most beneficial for improving global coverage. HEALER [155] selects a syscall from the corpus that is ‘relevance’ to the current syscall sequence and inserts it into the sequence. This ‘relevance’ is determined based on a syscall relation table preconstructed using coverage growth information from historical seeds, where an entry of 0 indicates no relation and 1 indicates a relevant relationship. During selection, HEALER leverages a predefined randomness parameter  $\alpha$  to balance between exploitation (weighted selection based on the relation table, prioritizing syscalls that influence the current sequence) and exploration (random selection, disregarding the relation table). Syzvegas [162] proposed a novel reward mechanism and used the Multi-Armed Bandit (MAB) algorithm to dynamically adjust the selection probability of seeds, prioritizing those that bring higher coverage and lower time costs for mutation, thus ensuring the selected seeds contribute to overall coverage improvement. Similarly, MAB is also utilized by MOCK [169] to dynamically schedule the selection of seeds with higher coverage and within the time overhead. In addition, MOCK combines the context-aware dependency relation constructed by the neural network model on the basis of these seeds that trigger high coverage to select more compact seeds from the corpus each time, resulting in the selection of seeds with both kernel state and the ability to improve the coverage metric.

Futhermore, in order to better guide fuzzing towards the target site (*i.e.*, specific OS object or vulnerability), one principle is to customize feedback metrics for the target site to direct the evolution of seed selection. For instance, CONZZER [79] and DDRace [178] designed thread interleaving feedback metrics tailored for data race bugs. They select seeds from the corpus that trigger more of these custom feedback metrics for each new round of mutation. Syzscope [187] defines high-risk impact and prioritizes selecting candidate seeds that expose this impact through KASAN. This type of seed selection strategy can constrain the evolution direction of the seeds to always point towards the target site. The principle of tailored feedback can effectively guide the direction of seed selection, but it requires researchers to carefully design and accurately calculate feedback metrics. Otherwise, the fuzzer may struggle to approach the target site, resulting in ineffective overhead.

**4.3.3 Shortest Distance.** Another seed selection strategy for directed fuzzing is the shortest distance principle. Specifically, this strategy requires researchers to first construct a call graph for kernel objects and then use the distance to the target site as the primary criterion for seed selection. Semfuzz [177] is the first fuzzer in the OSF to use the shortest distance principle for seed selection. It constructs the call graph by modifying GCC to collect call information during kernel compilation, and it uses the inverse of the distance from each candidate input’s reachable functions to the vulnerable function as the priority. It selects the highest priority input for mutation each time. However, since Semfuzz’s target site is limited to PoC-related vulnerable functions, it cannot fully execute OSF. SyzDirect [159] employs static analysis to comprehensively identify interesting target sites within the kernel, constructs seed templates for reaching these sites, and combines the shortest distance principle to guide seed selection for directed fuzzing.

Seed selection based on the shortest distance principle is the most straightforward way to achieve directed fuzzing, but it also has the problem of not accurately determining which inputs can actually

reach the target location. Consequently, it still wastes time on test cases that do not reach the target, leading to a waste of resources [68, 186]. A good practice, Syzdirect [159], is to construct a template that describes the details of the seed composition for the target site, including function types, parameters, *etc.* This template can be used to verify the direction of seed evolution. Therefore, when the fuzzer gets stuck in ineffective local mutations, the template can guide the fuzzer to directly remove the seed from the corpus, helping it to escape the local mutation predicament. Hence, regardless of which of the above principles is adopted, it is best to consider a direction correction method when designing the seed selection strategy, continuously verifying whether the selected seeds are effectively moving towards the target site.

**4.3.4 Similarity Clustering.** The similarity clustering approach groups or classifies seeds based on their shared features and assigns selection probabilities to each category according to fuzzing target. Methods such as minimum frequency, feedback-guided, and shortest distance inherently belong to metric feedback-based seed selection strategies, which prioritize early exploration of seeds that enhance specific metrics. However, these methods are prone to local optima and struggle to adapt to collaborative fuzzing scenarios requiring integrated multi-input interactions. To mitigate these issues, StateFuzz [182] clusters seeds with similar characteristics and ensures equal probability for selecting seeds across different clusters, thereby alleviating local optima. Furthermore, SATURN [173] categorizes the corpus by device functionality (*e.g.*, printers, keyboards, storage devices) and dynamically selects seeds that enable host-device interaction based on the currently attached device type, preventing potential seed interaction conflicts during collaborative testing. Existing similarity clustering-based methods focus predominantly on clustering or classification, often employing random selection probabilities across categories. While they address challenges like local optima and collaborative testing, they still risk overlooking "valuable" seeds.

#### 4.4 Seed Trim

Seed trim, also known as seed minimization, removes parts of the seed that do not contribute to the fuzzing objectives—such as researcher-defined feedback, vulnerability discovery, or proximity to the target site—while maintaining stable coverage [18, 88, 122]. For example, removing syscalls in a syscall sequence that do not contribute to defined targets or shortening the length of argument. Seed trim is considered a critical step in ensuring fuzzing efficiency, as redundant seeds waste computational resources that could be used to thoroughly explore code regions. Since the problem of seed minimization has been proven to be NP-hard [128], existing OSF approaches typically use three types of heuristic principles to address the seed minimization problem: feedback-based, distance-based, and crash-based principles. Table 1 shows fuzzers that optimize Seed trim, with '-' symbols indicating studies that do not explicitly mention optimization strategies.

**The feedback-based principle** focuses on identifying seed sets that enhance feedback metrics, such as coverage, while simultaneously removing ineffective seeds. This approach requires consideration of two key aspects: 1) promptly eliminating seed sets that do not contribute to coverage improvement; and 2) simplifying the contributing seed sets by removing individual seeds that do not aid in coverage enhancement. Some works [58, 148, 155, 169] evaluate the "value" of seeds by executing the seed set (a syscall sequence) in the corpus. If the syscall sequence does not contribute to coverage improvement, it is directly removed from the corpus; if it does improve coverage, the shortest contributing sequence is further extracted (*i.e.*, by removing individual non-contributing syscalls). While the principle behind this method is straightforward and intuitive, its efficiency is a significant concern due to the vast search space and the current lack of a method to quickly identify individual ineffective seeds [74, 162].

**The distance-based principle** aims to address the challenges of directed fuzzing [41, 64, 167]. It computes the reachable distance to the target site by constructing call graphs or creates seed templates that trigger the target site to filter out irrelevant seeds. This principle can reduce unnecessary exploration space due to the higher directional. However, it may not fully capture dynamic execution paths and runtime behaviors, affecting the accuracy of the filtering results. Additionally, the paths to the target site can be highly complex and dependent on multiple uncertain factors, causing some important seeds to be mistakenly filtered out [68, 186]. Therefore, this method requires removing kernel objects outside the target site range to improve call graph construction efficiency and carefully extracting dependencies between seeds to ensure the accuracy of the minimization process.

**The crash-based principle** is applied after a crash is discovered, iteratively removing seeds that do not contribute to the crash by preserving the state of each seed generation and using seed replay. This method aims to increase the probability of crash reproduction but can also remove seeds with potential dependencies, leading to inconsistencies between the paths triggered by the minimized seeds and the original ones [74].

#### 4.5 Seed Update

Generation- and mutation-based are two common methods for seed updating [109, 156]. In OSF, seed update strategies focus more on mutation-based methods or a combination of both to enhance the depth of OS fuzzing. In this section, we will outline and review the application of these three strategies in OSF.

**4.5.1 Generation.** The seed update strategy based on generation requires predefining seed usage rules to guide the generation of at least syntactically correct seeds. This method is particularly suitable for seeds that are structured, limited in number, or challenging to mutate accurately. Consequently, it is often applied in syscall-based (kernel) and I/O data-based (driver) fuzzing. In kernel fuzzing, generation-based operating system fuzzers [51, 113, 137] define a seed usage template based on the syntax of syscalls (e.g., Gen.(1) in Table 1). This template specifies the name, type, argument types, and value ranges for each syscall, thereby providing the fundamental elements for seed updates.

Another generation-based fuzzers ((e.g., Gen.(2) in Table 1)) extracts seed models that trigger target program sites to enhance the accuracy of directed fuzzing. For example, DIFUZE [47] uses static analysis to extract structural models of user space and driver interactions, enabling the construction of precise syscalls and parameter data structures for the target driver code. ACTOR [53] designed a flexible domain-specific language (DSL) to express and encode various vulnerability templates. These templates describe the triggering conditions for specific types of vulnerabilities, such as memory access errors and reference counting errors. Specifically, ACTOR records memory operations (referred to as “actions”) during the fuzzing process based on vulnerability templates and attempts to recombine and rearrange these actions to generate new seeds that are more likely to trigger vulnerabilities.

**4.5.2 Mutation.** Mutation-based strategies require designing multiple mutation algorithms (mutators) to update seeds. Unlike userland fuzzing, constructing complete syscall templates and accurate kernel seed models is often time-consuming and error-prone. Therefore, most operating system fuzzer tend to adopt mutation-based update strategies to explore deeper code paths. Mutation object can be classified into four categories: Syscall, Argument, Thread, and Other.

**Syscall.** Syscall mutations are used in fuzzers that interact via syscalls, including adding, deleting, replacing, and reordering syscalls. Adding involves inserting an additional syscall into an existing syscall sequence, such as inserting a read between `ioctl` and `write`. Deleting involves removing

a syscall from the sequence, for example, removing a write after a read instead of removing the read before the write. Replacing refers to substituting a commonly used resource, such as replacing the `ioctl` interface. Reordering involves randomly changing the order of one or more syscalls. Fuzzers (such as Razzer [77], HEALER [155], etc.) use Syzkaller as a mutation engine typically employ this method as a fundamental mutation operator. Early Syzkaller mutated syscalls in a randomized manner, which tended to ignore the dependencies between syscalls, resulting in the mutated syscall sequences becoming invalid. Therefore, some fuzzers [65, 119, 155] focus on analyzing and extracting dependencies between syscalls to reduce the likelihood of syscall sequences becoming invalid after mutation.

**Argument.** Argument mutation refers to performing mutation operations such as bit flip, byte reservation, byte replacement, and buffer fulfillment on syscall arguments and API arguments provided by the Hypervisor for testing (e.g., the QTest framework used to support QEMU unit testing [12]). Bit flip is a commonly used mutator for argument mutation, enabling quick argument changes by flipping specified or multiple random bits. Another mutator performs reservation and replacement on random bytes or variables [84, 100, 172]. Despite the simplicity and ease of use of this method, its randomness limits the effectiveness of the fuzzer. Therefore, a more stable approach is to retain or completely replace the values of known mutable bytes or variables. For instance, GREBE [95] reserve or replace the argument based on the original PoC in order to trigger more similar vulnerabilities. In addition, buffer fulfillment can be used for the variable-length argument in network syscall. For example, SemFuzz [177] caused an Use-After-Free vulnerability in kernel code that would otherwise handle `skb.len` properly by filling the `buf` argument of the `sendto` syscall to more than 512 bytes of data.

**Thread Interleaving.** Data race is a common vulnerability in the kernel and kernel file system, and it is difficult to trigger concurrent access to shared data using only syscall- or argument-based mutators. In order to identify data race behavior in the kernel or kernel file system, it is necessary to analyze the interleaving between two or more threads. Previous thread interleaving algorithms on userland testing use SKI [54] or PCT algorithms [31] to schedule threads. The principle is to use hardware breakpoints to hang memory access threads, and subsequently randomly select a thread or schedule a high-priority thread to perform thread interleaving. This approach focuses only on user threads and has the disadvantages of missing race conditions and exploding search paths. To solve this problem, kernel fuzzer uses different techniques to improve kernel thread interleaving:

For random thread interleaving, Razzer [77] uses hardware breakpoints to interleave threads by adding two new hypercalls to the Hypervisor: `hcall_set_bp` and `hcall_set_order`, where `hcall_set_bp` instructs to set the breakpoint's virtual CPU and the breakpoint's address, and `hcall_set_order` sets the order in which threads are executed. Razzer uses these two hypercalls to control the order in which threads are executed, thus enabling random interleaving of threads. Krace [170] employs a low-invasion method for thread interleaving. First, syscall sequences are generated for multiple different threads, and then these syscall sequences are combined in an interleaved manner without disrupting the relative order of the syscall sequences within individual threads to protect the original dependencies. Finally, delay injection is used to suspend the current thread at a memory access point for a period of time (picked at a random time from the designed ring buffer structure) to mutate the execution order of the multiple threads. CONZZER [79] takes a similar approach, exploring different interleaving possibilities by a random run of two functions specified to contain memory access instructions.

Random thread interleaving does not systematically search for interleaving possibilities and tends to perform redundant interleaving. To overcome this challenge, Segfuzz [78] disassembles a group of interleaved threads into multiple segments, subsequently performs syscall or argument mutators on the instructions within each segment, and finally merges them into new thread interleavings to

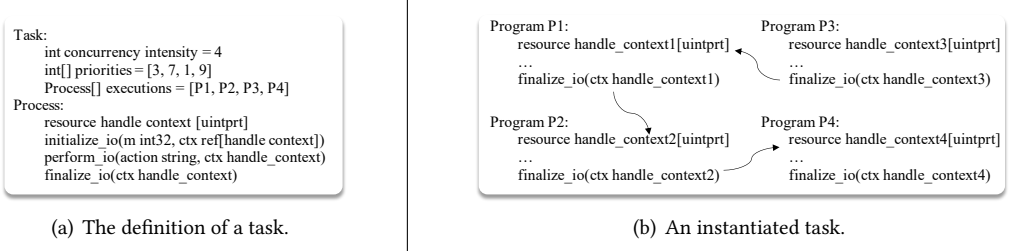


Fig. 5. A task for fuzzing RTOS

fully explore the interleaving possibilities of each group of threads. It is worth noting that each segment consists of up to four memory instructions ([104] statistics that 92.4% of concurrency bugs are due to the execution order of up to four memory accesses), and the relative order of the instructions remains fixed after decomposition. This approach improves the depth of thread interleaving exploration and but is limited to detecting data race vulnerabilities triggered by 4 memory access instructions [104].

In addition, a different way of thread interleaving is adopted for directed fuzzing. As described in Section 4.3, directed fuzzing guides the testing path by constructing the distance between the current execution path and the target site. For example, DDRace [178] models control flow distance and data flow distance feedback metrics to guide the mutator in generating single-threaded syscall sequences accessing shared data and uses the proposed Race Pair Interleaving Path (RPIP) metrics as a priority to schedule multi-thread delays. In contrast to the above thread interleaving approaches, such approaches usually dedicate efforts to a specific vulnerability model, depending on program analysis techniques or by proposing feedback metrics related to the vulnerability to guide the thread interleaving.

**Other.** The above mutation methods mainly update for syscall. However, syscall is unable to convey some detailed information, such as priority, execution state, and also unable to simulate the behavior of device drivers. For example, Rtkaller [143] first generates a new syscall sequence using syscall- and argument-based mutator, and then constructs the basic execution unit-task of real time os (RTOS). As shown in Figure 5(a), a task refers to execution units in rtos, comprising multiple syscall sequence accompanied with runtime priority (programs' execution order) and concurrency intensity (the number of the syscall sequences). According to the task definition in Fig.5(b) first a new syscall sequence is generated using syscall and argument mutation and then Rtkaller replaces the priority of the four programs using random numbers to monitor the kernel functional modules related to real-time. Similarly, Hydra [84] and janus [172] employ argument-based mutators (e.g., bit flip, etc.) to change meta data extracted from File system images and syscall-based mutators to generate manipulation of file system syscall sequence. VD-Guard [101], Hypercube [134], V-shuttle [121], VDF [66], VIRTUZZ [71] and HYPERPILL [30] use argument-based mutators to alter I/O channel data to generate test cases for simulating the behavior of device drivers.

Seed update in OSF mainly focuses on mutation-based approaches. In addition, a strategy combining generation and mutation expects to perform mutations directly on the basis of generated high-quality seeds to enhance the effectiveness of the seed renewal process.

**4.5.3 Gen.+Mut.** Recent advancements in fuzzing research have adopted a synergistic hybrid methodology integrating both generation-based and mutation-based strategies to address two critical challenges: (1) resolving efficiency bottlenecks caused by invalid initial seeds in domain-specific configurations, and (2) consistently producing variants of these effective seeds. This



dual-mechanism framework demonstrates particular efficacy in directed fuzzing scenarios requiring targeted seed construction. The operational pipeline consists of two stages: the generation component synthesizes structurally valid seeds by leveraging domain-specific knowledge, while the mutation component systematically explores adjacent input spaces through combinatorial mutators.

For instance, Hydra [84] first uses the semantic assistance of argument types to generate syscalls (e.g., `open`, `write`, etc.) and valid argument values (e.g., integer values representing ranges, enumeration-type variables, etc.) specific to file system operations, which avoids being rejected by error-checking code at an early stage. Based on the generated syscall sequence, Hydra uses the argument-based mutator to update the arguments and add a random syscall at the end of the sequence, which ensures the state continuity of the updated syscall sequence as well as increasing the diversity of the seeds. HEALER [155] utilizes static analysis to construct a syscall relationship table from `syzlang`, which is used to directly generate syscalls that have dependencies on the current syscall sequence after mutation gains diminish, rather than continuing to execute low-yield mutation methods. Another work that employs static analysis to assist in generating syscalls is PrIntFuzz [105]. It extends `syzlang` by adding fault injection information (such as data, fault codes, and interrupt signals) to generate syscall sequences related to fault handling. This allows the mutation algorithm to be directly applied to useful test cases, avoiding prolonged trial and error caused by relying solely on mutations. Additionally, DriFuzz [145] combines concolic execution and forced execution to generate golden seeds that can pass the data validation phases in driver code. This approach addresses the issue of input rejection caused by seed update strategies based solely on mutation when faced with complex validation code logic. VideZZo [98] generates context-dependent I/O messages based on the proposed lightweight grammars, and applies the proposed 3 types of mutators with different granularities to extend the diversity of messages, *i.e.*, intra-message mutators, inter-message mutators, and group-level mutators. These 3 classes of mutators are similar to the syscall, argument-based mutation, which essentially wraps and applies its basic mutators (e.g., delete, change order, bit flip) to a specific domain. BRF [70] extracts eBPF domain knowledge (e.g., validator rules) and syscall dependencies to generate semantically correct eBPF programs, and then mutates the syscalls on top of the generated programs, solving the problem that seeds generated by previous kernel fuzzers are difficult to pass the eBPF validator efficiently. MOCK [169] employs a neural network model to dynamically learn syscall sequences with context-aware dependencies to guide generation and mutation, which solves the problem of lack of context in the seeds updated by previous work. SATURN [173] first dynamically extracts the `file_operations` structure of device drivers using `kallsyms` and `kcov`, achieving precise mapping of syscall sequences (e.g., `ioctl$printer`) and their parameters (e.g., valid file paths like `/dev/device_name`). This approach addresses the inefficiency of initial seeds in USB driver fuzzing. During the mutation phase, SATURN produces variants of these sequences through syscall-based and argument-based mutators, thereby exploring the input space for a class of usb driver fuzzing.

The major overhead of the combined generation and mutation approach comes from preliminary seed analysis. This overhead is worth investing if the goal of fuzzing is to focus on specific issues in the OS, such as a single vulnerability type, a limited number of functional modules, and file operations or driver verification chains with continuous state features.

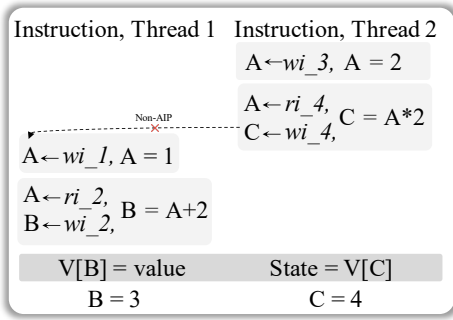
#### 4.6 Feedback Mechanism

Feedback is used to guide the direction of seed evolution. In our classification, feedback is categorized into code coverage, thread coverage, and custom coverage (as shown in Table 2). Since code coverage has been exhaustively reviewed and summarized in existing surveys [91, 94, 109], we briefly discuss the acquisition of code coverage in OS and focus on kernel-related feedbacks.



Table 2. Feedback Categories in OSF.

Feedback	Metric	Fuzzers
Code Cov.	Statement Cov.	[77, 149, 149]
	Basic Block Cov.	[34, 53, 58, 70, 71, 74, 83, 105, 107, 126, 137, 145, 149, 175, 177]
	Edge Cov.	[29, 58, 100, 101, 107, 119, 121, 123, 126, 144, 148, 159, 162, 182]
	Path Cov.	[136]
	Branch Cov.	[28, 30, 40, 66, 78, 79, 84, 93, 114, 135, 143, 145, 155, 167, 169, 170, 172, 173]
Thread Cov.	Alias Cov.	[170]
	Interleaving Segment Cov.	[78]
	Concurrent Call Pair Cov.	[79]
	Race Pair Interleaving Path	[178]
Custom	Critical Object Cov.	[95]
	State Cov.	[84, 172, 182, 184]
	Action Feedback	[53]
	Probe Model Feedback	[168]
	Capability Feedback	[40]
	DMA Operation Feedback	[101]



(a) No AIP exists in this thread interleaving context.

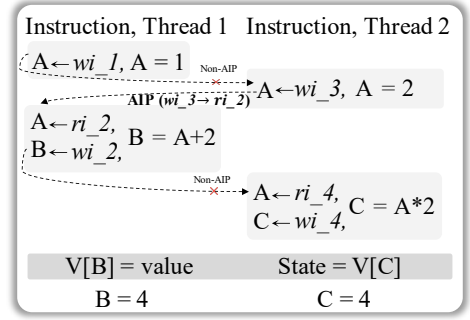
(b) An AIP ( $wi_3 \rightarrow ri_2$ ) exists in this thread interleaving context.

Fig. 6. An example of alias instruction pair coverage.

**4.6.1 Code Coverage.** Code coverage acquisition in OSF relies mainly on `kcov` (described in subsection 4.2), as its task-level execution-based nature allows it to support more accurate collection of single syscall coverage [161]. The use of `kcov` requires Linux version 4.6, gcc 6.1.0 and higher, or any version of Clang supported by the kernel. Therefore, the fuzzer must consider additional instrumentation methods for out-of-scope kernel versions or port `kcov` directly to the target version of the kernel [146]. It is worth noting that `kcov` is not capable of collecting all kernel coverage, and there are problems such as the kernel not being fully booted during the driver boot enumeration phase and the lack of support for soft/hard interrupt coverage acquisition. To address this problem, [105, 135, 136, 168, 184] compute code coverage by using execution information such as branch instruction jumps, calls, and destination addresses recorded by the Intel PT, thus capturing instruction-level trace information during program execution.

**4.6.2 Thread Coverage.** Similar to thread mutation discussed in Subsection 4.5, the discovery of concurrency vulnerabilities using solely code coverage as the only feedback mechanism is also limited. Therefore, it is necessary to dedicate a feedback mechanism related to thread Interleaving to guide the fuzzer in generating the seed that triggers the data race vulnerability. Existing works [78, 79, 170, 178] present distinct thread-related coverage metrics:

[170] proposes alias instruction pair coverage, or called AIP coverage (the first feedback mechanism related to thread coverage in OSF), as a metric of the degree of thread interleaving. An alias

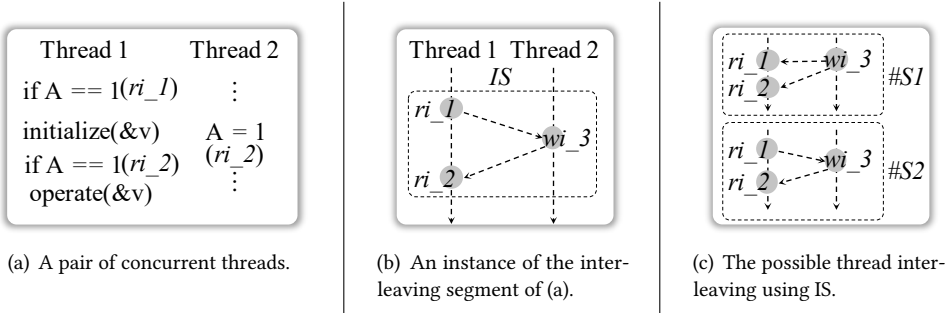


Fig. 7. An example of interleaving segment coverage.

instruction pair is defined as a pair of instructions to read or write the same memory address in two concurrent threads, which is formalized using  $A \leftarrow (wi\_x, t\_1)$  to indicate that there exists a  $wi\_x$  instruction to write memory  $A$  in thread  $t\_1$ , and that if there exists a  $ri\_x$  instruction to read memory  $A$  in another thread, i.e.,  $A \leftarrow (ri\_y, t\_2)$ , then  $(wi\_x \rightarrow ri\_y)$  denotes an alias instruction pair. For example, Figure 6(a) and 6(b) illustrates a group of memory access instructions and 2 threads, where the data race vulnerability to the shared data  $V[\text{length}]$  is triggered if and only if  $A=C$ . Figure 6(a) and 6(b) represent 2 different thread interleaving contexts, where (a) indicates that no alias instruction pair is covered due to the thread interleaving process does not read or write to the same memory address sequentially, and (b) indicates that the instruction pair  $(wi\_3 \rightarrow ri\_2)$  is covered due to the  $ri\_3$  and  $B=A+2$  ( $ri\_2$ ) read or write to the memory pointed to by  $B$  at the same time. A new syscall sequence is generated when the AIP coverage is no longer growing, allowing the fuzzer to focus on exploring the thread concurrency of the new syscall sequence at each time instead of focusing only on the sequential execution of the syscall.

However, although [170] is possible to fully interleave AIPs, it is possible that race condition misses due to ignoring the runtime context (e.g., call stack, state of variables and data structures, etc.) of the instruction. For instance, the value of  $A$  could be dynamically determined by the context, i.e., the instruction  $wi\_1$  in Figure 6(a) has the possibility of writing 2 to the memory address of  $A$ . Therefore, the opportunity to discover the data race vulnerability is missed by using AIP coverage. To solve this problem, [79] measures the thread interleaving using concurrency call pair coverage (CCP coverage) that records the call contexts of two function. Specifically, a CCP contains func a and func b call contexts ( $CallCtx\_a1, CallCtx\_b1$ ). For example, in thread 1 of Figure 6(a),  $CallCtx\_a1 = (main \rightarrow ModuleX \rightarrow FuncA)$  determines  $A = 1$ . If there is also another  $CCP = (CallCtx\_a2, CallCtx\_b2)$  where  $CallCtx\_a2 = (main \rightarrow ModuleZ \rightarrow FuncA)$ , it could be explored for a different value of  $A$ , e.g.,  $A = 2$ . In this case, CCP coverage explores more interleaved combinations of instructions through the call context, thus reducing the probability of a data race vulnerability.

Interleaving segment coverage (IS coverage) [78] reduces the exponential search space of thread interleaving and concentrates on exploring interleaved accesses to a memory address by narrowing the instruction set of interleaving to segments. Figure 7(a) and 7(b) demonstrate an uninitialized access bug of  $\&v$  through the interleaving segment. In contrast to [170] and [79], IS focuses on a minimum instruction tuple each time, i.e., performs (read, read, write) operations on the same address. As shown in Figure 7(c), in this minimum instruction tuple, the uninitialized access bug is missed (failing to cover #S2) because AIP incorrectly infers that  $(wi\_3 \rightarrow ri\_1)$  and  $(wi\_3 \rightarrow ri\_2)$  are identical in #S1. Likewise, function-level based CCP could also miss #S2, this is because CCP keeps track of simultaneously executing function pairs and is not aware of fine-grained interleaving

at the instruction level. Overall, IS coverage reveals a systematic and efficient thread coverage. In the discussion of Subsection 4.5, however, IS coverage could miss more complex concurrency scenarios due to its limitation of interleaving up to 4 instructions.

In addition, in the study of fuzzing special concurrency vulnerabilities (e.g., concurrency UAF vulnerability), [178] proposes a new metric based on AIP, Race Pair Interleaving Path (RPIP), to trace the target side (i.e., the potential UAF code areas) in multiple race pairs and value changes. Specifically, RPIP complements AIP by adding detail information, i.e., an instruction tuple (instr. type, thread no., shared var. value), to trace the accesses of multiple shared variables simultaneously. Meanwhile, all traced AIPs are categorized by shared variables and merged into the interleaving path of shared variables, which is used to measure the interleaving situation of shared variables in the target side. Although RPIP is used to guide fuzzing to uncover concurrency UAF vulnerability, the metric is still applicable to other concurrency vulnerabilities such as concurrency null pointer dereference vulnerability. It is important to note that RPIP could have path explosion problem in the huge kernel code base, so this type of vulnerability usually relies on program analysis to extract the potential vulnerability side in advance.

**4.6.3 Custom Coverage.** Traditional code coverage-driven fuzzing faces inefficiency and ineffectiveness in directed fuzzing (e.g., kernel vulnerability exploitation fuzzing). To address these issues, existing OSF approaches have introduced various custom feedback mechanisms. Generally, custom feedback is highly correlated with the characteristics of the fuzzing task, which can be enhanced by incorporating other techniques, such as program analysis [20, 32, 42, 147], into the fuzzing process. As shown in Table 2, the custom feedback mechanisms in OSF include custom coverage and domain-aware feedback.

Custom coverage is a quantifiable feedback metric involving critical object (CO) coverage and State coverage, where CO coverage refers to the rate of hitting critical kernel objects in the crash report that can trigger a vulnerability (CO can be identified by backward taint analysis), which addresses the problem that code-coverage-driven feedback is limited to discovering the multiple error behaviors of a bug. State coverage instantiates the context in which the PUT is running, e.g., Monitor's feedback [84], file system metadata properties [172], state space of variables [182], and function error codes [184]. These works enable directed fuzzing by quantifying the context related to the target under test as state coverage.

In contrast to coverage mechanisms, there is a category of feedback mechanisms called domain-aware feedback. Domain-aware refers to a domain knowledge built specifically to tackle a type of challenge, and is used to enhance the depth of fuzzing on such challenges. For example, Action [53] refers to a 3-tuples (Action type, addr., size) dedicated to recording memory operations, revealing the specific syscall sequence that triggers a memory-related vulnerability by focusing on higher semantic memory operations. Probe model [168] automatically generates seeds that can guide a fuzzer to properly initialize a device driver under test (DUT) through symbolic execution, which in turn effectively reach and test the functional code of the driver. Capability [40] refers to the attributes of a specific vulnerability (e.g., memory violation vulnerability), including: write address, size, and value. Specifically, Capability-driven fuzzing takes a PoC as input and analyzes the path and trigger conditions leading to an Out-Of-Bound (OOB) vulnerability via binary symbolic execution [42] to guide the seed mutation and generation. DMA operation feedback [101] indicates whether a DMA-related function is hit to guide a seed mutation, which is because vulnerabilities in hypervisor are mainly distributed in DMA-related operations. Therefore, DMA operation feedback is also typically an important feedback indicator for hypervisor fuzzing.

In summary, while code-coverage-driven fuzzing has achieved significant success, relying solely on code coverage as feedback is insufficient for OSF to effectively reach the expected testing code

areas. Therefore, designing feedback relevant to the research question is an essential step. Last but not least, it does not mean that code coverage loses its significance, but instead remaining it as an infrastructure for OSF and fine-tuning it in combination with the use of new coverage metrics is the dominant research trend at this stage.

## 4.7 Vulnerability Analysis

**4.7.1 Types.** Vulnerabilities found in OSFs are categorized into four types, as shown in Table 1, including memory violation, concurrency bug, logic bug, and other.

Memory violation involves illegal access and operation of memory, including spatial and temporal vulnerabilities. Spatial memory errors refer to memory accesses that are outside the scope of their allocation, such as OOB and buffer overflow, *etc.* These errors occur when a program attempts to access a memory address that is outside the legal memory zone, which can cause the program to crash or incur undefined behavior. Temporal memory errors occur when memory is used at an incorrect moment, *e.g.*, UAF. Memory violation vulnerabilities are the most common type of error in OSFs, primarily because the C/C++ language provides direct control over the underlying memory management but lacks automated security checking mechanisms [40, 106]. Thus, memory violation is also a major target of the current OSF and exploitation research.

Concurrency bug refers to the lack of proper synchronization mechanisms in multi-threaded or multi-process environments, which can lead to data inconsistency, deadlock, data race, double-fetch, and other race conditions, *etc.* Unlike userland fuzzing, the efficiency of exploring concurrency bugs in OS is limited by the large code base and complexity of the kernel, which makes it difficult to sufficiently detect various types of concurrency bugs, which could lead to memory violation errors (*e.g.*, traditional buffer overflows, use-after-free, *etc.*), resulting in serious kernel security attacks [77].

Another category of vulnerabilities are kernel logic errors, which refer to bugs caused by incorrect coding logic that can stem from programmer error, incorrect algorithms, or incomplete, and may lead to problems such as outputting incorrect results, entering infinite loops, or skipping critical operations. For example, virtual devices entering infinite loops when receiving invalid data (Invalid Data Transfer) [66, 101, 121], functions being called multiple times when not designed to be reentrant resulting in data inconsistencies (Reentrant Problems) [114], multiple releases or incorrect formatting in interrupt request handling (Double IRQ Free and request irq format error) [168], attempts to disable already disabled devices [168], divide-by-zero operations [121], and assertion errors in the BUG\_ON macro [47, 119, 134, 168].

In addition to the aforementioned three categories of vulnerabilities, there are other relatively rare but equally critical OS vulnerabilities.

**Privilege Protection Vulnerabilities** involve unauthorized operations or illegal access to protected resources, potentially leading to sensitive data leakage or compromising system integrity. Typical examples include vulnerabilities where user space attempts to access high-privilege memory regions within the kernel (User Memory Access [47, 168]), denial of service vulnerabilities that prevent the kernel from providing its normal services (Kernel DoS [134]), and vulnerabilities related to illegal writes to non-volatile memory (Writing to Non-Volatile Memory [47]).

**Processor Exceptions** occur when the processor attempts to execute undefined instructions or when the instruction encoding or structure does not conform to processor specifications, leading to abnormal system termination. Common examples of such vulnerabilities include Invalid Opcode [168] and General Protection Faults (GPFs) [95, 107, 155, 184].

**Data Integrity Vulnerabilities** refer to instances where data in the system becomes corrupted or inconsistent. This typically occurs when data is inadvertently modified during storage or

transmission, resulting in unusable or incorrect data states, as seen in cases of Data Corruption [119].

**4.7.2 Monitor.** In terms of vulnerability monitoring, Muench et al. [112] track and categorize observable crashes and hangs into different classes, but this approach makes it difficult to detect vulnerabilities that do not immediately trigger a crash, such as buffer overflows. Another solution typically uses existing sanitizer[150]tools for monitoring, such as KASAN[6], UBSAN [50], ASan [139], MSan [9], *etc.* It is worth noting that KASAN may miss out-of-bounds accesses between neighboring legal memory regions or memory objects. For the situation where the sanitizer is not available (*e.g.*, Hypervisor [66, 134, 135], Android OS [47]), it is generally required to record a sequence of crash-causing test cases entered into the target OS, and later on analysts debug to identify and categorize the bugs of the type.

For concurrency bug monitoring, the strategy of prior works [36, 80, 160] is to integrate third-party checkers (*e.g.*, TSan [10] and KCSAN [8]) in fuzzing. However, such third-party checkers have been reported with many false positives [79] due to the omission of special synchronization primitives such as message queues and conditional variables [140]. To improve the precision of monitor for concurrency-related vulnerabilities, customization of monitor using dynamic lockset analysis [77, 78, 133, 170], happens-before analysis [76], and lockdep [96] to customize the monitor is the current mainstream solution.

## 5 Distinctive Fuzzing Characteristics among OS Layers

In this section, we discuss the characteristics of fuzzing in different system layers of an operating system (*i.e.*, kernel, file system, driver, and hypervisor) by using the PUT's interaction interface as a focal point. This discussion provides practitioners with a quick overview of the inherent problems and potential solutions associated with the adoption of fuzzing techniques in different system layers.

### 5.1 Kernel Fuzzing

Kernel fuzzer utilizes syscall as the interaction interface. Since the number of kernel functions far exceeds the number of syscalls and there is no one-to-one mapping between them, different uses of syscalls and their arguments can trigger entirely different kernel functions. In other words, improper use of syscalls is likely to deviate from the intended target, leading to unexpected crashes or producing invalid test results. To conduct an effective kernel fuzzing campaign, it is crucial to ensure the syntactical correctness of syscall sequences and argument usage, while also ensuring semantic validity. Therefore, kernel fuzzing typically encounter the problems of dependency inference (syntax), API polymorphism (semantics), and argument inference (semantics). In Table 3, we indicate which kernel fuzzers have specifically focused on these three problems, and we discuss them in detail as follows.

**5.1.1 Dependency inference.** Kernel fuzzers typically start with a set of syscall sequences and continuously change the arguments and order of these syscalls using random mutations. In order to reduce randomness and enhance the effectiveness of kernel fuzzers, it is essential to infer potential dependencies between syscalls to construct correct sequences. These dependencies include explicit and implicit dependency. Explicit dependence refers to the relationship that the result produced by one syscall  $S_i$  is used directly as input to another syscall  $S_j$ . For example, a `write` syscall must be preceded by an `open` syscall, or the return value of one syscall may serve as the input argument for another. Implicit dependency is defined as the another relationship that a syscall  $S_i$  affecting the execution of a syscall  $S_j$  through some shared data structure in the kernel, even though there is no direct result transfer between  $S_i$  and  $S_j$ . A classic example of an implicit dependency is when  $S_i$

Table 3. Kernel Fuzzers Sorted by Publication Year.

Fuzzers	OS	Dependency Inference	API Polymorphism	Argument Inference
Trinity[51]	Linux	-	-	-
Syzkaller[58]	Linux	DSL(ED)	-	-
KernelFuzzer[113]	Linux	DSL(ED)	-	-
Moonshine[119]	Linux	G&CFA(ED,ID)	-	-
FUZE[167]	Linux	-	-	-
Schwarz et al.[137]	Linux	-	-	-
Razzer[79]	Linux	-	-	-
SLAKE[100]	Linux	-	-	-
Shi et al.[146]	Linux	-	-	-
Unicorefuzz[106]	Linux	-	-	-
KOOBE[40]	Linux	-	-	-
HFL[83]	Linux	PTA(ED,ID)	DFA&PTA	CE(NS)
X-AFL[93]	Android	-	-	-
HEALER[155]	Linux	G(ED)	-	-
Rtkaller[143]	RT-Linux	-	-	-
SyzVegas[162]	Linux	-	-	-
GREBE[95]	Linux	-	-	-
Hao et al.[65]	Linux	M(ED,ID)	-	-
KSG[154]	Linux	-	DH	SE(TC)
Syzscope[187]	Linux	-	-	-
Tardis[144]	UC/OS, FreeRTOS, RT-Thread, Zephyr	-	-	-
Segfuzz[78]	Linux	-	-	-
FUZZNG[29]	Linux	-	-	H&M(NS)
ACTOR[53]	Linux	-	-	-
Syzdirect[159]	Linux	-	SA&ICA	-
KernelGPT[175]	Linux	-	-	LLM(TC)
BRF[70]	Linux	H(ED,ID)	-	-
MOCK[169]	Linux	NN(ED,ID)	-	-

A “-” means it is irrelevant, not mentioned, or unclear in detail. **Abbreviation:** In the form “A(B)”, the fuzzer resolves a B-type issue using the A technique. In the form “A”, the fuzzer employ A technique address the issue of API Polymorphism. “A” in “A(B)”: **DSL**: Domain Specific Language, **G&CF**: Graph Structure and Control Flow Analysis, **PTA**: Points-to Analysis, **G**: Graph Structure, **M**: Manual Checking, **H**: Heuristic Method, **NN**: Neural Network, **CE**: Concolic Execution, **SE**: Symbolic Execution, **H&M**: Hooking and Mapping, **LLM**: Large Language Model. **B** in “A(B)”: **ED**: Explicit Dependency, **ID**: Implicit Dependency, **NS**: Nested Structure, **TC**: Type Casting. “A”: **SA**: Static Analysis, **DFA&PTA**: Data Flow Analysis and Points-to Analysis, **DH**: Dynamic Hooking, **SA&ICA**: Static Analysis and Indirect Call Analysis.

operates on a shared kernel variable, affecting the outcome of subsequent syscalls,  $S_j$ , where  $i$  and  $j$  can be any value.

Handling explicit dependencies is typically a straightforward task. Syzkaller [58], KernelFuzzer [113] and HEALER [155] effectively address explicit dependencies by employing hardcoded rules to capture the return results generated by syscalls. However, these approaches only describe the correct syntax of individual syscalls, lacking information about interactions between multiple syscalls. As a result, they exhibit inherent limitations in recognizing implicit dependencies.

To simultaneously identify both explicit and implicit dependencies, Moonshine [119] constructs a dependency graph consisting of two types of nodes: syscall return values and arguments (implemented using customized Strace [5] to trace syscall sequences). For example, an edge from a argument node  $a$  to a result node  $r$  represents that the value of  $a$  depends on the syscall that produced  $r$ . To capture implicit dependencies, Moonshine performs control flow analysis to examine the read and write operations on global variables between syscalls, thereby identifying implicit dependencies. HFL [83] uses points to analysis to obtain candidate explicit and implicit dependency pairs, and identifies data flow by symbolic execution, which reduces Moonshine’s problem of missing implicit dependencies due to aliased variables. Hao et al. [65] develop a measurement pipeline that quantifies the severity of dependencies and reveals the multiple causes of dependencies through manual analysis. Although effective, the manual-based analysis only focuses on specific linux kernel modules and fails to cover other critical modules such as drivers, file systems, *etc.* To extract the dependency relationships between eBPF programs and related system calls (such as BPF\_MAP\_CREATE), BRF [70] employs manual source code analysis to build an automated



dependency parsing script with domain-specific knowledge. This script identifies both explicit dependencies (e.g., argument passing between syscalls and eBPF helper functions) and implicit dependencies (e.g., modifications to eBPF maps across multiple syscalls). Based on the extracted dependencies, BRF generates system calls and arguments tailored to the requirements of different eBPF programs, ensuring their correct loading and execution.

However, although previous approaches have constructed explicit and implicit dependencies, these dependencies are static and context-independent. Context-aware dependencies refer to relationships that exhibit different behaviors as the kernel state evolves, rather than remaining as unchanging, static explicit or implicit syscall sequences. For instance, two consecutive calls to `setsockopt` can configure a socket differently, altering the socket's state or the behavior of the protocol stack in the kernel, thereby placing it into a specific context that triggers deeper kernel code paths. In contrast, context-independent dependencies assume that a `write` call should follow the `setsockopt` call for data transmission, neglecting the need for further socket configuration to reach the correct state for triggering a particular vulnerability. This oversight can result in missed opportunities to exploit specific vulnerabilities. To address this issue, Mock [169] introduces a neural network model that iteratively learns from refined syscall sequences. This approach captures both longer-range dependencies and changes in kernel state, enabling more accurate modeling of dynamic dependencies.

**5.1.2 API polymorphism.** Polymorphism (or entry points) in the context of kernel syscalls refers to the kernel's ability to support various operations for different devices and features through indirect control transfer mechanisms, such as function pointer tables. Let  $S$  be a set containing function pointers  $f$  and let  $I$  be a set of syscall inputs. Polymorphism can be described as a mapping  $P$  such that for every  $i \in I$ , there exists a function  $f_i \in S$  where  $P(i) = f_i$ . The function  $f_i$  can vary based on the type or value of  $i$ , thus enabling different syscall behaviors:  $P : I \rightarrow S$ .

Due to the nearly 4,200 syscall variants in the open-source operating system Linux [58], ignoring polymorphism can easily lead to the problem where test inputs fail to reach the expected code paths [77, 136]. Some kernel fuzzers [47, 63, 119] only extract function entry information through static analysis; however, this method encounters challenges in precise data flow analysis of deep code due to numerous indirect calls, linked list operations, nested data structures, and multi-level pointer dereferencing.

To address this issue, HFL [83] uses inter-procedural data flow analysis and static points-to analysis to determine which index variables of function pointer tables originate from syscall arguments. Based on this, HFL implements an offline converter that expands the calls of function pointer tables into explicit conditional branches. Finally, HFL employs symbolic execution engine, S2E [42], on the converted explicit conditional branch paths to explore the syscalls and argument values that trigger the target functions. However, this method may lead to path explosion issues due to kernel uncertainties (such as symbolic execution needing to consider all possibilities in the function pointer table). Additionally, function pointer tables may be dynamically registered during kernel module initialization, dynamic configuration by other syscalls, and device hot-swapping (e.g., different protocols like TCP can register specific operations at various times), making static analysis unable to capture all control flow paths completely. To address the issue of dynamic registration, KSG leverages eBPF [26] and Kprobe [81] to dynamically hook multiple probes before and after specific kernel functions. By scanning device files and network protocols, KSG triggers the execution of hooked kernel functions to extract the syscall entry points of triggered submodules. This method introduces additional runtime overhead, especially when handling a large number of syscalls and frequent dynamic registrations. Moreover, since KSG relies on runtime behavior, it may miss some unregistered function pointers, resulting in incomplete analysis. Another more precise

```

1.int do_ip_setsockopt(struct sock *sk, int level, int optname, sockptr_t
    optval, unsigned int optlen) {
2. int val = 0;
3. switch (optname) {
4. case IP_LOCAL_PORT_RANGE:
5.     if (optlen >= sizeof(int))
6.         if (copy_from_sockptr(&val, optval, sizeof(val))) ...
7.     else if (optlen >= sizeof(char))
8.         if (copy_from_sockptr(&ucval, optval, sizeof(ucval))) ...
9. case IP_OPTIONS:
10.    struct ip_options_rcu *old, *opt = NULL;
11.    err = ip_options_get(sock_net(sk), &opt, optval, optlen);
12.    ...
13.}

```

(a) An example presenting argument type casting at linux/net/ipv4/ip\_sockglue.c.

```

1.struct usbdevfs_urb {
2. ...
3. int buffer_length;
4. void __user *buffer;
5. void __user *usercontext; //unknown type
6. struct usbdevfs_iso_packet_desc iso_frame_desc[];
7.};
8.static int proc_submiturb(struct usb_dev_state *ps, void __user *arg){
9.    struct usbdevfs_urb uurb;
10.    if (copy_from_user(&uurb, arg, sizeof(uurb)))
11.        ...
12.    if (copy_from_user(buf, uurb->buffer, u))
13.        ...
14.}

```

(b) An example presenting nested argument copying at linux/drivers/usb/core/devio.c.

Fig. 8. An example presenting type casting and nested structure copying. The red line indicates the name of target function, the green line represents the argument that determines the conditional branching, The blue line in (a) involves type casting, while the blue line in (b) also includes nested structure copying.

method, Syzdirect [159], focuses on using static analysis to identify and locate anchor functions to reduce the substantial overhead of modeling all functions and combines the state-of-the-art type-based indirect call analysis [102] to trace indirect call chains to determine syscall variants and arguments. Unlike KSG, Syzdirect directly uses PoC as input (including the target kernel functions and corresponding syscall variants) to evaluate the reproduction and triggering conditions of specific code locations. Therefore, this method is characterized by a lower false positive rate but has weaker generalizability.

**5.1.3 Argument inference.** In kernel fuzzing, the inference of syscall argument types and structures can be crucial. If these inferences are inaccurate, the generated syscall arguments are probable to be invalid, consequently failing to fuzz the expected execution paths. In particular, argument inference involves two primary tasks: argument type inference and nested structure inference.

**Argument type casting** tends to make it hard for analysts to determine the type of arguments due to variable alias passing issues. Figure 8(a) shows the kernel API `do_ip_setsockopt` for syscall `setsockopt`, where `optname` determines the conditional branch (switch-case) to be executed, and the type of `optval` varies with the values of `optname` and `optlen`. For example, when `optname=IP_OPTIONS`, `optval` is a pointer to structure `ip_options_rcu`. For this problem, the analyst needs to generate an appropriate value for the syscall's argument based on the code execution path, otherwise the execution of the fuzzing program will be blocked due to a failed type casting. To address this issue, KSG [154] utilizes the symbolic execution of the Clang Static Analyzer (CSA) to perform path-sensitive analysis on the target function to check for the presence of type casting operations on the arguments (scalar-to-pointer and pointer-to-pointer casting). Also, a global mapping table is constructed for symbols and memory regions, which solves the problem that type casting is difficult to inference due to alias propagation. On the other hand, KernelGPT [175] utilizes GPT4 and designs a complete prompt chain to automatically infer the unknown types of `ioctl`'s arguments and the specific values of the `cmd` arguments. However, the problem of nested structure pointer inference is not solved from these fuzzers. Also, such approaches are limited to the simple case of argument type inference for `ioctl` syscalls, which is insufficient to address complex scenarios where there is a complex chain of indirect calls from syscall to kernel source code.

**A nested structure** refers to a structure whose field members point to another structure that is dynamically allocated and initialized at runtime. As shown in Figure 8(a), the `proc_submiturb`

function is triggered by the function `usbdev_ioctl` derived from syscall `ioctl`, and is used to copy the user-space address `arg` into the nested structure. Such nested structures are usually frequent in special kernel APIs like `copy_from_user` and `copy_to_user` that are used for memory address copying, and traditional fuzzing have a hard time inferring such complex argument format due to dynamic allocation of addresses in such cases. Similarly, symbolic execution is based only on static analysis and explicitly symbolized input space; it cannot predict and handle dynamic memory regions pointed to by nested pointers. In order to accurately trace the memory operations of nested structure pointers, HFL [83] specifically instruments the `copy_from_user` and `copy_to_user` functions and captures their arguments and return values (*i.e.*, the addresses and sizes of the source and target buffers). Additionally, the intercepted arguments are labeled as symbolic variables, and the buffer addresses of the nested structures as well as the data lengths are inferred using concolic execution. It is worth noting that these approaches focusing on argument inference typically rely on static analysis, symbolic execution methods to trace the propagation paths of arguments to constrain syscall and its arguments mutations, and rely specifically on handwritten work in `syzlang`, but these approaches cover limited syscall and requires a lot of manual work.

To address this problem, a state-of-the-art approach, FUZZNG [29], performs checksum corrections on mutated syscalls to ensure the validity of the syscall sequence. Specifically, FUZZNG developed a kernel module `mod-NG` that hooks the kernel's APIs related to handling file descriptor allocation and pointer arguments to reshape the input space of syscalls. For file descriptors, `mod-NG` hooks the kernel's `alloc_fd` API, which is used to allocate new file descriptors, and the `fdget` API, which is used to retrieve file objects via file descriptors. By intercepting these APIs, `mod-NG` maps invalid file descriptors generated by mutations to existing file objects within the kernel. For pointer parameters, `mod-NG` hooks the `copy_from_user` function, allowing the kernel to populate the structure pointed to by the pointer into a valid user-space memory region when accessing user-space memory. Through this approach, FUZZNG reshapes the input space of syscalls, ensuring that even if the mutated syscall arguments are invalid, they can still be mapped to valid file objects and memory regions.

## 5.2 File System Fuzzing

File system is one of the basic system services of an operating system. Mainstream file systems in open source OS include: `ext4` [33], `XFS` [142], `Btrfs` [129] and `F2FS` [89]. The special issues considered during file system fuzzing differ from kernel fuzzing, and this difference is reflected in three dimensions: input type, status, and specific bugs in the file system. Therefore, through insights into the file system fuzzing process, we review and summarize the evolution of methods for these 3 types of problems in Table 4.

**5.2.1 Input type.** File system fuzzers can be categorized into syscall- and syscall+metadata-based according to input type. In modern operating systems, file systems are mounted to the kernel as files. Therefore, file system fuzzer can fuzz file system-related source code in the kernel by generating only syscall sequences that specialize in operating on files (*e.g.*, `Syzkaller` [58], `KAFL` [136], `Krace` [170], `CONZZER` [79]). Unfortunately, using a single syscall sequence as input for a file system fuzzer has its disadvantages. First, it can lose the runtime state of the file system, making subsequent file operations contextually irrelevant and incurring the fuzzing experiment ineffective (*e.g.*, repeatedly issuing `read()` or `unlink()` operations on files that have been performed `rename()`). Second, only mutating the metadata effectively triggers the code responsible for handling file-related operations in the file system. Using syscalls as the sole test input generally alters user data, which is irrelevant to the testing process and thus ineffective. Furthermore, metadata accounts for only about 1% of the entire file system image [172], meaning that mutation operations based solely on syscalls

Table 4. File System Fuzzers Sorted by Publication Year.

Fuzzers	File System	Input Type	Status	Specific Bugs
Syzkaller[58]	ext4, Btrfs, F2FS, jfs, xfs, reiserFS	syscall	×	C.
KAFL[136]	ext4	syscall	×	-
JANUS[172]	ext4, Btrfs, F2FS	syscall+image	✓	L.
Krace[170]	ext4, Btrfs	syscall	×	C.
Hydra[84]	ext4, Btrfs, F2FS	syscall+image	✓	I.,S.,C.,L.
CONZZER[79]	Btrfs, jfs, xfs, reiserFS	syscall	×	C.
Lfuzz[100]	ext4, Btrfs, F2FS	syscall+image	✓	L.

A “-” means it is irrelevant, not mentioned, or unclear in detail. **Abbreviation:** I.: Crash Inconsistency. S.: Specification Violation. C.: Concurrency Bug. L.: Logic Bug.

are likely to be mostly ineffective. To address this problem, another approaches, such as, JANUS [172], Hydra [84], Lfuzz [100], are to use the file system image and the syscalls operating on this image simultaneously as inputs, applying appropriate mutators to update them for continuous context-aware file system fuzzing.

**5.2.2 Status.** The status of a file system typically refers to the values of its metadata, such as file open status, file paths, and file byte lengths. Traditional fuzzers focus only on the initial status of the metadata, making it difficult to reach deeper region of the code under test. Therefore, effective file system fuzzing generally maintains the intermediate status of the metadata throughout the fuzzing process. This approach is able to generated seeds with contextual information, enabling them to explore deeper code regions more effectively. JANUS [172] is the first file system fuzzer to correlate status with file operations. By constructing multiple structures to maintain the intermediate status of metadata, it can independently mutate syscall sequence and the metadata extracted from file system image, thereby generating context-aware hybrid seeds. However, since this approach performs random mutations only on a clustered and localized metadata region, the fuzzing process is constrained to a limited area of the image. Moreover, this localized operation hotspot reduces the value of saving and restoring image states, leading to significant performance and storage overhead. Lfuzz [100] builds on the JANUS framework but maintains a location tracking table that records the accessed image locations and their vicinity over a period. This approach reduces the search space by up to 8 times compared to JANUS, significantly enhancing performance.

Unlike JANUS and Lfuzz, Hydra [84] focuses on addressing the issues of fuzzing inefficiency and non-reproducible bugs caused by the accumulation of non-continuous status. Conceptually, metadata represents the status of the initial image, and when new syscalls are frequently used to significantly alter the image status, status fragmentation occurs. This means that mutations targeting metadata have a diminishing effect on file operations, thereby reducing the overall fuzzing efficiency. For example, syscalls that operate on files, such as open and write, can change file permissions and locations, thereby altering or negating the image status determined by the metadata. To address the inefficiencies caused by state accumulation and the issue of non-reproducible bugs, Hydra implements several key strategies. First, it uses a Library OS-based executor to create a fresh execution instance for each test case, allowing for quick initialization of both the file system and kernel logic. This ensures that every test case runs in a clean status. Second, Hydra prioritizes mutating metadata to maintain the continuity of the image status. Lastly, Hydra focuses on mutating existing syscalls rather than prematurely introducing new ones, preventing an excessively large mutation space while maintaining control over the current image status.

**5.2.3 Specific bugs.** Compared to other OS Layers, bugs in the file system are characterized by diversity and specificity [103]. In addition to mainstream memory violation errors, bugs specific to

file systems include crash inconsistency, concurrency bug, and logic bug due to their intrinsic data persistence and concurrency characteristics. Section 4.7 summarizes the types of vulnerabilities and the corresponding monitors, hence, we only examine the vulnerabilities related to file system and the possible impact.

**Crash inconsistency** is the most typical vulnerability of file system, which refers to the situation when the state of the file system is not as expected after handling a crash (e.g., a sudden power failure). This is typically due to the file system not correctly managing its metadata when writing, updating, or deleting data leading to catastrophic consequences: permanent loss or corruption of files. For example, using `pwrite64()` on a file does not persistently modify the length of the file. **Specification violation** is also common bug in file system. This type of bug occurs when the file system violates the standards or specifications it is supposed to follow during operations. For example, file system operations are expected to adhere to specific standards, such as the POSIX standard or Linux man pages, which define the allowed behaviors and error codes for file operations. For instance, the POSIX standard specifies that when executing the `unlink` syscall, the only permissible error code is `EPERM`, yet some implementations return `EISDIR`, which constitutes a violation of the POSIX standard [84]. However, such errors are not specifically addressed by existing file system fuzzers. The reason is that triggering these violations is unlikely to cause kernel panics or crashes. Furthermore, the test cases and bug monitor tools are not designed to target such bugs, meaning that file system fuzzers, from their initial design, have overlooked the opportunity to capture specification violation bugs. Another category of vulnerabilities is **concurrency bug**. Although these bugs are not specific to file systems, modern file systems, which inherently involve shared data regions, also introduce a series of programming paradigms to leverage multi-core computing [141]. These paradigms, such as read-copy-update (RCU) and asynchronous work queues, improve performance but significantly increase the likelihood of writing concurrent error-prone code. Furthermore, unlike other types of bugs, file system-specific **logic bug** do not adhere to any general pattern for definition (e.g., F2FS requires its own concept of rb-tree consistency [84]). As discussed in Section 4.7, logic bugs do not cause immediate crashes but can lead to undefined behavior over time, affecting both performance and reliability.

### 5.3 Driver Fuzzing

Since drivers interact directly with hardware and are the most extensive subsystem in the kernel, they possess several unique fuzzing characteristics. Table 5 demonstrates these three characteristics, first, they expose an additional hardware-side attack surface compared to the kernel and file systems, making it clear that syscalls alone are insufficient to uncover hardware-related vulnerabilities. Second, the validation chains in drivers increase the complexity of fuzzing. Furthermore, driver fuzzing has a stronger demand for device-free (i.e., scalability) because previous work assumed that each driver under test had an actual hardware peripheral [148, 158], which limited the testing scope of driver fuzzers.

**5.3.1 Input type.** As a subsystem of the kernel, a driver fuzzer can also test drivers by fuzzing syscalls. For example, in Linux, each file under the `/dev` directory represents a hardware device. User-space applications can obtain a file descriptor for a device and interact with it using syscalls such as `read`, `write`, or `ioctl` to perform specific hardware operations. Existing works, such as `usb-fuzzer` [58] (the driver fuzzing module of Syzkaller), `DIFUZE` [47], `BSOD` [107], `StateFuzz` [182], `SyzDescribe` [64] `SATURN` [173], and `Syzgen++` [39], are all based on Syzkaller to generate syscall sequences that interact with drivers, successfully achieving driver fuzzing. Notably, syscall-based driver fuzzers face inherent challenges related to complex argument structures and manually constructing domain-specific languages (DSLs). For instance, `usb-fuzzer` injects random data into

Table 5. Driver Fuzzers Sorted by Publication Year.

Fuzzers	Device Type	Input Type	Stage	Device-Free
usb-fuzzer[58]	USB	syscall	3	✓
DIFUZE[47]	PCI/USB/I2C/Others	syscall	3	×
Periscope[148]	PCI/USB/I2C/Others	I/O	3	×
USBfuzz[123]	USB	device configuration	3	✓
Agamotto[149]	PCI/USB	syscall+I/O	3	×
Ex-vivo[126]	PCI/USB/I2C/Others	syscall	3	✓
BSOD[107]	PCI	syscall	3	×
StateFuzz[182]	others	syscall	3	×
Dr.Fuzz[184]	PCI/USB/I2C/Others	I/O	1, 2, 3	✓
PrintFuzz[105]	PCI/USB/I2C/Others	syscall+I/O	1, 2, 3	✓
DriFuzz[145]	PCI/USB	I/O	1, 2, 3	✓
SyzDescribe[64]	PCI/USB/I2C/Others	syscall	3	×
DEVFUZZ[168]	PCI/USB/I2C/Others	I/O	1, 2, 3	✓
ReUSB[74]	USB	syscall+I/O	1, 2, 3	×
SATURN[173]	USB	syscall	3	✓
Syzgen++[39]	Others	syscall	3	×
VIRTFUZZ[71]	PCI	I/O	3	×

the USB stack via syscalls to test USB drivers. DIFUZE uses static analysis to extract correct type and argument structure information from driver interfaces, helping to generate valid test cases. BSOD developed a virtual device, BSOD-fakedev, to record interactions (commands and data) between the graphics card and its driver and generates test cases that reproduce these interactions using AFL++ and Syzkaller, alleviating the difficulty of manually building a DSL. StateFuzz introduces a novel driver state feedback mechanism that guides Syzkaller in generating state-continuous test cases, addressing the shortcomings of Syzlang syntax and the code coverage feedback mechanism in state awareness. This significantly enhances the depth and effectiveness of Syzkaller in driver fuzzing. SyzDescribe combines static analysis to automatically generate Syzlang for newly merged driver code in the Linux mainline. Another syscall-based driver fuzzer, Ex-vivo [126], uses AFL to generate arguments for the `ioctl` syscall, rather than Syzkaller. The reason is that Syzkaller typically requires a custom kernel for fuzzing, but many Android devices can only boot signed kernels (AFL only generates test cases without modifying the kernel). In other words, Syzkaller collects runtime information by customizing the kernel, which invalidates the kernel signature. As a result, Syzkaller becomes difficult to use for driver fuzzing on mobile devices.

While existing driver fuzzers have created a closed-loop testing approach via syscalls, it is insufficient to consider syscalls as the sole entry point for testing. This approach implies an assumption that driver fuzzing is similar to kernel fuzzing, where comprehensive fuzzing can be achieved through syscalls alone. However, this assumption overlooks the complexity and potential vulnerabilities in hardware-related code, resulting in inadequate coverage and attention to hardware-level vulnerabilities [123]. Therefore, another fuzzing interface involves injecting malicious inputs from the hardware side through device configuration or I/O channels such as Port I/O, MMIO, and DMA. USBfuzz [123] uses a simulated USB device to match with kernel drivers and injects malicious USB descriptors. Fuzzers such as [71, 74, 105, 145, 148, 149, 168, 184] intercept the I/O access of target devices (including the target address and data content). After mutating the I/O data, the fuzzer resends the mutated data to the corresponding I/O channels (such as MMIO, PIO, or DMA). This approach enhances the flexibility of driver fuzzers and improves their ability to discover hardware-related vulnerabilities, such as those associated with hardware initialization, interrupt handling, direct DMA operations, and hardware error handling. It is worth noting that this approach has the requirement of verifying the difference between the simulated behavior and the behavior of the real hardware, as well as the need for an in-depth understanding of the communication protocols.



**5.3.2 The three-stage of driver fuzzing.** A driver contains a complete sequence of operations. In order to clearly represent the main features of the different stages in driver fuzzing, we categorize the transition of the driver from its initial state to the ready state into three main stages: device enumeration, probe execution, and device communication. The first two stages require enforcing a series of validations on the input, such as checking the chip version number, determining the I/O method used, and verifying the vendor and product IDs. This series of checks is referred to as the validation chain. Therefore, to effectively fuzz the entire driver code, the input must successfully pass through the entire validation chain. Failing to do so results in the generated seeds remaining stuck in the driver's initial stage, severely impairing the fuzzer's performance.

The first stage, device enumeration, refers to the complete process from the operating system detecting a device to binding the corresponding driver. Device detection can only be triggered during the OS boot phase by scanning the bus or through hot-plugging events. To cover the code paths of this stage, DEVFUZZ [168] simulates device hot-plugging behavior through run the command-line “echo 1 > /sys/bus/pci”, thereby repeatedly triggering the device enumeration process. Specifically, for devices on dynamically probed buses (such as PCI/PCIe), DEVFUZZ repeatedly executes the echo command to scan the PCI bus. For devices on buses using static enumeration (such as I2C), a new device is created at a specified I2C bus address, indirectly triggering the system's bus scan operation. It is important to note that the code coverage of this stage might not be directly obtained using the “kcov” integrated in the kernel because the driver code is enabled during kernel boot, and “kcov” debugfs is not ready for reading at that time. To overcome this issue, Wu et al. and Zhao et al. [168, 184] combine Intel PT to trace execution during the boot process.

The second stage, probe execution, verifies whether the test case meets the conditions required for subsequent device initialization. Thus, this stage contains numerous specialized code segments, such as operations that validate magic values by reading specific registers or perform polling verification. These pose significant challenges to the quality of test cases. To correctly pass the validation chain, Dr.Fuzz [184] uses error codes returned by the program as a new feedback mechanism to guide mutations. However, this method's performance might be limited by the large search space. To improve the accuracy of input generation, DEVFUZZ [168] employs symbolic execution to build a probe model, symbolizing the identifiers corresponding to the magic values to solve the constraints. Meanwhile, DriFuzz [145] employs concolic execution to reduce the path explosion problem that DEVFUZZ [168] might encounter when handling polling verification code segments. Additionally, ReUSB [74] high-fidelity record-and-replay syscalls and USB device requests and responses, thereby avoiding the complex symbolic solving tasks during the validation chain process.

Upon successfully passing the validation chain, the process enters the third stage: device communication (also known as post-probing). This stage signifies that the device is in a ready state and primarily involves data transfer between the device and driver through Memory-Mapped I/O (MMIO) and Direct Memory Access (DMA) mechanisms. Syscall-based driver fuzzers [39, 47, 58, 64, 107, 126, 173, 182] can trigger communication-related driver code using only syscalls such as open, write, close, and ioctl. For fuzzers that utilize I/O as input, PeriScope [148] employs a page-fault-based kernel monitoring mechanism to capture device drivers' access to MMIO and DMA regions. This allows the fuzzer to dynamically intervene in the communication process between the driver and the device, enabling fuzz testing and analysis. DEVFUZZ [168] employs static and dynamic program analysis to construct device models for MMIO, Port I/O (PIO), and DMA, thereby generating the fields of the structures. Dr.Fuzz [184] reduces the number of related data structures and the possible values of their fields by constructing I/O dependency graphs using static analysis, effectively narrowing the I/O input space. In addition, VIRTUZZ [71] takes the monitored communication data of real devices interacting with the driver (e.g., Bluetooth HCI packets, WLAN frames) as the initial seed and transfers the mutated I/O data to the device driver

under test via VirtIO's virtqueue (a highly efficient ring-buffer queue used for data transfer between VMs and hosts) to achieve the communication stage of fuzzing.

Although syscall-based driver fuzzers can directly focus on the post-probing stage, this approach also means that potential vulnerabilities in the first and second stages cannot be discovered. Therefore, to thoroughly fuzz a driver, it is essential to combine lower-level interaction interfaces (*i.e.*, device configuration or I/O channels).

**5.3.3 Device-free.** The execution of device drivers typically relies on real physical hardware, a “hardware-in-the-loop” testing approach that, while ensuring high fidelity, significantly limits testing flexibility and increases dependence on hardware resources. According to statistics, the “drivers/” directory in Ubuntu Linux 20.04 contains approximately 13 million lines of code, accounting for 64.8% of the entire Linux source code [168]. To address the complexity and cost associated with such testing, a notable characteristic driver fuzzing is the adoption of “device-free fuzzing,” where device behaviors are simulated to reduce reliance on physical hardware, thereby lowering costs and improving generalization. Existing driver fuzzers have implemented device-free testing through emulated hardware abstraction frameworks. For example, the usb-fuzzer in syzkaller uses the DUMMY HCD [151], a virtual USB host controller driver in the Linux kernel, to inject generated data into the USB stack, thereby simulating the behavior of an actual USB host controller. SATURN [173] leverages the Linux kernel's Gadget subsystem—a framework enabling device emulation as USB peripherals (*e.g.*, virtual printers or keyboards)—to dynamically generate USB-compliant device configurations, including vendor IDs, product IDs, and endpoint descriptors. By dynamically loading/unloading Gadget kernel modules to simulate hot-plug behaviors, SATURN triggers bus rescan operations, thereby eliminating hardware dependencies and achieving comprehensive coverage of device enumeration paths. However, this method is limited to USB bus drivers and fails to trigger vulnerabilities in physical host controller drivers.

To achieve broader testing across different device drivers, hypervisors like QEMU can be employed to intercept the read/write requests of the target kernel, constructing simulated devices [123]. Although this approach offers readily available virtual devices, reducing the dependence on real hardware, it has limited simulation capabilities, and building simulators for unsupported devices requires extensive manual effort. For instance, QEMU supports fewer than 130 PCI devices [184]. Additionally, these software-based simulators may generate overly standardized inputs, which are insufficient for triggering vulnerabilities that rely on malformed input [110].

Device emulation follows specific device models. For instance, in the Linux Kernel Device Model (LKDM), the driver must successfully initialize the relevant data structures before running. Once these data structures pass the second-stage validation chain, the fuzzer can manipulate these device structures (such as I/O ports, MMIO regions, *etc.*) to communicate with the driver (third stage), simulating behavior similar to real hardware. Thus, the key to device-free fuzzing lies in ensuring that the generated inputs mimic the response data of real devices, correctly initializing key device data structures to help the driver pass the validation chain checks. After entering the communication stage, the driver interacts with the device through low-level operations (such as `in`, `out`, `readl`, `writel`), which still rely on virtualization platforms (*e.g.*, QEMU) to intercept and emulate, achieving complete device-free fuzzing. Ex-vivo [126] captures the driver's data structures through memory snapshots, thereby bypassing all validation chain checks and eliminating dependency on the device. It is worth noting that while this approach achieves device-free fuzzing, it is not sufficiently comprehensive in covering the first two stages of testing. Therefore, recent fuzzers such as [105, 145, 168, 184] achieve device-free fuzzing by extracting the intrinsic semantic information of drivers (*e.g.*, error codes) or employing program analysis techniques to infer device structures and simulate device behavior, enabling device-free fuzzing.

Table 6. Hypervisor Fuzzers Sorted by Publication Year.

Fuzzers	Hypervisor	Input Type	Input Method
VDF[66]	QEMU	PIO, MMIO	Qtest
Hyper-Cube[134]	QEMU, Bhyve, ACRN, VirtualBox, Vmware Fusion	PIO, MMIO, DMA, Hypercall, Instruction	Bytecode translation
NYX[135]	QEMU, Bhyve	PIO, MMIO, DMA, Hypercall, Instruction	Bytecode translation
V-Shuttle[121]	QEMU, Virtual Box	DMA	Interception and Redirection
MundoFuzz[114]	QEMU, Bhyve	PIO, MMIO, DMA	Interception and Redirection
Morphuzz[28]	QEMU, Bhyve	PIO, MMIO, DMA	Qtest
IRIS[34]	Xen	Instruction	Interception and Redirection
VD-Guard[101]	QEMU, VirtualBox	PIO, MMIO, DMA	Bytecode translation
ViDeZZo[98]	QEMU, VirtualBox	PIO, MMIO, DMA	Interception and Redirection
HYPERPILL[30]	QEMU	PIO, MMIO, DMA, Hypercall	Bytecode translation

5.4 Hypervisor Fuzzing

Hypervisors implement multi-domain deployment and resource isolation through emulated virtual devices, which are a major source of vulnerabilities [1–4] and thus receive more attention in hypervisor testing activities [12, 46]. Compared to the other OS layers, hypervisors have more attack surfaces and the details of implementing fuzzing for these interfaces are more complex. Therefore, in addition to focusing on these attack surfaces, it is crucial to consider how to effectively conduct fuzzing using these interfaces. As shown in Table 6, we summarize the input types and methodologies used by existing hypervisor fuzzers, as well as the hypervisors they have been tested on.

*5.4.1 Input type.* Unlike the other OS layers, hypervisor fuzzing requires interacting with multiple interfaces. Schumilo et al. [134] identified the attack surfaces of hypervisors, including Port I/O, MMIO, DMA, hypercalls, and privileged instructions. Port I/O, MMIO, and DMA are primarily concerned with fuzzing virtual devices related to PCI/PCIe, ISA, and other bus interfaces. For instance, VDF [66] uses a recording and playback approach to focus specifically on MMIO-related activities. Hypercalls are specially designed interfaces that allows virtual machines to actively communicate with the hypervisor. Similar to how a syscall allows a switch from user mode to kernel mode, a hypercall enables the guest operating system (guest OS) in a virtual machine to trigger a VM-exit. VM-exit is a virtualization mechanism that temporarily transfers control from the virtual machine to the hypervisor, ensuring that the virtual machine cannot directly access or modify the host’s resources. After handling the operations triggered by the hypercall, the hypervisor returns control back to the virtual machine. For example, the `vmcall` instruction in Intel VT-x is used to write the hypervisor’s processing results back to the guest’s memory. Privileged instructions refer to commands used for hardware resource management, such as accessing and modifying control registers, managing memory paging, and configuring interrupt controllers. For example, testers can use the `MOV CR3` instruction to trigger the hypervisor’s interception and emulation of the memory paging mechanism. The difference between hypercalls and privileged instructions lies in their roles: hypercalls handle tasks related to virtualization (e.g., the hypervisor creating and attaching a virtual network interface to a virtual machine), while privileged instructions involve more fundamental hardware operations (e.g., modifying registers). Specifically, when privileged instructions are issued, the virtual machine is unaware that it is operating in a virtualized environment, and control over hardware is passively handed to the hypervisor for emulation before being mapped back to the virtualized environment. To improve hypervisor performance, developers aim to avoid running complex hypervisor emulation for tasks that do not involve low-level hardware operations. Hence, hypercalls were introduced to the hypervisor, allowing the virtual machine to recognize its virtualized environment and proactively request the hypervisor to perform virtualization-related tasks, thereby avoiding complex hardware emulation. It is worth noting that while hypercalls

improve the performance of virtualization in the hypervisor, this does not imply that testing should focus solely on hypercall interfaces. On the contrary, the broader attack surface requires testers to consider the tasks associated with different interfaces within the hypervisor and effectively organize fuzzing efforts to ensure comprehensive testing.

**5.4.2 Input method.** We summarize that existing fuzzers exploit the attack surface exposed by the hypervisor for fuzzing activities mainly through Qtest, bytecode translation, interception and redirection techniques.

**Qtest** is a lightweight framework provided by QEMU for testing virtual devices. With Qtest, testers can conveniently perform memory I/O read and write operations using APIs, bypassing the need to rely on combined CPU instructions. This means that Qtest allows direct interaction with virtual devices without depending on CPU instructions such as `inb %Port_Number` or `movl %MMIO_Address, value` [28].

Based on this, fuzzing engine can be automated by controlling Qtest to test the handling of virtual devices. For instance, VDF [66] records each MMIO operation's type, base offset, and the content of the data read or written, and it uses a custom Qtest API to replay mutated MMIO operations. However, this approach is limited to MMIO-related I/O activities and overlooks more frequent virtual device I/O operations testing, *i.e.*, DMA. This limitation arises because the location of the DMA buffer is dynamic and can be anywhere within the guest memory. Additionally, when the CPU accesses these buffers, the hypervisor does not proactively capture these accesses.

To address this issue, Morphuzz [28] intercepts guest-issued DMA operations by hooking into the DMA-access API provided by the hypervisor. Specifically, Morphuzz uses Qtest to send PIO/MMIO instructions generated by libfuzzer to the virtual device, which may trigger consecutive DMA operations. By intercepting the DMA access API, Morphuzz can intervene in the hypervisor's DMA access and inject specific patterns (*e.g.*, pointer rings with multiple unique addresses) into the corresponding guest memory regions to facilitate the fuzzing process. It is also worth mentioning that Morphuzz manually implemented a Qtest-like testing framework to perform fuzzing on the hypervisor Bhyve. However, it is important to note that this type of Qtest-based fuzzer is only applicable to QEMU and cannot be used for fuzzing different hypervisors. More critically, without carefully designing complex DMA data structures, the exploration of DMA-related testing remains limited.

**Bytecode translation** refers to a method where I/O request types are represented by predefined opcodes composed of different byte lengths. An interpreter then translates this bytecode into a compilable and executable program, hypercall, or privileged instruction. Additionally, this approach requires the fuzzer to provide an Agent OS to execute these specific I/O requests. Representative works in this domain include Hyper-Cube [134] and NYX [135] (a successor to Hyper-Cube). Hyper-Cube leveraged this technique to fuzz various attack surfaces, but it is considered a blind fuzzer, as the randomly generated bytecode leads to violations of resource usage protocols (such as variable states and function call timing relationships). NYX addresses this issue by leveraging affine types (a type system where variables can be used only once, or at most once, helping to prevent certain types of errors like double-free or double-close). NYX implements its own compiler and interpreter, which ultimately generates executable programs that perform I/O requests on the agent OS. In addition, in order to prevent the potential for address errors caused by the previous use of static translation, VD-Guard [101] examines the current memory layout during translation via QEMU to obtain the memory region index corresponding to the target memory address. HYPERPILL [30] first injects PRNG-generated values into relevant registers to trigger hypercalls, then utilizes runtime feedback to identify values that significantly affect the hypercall execution path. By further refining these critical inputs, HYPERPILL effectively avoids unexpected errors caused by invalid

data. This bytecode translation approach is not tied to any specific hypervisor platform, offering greater flexibility. However, it also introduces higher complexity, especially since manually written specifications are prone to errors, potentially limiting the effectiveness of the fuzzing process.

**Interception and redirection** involves hooking critical function calls that trigger VM Exit events, such as kernel-specific I/O APIs or the VM Exit handlers within the hypervisor. This method allows for the collection of intermediate information, which is then mutated and passed to the hypervisor for fuzzing. The advantage of this approach is that it does not require manual seed specification; instead, it mutates and tests based on actual, effective seeds. Existing works such as MundoFuzz [114], V-Shuttle [121], IRIS [34], and VideZZo [98] have successfully utilized this approach to fuzz hypervisors.

MundoFuzz hooks guest kernel-specific APIs that handle PIO, MMIO, and DMA operations, such as the Linux kernel's `inl()/outl()` for PIO access, `readl()/writel()` for MMIO access, and `dma_map_single()` for DMA buffer allocation. It then uses a customized Agent OS kernel to invoke these APIs to set register values. V-Shuttle, on the other hand, hooks DMA-related APIs within the hypervisor, such as `pci_dma_read`. This allows DMA operations to be "hijacked" and redirected to a fuzzer-generated seed file, replacing actual guest memory data with the mutated seed.

Similar to V-Shuttle, but different in that IRIS hooks the VM Exit handler within the hypervisor and uses a dummy VM to pass the mutated VM seed, including the Virtual Machine Control Structure (VMCS) and General-Purpose Registers (GPR), to the hypervisor. Unlike other hypervisor fuzzers, IRIS primarily aims to test the hypervisor's potential vulnerabilities when handling VM Exit events triggered by virtual machines.

Unlike the previous approaches, VideZZo only hooks the DMA API to collect information about DMA-access patterns, but does not perform the redirection, which is intended to automatically construct grammars with context-dependent properties based on domain knowledge.

## 6 Future Research Directions

### 6.1 LLM-Based Test Case Generation

Despite the widespread recognition of Syzkaller in kernel fuzzing, its support for rapidly iterating and continuously integrating open-source OSs exhibits significant limitations. Particularly, for systems such as Linux, with an average of 200 commits to the mainline per day [65], Syzlang necessitates continuous manual updates and enhancements. This is not only inefficient, but also leads to limited code coverage due to incomplete system call descriptions. The advent of large language models (LLMs) for automatic test case generation proposes a potential solution, leveraging the formidable language processing capabilities of LLMs for adapting OS specifications to Syzlang language learning and fine-tuning. This approach not only paves new avenues for the automatic generation of Syzlang, but also aims to enhance the accuracy and coverage of test cases. Furthermore, the linguistic processing prowess of LLMs could be employed to precisely analyze complex driver modules, such as DMA communications, thereby facilitating the automatic generation of test cases for Driver and Hypervisor layer I/O interfaces. Research in this direction could encompass developing novel model architectures, optimizing LLM training processes, and validating the efficacy and accuracy of LLM-generated test cases in practical OSF tasks.

### 6.2 Dependency-Enhanced Fuzzing Solution

Dependency issues are a key challenge in improving the effectiveness of OSF. Current approaches use program analysis techniques to extract the control flow and data flow of the PUT to establish dependency relationships between seeds. Although these approaches can generate semantically



correct seed sequence, they often struggle to trigger deep vulnerabilities with state dependencies due to the lack of contextual information in static control flow dependencies. For example, `setsockopt` must be called twice in a row to trigger a specific vulnerability [169]. Additionally, while the latest approach, Mock, dynamically learns state dependencies using neural network models, it affects fuzzing efficiency and introduces a degree of randomness. To simultaneously address both control flow and state dependencies, future research could explore minimal common seed sequences by mining sources such as CVE reports (state dependencies), PoCs (state dependencies), and real-world applications (control flow dependencies) before fuzzing is executed. Furthermore, by introducing a domain-specific language (DSL) in Syzlang to describe the dependency relationships of seeds, an end-to-end OSF solution with dependency-enhanced handling could be achieved. Although DSL cannot cover all dependencies, it provides a solid starting point for OSF, enabling seamless integration with learning models, dynamic program flow analysis, and other techniques during fuzzing to continuously strengthen the expressiveness and capture of dependencies.

### 6.3 Embedded Operating System Fuzzing

With the widespread deployment of embedded OSs (*e.g.*, RT-Linux, FreeRTOS, Zephyr, *etc.*) in industrial software infrastructure, *e.g.*, autonomous driving, ensuring their security and reliability is of utmost importance. However, vulnerabilities within the code of these embedded open-source OSs may present significant long-term security and safety threats to these industries. Furthermore, the application and effectiveness of fuzzing techniques in embedded devices are significantly constrained by the limited computational resources and the high costs of experimental equipment. While simulation environments offer a compromise between flexibility and realism, they fall short of accurately replicating the intricate interplay of hardware and software found in embedded systems. This limitation becomes particularly acute in fuzzing OSs for intelligent vehicles, where not all aspects of embedded hardware and software can be effectively simulated. Consequently, a significant research direction for the future involves identifying and developing methods to improve both the execution efficiency and the code coverage of fuzzing techniques, specifically within the practical constraints of embedded environments.

### 6.4 Rust-Based Kernel Fuzzing

With the increasing utilization of the Rust language in the development of open-source OS kernels due to its memory safety features, fuzzing for Rust-based kernels has become critically important. Although Syzlang is a widely used to generate initial seeds in Syzlang, its construction in C poses challenges for direct application to Rust-based environments. Research efforts could begin by attempting to port Syzkaller to Rust-based kernels, focusing on analyzing the relationships between system calls and initially setting aside the complexities of Syzkaller's construction. The Rust community is still in the process of developing features analogous to the Sanitizer and KCOV modules, which are crucial for advanced fuzzing tasks. The creation of Rust equivalents for these tools, along with a new system call description language tailored for Rust, could significantly advance the field. Furthermore, by leveraging LLMs to accelerate the generation of automatic test cases, a higher degree of automation and efficiency can be achieved in fuzzing for Rust-based kernels.

## 7 Conclusions

We conduct the first systematic literature review of OSF. Overall, we classify the literature according to the four OS layers, *i.e.*, kernels, file systems, drivers, and hypervisors. We first summarize the general workflow of OSF, and then elaborate the details of each step of OSF. Further, we summarize unique fuzzing challenges for different OS layers. Based on the findings from our systematic survey, we



discuss the future research directions in OSF. We hope our work will encourage further research in OSF and provide valuable guidance to newcomers in this field.

## References

- [1] 2014. CVE-2014-2894: Off-by-one error in the cmd start function in smart self test in IDE core. <https://cve.mitre.org/cgi-bin/cvename.cgi?name=CVE-2014-2894>.
- [2] 2015. CVE-2015-3456: Floppy disk controller (FDC) allows guest users to cause denial of service. <https://cve.mitre.org/cgi-bin/cvename.cgi?name=CVE-2015-3456>.
- [3] 2015. CVE-2015-5279: Heap-based buffer overflow in NE2000 virtual device. <https://cve.mitre.org/cgi-bin/cvename.cgi?name=CVE-2015-5279>.
- [4] 2015. CVE-2015-6855: IDE core does not properly restrict commands. <http://cve.mitre.org/cgi-bin/cvename.cgi?name=CVE-2015-6855>.
- [5] 2017. Strace. <https://strace.io/>
- [6] 2019. Kernel AddressSanitizer. <https://www.kernel.org/doc/html/v4.14/dev-tools/kasan.html>.
- [7] 2019. kernel-exploits. <https://github.com/xairy/kernel-exploits/>
- [8] 2020. KCSAN: concurrency sanitizer for the Linux kernel. <https://google.github.io/kernel-sanitizers/KCSAN.html>.
- [9] 2020. MemorySanitizer. <https://github.com/google/sanitizers/wiki/MemorySanitizer>.
- [10] 2020. ThreadSanitizer: a data race detector for C/C++. <https://github.com/google/sanitizers/wiki/ThreadSanitizerCppManual>.
- [11] 2024. Common Vulnerabilities and Exposures. <https://cve.mitre.org> (2024).
- [12] 2024. *Features/QTest*. <http://wiki.qemu.org/Features/QTest>
- [13] 2024. FullDisclosure Mailing List. <http://seclists.org/fulldisclosure> (2024).
- [14] 2024. Information Security Resources. <https://www.sans.org/security-resources/blogs> (2024).
- [15] 2024. Krebs on Security. <https://krebsonsecurity.com> (2024).
- [16] 2024. Linux Kernel Git Repositories. <https://git.kernel.org> (2024).
- [17] 2024. Wireshark. <https://www.wireshark.org>.
- [18] Humberto Abdelnur, Obes Jorge Lucangeli, Olivier Festor, et al. 2010. *Spectral fuzzing: Evaluation & feedback*. Ph. D. Dissertation. INRIA.
- [19] ARM. 2017. CoreSight on-chip trace and debug. [Online]. Available: <http://infocenter.arm.com/help/index.jsp?topic=/com.arm.doc.set.coresight/index.html>.
- [20] Jia-Ju Bai, Julia Lawall, Qiu-Liang Chen, and Shi-Min Hu. 2019. Effective static analysis of concurrency {Use-After-Free} bugs in linux device drivers. In *2019 USENIX Annual Technical Conference*. 255–268.
- [21] Baidu. 2024. Apollo: An open autonomous driving platform. <https://github.com/ApolloAuto/apollo>.
- [22] Gal Beniamini. 2017. Over the air: Exploiting Broadcom’s Wi-Fi stack (part 1). [https://googleprojectzero.blogspot.com/2017/04/over-air-exploiting-broadcoms-wi-fi\\_4.html](https://googleprojectzero.blogspot.com/2017/04/over-air-exploiting-broadcoms-wi-fi_4.html).
- [23] Gal Beniamini. 2017. Over the air: Exploiting Broadcom’s Wi-Fi stack (part 2). [https://googleprojectzero.blogspot.com/2017/04/over-air-exploiting-broadcoms-wi-fi\\_11.html](https://googleprojectzero.blogspot.com/2017/04/over-air-exploiting-broadcoms-wi-fi_11.html).
- [24] Marcel Böhme, Cristian Cadar, and Abhik Roychoudhury. 2020. Fuzzing: Challenges and reflections. *IEEE Software* 38, 3 (2020), 79–86.
- [25] Marcel Böhme, Van-Thuan Pham, and Abhik Roychoudhury. 2016. Coverage-based greybox fuzzing as markov chain. In *Proceedings of the 2016 ACM SIGSAC Conference on Computer and Communications Security*. 1032–1043.
- [26] Daniel Borkmann. [n. d.]. Linux eBPF. <https://ebpf.io>.
- [27] Sergey Brin and Lawrence Page. 1998. The anatomy of a large-scale hypertextual web search engine. *Computer networks and ISDN systems* 30, 1-7 (1998), 107–117.
- [28] Alexander Bulekov, Bandan Das, Stefan Hajnoczi, and Manuel Egele. 2022. MORPHUZZ: Bending (input) space to fuzz virtual devices. In *31st USENIX Security Symposium*. 1221–1238.
- [29] Alexander Bulekov, Bandan Das, Stefan Hajnoczi, and Manuel Egele. 2023. No grammar, no problem: Towards fuzzing the linux kernel without system-call descriptions. In *Network and Distributed System Security Symposium*.
- [30] Alexander Bulekov, Qiang Liu, Manuel Egele, and Mathias Payer. 2024. {HYPERPILL}: Fuzzing for Hypervisor-bugs by Leveraging the Hardware Virtualization Interface. In *33rd USENIX Security Symposium*. 919–935.
- [31] Sebastian Burckhardt, Pravesh Kothari, Madanlal Musuvathi, and Santosh Nagarakatte. 2010. A randomized scheduler with probabilistic guarantees of finding bugs. *ACM SIGARCH Computer Architecture News* 38, 1 (2010), 167–178.
- [32] Juan Caballero, Gustavo Grieco, Mark Marron, and Antonio Nappa. 2012. Undangle: early detection of dangling pointers in use-after-free and double-free vulnerabilities. In *Proceedings of the 2012 International Symposium on Software Testing and Analysis*. 133–143.
- [33] Mingming Cao, Suparna Bhattacharya, and Ted Ts’o. 2007. Ext4: The Next Generation of Ext2/3 Filesystem.. In *LSF*.

- [34] Carmine Cesarano, Marcello Cinque, Domenico Cotroneo, Luigi De Simone, and Giorgio Farina. 2023. IRIS: a Record and Replay Framework to Enable Hardware-assisted Virtualization Fuzzing. *arXiv preprint arXiv:2303.12817* (2023).
- [35] Omri Chang. 2017. Attacking the Windows NVIDIA driver. <https://googleprojectzero.blogspot.com/2017/02/attacking-windows-nvidia-driver.html>.
- [36] Hongxu Chen, Shengjian Guo, Yinxing Xue, Yulei Sui, Cen Zhang, Yuekang Li, Haijun Wang, and Yang Liu. 2020. {MUZZ}: Thread-aware grey-box fuzzing for effective bug hunting in multithreaded programs. In *29th USENIX Security Symposium*. 2325–2342.
- [37] Libo Chen, Quanpu Cai, Zhenbang Ma, Yanhao Wang, Hong Hu, Minghang Shen, Yue Liu, Shanqing Guo, Haixin Duan, Kaida Jiang, et al. 2022. SFuzz: Slice-based Fuzzing for Real-Time Operating Systems. In *Proceedings of the 2022 ACM SIGSAC Conference on Computer and Communications Security*. 485–498.
- [38] Long Chen, Yunqing Zhang, Bin Tian, Yunfeng Ai, Dongpu Cao, and Fei-Yue Wang. 2022. Parallel driving OS: A ubiquitous operating system for autonomous driving in CPSS. *IEEE Transactions on Intelligent Vehicles* 7, 4 (2022), 886–895.
- [39] Weiteng Chen, Yu Hao, Zheng Zhang, Xiaochen Zou, Dhilung Kirat, Shachee Mishra, Douglas Schales, Jiyong Jang, and Zhiyun Qian. 2024. SyzGen++: Dependency Inference for Augmenting Kernel Driver Fuzzing. In *2024 IEEE Symposium on Security and Privacy*.
- [40] Weiteng Chen, Xiaochen Zou, Guoren Li, and Zhiyun Qian. 2020. {KOOBE}: Towards facilitating exploit generation of kernel {Out-Of-Bounds} write vulnerabilities. In *29th USENIX Security Symposium*. 1093–1110.
- [41] Yueqi Chen and Xinyu Xing. 2019. Slake: Facilitating slab manipulation for exploiting vulnerabilities in the linux kernel. In *Proceedings of the 2019 ACM SIGSAC Conference on Computer and Communications Security*. 1707–1722.
- [42] Vitaly Chipounov, Volodymyr Kuznetsov, and George Candea. 2011. S2E: A platform for in-vivo multi-path analysis of software systems. *Acm Sigplan Notices* 46, 3 (2011), 265–278.
- [43] Andy Chou, Junfeng Yang, Benjamin Chelf, Seth Hallem, and Dawson Engler. 2001. An empirical study of operating systems errors. In *Proceedings of the eighteenth ACM symposium on Operating systems principles*. 73–88.
- [44] Alessandro Cilardo, Marcello Cinque, Luigi De Simone, and Nicola Mazzocca. 2022. Virtualization over multiprocessor systems-on-chip: An enabling paradigm for the industrial internet of things. *Computer* 55, 10 (2022), 35–47.
- [45] Marcello Cinque, Domenico Cotroneo, Luigi De Simone, and Stefano Rosiello. 2022. Virtualizing mixed-criticality systems: A survey on industrial trends and issues. *Future Generation Computer Systems* 129 (2022), 315–330.
- [46] Kai Cong, Fei Xie, and Li Lei. 2013. Symbolic execution of virtual devices. In *2013 13th International Conference on Quality Software*. 1–10.
- [47] Jake Corina, Aravind Machiry, Christopher Salls, Yan Shoshitaishvili, Shuang Hao, Christopher Kruegel, and Giovanni Vigna. 2017. Difuze: Interface aware fuzzing for kernel drivers. In *Proceedings of the 2017 ACM SIGSAC Conference on Computer and Communications Security*. 2123–2138.
- [48] Domenico Cotroneo, Antonio Ken Iannillo, and Roberto Natella. 2019. Evolutionary fuzzing of android OS vendor system services. *Empirical Software Engineering* 24 (2019), 3630–3658.
- [49] Andy Davis. 2011. USB-undermining security barriers. *Black Hat Briefings* (2011).
- [50] Will Dietz, Peng Li, John Regehr, and Vikram Adve. 2015. Understanding integer overflow in C/C++. *ACM Transactions on Software Engineering and Methodology* 25, 1 (2015), 1–29.
- [51] D.Jones. 2015. *Linux system call fuzzer*. "<https://github.com/kernelslacker/trinity>."
- [52] Max Eisele, Marcello Maugeri, Rachna Shriwas, Christopher Huth, and Giampaolo Bella. 2022. Embedded fuzzing: a review of challenges, tools, and solutions. *Cybersecurity* 5, 1 (2022), 18.
- [53] Marius Fleischer, Dipanjan Das, Priyanka Bose, Weiheng Bai, Kangjie Lu, Mathias Payer, Christopher Kruegel, and Giovanni Vigna. 2023. {ACTOR}:{Action-Guided} Kernel Fuzzing. In *32nd USENIX Security Symposium*. 5003–5020.
- [54] Pedro Fonseca, Rodrigo Rodrigues, and Björn B Brandenburg. 2014. {SKI}: Exposing Kernel Concurrency Bugs through Systematic Schedule Exploration. In *11th USENIX Symposium on Operating Systems Design and Implementation*. 415–431.
- [55] Vahid Garousi and Mika V Mäntylä. 2016. A systematic literature review of literature reviews in software testing. *Information and Software Technology* 80 (2016), 195–216.
- [56] GNU Project. [n. d.]. *gcov: GCC Coverage*. Retrieved May 2024 from <https://gcc.gnu.org/onlinedocs/gcc/Gcov.html>.
- [57] Patrice Godefroid. 2020. Fuzzing: Hack, art, and science. *Commun. ACM* 63, 2 (2020), 70–76.
- [58] Google. 2015. *Syzkaller: an unsupervised coverage-guided kernel fuzzer*. <https://github.com/google/syzkaller>.
- [59] Google. 2024. *Syscall Descriptions Syntax*. [https://github.com/google/syzkaller/blob/master/docs/syscall\\_descriptions\\_syntax.md](https://github.com/google/syzkaller/blob/master/docs/syscall_descriptions_syntax.md)
- [60] NCC Group. 2017. *FL/QEMU Fuzzing with Full-system Emulation*. <https://github.com/nccgroup/TriforceAFL>.
- [61] Part Guide. 2011. Intel® 64 and ia-32 architectures software developer’s manual. *Volume 3B: System programming Guide, Part 2*, 11 (2011), 0–40.

- [62] David Gullasch, Endre Bangerter, and Stephan Krenn. 2011. Cache games—bringing access-based cache attacks on AES to practice. In *2011 IEEE Symposium on Security and Privacy*. 490–505.
- [63] HyungSeok Han and Sang Kil Cha. 2017. Imf: Inferred model-based fuzzer. In *Proceedings of the 2017 ACM SIGSAC Conference on Computer and Communications Security*. 2345–2358.
- [64] Yu Hao, Guoren Li, Xiaochen Zou, Weiteng Chen, Shitong Zhu, Zhiyun Qian, and Ardalan Amiri Sani. 2023. Syzdescribe: Principled, automated, static generation of syscall descriptions for kernel drivers. In *2023 IEEE Symposium on Security and Privacy*. 3262–3278.
- [65] Yu Hao, Hang Zhang, Guoren Li, Xingyun Du, Zhiyun Qian, and Ardalan Amiri Sani. 2022. Demystifying the dependency challenge in kernel fuzzing. In *Proceedings of the 44th International Conference on Software Engineering*. 659–671.
- [66] Andrew Henderson, Heng Yin, Guang Jin, Hao Han, and Hongmei Deng. 2017. Vdf: Targeted evolutionary fuzz testing of virtual devices. In *Research in Attacks, Intrusions, and Defenses: 20th International Symposium, RAID 2017, Atlanta, GA, USA, September 18–20, 2017, Proceedings*. 3–25.
- [67] Christian Holler, Kim Herzig, and Andreas Zeller. 2012. Fuzzing with code fragments. In *21st USENIX Security Symposium*. 445–458.
- [68] Heqing Huang, Yiyuan Guo, Qingkai Shi, Peisen Yao, Rongxin Wu, and Charles Zhang. 2022. Beacon: Directed grey-box fuzzing with provable path pruning. In *2022 IEEE Symposium on Security and Privacy*. 36–50.
- [69] JC Huang. 1978. Program instrumentation and software testing. *Computer* 11, 4 (1978), 25–32.
- [70] Hsin-Wei Hung and Ardalan Amiri Sani. 2024. BRF: Fuzzing the eBPF Runtime. *Proceedings of the ACM on Software Engineering* 1, FSE (2024), 1152–1171.
- [71] Sönke Huster, Matthias Hollick, and Jiska Classen. 2024. To Boldly Go Where No Fuzzer Has Gone Before: Finding Bugs in Linux’ Wireless Stacks through VirtIO Devices. In *2024 IEEE Symposium on Security and Privacy*.
- [72] IBM. n.d.. Source Code Instrumentation Overview. [https://www.ibm.com/support/knowledgecenter/SSSHUF\\_8.0.0/com.ibm.rational.testtr.doc/topics/cinstruovw.html](https://www.ibm.com/support/knowledgecenter/SSSHUF_8.0.0/com.ibm.rational.testtr.doc/topics/cinstruovw.html). Retrieved March 7, 2020.
- [73] International Organization for Standardization 2011. *Road Vehicles - Functional Safety*. International Organization for Standardization, Geneva, Switzerland.
- [74] Jisoo Jang, Minsuk Kang, and Dokyung Song. 2023. ReUSB: Replay-Guided USB Driver Fuzzing.. In *USENIX Security Symposium*. 2921–2938.
- [75] Bob Jenkins. 2020. A small noncryptographic PRNG. <http://www.burtleburtle.net/bob/rand/smallprng.html>.
- [76] Dae R Jeong, Minkyu Jung, Yoochan Lee, Byoungyoung Lee, Insik Shin, and Youngjin Kwon. 2023. Diagnosing kernel concurrency failures with AITIA. In *Proceedings of the Eighteenth European Conference on Computer Systems*. 94–110.
- [77] Dae R Jeong, Kyungtae Kim, Basavesh Shivakumar, Byoungyoung Lee, and Insik Shin. 2019. Razzer: Finding kernel race bugs through fuzzing. In *2019 IEEE Symposium on Security and Privacy*. 754–768.
- [78] Dae R Jeong, Byoungyoung Lee, Insik Shin, and Youngjin Kwon. 2023. SEGFUZZ: Segmentizing Thread Interleaving to Discover Kernel Concurrency Bugs through Fuzzing. In *2023 IEEE Symposium on Security and Privacy*. 2104–2121.
- [79] Zu-Ming Jiang, Jia-Ju Bai, Kangjie Lu, and Shi-Min Hu. 2022. Context-sensitive and directional concurrency fuzzing for data-race detection. In *Network and Distributed Systems Security Symposium 2022*.
- [80] Viktor Johansson and A.L.M. Vallen. 2018. Random testing with sanitizers to detect concurrency bugs in embedded avionics software.
- [81] Jim Keniston. [n. d.]. Linux Kprobe. <https://www.kernel.org/doc/html/latest/trace/kprobes.html>.
- [82] The kernel development community. 2021. usbmon. <https://www.kernel.org/doc/html/v5.14/usb/usbmon.html>.
- [83] Kyungtae Kim, Dae R Jeong, Chung Hwan Kim, Yeongjin Jang, Insik Shin, and Byoungyoung Lee. 2020. HFL: Hybrid Fuzzing on the Linux Kernel.. In *NDSS*.
- [84] Seulbae Kim, Meng Xu, Sanidhya Kashyap, Jungyeon Yoon, Wen Xu, and Taesoo Kim. 2020. Finding bugs in file systems with an extensible fuzzing framework. *ACM Transactions on Storage* 16, 2 (2020), 1–35.
- [85] A. Kleen. [n. d.]. simple-pt: Simple Intel CPU processor tracing on Linux. <https://github.com/andikleen/simple-pt>.
- [86] A. Kleen and B. Strong. 2015. Intel Processor Trace on Linux. In *Tracing Summit 2015*.
- [87] Philip Koopman, John Sung, Christopher Dingman, Daniel Siewiorek, and Ted Marz. 1997. Comparing operating systems using robustness benchmarks. In *Proceedings of SRDS’97: 16th IEEE Symposium on Reliable Distributed Systems*. 72–79.
- [88] lcamtuf. 2013. *American fuzzy lop*. <https://lcamtuf.coredump.cx/afl/>.
- [89] Changman Lee, Dongho Sim, Jooyoung Hwang, and Sangyeun Cho. 2015. {F2FS}: A new file system for flash storage. In *13th USENIX Conference on File and Storage Technologies*. 273–286.
- [90] Caroline Lemieux and Koushik Sen. 2018. Fairfuzz: A targeted mutation strategy for increasing greybox fuzz testing coverage. In *Proceedings of the 33rd ACM/IEEE international conference on automated software engineering*. 475–485.
- [91] Jun Li, Bodong Zhao, and Chao Zhang. 2018. Fuzzing: a survey. *Cybersecurity* 1 (2018), 1–13.

- [92] Wubin Li, Ali Kanso, and Abdelouahed Gherbi. 2015. Leveraging linux containers to achieve high availability for cloud services. In *2015 IEEE International Conference on Cloud Engineering*. 76–83.
- [93] Hongliang Liang, Yixiu Chen, Zhuosi Xie, and Zhiyi Liang. 2020. X-afl: A kernel fuzzer combining passive and active fuzzing. In *Proceedings of the 13th European workshop on Systems Security*. 13–18.
- [94] Hongliang Liang, Xiaoxiao Pei, Xiaodong Jia, Wuwei Shen, and Jian Zhang. 2018. Fuzzing: State of the art. *IEEE Transactions on Reliability* 67, 3 (2018), 1199–1218.
- [95] Zhenpeng Lin, Yueqi Chen, Yuhang Wu, Dongliang Mu, Chensheng Yu, Xinyu Xing, and Kang Li. 2022. GREBE: Unveiling exploitation potential for Linux kernel bugs. In *2022 IEEE Symposium on Security and Privacy*. 2078–2095.
- [96] Linux. 2022. Runtime locking correctness validator. <https://www.kernel.org/doc/Documentation/locking/lockdep-design.txt>.
- [97] Linux kernel document. 2018. *KernelAddressSanitizer*. <https://github.com/google/kasan/wiki>
- [98] Qiang Liu, Flavio Toffalini, Yajin Zhou, and Mathias Payer. 2023. Videzzo: Dependency-aware virtual device fuzzing. In *2023 IEEE Symposium on Security and Privacy*. 3228–3245.
- [99] Shuwen Liu. 2023. *Leveraging Android OS to Secure Diverse Devices in Residential Networks*. Ph.D. Dissertation. WORCESTER POLYTECHNIC INSTITUTE.
- [100] Wenqing Liu and An-I Andy Wang. 2023. LFuzz: Exploiting Locality-Enabled Techniques for File-System Fuzzing. In *European Symposium on Research in Computer Security*. 507–525.
- [101] Yuwei Liu, Siqi Chen, Yuchong Xie, Yanhao Wang, Libo Chen, Bin Wang, Yingming Zeng, Zhi Xue, and Purui Su. 2023. VD-Guard: DMA Guided Fuzzing for Hypervisor Virtual Device. In *2023 38th IEEE/ACM International Conference on Automated Software Engineering*. 1676–1687.
- [102] Kangjie Lu and Hong Hu. 2019. Where does it go? refining indirect-call targets with multi-layer type analysis. In *Proceedings of the 2019 ACM SIGSAC Conference on Computer and Communications Security*. 1867–1881.
- [103] Lanyue Lu, Andrea C Arpaci-Dusseau, Remzi H Arpaci-Dusseau, and Shan Lu. 2013. A study of linux file system evolution. In *11th USENIX Conference on file and storage technologies*. 31–44.
- [104] Shan Lu, Soyeon Park, Eunsoo Seo, and Yuanyuan Zhou. 2008. Learning from mistakes: a comprehensive study on real world concurrency bug characteristics. In *Proceedings of the 13th international conference on Architectural support for programming languages and operating systems*. 329–339.
- [105] Zheyu Ma, Bodong Zhao, Letu Ren, Zheming Li, Siqi Ma, Xiapu Luo, and Chao Zhang. 2022. Printfuzz: Fuzzing linux drivers via automated virtual device simulation. In *Proceedings of the 31st ACM SIGSOFT International Symposium on Software Testing and Analysis*. 404–416.
- [106] Dominik Maier, Benedikt Radtke, and Bastian Harren. 2019. Unicorefuzz: On the viability of emulation for kernelspace fuzzing. In *13th USENIX Workshop on Offensive Technologies*.
- [107] Dominik Maier and Fabian Toepfer. 2021. BSOD: Binary-only scalable fuzzing of device drivers. In *Proceedings of the 24th International Symposium on Research in Attacks, Intrusions and Defenses*. 48–61.
- [108] Sanoop Malliserry and Yu-Sung Wu. 2023. Demystify the fuzzing methods: A comprehensive survey. *Comput. Surveys* 56, 3 (2023), 1–38.
- [109] Valentin JM Manès, HyungSeok Han, Choongwoo Han, Sang Kil Cha, Manuel Egele, Edward J Schwartz, and Maverick Woo. 2019. The art, science, and engineering of fuzzing: A survey. *IEEE Transactions on Software Engineering* 47, 11 (2019), 2312–2331.
- [110] A. Theodore Markettos, Colin Rothwell, Brett F. Gutstein, Allison Pearce, Peter G. Neumann, Simon W. Moore, and Robert N. M. Watson. 2019. Thunderclap: Exploring Vulnerabilities in Operating System IOMMU Protection via DMA from Untrustworthy Peripherals. *Proceedings 2019 Network and Distributed System Security Symposium* (2019).
- [111] Barton P Miller, Lars Fredriksen, and Bryan So. 1990. An empirical study of the reliability of UNIX utilities. *Commun. ACM* 33, 12 (1990), 32–44.
- [112] Marius Muench, Dario Nisi, Aurélien Francillon, and Davide Balzarotti. 2018. Avatar 2: A multi-target orchestration platform. In *Proc. Workshop Binary Anal. Res.*, Vol. 18. 1–11.
- [113] MWR Labs. 2016. *Cross Platform Kernel Fuzzer Framework*. <https://github.com/mwrlabs/KernelFuzzer>
- [114] Cheolwoo Myung, Gwangmu Lee, and Byoungyoung Lee. 2022. {MundoFuzz}: Hypervisor fuzzing with statistical coverage testing and grammar inference. In *31st USENIX Security Symposium*. 1257–1274.
- [115] National Institute of Standards and Technology (NIST). 2024. National Vulnerability Database. <https://nvd.nist.gov/vuln/search>. Accessed: 2024-09-14.
- [116] Nicholas Nethercote and Julian Seward. 2007. Valgrind: a framework for heavyweight dynamic binary instrumentation. *ACM Sigplan notices* 42, 6 (2007), 89–100.
- [117] Nguyen Anh Quynh. 2014. *Capstone*. <http://www.capstone-engine.org>
- [118] Karsten Nohl. 2014. BadUSB-On Accessories That Turn Evil. *Black Hat USA* (2014).
- [119] Shankara Pailoor, Andrew Aday, and Suman Jana. 2018. {MoonShine}: Optimizing {OS} fuzzer seed selection with trace distillation. In *27th USENIX Security Symposium*. 729–743.

- [120] Nicolas Palix, Gaël Thomas, Suman Saha, Christophe Calvès, Julia Lawall, and Gilles Muller. 2011. Faults in Linux: Ten years later. In *Proceedings of the sixteenth international conference on Architectural support for programming languages and operating systems*. 305–318.
- [121] Gaoning Pan, Xingwei Lin, Xuhong Zhang, Yongkang Jia, Shouling Ji, Chunming Wu, Xinlei Ying, Jiashui Wang, and Yanjun Wu. 2021. V-shuttle: Scalable and semantics-aware hypervisor virtual device fuzzing. In *Proceedings of the 2021 ACM SIGSAC Conference on Computer and Communications Security*. 2197–2213.
- [122] Peachtech. 2021. *Peach: The Peach Fuzzer Platform*. <https://www.peach.tech/products/peach-fuzzer/>
- [123] Hui Peng and Mathias Payer. 2020. {USBfuzz}: A Framework for Fuzzing {USB} Drivers by Device Emulation. In *29th USENIX Security Symposium*. 2559–2575.
- [124] Gerald J Popek and Robert P Goldberg. 1974. Formal requirements for virtualizable third generation architectures. *Commun. ACM* 17, 7 (1974), 412–421.
- [125] LLVM Project. 2018. *libFuzzer - a library for coverage-guided fuzz testing*. <https://llvm.org/docs/LibFuzzer.html>,
- [126] Ivan Pustogarov, Qian Wu, and David Lie. 2020. Ex-vivo dynamic analysis framework for Android device drivers. In *2020 IEEE Symposium on Security and Privacy*. 1088–1105.
- [127] Ole André V. Ravnås. 2017. FRIDA. [Online]. Available: <https://www.frida.re>.
- [128] Alexandre Rebert, Sang Kil Cha, Thanassis Avgerinos, Jonathan Foote, David Warren, Gustavo Grieco, and David Brumley. 2014. Optimizing seed selection for fuzzing. In *23rd USENIX Security Symposium*. 861–875.
- [129] Ohad Rodeh, Josef Bacik, and Chris Mason. 2013. BTRFS: The Linux B-tree filesystem. *ACM Transactions on Storage* 9, 3 (2013), 1–32.
- [130] ROS2. 2024. Robot Operating System (ROS). <https://github.com/ros2>.
- [131] RTCA 1992. *DO-178C Software Considerations in Airborne Systems and Equipment Certification*. RTCA. Requirements and Technical Concepts for Aviation.
- [132] Gary J. Saavedra, Kathryn N. Rodhouse, Daniel M. Dunlavy, and Philip W. Kegelmeyer. 2019. A Review of Machine Learning Applications in Fuzzing. *ArXiv abs/1906.11133* (2019).
- [133] Stefan Savage, Michael Burrows, Greg Nelson, Patrick Sobalvarro, and Thomas Anderson. 1997. Eraser: A dynamic data race detector for multithreaded programs. *ACM Transactions on Computer Systems* 15, 4 (1997), 391–411.
- [134] Sergej Schumilo, Cornelius Aschermann, Ali Abbasi, Simon Wörner, and Thorsten Holz. 2020. HYPER-CUBE: High-Dimensional Hypervisor Fuzzing. In *NDSS*.
- [135] Sergej Schumilo, Cornelius Aschermann, Ali Abbasi, Simon Wörner, and Thorsten Holz. 2021. Nyx: Greybox hypervisor fuzzing using fast snapshots and affine types. In *30th USENIX Security Symposium*. 2597–2614.
- [136] Sergej Schumilo, Cornelius Aschermann, Robert Gawlik, Sebastian Schinzel, and Thorsten Holz. 2017. {kAFL}:{Hardware-Assisted} feedback fuzzing for {OS} kernels. In *26th USENIX security symposium*. 167–182.
- [137] Michael Schwarz, Daniel Gruss, Moritz Lipp, Clémentine Maurice, Thomas Schuster, Anders Fogh, and Stefan Mangard. 2018. Automated detection, exploitation, and elimination of double-fetch bugs using modern cpu features. In *Proceedings of the 2018 Asia Conference on Computer and Communications Security*. 587–600.
- [138] Kostya Serebryany. 2017. {OSS-Fuzz}-Google’s continuous fuzzing service for open source software. (2017).
- [139] Konstantin Serebryany, Derek Bruening, Alexander Potapenko, and Dmitriy Vyukov. 2012. {AddressSanitizer}: A fast address sanity checker. In *2012 USENIX annual technical conference*. 309–318.
- [140] Konstantin Serebryany and Timur Iskhodzhanov. 2009. ThreadSanitizer: data race detection in practice. In *Proceedings of the workshop on binary instrumentation and applications*. 62–71.
- [141] Silicon Graphics Inc. (SGI). 2018. (x)fstests is a filesystem testing suite. <https://github.com/kdave/xfstests>.
- [142] Silicon Graphics Inc. (SGI) and Red Hat Inc. 2018. XFS. <http://xfs.org>.
- [143] Yuheng Shen, Hao Sun, Yu Jiang, Heyuan Shi, Yixiao Yang, and Wanli Chang. 2021. Rtkaller: State-aware task generation for RTOS fuzzing. *ACM Transactions on Embedded Computing Systems* 20, 5s (2021), 1–22.
- [144] Yuheng Shen, Yiru Xu, Hao Sun, Jianzhong Liu, Zichen Xu, Aiguo Cui, Heyuan Shi, and Yu Jiang. 2022. Tardis: Coverage-guided embedded operating system fuzzing. *IEEE Transactions on Computer-Aided Design of Integrated Circuits and Systems* 41, 11 (2022), 4563–4574.
- [145] Zekun Shen, Ritik Roongta, and Brendan Dolan-Gavitt. 2022. Drifuzz: Harvesting bugs in device drivers from golden seeds. In *31st USENIX Security Symposium*. 1275–1290.
- [146] Heyuan Shi, Runzhe Wang, Ying Fu, Mingzhe Wang, Xiaohai Shi, Xun Jiao, Houbing Song, Yu Jiang, and Jianguang Sun. 2019. Industry practice of coverage-guided enterprise linux kernel fuzzing. In *Proceedings of the 2019 27th ACM Joint Meeting on European Software Engineering Conference and Symposium on the Foundations of Software Engineering*. 986–995.
- [147] Yan Shoshitaishvili, Ruoyu Wang, Christopher Salls, Nick Stephens, Mario Polino, Andrew Dutcher, John Grosen, Siji Feng, Christophe Hauser, Christopher Kruegel, et al. 2016. Sok:(state of) the art of war: Offensive techniques in binary analysis. In *2016 IEEE symposium on security and privacy*. 138–157.



- [148] Dokyung Song, Felicitas Hetzelt, Dipanjan Das, Chad Spensky, Yeoul Na, Stijn Volckaert, Giovanni Vigna, Christopher Kruegel, Jean-Pierre Seifert, and Michael Franz. 2019. Periscope: An effective probing and fuzzing framework for the hardware-os boundary. In *NDSS*.
- [149] Dokyung Song, Felicitas Hetzelt, Jonghwan Kim, Brent Byunghoon Kang, Jean-Pierre Seifert, and Michael Franz. 2020. Agamotto: Accelerating kernel driver fuzzing with lightweight virtual machine checkpoints. In *29th USENIX Security Symposium*. 2541–2557.
- [150] Dokyung Song, Julian Lettner, Prabhu Rajasekaran, Yeoul Na, Stijn Volckaert, Per Larsen, and Michael Franz. 2019. SoK: Sanitizing for security. In *2019 IEEE Symposium on Security and Privacy*. 1275–1295.
- [151] Alan Stern. 2018. Dummy/Loopback USB host and device emulator driver. [https://elixir.bootlin.com/linux/v3.14/source/drivers/usb/gadget/dummy\\_hcd.c](https://elixir.bootlin.com/linux/v3.14/source/drivers/usb/gadget/dummy_hcd.c).
- [152] J. V. Stoep and S. Tolvanen. 2018. Year in review: Android kernel security. In *Linux Security Summit*.
- [153] Bingkun Sun, Liwei Shen, Xin Peng, and Ziming Wang. 2023. SCTAP: Supporting Scenario-Centric Trigger-Action Programming based on Software-Defined Physical Environments. In *Proceedings of the ACM Web Conference 2023*. 2916–2926.
- [154] Hao Sun, Yuheng Shen, Jianzhong Liu, Yiru Xu, and Yu Jiang. 2022. {KSG}: Augmenting kernel fuzzing with system call specification generation. In *2022 USENIX Annual Technical Conference*. 351–366.
- [155] Hao Sun, Yuheng Shen, Cong Wang, Jianzhong Liu, Yu Jiang, Ting Chen, and Aiguo Cui. 2021. Healer: Relation learning guided kernel fuzzing. In *Proceedings of the ACM SIGOPS 28th Symposium on Operating Systems Principles*. 344–358.
- [156] Michael S. Sutton, Adam R. Greene, and Pedram Fardad Amini. 2007. Fuzzing: Brute Force Vulnerability Discovery.
- [157] R. Swiecki and F. Gröbert. 2010. honggfuzz. <https://github.com/google/honggfuzz>,
- [158] Seyed Mohammadjavad Seyed Talebi, Hamid Tavakoli, Hang Zhang, Zheng Zhang, Ardalan Amiri Sani, and Zhiyun Qian. 2018. Charm: Facilitating dynamic analysis of device drivers of mobile systems. In *27th USENIX Security Symposium*. 291–307.
- [159] Xin Tan, Yuan Zhang, Jiadong Lu, Xin Xiong, Zhuang Liu, and Min Yang. 2023. Syzdirect: Directed greybox fuzzing for linux kernel. In *Proceedings of the 2023 ACM SIGSAC Conference on Computer and Communications Security*. 1630–1644.
- [160] Nischai Vinesh and M Sethumadhavan. 2020. Confuzz—a concurrency fuzzer. In *First International Conference on Sustainable Technologies for Computational Intelligence: Proceedings of ICTSCI 2019*. 667–691.
- [161] Dmitry Vyukov. 2018. kernel: add kcov code coverage. <https://lwn.net/Articles/671640/>
- [162] Daimeng Wang, Zheng Zhang, Hang Zhang, Zhiyun Qian, Srikanth V Krishnamurthy, and Nael Abu-Ghazaleh. 2021. {SyzVegas}: Beating kernel fuzzing odds with reinforcement learning. In *30th USENIX Security Symposium*. 2741–2758.
- [163] Pengfei Wang and Xu Zhou. 2020. SoK: The Progress, Challenges, and Perspectives of Directed Greybox Fuzzing. *ArXiv abs/2005.11907* (2020).
- [164] Yan Wang, Peng Jia, Luping Liu, Cheng Huang, and Zhonglin Liu. 2020. A systematic review of fuzzing based on machine learning techniques. *PloS one* 15, 8 (2020), e0237749.
- [165] Claes Wohlin. 2014. Guidelines for snowballing in systematic literature studies and a replication in software engineering. In *Proceedings of the 18th international conference on evaluation and assessment in software engineering*. 1–10.
- [166] Maverick Woo, Sang Kil Cha, Samantha Gottlieb, and David Brumley. 2013. Scheduling black-box mutational fuzzing. In *Proceedings of the 2013 ACM SIGSAC conference on Computer & communications security*. 511–522.
- [167] Wei Wu, Yueqi Chen, Jun Xu, Xinyu Xing, Xiaorui Gong, and Wei Zou. 2018. {FUZE}: Towards facilitating exploit generation for kernel {Use-After-Free} vulnerabilities. In *27th USENIX Security Symposium*. 781–797.
- [168] Yilun Wu, Tong Zhang, Changhee Jung, and Dongyoon Lee. 2023. DEVFUZZ: automatic device model-guided device driver fuzzing. In *2023 IEEE Symposium on Security and Privacy*. 3246–3261.
- [169] Jiacheng Xu, Xuhong Zhang, Shouling Ji, Yuan Tian, Binbin Zhao, Qinying Wang, Peng Cheng, and Jiming Chen. 2024. Mock: optimizing kernel fuzzing mutation with context-aware dependency. In *Proceedings of the Network and Distributed System Security Symposium*.
- [170] Meng Xu, Sanidhya Kashyap, Hanqing Zhao, and Taesoo Kim. 2020. Krace: Data race fuzzing for kernel file systems. In *2020 IEEE Symposium on Security and Privacy*. 1643–1660.
- [171] Wen Xu, Juanru Li, Junliang Shu, Wenbo Yang, Tianyi Xie, Yuanyuan Zhang, and Dawu Gu. 2015. From collision to exploitation: Unleashing use-after-free vulnerabilities in linux kernel. In *Proceedings of the 22nd ACM SIGSAC Conference on Computer and Communications Security*. 414–425.
- [172] Wen Xu, Hyungon Moon, Sanidhya Kashyap, Po-Ning Tseng, and Taesoo Kim. 2019. Fuzzing file systems via two-dimensional input space exploration. In *2019 IEEE Symposium on Security and Privacy*. 818–834.



- [173] Yiru Xu, Hao Sun, Jianzhong Liu, Yuheng Shen, and Yu Jiang. 2024. Saturn: Host-Gadget Synergistic USB Driver Fuzzing. In *2024 IEEE Symposium on Security and Privacy*.
- [174] Chenyuan Yang, Yinlin Deng, Runyu Lu, Jiayi Yao, Jiawei Liu, Reyhaneh Jabbarvand, and Lingming Zhang. 2023. White-box Compiler Fuzzing Empowered by Large Language Models. *ArXiv abs/2310.15991* (2023).
- [175] Chenyuan Yang, Zijie Zhao, and Lingming Zhang. 2023. KernelGPT: Enhanced Kernel Fuzzing via Large Language Models. *arXiv preprint arXiv:2401.00563* (2023).
- [176] Yuval Yarom and Katrina Falkner. 2014. {FLUSH+ RELOAD}: A high resolution, low noise, l3 cache {Side-Channel} attack. In *23rd USENIX security symposium*. 719–732.
- [177] Wei You, Peiyuan Zong, Kai Chen, XiaoFeng Wang, Xiaojing Liao, Pan Bian, and Bin Liang. 2017. Semfuzz: Semantics-based automatic generation of proof-of-concept exploits. In *Proceedings of the 2017 ACM SIGSAC conference on computer and communications security*. 2139–2154.
- [178] Ming Yuan, Bodong Zhao, Penghui Li, Jiashuo Liang, Xinhui Han, Xiapu Luo, and Chao Zhang. 2023. DDRace: Finding Concurrency UAF Vulnerabilities in Linux Drivers with Directed Fuzzing.. In *USENIX Security Symposium*. 2849–2866.
- [179] Joobeom Yun, Fayozbek Rustamov, Juhwan Kim, and Youngjoo Shin. 2022. Fuzzing of embedded systems: A survey. *Comput. Surveys* 55, 7 (2022), 1–33.
- [180] Hang Zhang, Dongdong She, and Zhiyun Qian. 2015. Android root and its providers: A double-edged sword. In *Proceedings of the 22nd ACM SIGSAC Conference on Computer and Communications Security*. 1093–1104.
- [181] Yan Zhang, Junwen Zhang, Dalin Zhang, and Yongmin Mu. 2018. Survey of directed fuzzy technology. In *2018 IEEE 9th International Conference on Software Engineering and Service Science*. 1–4.
- [182] Bodong Zhao, Zheming Li, Shisong Qin, Zheyu Ma, Ming Yuan, Wenyu Zhu, Zhihong Tian, and Chao Zhang. 2022. {StateFuzz}: System {Call-Based} {State-Aware} linux driver fuzzing. In *31st USENIX Security Symposium*. 3273–3289.
- [183] Lei Zhao, Yue Duan, Heng Yin, and J. Xuan. 2019. Send Hardest Problems My Way: Probabilistic Path Prioritization for Hybrid Fuzzing. *Proceedings 2019 Network and Distributed System Security Symposium* (2019).
- [184] Wenjia Zhao, Kangjie Lu, Qiushi Wu, and Yong Qi. 2022. Semantic-informed driver fuzzing without both the hardware devices and the emulators. In *Network and Distributed Systems Security Symposium 2022*.
- [185] Xiaogang Zhu, Sheng Wen, Seyit Camtepe, and Yang Xiang. 2022. Fuzzing: a survey for roadmap. *Comput. Surveys* 54, 11s (2022), 1–36.
- [186] Peiyuan Zong, Tao Lv, Dawei Wang, Zizhuang Deng, Ruigang Liang, and Kai Chen. 2020. {FuzzGuard}: Filtering out unreachable inputs in directed grey-box fuzzing through deep learning. In *29th USENIX security symposium*. 2255–2269.
- [187] Xiaochen Zou, Guoren Li, Weiteng Chen, Hang Zhang, and Zhiyun Qian. 2022. {Syzscope}: Revealing {high-risk} security impacts of {fuzzer-exposed} bugs in linux kernel. In *31st USENIX Security Symposium*. 3201–3217.