
The impact of conformer quality on learned representations of molecular conformer ensembles

Keir Adams Connor W. Coley

Department of Chemical Engineering
Massachusetts Institute of Technology
{keir, ccoley}@mit.edu

Abstract

Training machine learning models to predict properties of molecular conformer ensembles is an increasingly popular strategy to accelerate the conformational analysis of drug-like small molecules, reactive organic substrates, and homogeneous catalysts. For high-throughput analyses especially, trained surrogate models can help circumvent traditional approaches to conformational analysis that rely on expensive conformer searches and geometry optimizations. Here, we question how the performance of surrogate models for predicting 3D conformer-dependent properties (of a single, active conformer) is affected by the quality of the 3D conformers used as their input. How well do lower-quality conformers inform the prediction of properties of higher-quality conformers? Does the fidelity of geometry optimization matter when encoding random conformers? For models that encode *sets* of conformers, how does the presence of the “active” conformer that induces the target property affect model accuracy? How do predictions from a surrogate model compare to estimating the properties from cheap ensembles themselves? We explore these questions in the context of predicting Sterimol parameters of conformer ensembles optimized with density functional theory. Although answers will be case-specific, our analyses provide a valuable perspective on 3D representation learning models and raise practical considerations regarding when conformer quality matters.

1 Introduction and Background

Modeling properties of molecular conformer ensembles is ubiquitous across computational chemistry (Howard & Kollman, 1988; Liu et al., 2022; Davies et al., 2012; Hawkins, 2017), data-driven homogeneous catalyst design (Guan et al., 2018; Rosales et al., 2019; Hansen et al., 2016; Gensch et al., 2022; Brethome et al., 2019), and *in silico* drug discovery (Gilson & Zhou, 2007; Meng et al., 2011; Kuntz et al., 1982; Perola & Charifson, 2004). For instance, identifying the lowest-energy conformer of a flexible molecule and simulating its electronic properties is standard practice in quantitative-structure-activity-relationship (QSAR) modeling of molecular function. It is also common to consider the contributions of other low-lying conformational states by computing Boltzmann-averaged properties of conformer ensembles (Mezei & Beveridge, 1986; Guan et al., 2018; Haas et al., 2022), which may better recapitulate experimental observables. Other studies simulate conformer ensembles as a means to identify an “active” conformer that is not necessarily low in energy, but is responsible for inducing activity. For example, identifying the binding pose of a ligand in protein-ligand docking or finding the most reactive transition state geometry of a stabilizing catalyst are common tasks in molecular design (Forli et al., 2016; Friesner et al., 2004; Guan et al., 2018; Jacobson et al., 2017; Besora et al., 2011).

Simulating conformer ensembles typically follows a routine workflow (Friedrich et al., 2017; Hawkins, 2017). Given a molecular graph, an initial conformer search is performed to enumerate candidate conformers, usually with inexpensive simulation tools like molecular mechanics (Mohamadi et al., 1990), stochastic embedding algorithms based on distance geometry (Riniker & Landrum, 2015), or torsional scans (Hawkins et al., 2010). This conformer ensemble is then downsampled via clustering (Kim et al., 2017; Yongye et al., 2010) and/or energy filtering to obtain a reasonably-sized set of representative conformers that approximate the distribution of conformers that are thermodynamically accessible to the molecule under experimental conditions. These selected conformers may then undergo further geometry optimization at higher levels of theory (e.g., Density Functional Theory; DFT) to yield a final set of higher-quality conformers, which are then used for property estimations.

For properties that are sensitive to molecular structure, exhaustive conformer enumeration and rigorous geometry optimization are often needed for agreement with experiments (Laplaza et al., 2024; Guan et al., 2018). However, high-throughput virtual screening often employs computational shortcuts to make analyses tractable. Restricting the conformer search, pruning ensembles, or using cheaper geometry optimizations are common tactics to accelerate conformational analysis. The consequences of such shortcuts are case-specific: Are the downstream properties of interest sensitive to geometric quality? Will missing certain conformations yield qualitatively inaccurate downstream predictions? Often, properties derived from conformer ensembles are used as input features for surrogate models that predict molecular activity. Do other sources of epistemic uncertainty, or the aleatoric uncertainty of the regression target, outweigh error caused by using imprecise ensembles?

The emergence of machine learning (ML)-based surrogate property prediction models adds further nuance to these questions of when, and how much, conformer quality matters. To reduce costs of property estimation, many studies train machine learning models to predict conformer-level properties given the conformer’s geometry as input to the model, such as when predicting NMR shieldings from DFT-optimized geometries (Guan et al., 2021; Unzueta et al., 2021). This can be especially useful for high-throughput studies, where numerous property estimations are needed. Although this strategy may reduce the cost of property evaluation, conformer search and geometry optimization still present a bottleneck, particularly when multiple conformers are evaluated. Instead, recent studies have considered training ML surrogate models to *predict* the properties of high-quality conformer ensembles using *lower-quality geometries* or other cheap molecular featurizations as model inputs (Gensch et al., 2022; Haas et al., 2024). This is notably distinct from the conventional property prediction setting where the property is of a specific conformer that the model directly encodes, like with neural network potentials. In this setting, the predicted properties are of conformer ensembles that the model does *not* have access to. As an illustrative example, Haas et al. (2024) trained surrogate models operating on cheap MMFF94-level conformers to rapidly predict over 80 steric, electronic, and stereoelectronic descriptors of DFT-optimized conformer ensembles of carboxylic acids and amines. These cheap surrogate models enabled rapid descriptor estimation for large chemical libraries that would be burdensome to obtain via traditional conformational analysis.

Using ML surrogate models to predict properties of high-quality conformer ensembles from less precise molecular representations presents subtle representation learning challenges that are as yet underexplored by the ML community. A straightforward approach is to predict the ensemble-level properties with standard graph neural networks (GNNs) that encode just the (2D) molecular graph. Although such GNNs are not 3D-aware, this strategy is arguably well-motivated: the conformer ensemble of a molecule is implicitly a function of its (stereo-specific) molecular graph, and hence GNNs *should* be able to learn properties of conformer ensembles even while neglecting explicit 3D structural information. In practice, however, this approach can empirically underperform due to lacking 3D awareness (Haas et al., 2024; van Gerwen et al., 2024). Alternatively, 3D-aware ML models may be used to encode either a *representative* conformation from the ensemble (i.e., an approximation of the lowest-energy conformer or other “active” conformer), a *random* conformation sampled from an ensemble of plausible low-energy conformers without necessarily being the *lowest-energy* itself, or a full *set* of conformations optimized at either low or high levels of theory. Each of these approaches has drawbacks. Whereas a *representative* conformer may be relatively information-rich compared to a *random* conformer, identifying such informative conformations may be computationally expensive, defeating the purpose of using *cheap* molecular representations as model inputs. However, a *random* conformer – even if optimized at a high level of theory – may be too noisy for the 3D model to effectively learn anything from its 3D geometry. Finally, whereas one might expect that encoding a *set* of conformers would be advantageous for an ML model that predicts

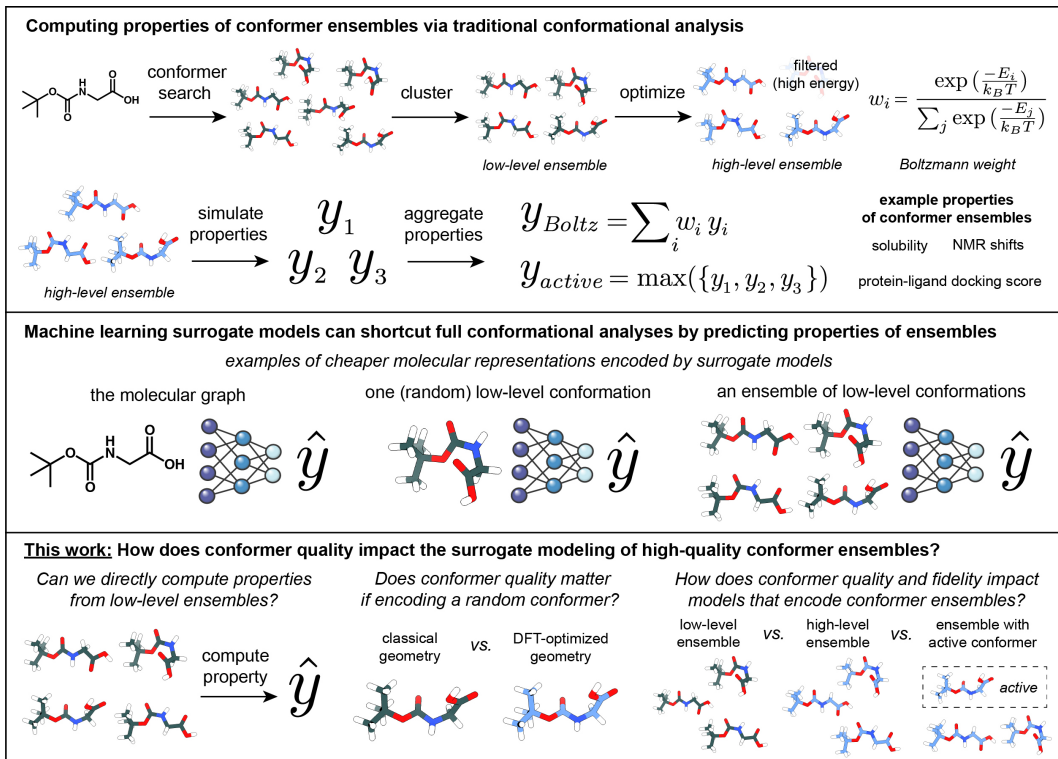


Figure 1: (Top) Simulating properties of conformer ensembles typically involves a multi-step workflow beginning with the generation of high-quality conformer ensembles, which requires an initial conformer search, structural clustering, (high-level) geometry optimization, and energy filtering. Properties are then simulated for each conformer individually, followed by some kind of aggregation (e.g., Boltzmann-averaging, or using the maximum simulated property value of an “active” conformation). (Middle) Once trained, machine learning surrogate models can be used to shortcut expensive conformational analyses by directly predicting the ensemble-level properties from cheap-to-simulate molecular representations like a molecular graph, a single low-level conformation, or a set of low-level conformations. (Bottom) In this work, we consider how conformer quality impacts the performance of machine learning models that are trained to predict properties of high-quality conformer ensembles.

properties of conformer ensembles, empirical studies have found mixed (often lackluster) results with this strategy (Axelrod & Gomez-Bombarelli, 2023; Zhu et al., 2023; Liu et al., 2021), typically at great computational expense. In all three cases, it is also unclear how the geometric quality of the encoded conformer(s) impacts representation learning capabilities.

In this work, we explore three questions related to how conformer quality impacts the prediction of properties of high-quality conformer ensembles with 3D machine learning surrogate models:

1. What are the trade-offs between using ML surrogate models to *predict* properties of high-quality ensembles versus just computing the properties from cheap conformer ensembles? This question applies to settings where the property is relatively inexpensive to derive from a given conformer compared to the cost of conformer generation itself.
2. When encoding a single *random* conformer to predict properties of high-quality conformer ensembles, does the *local* geometric quality of the encoded conformer matter? Here, “local geometric quality” refers to the relative fidelity of geometry optimization (e.g., DFT > xTB > MMFF94 > ETKDG).
3. How does the local geometric quality and global structural fidelity of an encoded *set* of conformers affect the ability of a 3D ML surrogate model to predict properties of high-quality conformer ensembles? In contrast to local geometric quality, “global structural fidelity” refers to whether the encoded set contains a conformer that exactly matches or closely approximates the ground-truth “active” conformation that induces the target property.

We study these questions by making use of the datasets introduced by Haas et al. (2024), but focus our analysis on certain steric parameters (Sterimol-L and Sterimol-B5) of carboxylic acids that can be quickly computed from a molecular conformation optimized at any level of theory. We specifically consider the minimum and maximum values of these two Sterimol parameters among the conformers in each ensemble, which can be considered to be induced by certain “active” conformers – i.e., the conformers with the minimum/maximum Sterimol parameter. Importantly, we are most interested in settings where this “active” conformer is not known or even seen by the model. Whereas Haas et al. (2024) trained 2D and 3D GNNs (encoding *random* MMFF94 conformers) to predict these ensemble-level properties, here we consider the impact of training on higher-quality geometries such as xTB-optimized geometries and the DFT-optimized geometries used to derive the ground truth property labels themselves. We further analyze models which encode *sets* of 3D conformers optimized at various levels of theory in order to investigate others’ observations that encoding multiple conformers at once rarely improves performance. Although we specifically analyze Sterimol descriptor prediction in this work as a tractable case study, our general questions and analyses aim to provide a new perspective on the representation learning capabilities of 3D surrogate machine learning models while prompting further discussion on when conformer quality matters.

2 Related Work

Alternative machine learning strategies to accelerate conformational analysis of small molecules.

In this work, we analyze models that seek to shortcut expensive conformational analyses by predicting properties of expensive-to-simulate conformer ensembles from cheaper molecular representations. We emphasize that this approach is not the only ML strategy that has been proposed to accelerate or otherwise circumvent traditional analyses. Most notable are works that train neural network potentials (NNPs) to serve as a drop-in replacement for DFT-based energy/force evaluations, thereby permitting faster geometry optimizations (Smith et al., 2017; Zubatyuk et al., 2019; Anstine et al., 2024). Auto3D (Liu et al., 2022), for instance, employs NNPs to rapidly optimize conformer ensembles at the ω B97x/6-31G* level of theory. However, such NNPs do not natively replace the initial conformer search. To this end, many ML-based conformer generators have been proposed to accelerate or improve the coverage of traditional conformer generation (Ganea et al., 2021; Jing et al., 2022), particularly for small drug-like molecules. Finally, varied studies train ML surrogate models to replace DFT-based property calculations (e.g., given a known geometry) (Reiser et al., 2022), which is most helpful if computing properties from a given geometry is relatively expensive compared to obtaining the geometry itself. In principle, combining all three strategies into one end-to-end workflow could vastly accelerate traditional conformational analysis without needing shortcuts.

Predicting properties of conformer ensembles from cheaper 3D molecular representations.

Multiple studies have considered training ML surrogate models to predict properties of conformer ensembles from encodings of cheap 3D molecular structures. In general, prior work can be categorized based on (1) whether the ground-truth property labels are experimentally derived (and hence an implicit function of the unknown experimental conformer ensemble), or are derived from explicitly simulated conformer ensembles (our case); (2) whether the models encode single conformer instances or sets of conformers via multi-instance learning (Dietterich et al., 1997; Maron & Lozano-Pérez, 1997; Ilse et al., 2018; Zankov et al., 2024); and (3) whether the encoded conformers are of the same geometric quality as the ground truth simulated ensembles. For instance, Axelrod & Gomez-Bombarelli (2023); Zahrt et al. (2019); Zankov et al. (2021; 2023); Weinreich et al. (2021) all train ML models to predict experimental observables (e.g., ligand bioactivity, catalyst selectivity, or solvation free energies) from sets of simulated conformers. In contrast, Chuang & Keiser (2020) and Zhu et al. (2023) train ML-based set-encoders to predict properties of simulated conformer ensembles. Both studies primarily consider models that encode the same conformer ensembles (or subsets thereof) as the ensembles from which the target properties were originally derived. Cremer et al. (2023) and Guan et al. (2021) also predict experimental observables (molecular toxicity or ^{13}C NMR chemical shifts), but use 3D models that encode a single conformer that is optimized with xTB or MMFF94, respectively. Finally, van Gerwen et al. (2024) predict reaction activation barriers that were originally simulated at a high level of theory (CCSD(T)-F12a) using 3D ML models that encode (single) conformers of the reactant and product molecules, which were optimized with either xTB or DFT. Notably, whereas Guan et al. (2021) found that using MMFF94-level conformers instead of DFT-level conformers did not practically affect model accuracy in ^{13}C chemical shift prediction,

van Gerwen et al. (2024) found that in two tasks related to activation energy prediction, encoding DFT-level geometries improved model accuracy versus encoding xTB-level geometries.

3 Methods

3.1 Dataset overview.

We use the dataset introduced by Haas et al. (2024) to obtain four ensemble-level regression targets. This dataset contains >8000 conformer ensembles of carboxylic acids optimized at the M06-2X/def2-TZVP // B3LYP-D3(BJ)/6-31G(d,p) level of theory. In summary, conformer ensembles of each acid were initially generated using MacroModel (Mohamadi et al., 1990) with a relative energy threshold of 5 kcal/mol before undergoing DFT-based geometry optimization. In the original study, ensembles with more than 20 conformers were automatically clustered, and no conformers were removed after geometry optimization regardless of their DFT-level energies post-optimization. In this study, we removed all molecules whose conformer ensembles underwent clustering or which contained conformers whose DFT-computed free energies post-optimization exceeded 5 kcal/mol relative to the lowest-energy conformation. This additional filtering was performed to reduce the likelihood that high-energy conformers or potentially missing conformations could add substantial noise to the computed ensemble-level properties. Our filtered dataset contains 5056 acids with their DFT-level conformer ensembles of at most 20 structures, labeled with descriptors for each conformer. Here, we only consider the Sterimol-L (max), Sterimol-L (min), Sterimol-B5 (max), and Sterimol-B5 (min) ensemble-level descriptors as machine learning regression targets.

We also create two “corrupted” versions of the original DFT-level ensembles by taking each DFT-level conformer and separately re-optimizing its geometry with MMFF94 (Halgren, 1996) and GFN2-xTB (Bannwarth et al., 2019). These conformer ensembles are essentially corrupted versions of the ground truth conformers, but are distinct from what would be produced using these inexpensive methods from scratch. Therefore, we additionally create *inexpensive* conformer ensembles for each molecule by separately generating two new conformer ensembles optimized with either MMFF94 or GFN2-xTB. In both cases, we initially use RDKit (Landrum, 2013) to enumerate up to 100 conformers with ETKDG (Riniker & Landrum, 2015). Each conformer is then optimized with MMFF94. For the xTB-level ensembles, the conformers are further optimized with GFN2-xTB in the gas phase, and any xTB-optimized conformer having an energy greater than 5 kcal/mol relative to the lowest energy conformation is removed. Both the MMFF94- and xTB-level ensembles are then iteratively clustered with Butina clustering until each clustered ensemble contains fewer than 20 conformations.

For training and evaluating our ML models, we partition our filtered datasets into train, validation, and test sets containing 4056/500/1000 molecules, respectively. We randomly re-split the dataset three times and train models on each split to help ensure our analyses of model error are significant.

3.2 Surrogate machine learning models.

In this work, we make extensive use of 3D graph neural networks to predict conformer ensemble-level properties from encodings of MMFF94, xTB, and DFT-optimized molecular geometries. For consistency with Haas et al. (2024), our experiments employ the DimeNet++ (Gasteiger et al., 2020) architecture, an E(3)-invariant 3D graph neural network that uses 2-hop pairwise atomic distances and 3-hop angles between triplets of atoms to learn molecular representations sensitive to 3D molecular geometry. Further descriptions of the DimeNet++ architecture can be found in its original paper. Here, we describe the encoding strategies that we use to learn representations of conformer ensembles.

Encoding one conformation.

We follow Haas et al. (2024)’s modeling strategy to predict an ensemble-level descriptor (Sterimol-L-min/max or Sterimol-B5-min/max) of the bond between the carbonyl- and α -carbons of carboxylic acids. The input to the model is a conformation described as a point cloud $\mathbf{P} = \{(\mathbf{r}_i, \mathbf{x}_i)\}_{i=1}^n$, where $\mathbf{r}_i \in \mathbb{R}^3$ are coordinates of atom i and $\mathbf{x}_i \in \mathbb{R}^{d_x}$ are simple atomic features¹. DimeNet++ is used to initially embed \mathbf{P} into a set of learned atom representations $\{\mathbf{h}_i\}_{i=1}^n = \phi(\mathbf{P})$. We then predict the

¹Atom features include one-hot encodings of the element type, number of radical electrons, tetrahedral chirality, formal charge, ring size, degree, and total number of bonded hydrogen atoms. Except for the hydrogen on the -COOH functional group, hydrogens are treated implicitly.

descriptor given the representations of the bonded atoms a and b :

$$\mathbf{h}_{\text{perm}} = f_{\text{perm}}(\mathbf{h}_a, \mathbf{h}_b) + f_{\text{perm}}(\mathbf{h}_b, \mathbf{h}_a) \quad (1)$$

$$\mathbf{h}_{\text{bond}} = (\mathbf{h}_{\text{perm}}, \sum_i \mathbf{h}_i) \quad (2)$$

$$\hat{y} = f_{\text{bond}}(\mathbf{h}_{\text{bond}}) \quad (3)$$

where f_{perm} and f_{bond} are multi-layer perceptrons (MLPs), (\cdot, \cdot) denotes concatenation in the feature dimension, and $\hat{y} \in \mathbb{R}$ is the predicted descriptor describing the bond between atoms a and b .

Encoding a set of conformations.

We also consider models that encode a *set* of conformers $\{\mathbf{P}_c\}_{c=1}^{n_c}$. These set encoders first embed each conformer individually into $\mathbf{h}_{\text{bond}}^{(c)}$ following Eq. 2. They then encode an ensemble-level representation $\mathbf{h}_{\text{ensemble}}$ by linearly combining each $\mathbf{h}_{\text{bond}}^{(c)}$ with learned coefficients:

$$\mathbf{h}_{\text{ensemble}} = \sum_{c=1}^{n_c} \alpha_c \mathbf{h}_{\text{bond}}^{(c)} \quad (4)$$

$$\tilde{\alpha}_c = f_{\text{gate}}(\mathbf{h}_{\text{bond}}^{(c)}) ; \quad \alpha_c = \frac{\exp(\tilde{\alpha}_c)}{\sum_{c=1}^{n_c} \exp(\tilde{\alpha}_c)} \quad (5)$$

where f_{gate} is an MLP mapping each $\mathbf{h}_{\text{bond}}^{(c)}$ to $\alpha_c \in \mathbb{R}$. Note that similar set encoding strategies have been previously explored (Zhu et al., 2023; Axelrod & Gomez-Bombarelli, 2023; Chuang & Keiser, 2020; Zankov et al., 2023). Using $\mathbf{h}_{\text{ensemble}}$, we then predict the target descriptor $\hat{y} = f_{\text{bond}}(\mathbf{h}_{\text{ensemble}})$.

Overview of all trained models.

In total, we train 14 types of 3D surrogate models to evaluate the impact of conformer quality on 3D representation learning of conformer ensembles (App. A.2). Each model is trained to predict the minimum or maximum Sterimol-L or B5 parameters of the “ground-truth” DFT-optimized conformer ensembles computed by Haas et al. (2024); the models differ regarding the conformers they encode.

The first three types of models directly encode the “active” conformer whose Sterimol parameter is the minimum or maximum amongst the conformers in the DFT ensemble. The three models encode the active conformer in (1) its original DFT-optimized geometry, or its geometry following re-optimization (i.e., corruption) with (2) GFN2-xTB or (3) MMFF94.

The next three types of models also encode single conformations, but encode one *random* conformation that is sampled from (4) the ground-truth DFT ensemble or the newly generated (5) xTB- or (6) MMFF94-optimized ensembles. The random conformation is presampled and fixed during training.

We also consider another three models that similarly encode random (7) DFT, (8) xTB, or (9) MMFF94-level conformers, but we train these models with conformer-based data augmentation. Prior to training, up to $n_c=10$ conformers are sampled from the full ensembles (we considered $n_c = 5, 10, 20$, but found no benefit beyond $n_c=10$). During each training iteration, one of these n_c conformers is provided as input to the model. Notably, Zhu et al. (2023) found that this strategy can slightly improve the prediction of ensemble-level properties without increasing inference costs.

The next two models encode *sets* of $n_c=10$ conformers sampled from the new (10) xTB- or (11) MMFF94-level ensembles. These n_c sampled conformers are presampled and fixed during training.

Finally, the last three models also encode sets of n_c conformers from either the new (12) MMFF94- or (13) xTB-level ensembles, or (14) the original DFT-level ensembles. Crucially, one of the conformers is *guaranteed* to be the “active” conformer that has been re-optimized at the same level of theory. We call these sets “decoy-sets” as they contain the active conformer and n_c-1 decoys.

3.3 Training and inference details.

We separately train each model to predict each regression target. We retrain each model three times with different train/validation/test splits and report the average test-error across the three test sets. Each model is trained to convergence, and the best checkpoint is chosen based on the mean absolute error (MAE) on the corresponding validation set. We evaluate each model on the test set using the same encoding strategies that were used for training. For the models employing data augmentation, we average the models’ predictions across all n_c presampled conformations.

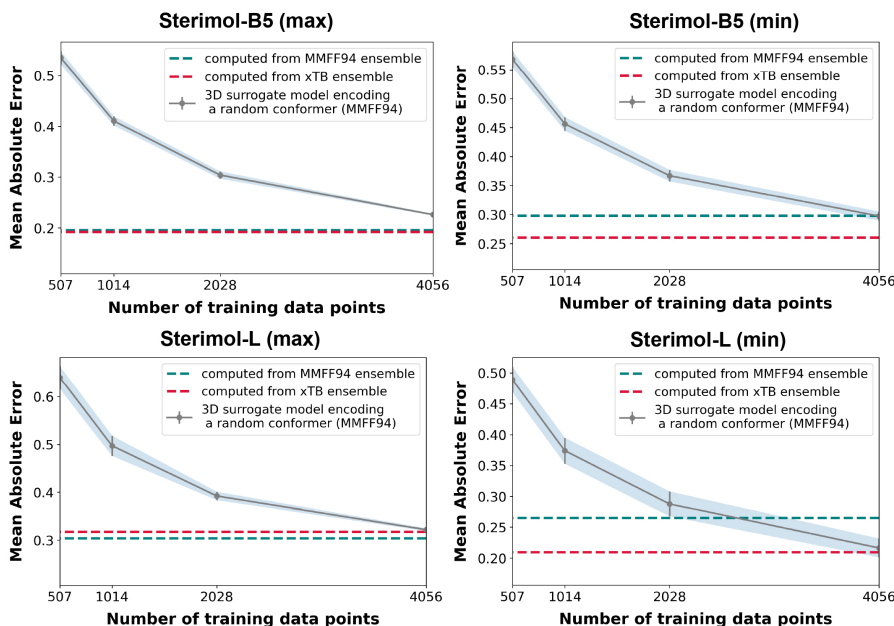


Figure 2: Performance of 3D machine learning surrogate models trained to predict Sterimol-B5 (min/max) or Sterimol-L (min/max) descriptors of DFT-optimized conformer ensembles from encodings of random MMFF94-optimized conformers, as a function of training set size. Performance is measured by the mean absolute error on the test set, averaged across the three test sets. We compare model accuracy against the accuracy of simply computing these descriptors from cheap-to-simulate conformer ensembles optimized with either MMFF94 or xTB.

4 Results and Discussion

What are the trade-offs between using ML surrogate models to predict properties of high-quality ensembles versus just computing the properties from cheap conformer ensembles?

We begin our analysis of the impact of conformer quality on machine learning surrogate modeling of conformer ensembles by first debating whether training such surrogate models is even necessary or cost-effective. Instead of training surrogate models to predict properties of high-quality ensembles, it may be easier to simply *compute* these properties directly from cheap conformer ensembles that are optimized at lower-levels of theory. In our case, rather than *predicting* the min/max Sterimol parameters of the DFT-optimized ensembles with a neural network, can we just compute these descriptors from MMFF94- or xTB-level ensembles? This strategy would avoid the costs of simulating *any* DFT-level ensemble, as there would be no need to develop a dataset for neural network training.

Figure 2 plots the accuracy of surrogate ML models trained to predict min/max Sterimol-L and -B5 parameters of DFT-level ensembles from 3D encodings of random MMFF94 conformers. We contrast against the simple baseline of computing these descriptors from cheaply generated MMFF94- and xTB-optimized ensembles in order to highlight the potential disadvantages of indiscriminately training machine learning surrogate models to predict ensemble-level properties. Strikingly, even when training on over 4000 data points – each corresponding to a DFT-optimized conformer ensemble that had to be simulated prior to model training – these surrogate models are actually *less* accurate than simply computing the descriptors from cheap ensembles, which requires no data collection at all. For these ensemble-level properties, therefore, training ML surrogate models is not worthwhile given (1) the high upfront costs of collecting DFT-quality training data, and (2) the little (if any) improvement in accuracy compared to just computing properties directly from cheap conformers.

Undoubtedly, these findings have multiple limitations that should be considered before drawing general conclusions regarding the value of training surrogate models to predict ensemble-level properties. First, the sensitivity of the property of interest to geometric quality is a key variable: Sterimol parameters describe the steric bulk around atoms or bonds, and are likely to be less sensitive to local geometric perturbations than (for instance) certain electronic properties, which may not

be reliably computable from lower-quality geometries. Second, although simulating DFT-quality ensembles in order to train just *one* surrogate model may not be cost-effective, if numerous descriptors need to be estimated, then the cost of training set calculation is effectively amortized. Relatedly, if the trained surrogate models will be used for ultra-large virtual screens, then training costs may be dwarfed by the cumulative cost of generating even relatively cheap conformer ensembles for numerous molecules. On the other hand, there are also intermediate options between training surrogate models on expensive DFT-level ensembles versus computing properties from cheap ensembles. For electronic properties sensitive to optimization strategy, for instance, can sufficient accuracies be obtained by using moderate geometry optimizations? If so, could surrogate models be trained on properties derived from these medium-level ensembles, for which large dataset generation is more accessible? Lastly, one should also consider the underlying imprecision in the high-level conformer ensembles themselves, especially imprecision originating from any undersampling or overclustering of the ensembles due to practical budget constraints. It may actually be *more* accurate to compute properties from lower-level ensembles that can be more exhaustively enumerated, rather than from higher-level ensembles which may incidentally exclude important conformations.

When encoding *random* conformers to predict properties of higher quality conformer ensembles, does the geometric quality of the encoded conformation matter?

Having established that alternative strategies beyond ML surrogate modeling may be more effective for estimating ensemble-level properties, we now pivot to discussing the impact of conformer quality on these models’ learned representations of conformer ensembles. We start by first considering the types of models explored by Haas et al. (2024), which encoded *random* conformers optimized with MMFF94, a classical force field. When modeling properties of high-quality conformer ensembles with machine-learned representations of *random* conformers, does conformer quality matter?

We study this question by training 3D surrogate models that either encode a random MMFF94-, xTB-, or DFT-level conformer. To compare models, we compute the mean absolute error on our test set *relative* to the error for a separate model that encodes the *true* DFT-level “active” conformer, which gives an upper bound on performance given the quality of the training set. Figure 3 reports these errors, averaged across the three test sets. For all tasks, we find practically no difference in encoding MMFF94-level conformers instead of xTB-level conformers. This is somewhat surprising, as models which encode the *active* conformer do show lower performance when that active conformer is corrupted with MMFF94 compared to xTB. When encoding *random* conformers which are globally unrelated to the active conformer, therefore, local geometric quality seems to not matter.

Interestingly, we do find that encoding random DFT-level conformers does lead to slightly better performance compared to encoding xTB- or MMFF94-level conformers. However, this marginal benefit is negated when the models are trained with conformer-based data augmentation. We note that this observation agrees with what Zhu et al. (2023) observed in other ensemble-level regression tasks: training with conformer data augmentation empirically makes 3D representation learning models more robust to local inaccuracies in conformational geometries.

How does the local geometric quality and global structural fidelity of an encoded *set* of conformers impact performance when predicting properties of high-quality conformer ensembles?

We now turn to our final inquiry: how does the local geometric quality and global structural fidelity of an encoded *set* of conformers impact representation learning performance? We begin by confirming others’ observations regarding models that encode multiple conformers at once: explicitly encoding sets of conformers rarely leads to substantial (if any) performance improvements compared to encoding a single random conformation. Namely, in each of our property prediction regression tasks, encoding MMFF94- or xTB-optimized conformer ensembles performs *worse* than encoding single random conformers while training with data augmentation (Fig. 3). This finding is intuitively puzzling, as we might expect a set of conformers to be more information-rich compared to a single random conformer when predicting properties of conformer ensembles. Similar to before, we also find that there is not much benefit to optimizing these random conformers at relatively higher levels of theory (e.g., xTB vs. MMFF94). Empirically, then, if the encoded conformers are random conformers, conformer quality makes little difference, and it may be more prudent to just encode a single random conformer that is generated at a low level of theory – at least for our particular regression tasks.

We now consider one hypothesis for why models encoding sets of conformers have yet to consistently improve their simpler counterparts, especially when predicting properties associated with an “active”

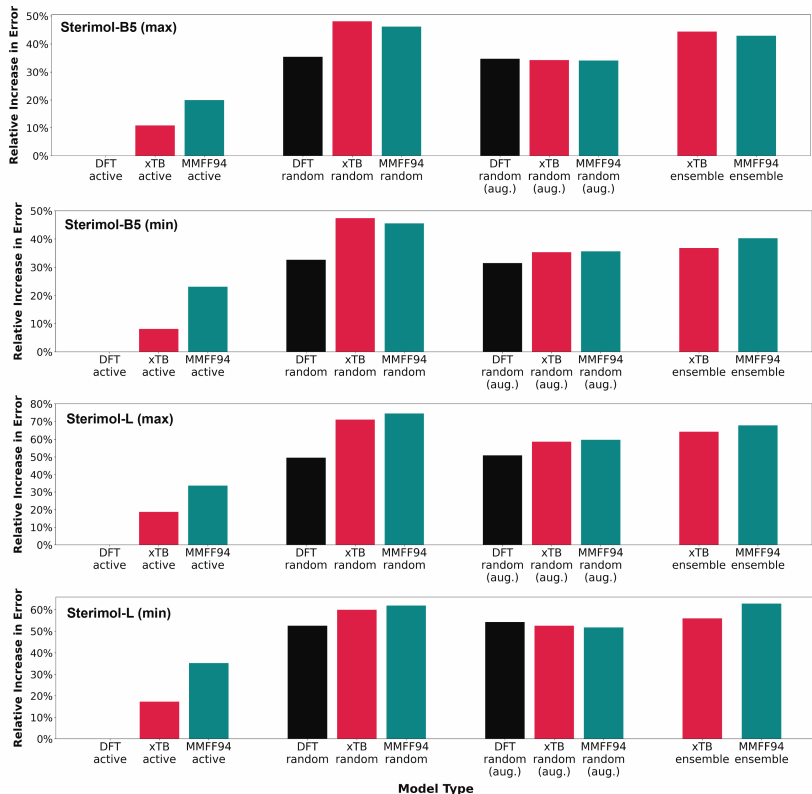


Figure 3: Comparison of average prediction error across the test sets for different types of representation learning models that encode the true “active” conformation re-optimized with either DFT (black), xTB (red), or MMFF94 (teal); a single random conformer at various optimization levels; a single random conformer but training with data augmentation; or a set of random conformers at various optimization levels. Model performance is evaluated by the relative increase in error compared to the model that encodes the true DFT-level “active” conformation, which serves as an upper bound.

conformer: If the encoded set of conformers do not *consistently* contain a *close approximation* of the active conformation, then simultaneously encoding multiple conformations is unhelpful for property prediction. We explore this hypothesis by comparing the performance of our models which encode sets of *random* MMFF94- or xTB-level conformers against models which encode artificially-constructed sets that are *guaranteed* to contain an approximation of the true active conformer. Specifically, we construct models that encode so-called “decoy-sets”, which include the (re-optimized) active conformer and up to 9 “decoys” that are sampled from either the DFT-, xTB-, or MMFF94-level ensembles.^{2,3} In constructing these decoy-sets, we seek to analyze three phenomena:

1. the change in performance caused by encoding decoys alongside the (uncorrupted) active;
2. the change in performance caused by corrupting the decoy-sets via low-level re-optimization;
3. the difference in performance between models encoding corrupted decoy-sets versus those encoding *random* conformers that aren’t guaranteed to include the active conformer.

²In constructing these decoy-sets, it is important that the active and decoy conformers are optimized at the same level of theory so that the model cannot “cheat” by detecting the active conformer solely based on its local geometric quality, as opposed to its relevance to the target property.

³Although these decoy-sets are constructed artificially for our particular task of Sterimol parameter prediction, we stress the broad relevance of this scenario in other areas of chemical property prediction. For instance, it is commonly observed in protein-ligand docking that although the top-scoring docked pose may not be the true binding pose, the true pose is often contained within the top-k docking poses. Hence, obtaining sets of conformers that consistently contain the true “active” conformation is not unrealistic.

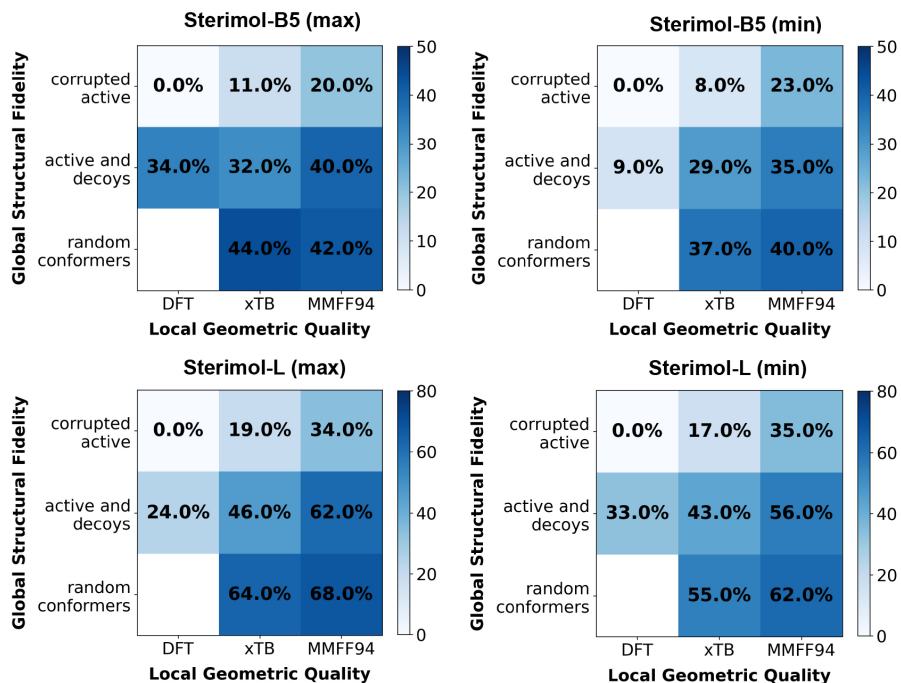


Figure 4: Comparison in performance between ML surrogate models that encode the true “active” conformation that has been re-optimized (i.e., corrupted) with DFT, xTB, or MMFF94; models that encode “decoy-sets” containing the active conformer and up to 9 other decoys at the same level of theory; and models that encode sets of up to 10 random xTB- or MMFF94-optimized conformations. Performance is evaluated by the relative increase in MAE on the test set compared to the model that encodes the true DFT-level active conformation, and is averaged across three test sets.

Overall, these decoy-sets are intended to simulate the incremental loss of perfect structural information (related to both local geometric quality *and* global structural fidelity) that is incurred by encoding sets of random low-level conformers instead of the ground-truth conformer ensemble itself.

Across all tasks, we first observe that relative to models that encode the true DFT-optimized active conformer, simultaneously encoding the DFT-level active along with DFT-level decoys substantially reduces model performance by $\sim 10\text{-}35\%$ (Fig. 4). On one hand, we might expect that additionally encoding decoys would reduce *some* performance compared to just encoding the true active. We note that this particular model still has access to perfect information to solve the task, as the active conformer could in principle be identified among the encoded conformers by its minimum or maximum Sterimol parameter. Hence, just diluting the structural information provided to the model substantially reduces model performance, even without decreasing the local geometric quality *or* global structural fidelity of the encoded conformers. Preventing this performance loss by designing neural architectures to better distinguish “active” vs. “decoy” conformers could serve as a concrete goal of future efforts seeking to improve the performance of models encoding sets of conformers.

Finally, we analyze the impact of decreasing the local geometric quality and global structural fidelity of the encoded decoy-sets (Fig. 4). Crucially, as the active and decoy conformers are corrupted via re-optimization with decreasing levels of theory (e.g., xTB and MMFF94), model performance progressively degrades. Performance also always degrades when encoding sets of *random* conformers compared to sets that explicitly include the active conformer. Interestingly, nearly all performance benefits associated with including the active conformer in the encoded decoy-sets are lost when the active is sufficiently corrupted; models encoding MMFF94-level decoy-sets perform similarly compared to models encoding *random* xTB-level conformers, and only marginally better than models encoding random MMFF94-level conformers. Overall, this suggests that when modeling ensemble-level properties dependent on (unknown) active conformers, encoding multiple conformers at once is only worthwhile (compared to encoding random conformers) if an encoded conformer closely approximates the true active, both in terms of its global structure and its local geometric quality.

5 Summary

Training machine learning surrogate models to predict properties of conformer ensembles offers a promising strategy to expand conformational analyses to large chemical spaces that would be impractical to directly simulate at high levels of theory. However, choosing the type of surrogate model to maximize predictive performance opens a host of questions regarding the ability of 3D representation learning models to learn rich representations of high-quality conformer ensembles when only lower-quality molecular structures are readily accessible. When encoding random conformations as the input molecular representation, does conformer quality matter? When using models that encode sets of conformers to predict properties dependent on a certain “active” conformation, how does the presence and geometric quality of the active conformer within the encoded ensemble affect model performance? And perhaps controversially, is it even worthwhile to train machine learning surrogate models for this purpose, or is it more effective to just compute the properties of interest directly from lower-quality conformer ensembles that are far cheaper to simulate?

For our ensemble-level properties that depend on a certain active conformation, we demonstrate:

- It can actually be more cost-effective *and* accurate to simply compute the properties from cheap-to-simulate conformer ensembles rather than training ML surrogate models, which requires computing high-quality conformer ensembles for numerous training data points.
- When training ML surrogate models that encode *random* conformers to predict properties of high-quality ensembles, the optimization level of the encoded conformers does not matter.
- Encoding *sets* of random conformers does not improve upon simpler models that only encode single conformers. The relatively poor performance of such models can be (in part) attributed to (1) non-robustness to “decoy” conformations that are encoded alongside an approximation of the true active; (2) the relatively poor local geometric quality of the encoded conformers relative to the true active; and (3) the poor global structural fidelity of the encoded conformers, i.e., whether an encoded conformer matches the active conformation.

Although our analyses and results are specific to our particular case study on Sterimol parameter prediction, we expect such considerations to be relevant to similar problem settings in chemical property prediction that are historically approached via expensive conformational analysis.

Acknowledgments and Disclosure of Funding

The authors thank Shree Sowndarya, Brittany Haas, Melissa Hardy, Robert Paton, and Matthew Sigman for helpful discussions. This material is based upon work supported by the National Science Foundation Graduate Research Fellowship under Grant No. 2141064 and the by the National Science Foundation under the CCI Center for Computer-Assisted Synthesis (CHE-2202693). The authors acknowledge the MIT SuperCloud and Lincoln Laboratory Supercomputing Center for providing HPC resources that have contributed to the research results reported within this paper.

Reproducibility Statement

All code and data needed to reproduce the results reported within this paper are available at https://github.com/keiradams/conformer_ensemble_quality.

References

- Dylan Anstine, Roman Zubatyuk, and Olexandr Isayev. Aimnet2: a neural network potential to meet your neutral, charged, organic, and elemental-organic needs. 2024.
- Simon Axelrod and Rafael Gomez-Bombarelli. Molecular machine learning with conformer ensembles. *Machine Learning: Science and Technology*, 4(3):035025, 2023.
- Christoph Bannwarth, Sebastian Ehlert, and Stefan Grimme. Gfn2-xtb—an accurate and broadly parametrized self-consistent tight-binding quantum chemical method with multipole electrostatics and density-dependent dispersion contributions. *Journal of chemical theory and computation*, 15(3):1652–1671, 2019.
- Maria Besora, Ataulpa AC Braga, Gregori Ujaque, Feliu Maseras, and Agustí Lledós. The importance of conformational search: a test case on the catalytic cycle of the suzuki–miyaura cross-coupling. *Theoretical Chemistry Accounts*, 128:639–646, 2011.
- Alexandre V Brethome, Stephen P Fletcher, and Robert S Paton. Conformational effects on physical-organic descriptors: the case of sterimol steric parameters. *ACS catalysis*, 9(3):2313–2323, 2019.
- Kangway V Chuang and Michael J Keiser. Attention-based learning on molecular ensembles. *arXiv preprint arXiv:2011.12820*, 2020.
- Julian Cremer, Leonardo Medrano Sandomas, Alexandre Tkatchenko, Djork-Arné Clevert, and Gianni De Fabritiis. Equivariant graph neural networks for toxicity prediction. *Chemical Research in Toxicology*, 36(10):1561–1573, 2023.
- Gideon J Davies, Antoni Planas, and Carme Rovira. Conformational analyses of the reaction coordinate of glycosidases. *Accounts of chemical research*, 45(2):308–316, 2012.
- Thomas G Dietterich, Richard H Lathrop, and Tomás Lozano-Pérez. Solving the multiple instance problem with axis-parallel rectangles. *Artificial intelligence*, 89(1-2):31–71, 1997.
- Stefano Forli, Ruth Huey, Michael E Pique, Michel F Sanner, David S Goodsell, and Arthur J Olson. Computational protein–ligand docking and virtual drug screening with the autodock suite. *Nature protocols*, 11(5):905–919, 2016.
- Nils-Ole Friedrich, Christina de Bruyn Kops, Florian Flachsenberg, Kai Sommer, Matthias Rarey, and Johannes Kirchmair. Benchmarking commercial conformer ensemble generators. *Journal of chemical information and modeling*, 57(11):2719–2728, 2017.
- Richard A Friesner, Jay L Banks, Robert B Murphy, Thomas A Halgren, Jasna J Klicic, Daniel T Mainz, Matthew P Repasky, Eric H Knoll, Mee Shelley, Jason K Perry, et al. Glide: a new approach for rapid, accurate docking and scoring. 1. method and assessment of docking accuracy. *Journal of medicinal chemistry*, 47(7):1739–1749, 2004.

- Octavian Ganea, Lagnajit Pattanaik, Connor Coley, Regina Barzilay, Klavs Jensen, William Green, and Tommi Jaakkola. Geomol: Torsional geometric generation of molecular 3d conformer ensembles. *Advances in Neural Information Processing Systems*, 34:13757–13769, 2021.
- Johannes Gasteiger, Shankari Giri, Johannes T Margraf, and Stephan Günnemann. Fast and uncertainty-aware directional message passing for non-equilibrium molecules. *arXiv preprint arXiv:2011.14115*, 2020.
- Tobias Gensch, Gabriel dos Passos Gomes, Pascal Friederich, Ellyn Peters, Théophile Gaudin, Robert Pollice, Kjell Jorner, AkshatKumar Nigam, Michael Lindner-D’Addario, Matthew S Sigman, et al. A comprehensive discovery platform for organophosphorus ligands for catalysis. *Journal of the American Chemical Society*, 144(3):1205–1217, 2022.
- Michael K Gilson and Huan-Xiang Zhou. Calculation of protein-ligand binding affinities. *Annu. Rev. Biophys. Biomol. Struct.*, 36(1):21–42, 2007.
- Yanfei Guan, Victoria M Ingman, Benjamin J Rooks, and Steven E Wheeler. Aaron: an automated reaction optimizer for new catalysts. *Journal of chemical theory and computation*, 14(10):5249–5261, 2018.
- Yanfei Guan, SV Shree Sowndarya, Liliana C Gallegos, Peter C St John, and Robert S Paton. Real-time prediction of ¹h and ¹³c chemical shifts with dft accuracy using a 3d graph neural network. *Chemical Science*, 12(36):12012–12026, 2021.
- Brittany Haas, Melissa Hardy, Shree Sowndarya SV, Keir Adams, Connor Coley, Robert Paton, and Matthew Sigman. Rapid prediction of conformationally-dependent dft-level descriptors using graph neural networks for carboxylic acids and alkyl amines. 2024.
- Brittany C Haas, Adam E Goetz, Ana Bahamonde, J Christopher McWilliams, and Matthew S Sigman. Predicting relative efficiency of amide bond formation using multivariate linear regression. *Proceedings of the National Academy of Sciences*, 119(16):e2118451119, 2022.
- Thomas A Halgren. Merck molecular force field. i. basis, form, scope, parameterization, and performance of mmff94. *Journal of computational chemistry*, 17(5-6):490–519, 1996.
- Eric Hansen, Anthony R Rosales, Brandon Tutkowski, Per-Ola Norrby, and Olaf Wiest. Prediction of stereochemistry using q2mm. *Accounts of Chemical Research*, 49(5):996–1005, 2016.
- Paul CD Hawkins. Conformation generation: the state of the art. *Journal of chemical information and modeling*, 57(8):1747–1756, 2017.
- Paul CD Hawkins, A Geoffrey Skillman, Gregory L Warren, Benjamin A Ellingson, and Matthew T Stahl. Conformer generation with omega: algorithm and validation using high quality structures from the protein databank and cambridge structural database. *Journal of chemical information and modeling*, 50(4):572–584, 2010.
- Allison E Howard and Peter A Kollman. An analysis of current methodologies for conformational searching of complex molecules. *Journal of Medicinal Chemistry*, 31(9):1669–1675, 1988.
- Maximilian Ilse, Jakub Tomczak, and Max Welling. Attention-based deep multiple instance learning. In *International conference on machine learning*, pp. 2127–2136. PMLR, 2018.
- Leif D Jacobson, Art D Bochevarov, Mark A Watson, Thomas F Hughes, David Rinaldo, Stephan Ehrlich, Thomas B Steinbrecher, S Vaitheeswaran, Dean M Philipp, Mathew D Halls, et al. Automated transition state search and its application to diverse types of organic reactions. *Journal of chemical theory and computation*, 13(11):5780–5797, 2017.
- Bowen Jing, Gabriele Corso, Jeffrey Chang, Regina Barzilay, and Tommi Jaakkola. Torsional diffusion for molecular conformer generation. *Advances in Neural Information Processing Systems*, 35:24240–24253, 2022.
- Hyoungrae Kim, Cheongyun Jang, Dharmendra K Yadav, and Mi-hyun Kim. The comparison of automated clustering algorithms for resampling representative conformer ensembles with rmsd matrix. *Journal of cheminformatics*, 9:1–26, 2017.

- Irwin D Kuntz, Jeffrey M Blaney, Stuart J Oatley, Robert Langridge, and Thomas E Ferrin. A geometric approach to macromolecule-ligand interactions. *Journal of molecular biology*, 161(2): 269–288, 1982.
- Greg Landrum. Rdkit documentation. *Release*, 1(1-79):4, 2013.
- Ruben Laplaza, Matthew D Wodrich, and Clemence Corminboeuf. Overcoming the pitfalls of computing reaction selectivity from ensembles of transition states. *The Journal of Physical Chemistry Letters*, 15(29):7363–7370, 2024.
- Meng Liu, Cong Fu, Xuan Zhang, Limei Wang, Yaochen Xie, Hao Yuan, Youzhi Luo, Zhao Xu, Shenglong Xu, and Shuiwang Ji. Fast quantum property prediction via deeper 2d and 3d graph networks. *arXiv preprint arXiv:2106.08551*, 2021.
- Zhen Liu, Tetiana Zubatiuk, Adrian Roitberg, and Olexandr Isayev. Auto3d: Automatic generation of the low-energy 3d structures with ani neural network potentials. *Journal of Chemical Information and Modeling*, 62(22):5373–5382, 2022.
- Oded Maron and Tomás Lozano-Pérez. A framework for multiple-instance learning. *Advances in neural information processing systems*, 10, 1997.
- Xuan-Yu Meng, Hong-Xing Zhang, Mihaly Mezei, and Meng Cui. Molecular docking: a powerful approach for structure-based drug discovery. *Current computer-aided drug design*, 7(2):146–157, 2011.
- M Mezei and DL Beveridge. Free energy simulations. *Annals of the New York Academy of Sciences*, 482(1):1–23, 1986.
- Fariborz Mohamadi, Nigel GJ Richards, Wayne C Guida, Rob Liskamp, Mark Lipton, Craig Caufield, George Chang, Thomas Hendrickson, and W Clark Still. MacroModel—an integrated software system for modeling organic and bioorganic molecules using molecular mechanics. *Journal of Computational Chemistry*, 11(4):440–467, 1990.
- Emanuele Perola and Paul S Charifson. Conformational analysis of drug-like molecules bound to proteins: an extensive study of ligand reorganization upon binding. *Journal of medicinal chemistry*, 47(10):2499–2510, 2004.
- Patrick Reiser, Marlen Neubert, André Eberhard, Luca Torresi, Chen Zhou, Chen Shao, Houssam Metni, Clint van Hoesel, Henrik Schopmans, Timo Sommer, et al. Graph neural networks for materials science and chemistry. *Communications Materials*, 3(1):93, 2022.
- Sereina Riniker and Gregory A Landrum. Better informed distance geometry: using what we know to improve conformation generation. *Journal of chemical information and modeling*, 55(12): 2562–2574, 2015.
- Anthony R Rosales, Jessica Wahlers, Elaine Limé, Rebecca E Meadows, Kevin W Leslie, Rhona Savin, Fiona Bell, Eric Hansen, Paul Helquist, Rachel H Munday, et al. Rapid virtual screening of enantioselective catalysts using catvs. *Nature Catalysis*, 2(1):41–45, 2019.
- Justin S Smith, Olexandr Isayev, and Adrian E Roitberg. Ani-1: an extensible neural network potential with dft accuracy at force field computational cost. *Chemical science*, 8(4):3192–3203, 2017.
- Pablo A Unzueta, Chandler S Greenwell, and Gregory JO Beran. Predicting density functional theory-quality nuclear magnetic resonance chemical shifts via δ -machine learning. *Journal of Chemical Theory and Computation*, 17(2):826–840, 2021.
- Puck van Gerwen, Ksenia R Briling, Charlotte Bunne, Vignesh Ram Somnath, Ruben Laplaza, Andreas Krause, and Clemence Corminboeuf. 3dreact: Geometric deep learning for chemical reactions. *Journal of Chemical Information and Modeling*, 64(15):5771–5785, 2024.
- Jan Weinreich, Nicholas J Browning, and O Anatole von Lilienfeld. Machine learning of free energies in chemical compound space using ensemble representations: Reaching experimental uncertainty for solvation. *The Journal of Chemical Physics*, 154(13), 2021.

- Austin B Yongye, Andreas Bender, and Karina Martínez-Mayorga. Dynamic clustering threshold reduces conformer ensemble size while maintaining a biologically relevant ensemble. *Journal of computer-aided molecular design*, 24:675–686, 2010.
- Andrew F Zahrt, Jeremy J Henle, Brennan T Rose, Yang Wang, William T Darrow, and Scott E Denmark. Prediction of higher-selectivity catalysts by computer-driven workflow and machine learning. *Science*, 363(6424):eaau5631, 2019.
- Dmitry Zankov, Timur Madzhidov, Pavel Polishchuk, Pavel Sidorov, and Alexandre Varnek. Multi-instance learning approach to the modeling of enantioselectivity of conformationally flexible organic catalysts. *Journal of Chemical Information and Modeling*, 63(21):6629–6641, 2023.
- Dmitry Zankov, Timur Madzhidov, Alexandre Varnek, and Pavel Polishchuk. Chemical complexity challenge: Is multi-instance machine learning a solution? *Wiley Interdisciplinary Reviews: Computational Molecular Science*, 14(1):e1698, 2024.
- Dmitry V Zankov, Mariia Matveieva, Aleksandra V Nikonenko, Ramil I Nugmanov, Igor I Baskin, Alexandre Varnek, Pavel Polishchuk, and Timur I Madzhidov. Qsar modeling based on conformation ensembles using a multi-instance learning approach. *Journal of chemical information and modeling*, 61(10):4913–4923, 2021.
- Yanqiao Zhu, Jeehyun Hwang, Keir Adams, Zhen Liu, Bozhao Nan, Brock Stenfors, Yuanqi Du, Jatin Chauhan, Olaf Wiest, Olexandr Isayev, et al. Learning over molecular conformer ensembles: Datasets and benchmarks. In *The Twelfth International Conference on Learning Representations*, 2023.
- Roman Zubatyuk, Justin S Smith, Jerzy Leszczynski, and Olexandr Isayev. Accurate and transferable multitask prediction of chemical properties with an atoms-in-molecules neural network. *Science advances*, 5(8):eaav6490, 2019.

A Appendix

A.1 Hyperparameters used for DimeNet++ in this work

Table 1: Default hyperparameters used for all DimeNet++ models.

Hyperparameter	Default value
Learning rate	0.0001
Batch size	128
Size of hidden embeddings	128
Number of DimeNet++ blocks	4
Size of initial embedding	64
Size of basis embedding	8
Size of output embedding	256
Number of spherical harmonics basis functions	7
Number of radial basis functions	6
Cutoff distance for defining edges	5.0 Å
Maximum number of neighbors (edges per node)	32
Envelope exponent for smooth cutoff	5
Number of residual layers before skip connection	1
Number of residual layers after skip connection	2
Number of linear layers in DimeNet++ output blocks	3
Number of linear layers in f_{bond}	3
Number of linear layers in f_{perm}	2
Number of linear layers in f_{gate}	3
Activation function	swish

A.2 Categorization of trained models

Table 2: Overview of all models considered in this work. n_c : number of conformers included simultaneously in the model input.

#	Models Encoding Single Conformers		
	active or random conformer?	optimization level	n_c
1	active	DFT	1
2	active	GFN2-xTB	1
3	active	MMFF94	1
4	random	DFT	1
5	random	GFN2-xTB	1
6	random	MMFF94	1
7	random	DFT	10
8	random	GFN2-xTB	10
9	random	MMFF94	10
#	Models Encoding Sets of (Random) Conformers		
	active included in set?	optimization level	n_c
10	no	GFN2-xTB	10
11	no	MMFF94	10
12	yes	MMFF94	10
13	yes	GFN2-xTB	10
14	yes	DFT	10

A.3 Additional results

Table 3: Absolute prediction performance for the 11 models showed in Figure 3. Performance is reported by the mean absolute error on the test set, averaged across the three test sets. Model numbers correspond to the model numbers in Table 2.

Target	#1	#2	#3	#4	#5	#6	#7	#8	#9	#10	#11
B5 (max)	0.155	0.172	0.185	0.209	0.229	0.226	0.208	0.207	0.207	0.223	0.220
B5 (min)	0.204	0.221	0.252	0.271	0.301	0.297	0.268	0.276	0.277	0.279	0.286
L (max)	0.185	0.219	0.247	0.276	0.316	0.322	0.278	0.293	0.295	0.303	0.310
L (min)	0.134	0.156	0.180	0.204	0.214	0.216	0.206	0.203	0.202	0.208	0.217