

Text-to-SQL Domain Adaptation via Human-LLM Collaborative Data Annotation

Yuan Tian*
tian211@purdue.edu
Purdue University
West Lafayette, Indiana, USA

Daniel Lee
dlee1@adobe.com
Adobe Inc.
San Jose, California, USA

Fei Wu
feiw@adobe.com
Adobe Inc.
Seattle, Washington, USA

Tung Mai
tumai@adobe.com
Adobe Inc.
San Jose, California, USA

Kun Qian
kunq@adobe.com
Adobe Inc.
Seattle, Washington, USA

Siddhartha Sahai
siddharthas@adobe.com
Adobe Inc.
Seattle, Washington, USA

Tianyi Zhang
tianyi@purdue.edu
Purdue University
West Lafayette, Indiana, USA

Yunhao Li
yunyaol@adobe.com
Adobe Inc.
San Jose, California, USA

Schema Comprehension

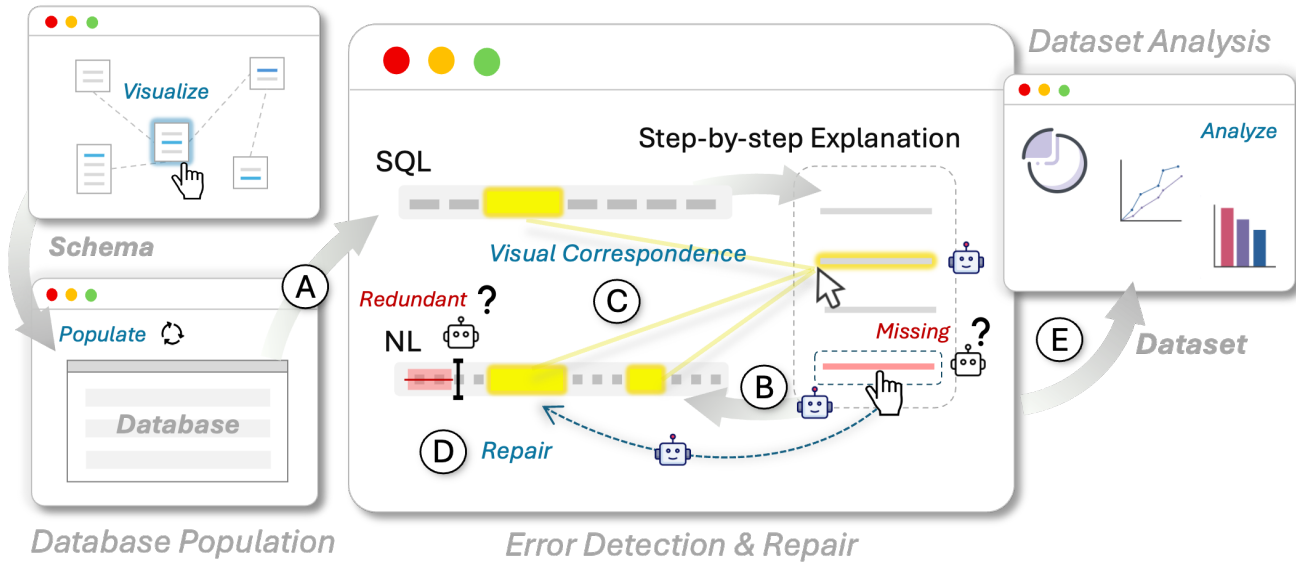


Figure 1: An overview of SQLSYNTH: (A) Given a database schema, SQLSYNTH populates a database and sample SQL queries for the database. (B) After a step-by-step analysis of each sampled SQL query, SQLSYNTH translates the query into a natural language (NL) question. (C) The large language model (LLM) aligns the NL question with the SQL query through the step-by-step analysis. Users can hover over each step to check the corresponding span in both SQL and NL. (D) SQLSYNTH detects potential errors in the NL and highlights them in red. Users can repair the NL by injecting missing steps or deleting redundant text. (E) Users monitor and visualize the composition of the annotated dataset, thereby controlling the annotation process.

*This work was done during the first author's internship at Adobe.

Permission to make digital or hard copies of all or part of this work for personal or classroom use is granted without fee provided that copies are not made or distributed for profit or commercial advantage and that copies bear this notice and the full citation on the first page. Copyrights for components of this work owned by others than the author(s) must be honored. Abstracting with credit is permitted. To copy otherwise, or republish, to post on servers or to redistribute to lists, requires prior specific permission and/or a fee. Request permissions from permissions@acm.org.

IUT'25, March 24–27, 2025, Cagliari, Italy

© 2025 Copyright held by the owner/author(s). Publication rights licensed to ACM.
ACM ISBN 978-1-4503-XXXX-X/18/06...\$15.00
<https://doi.org/XXXXXXX.XXXXXXX>

ABSTRACT

Text-to-SQL models, which parse natural language (NL) questions to executable SQL queries, are increasingly adopted in real-world applications. However, deploying such models in the real world often requires adapting them to the highly specialized database schemas used in specific applications. We find that existing text-to-SQL models experience significant performance drops when applied to new schemas, primarily due to the lack of domain-specific data for fine-tuning. This data scarcity also limits the ability to effectively evaluate model performance in new domains. Continuously obtaining high-quality text-to-SQL data for evolving schemas is prohibitively expensive in real-world scenarios. To bridge this gap, we propose SQLSYNTH, a human-in-the-loop text-to-SQL data annotation system. SQLSYNTH streamlines the creation of high-quality text-to-SQL datasets through human-LLM collaboration in a structured workflow. A within-subjects user study comparing SQLSYNTH with manual annotation and ChatGPT shows that SQLSYNTH significantly accelerates text-to-SQL data annotation, reduces cognitive load, and produces datasets that are more accurate, natural, and diverse. Our code is available at https://github.com/adobe/nl_sql_analyzer.

CCS CONCEPTS

• **Human-centered computing** → **Interactive systems and tools**; • **Computing methodologies** → **Machine learning**.

KEYWORDS

Natural Language Interface, Text-to-SQL, Databases, Domain Adaptation, Interactive Data Annotation, LLMs, PCFG

ACM Reference Format:

Yuan Tian, Daniel Lee, Fei Wu, Tung Mai, Kun Qian, Siddhartha Sahai, Tianyi Zhang, and Yunyao Li. 2025. Text-to-SQL Domain Adaptation via Human-LLM Collaborative Data Annotation. In *Proceedings of 30th Annual ACM Conference on Intelligent User Interfaces (IUI'25)*. ACM, New York, NY, USA, 28 pages. <https://doi.org/XXXXXXX.XXXXXXX>

1 INTRODUCTION

Natural language interfaces to databases can significantly democratize complex data analysis and decision-making processes for end-users by allowing them to express their intent through NL. These interfaces are mainly powered by text-to-SQL models that convert NL questions into SQL queries [61, 64, 66]. The resulting SQL queries are then executed on the database to retrieve the results for users. Recent advancements, notably in large language models (LLMs), have substantially enhanced NL interfaces and opened a promising market that is expected to grow around three times in five years [8, 55, 69].

Despite these advancements, the accuracy and reliability of text-to-SQL models in real-world applications remain suboptimal, especially in high-stakes domains such as finance and healthcare where an error can cause severe consequences. One root cause of this inaccuracy is the domain shift, which is a common challenge in machine learning [9, 12, 52]. Specifically, deploying an NL interface to a real-world database requires the underlying text-to-SQL model to understand the database schema, which is often highly specialized with unique architectures and data contexts that public datasets such as Spider [96] and BIRD [46] do not cover. Our formative

study with engineers from Adobe reveals a text-to-SQL accuracy drop of at least 13.3% for newly added columns and 9.1% for new tables. Moreover, as the database schema evolves over time, the performance of the text-to-SQL model continues to decline. To fully unleash the computational power of text-to-SQL models in the new domain, there is a demand for annotating sufficient pairs of text and SQL data under a target schema for fine-tuning a text-to-SQL model to the domain.

Recent studies have shown that LLMs can be used as data annotators in domains such as image captioning, code generation, and topic detection [7, 18, 24, 71, 83, 85, 90]. While we could use LLMs to annotate text-to-SQL datasets, it introduces new challenges such as hallucination [28]. Furthermore, LLMs are inherently not designed or trained to generate diverse data. They frequently generate repetitive data and struggle to maintain consistency in large datasets due to the limited attention in a long context [3, 76]. Therefore, we believe that when harnessing LLMs for curating text-to-SQL datasets, it is essential to incorporate human knowledge and improve human control. To the best of our knowledge, no prior work has investigated human-in-the-loop data annotation methods in the domain of text-to-SQL generation.

To bridge this gap, we propose SQLSYNTH, an interactive text-to-SQL data annotation system designed to streamline the process of creating high-quality text-to-SQL datasets on a customized schema. Our insight is to automate labor-intensive procedures (e.g., initialize SQL queries and NL questions) while providing effective error detection and repair mechanisms, allowing annotators to efficiently verify and refine the data in collaboration with the LLM. Figure 2 compares the pipeline of traditional text-to-SQL annotation with the pipeline when using SQLSYNTH. Traditionally, given a database schema, annotators have to understand the schema architecture and manually create new SQL queries and NL questions from scratch. This process is often mentally demanding and prone to biases, as personal assumptions can affect query patterns and phrasing.

In contrast, SQLSYNTH visualizes the database schema as an interactive editable graph to facilitate comprehension. Based on the customized schema, SQLSYNTH leverages a rule-based method to populate a database with numerous diverse records. Then, it uses this populated database to sample SQL queries using Probabilistic Context-Free Grammar (PCFG). SQLSYNTH leverages both a grammar-based approach and an LLM to analyze SQL queries step by step. Based on the analysis, it then translates the SQL query into a corresponding NL question. The LLM automatically aligns the NL question with the SQL query through this step-by-step analysis. Based on this alignment, SQLSYNTH identifies potential errors and allows annotators to efficiently rectify these issues by instructing the LLM through a structured workflow. Specifically, annotators can inject missing information from misaligned steps or delete redundant text in the NL question. Finally, SQLSYNTH analyzes the annotated data, providing dynamic dataset composition on property distributions such as statistics for specific referenced entities in the current dataset. This feature enables annotators to iteratively monitor and refine the dataset's diversity and quality.

We evaluated SQLSYNTH through a within-subjects study with 12 participants. Compared to manual annotation and using ChatGPT, participants using SQLSYNTH annotated 4.4X and 2.3X more data, with 87% and 84% fewer errors, respectively. We evaluated

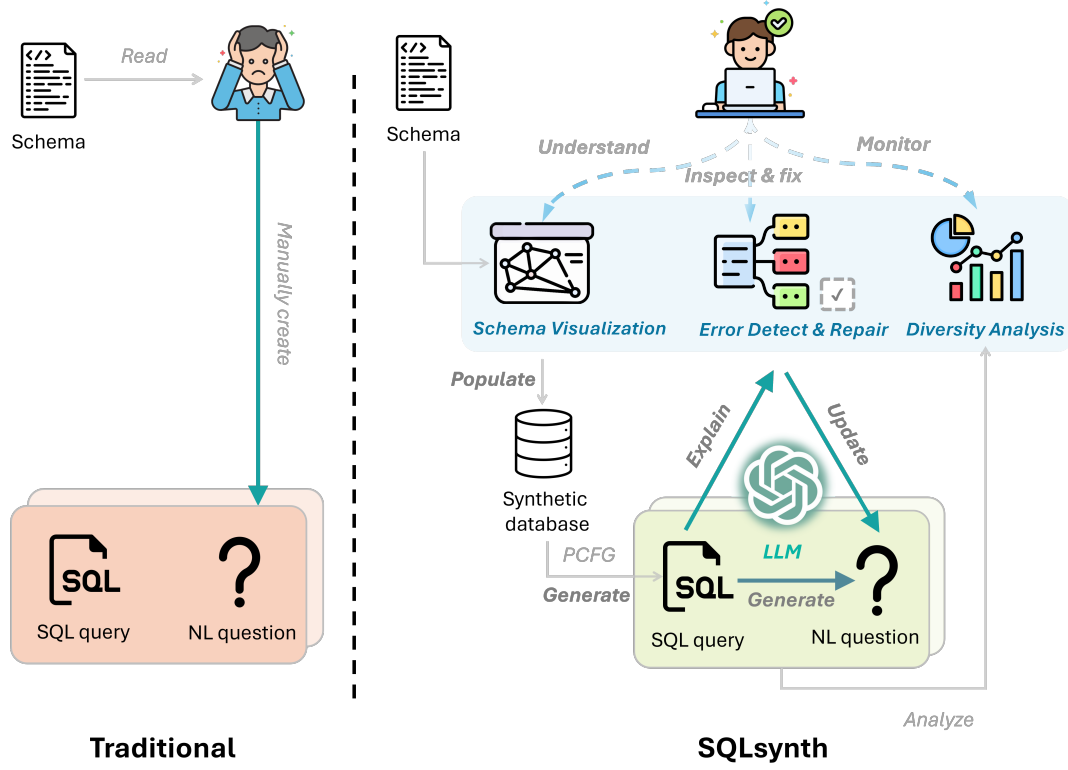


Figure 2: Illustration of traditional text-to-SQL annotation v.s. using SQLSYNTH. Green arrows indicate dataset creation steps, gray arrows represent supportive data flows, and blue dashed arrows show user interactions with the interface. SQLSYNTH includes three interactive features in the blue box: *schema visualization*, *error detection and repair*, and *diversity analysis*. Annotators can leverage these features to efficiently control the data annotation process.

the naturalness of annotated data using both the Flesch-Kincaid Score and human ratings. The results indicate that NL questions annotated by SQLSYNTH are more natural compared to those produced by ChatGPT. To evaluate dataset diversity, we analyze the number of clauses, tables, columns, and values in SQL queries. The results show that SQLSYNTH achieves a higher Simpson’s Diversity Index, suggesting better overall diversity. Furthermore, during the annotation, participants self-reported experiencing less cognitive load and greater confidence when using SQLSYNTH.

In summary, this work makes the following contributions:

- A **formative study with industrial practitioners** identifies five major users’ needs of text-to-SQL annotation in practice.
- A **comprehensive interactive text-to-SQL annotation system**, SQLSYNTH, streamlines the annotation of text-to-SQL datasets. It facilitates database comprehension, database population, text-to-SQL data generation, error detection and repair, and dataset analysis.
- A **comprehensive evaluation** assesses the usability and effectiveness of SQLSYNTH, demonstrating significant improvements in annotation speed, accuracy, naturalness, and dataset diversity compared to both manual efforts and conversational AI assistants like ChatGPT.

2 RELATED WORK

2.1 SQL Generation from Natural Language

Developing a natural language interface for databases has been a long-standing problem since the 1970s. In 1972, LUNAR [87] was proposed to enable geologists to query the chemical analysis data of lunar rocks. Early effort in this domain focuses on logic-based [19, 84] and rule-based [1, 42, 60, 65, 92] approaches. However, these approaches require significant human efforts to create the translation rules and are limited to a definite set of queries [32, 60].

The emergence of many public text-to-SQL datasets [46, 92, 96, 102] propel researchers to develop learning-based text-to-SQL models [29, 64, 66, 77, 79, 99]. Early text-to-SQL models mainly leverage the encoder-decoder architecture [50, 101, 103], where the encoder maps NL question and database schema to latent state and decoder maps the latent state to a SQL query. Recently, more work [15, 16, 54] has focused on leveraging large language models (LLMs). These LLMs are pre-trained on large corpora and exhibit general ability in semantic parsing. They can effectively solve text-to-SQL tasks in a zero-shot setting with prompts or a few demonstrations [22, 73]. In the meanwhile, some works fine-tune existing LLMs to achieve better performance LLMs [45, 59, 62, 86]. However, these approaches are optimized for general text-to-SQL capabilities and may not perform well on specialized schemas. SQLSYNTH

bridges this gap by enabling instant text-to-SQL dataset acquisition for a specific schema, thereby facilitating focused fine-tuning and evaluation.

2.2 Text-to-SQL Dataset Creation

2.2.1 Human-annotated Text-to-SQL Datasets. There has been a growing number of text-to-SQL datasets [10, 13, 14, 25, 30, 39, 43, 46, 72, 82, 93, 96, 98, 102]. For example, WikiSQL [102] contains 80,654 hand-annotated examples of questions and SQL queries across 24,241 Wikipedia tables. Spider [96] is a cross-domain text-to-SQL dataset annotated by 11 college students. It contains 10,181 questions and 5,693 SQL queries across 200 databases, spanning 138 different domains. Another notable dataset, BIRD [46], includes 12,751 queries over 95 databases spanning 37 professional domains created by crowd-sourcing.

While these datasets attempt to incorporate real-world query scenarios, they are limited by the number of schemas. In practice, different applications may use significantly different schema architectures and query traffic, leading to significant disparities compared to existing datasets. Moreover, while each dataset contains thousands of queries in total, the number of queries per database remains insufficient to cover all query types, due to the high cost of human annotation.

2.2.2 Text-to-SQL Data Augmentation & Synthesis. Compared with manual annotation, there have been a lot of efforts in automating the dataset construction process. The first line of research focuses on data augmentation from existing datasets, which transforms or expands an existing dataset to a new dataset [2, 51, 53, 67, 81, 94]. For example, SyntaxSQLNet [94] generates cross-domain data using query templates from the Spider dataset. CONDA [81] augments SPaC [97] and CoSQL [95] by modifying SQL dialogue states to generate different queries and questions. However, such data augmentation is limited to the existing dataset, making it challenging to significantly increase the diversity of the data.

To address the diversity limitation of data augmentation, the second line of research focuses on sampling various queries based on the SQL grammar and then translating them into NL questions [20, 81]. While grammar-based sampling is feasible, translating SQL queries back to NL questions remains a challenge. Existing methods are either template-based [35, 36, 44, 56, 75, 77, 91] or model-based [21, 48, 80, 88], both of which have limitations. Template-based methods translate formal queries into NL questions based on pre-defined templates, which lack diversity and naturalness in generated questions. Model-based methods train or employ a pre-trained model to generate the NL question from the formal query. For example, [80] trained a BART-based [40] translation model that maps a SQL to an NL question. However, such translation models can introduce errors and make the dataset unreliable.

Recently, research has demonstrated that LLMs can work as effective data annotators [7, 18, 24, 71, 83, 85, 90]. While LLMs can be prompted to generate text-to-SQL data, they are not well-suited for producing large amounts of diverse data from scratch.

To address these issues, SQLSYNTH first samples a SQL query based on grammar rules and translates it into an NL question using an LLM. To handle potential translation errors, SQLSYNTH adopts a human-in-the-loop inspection and repair method. It detects and

highlights any potential misalignment between the SQL query and NL questions for user inspection. It then allows users to fix the alignment issue by injecting missing information and removing redundant information in collaboration with the LLM.

2.3 Interactive Data Annotation

While pure synthetic datasets are not reliable, human annotation is time-consuming and labor-intensive. To strike a balance, interactive data annotation methods [4, 26, 33, 34, 38, 47, 89] were introduced to reduce annotation effort while maintaining annotation quality. These approaches typically employ an annotation model that provides suggestions for human reviewers to approve or correct.

Compared to manual annotation, interactive annotation offers a significant advantage in that human annotators need only verify model-generated annotations rather than creating data from scratch. This can significantly accelerate the annotation process while reducing human effort. A common strategy of interactive annotation is utilizing active learning [6, 27, 33, 37, 47], which strategically selects the most informative data points for annotation. This approach aims to optimize the model's performance incrementally with the least amount of human-annotated data. However, a major limitation of active learning is its tendency to reinforce data biases. Although this approach selectively samples data points believed to be most valuable for model improvement, it may inadvertently focus on atypical examples that do not represent the full spectrum of the dataset. Consequently, the model trained on such datasets may develop a skewed understanding, resulting in poor performance.

Facilitating efficient collaboration between intelligent systems and humans has long been a central theme in HCI research, initially introduced in the seminal work on man-computer symbiosis [49]. Nowadays, the imperfections of AI models in high-stakes domains underscore the need for enhanced human-AI collaboration. Interactive data annotation exemplifies this type of collaboration, aiming for more accurate and trustworthy outcomes. However, to the best of our knowledge, no effective interactive text-to-SQL annotation tools existed prior to this work.

3 FORMATIVE STUDY

To understand the specific requirements for text-to-SQL dataset annotation, we conducted a formative study by interviewing 5 engineers from Adobe. These interviewees have experienced annotating text-to-SQL datasets in their work. We describe our interview process in Section 3.1. Based on these interviews, we identified five major user needs in Section 3.2. Finally, we discuss our design rationale in Section 3.3, aiming to address the user needs.

3.1 Interview

We conducted 20-minute semi-structured interviews with each interviewee through a conversational and think-aloud process. During these interviews, we first asked about the **motivation** for text-to-SQL annotation in their use cases, specifically about the schemas they worked on and why obtaining more data was important. Interviewees reported that when deploying a new service, companies often needed to introduce new entities and restructure the original schema. However, after updating the schema, they typically found that model performance dropped dramatically. Their regression

tests showed an overall accuracy drop of 13.3% for newly added columns and 9.1% for new tables. As the schema was further updated, performance continued to decline. Moreover, as the schema changed significantly, they needed a large amount of new data on the updated schema to ensure a robust evaluation.

Second, we asked about their detailed **workflow** and whether they used any tools to assist with data annotation. Interviewees reported that they did not use any specific tool for annotation, although they sometimes asked ChatGPT to generate initial data. Additionally, they often leveraged previous datasets by adapting previous queries to the new schema, such as replacing an outdated column name with a new one. After annotation, their colleagues performed peer reviews to check and refine the data.

Third, we asked about **challenges** they had met and the speed of their dataset annotation. Overall, they considered annotation to be very expensive. Interviewees mentioned that one engineer could only annotate 50 effective SQL and NL pairs per day in their use case. They often lost track and felt overwhelmed during annotation. Despite the peer review, they still felt a lack of confidence in the quality of the annotated data. They pointed out that randomness existed throughout the entire procedure. We summarize more challenges as user needs in Section 3.2.

3.2 User Needs

N1: Effective Schema Comprehension. Text-to-SQL annotation assumes that users can easily understand the database schema specified in a certain format (e.g., Data Definition Language). However, our interviews indicate that it is cumbersome and error-prone for users to navigate and comprehend complex schemas from such a specification format.

N2: Creating New Queries. Creating SQL queries requires a deep understanding of both database schema and SQL grammar. When creating a text-to-SQL dataset, users need to continually come up with new, diverse SQL queries. However, it is challenging for them to break free from preconceptions shaped by existing queries they have seen before.

N3: Detecting Errors in the Annotated Data. An annotated dataset may include errors, which can deteriorate model performance and evaluation results. Our interviews suggest that annotators need an effective mechanism for detecting potential errors or ambiguity in the constructed queries.

N4: Efficiently Correcting the Detected Errors. After identifying errors, users need an efficient way to correct these errors to ensure the accuracy and reliability of the dataset. They need to ensure the SQL query is syntactically correct, and the NL is semantically equivalent to the SQL query.

N5: Improve Dataset Diversity. Dataset diversity is crucial for improving model performance and ensuring rigorous evaluation. Human annotation can easily introduce biases due to individual knowledge gaps and a lack of holistic understanding of the dataset composition. Thus, interviewees reported the need for an effective way to improve diversity and eliminate biases in the dataset.

3.3 Design Rationale

To support **N1**, our approach visualizes the database schema as a dynamic, editable graph. This enables users to quickly grasp the

overall structure of the database and the relationships between entities. Users can explore detailed information such as data type through further interactions with the graph.

To support **N2**, our approach alleviates the burden of manually creating new SQL queries. We design an algorithm to randomly sample SQL query templates based on SQL grammar, then fill out this template with entities and values retrieved from the database. We make the SQL generation highly configurable—users can manually adjust keyword probability, or automatically tune the probability by an existing dataset.

To support **N3**, our approach renders the alignment between the SQL query and the NL question via a step-by-step analysis. Our approach then prompts the LLM to highlight potential misalignments to users. Subsequently, our approach performs a textual analysis to check the equivalence of the SQL query and NL question and offers users a confidence score about their consistency.

To support **N4**, we handle two common errors—missing information and including irrelevant information in the NL question. Our approach allows users to fix errors by injecting missing information or removing irrelevant details based on LLM-generated suggestions.

To support **N5**, our approach first enables users to sample SQL queries based on a probability distribution learned from real-world data rather than creating them manually. Furthermore, our approach supports visualizing various dataset compositions through diagrams. For example, users can view a bar chart displaying the distribution of column counts in SQL queries. This feature allows users to monitor dataset composition during annotation, maintaining control over the annotation direction and improving data diversity.

4 IMPLEMENTATION

SQLSYNTH comprises multiple UI components, each corresponding to a step in text-to-SQL dataset annotation and addressing specific user needs mentioned in Section 3.2. We describe each component in this section. Additional implementation details, such as algorithms and prompt design, are discussed in Appendix B and Appendix C.

4.1 Schema Visualization

Annotating text-to-SQL datasets requires annotators to understand the corresponding database schema. However, practical database schemas can be complex and challenging to comprehend. To facilitate user comprehension of schema, SQLSYNTH enables users to visualize the schema in an interactive graph, as shown in Figure 3. Users can upload the schema by either dragging a schema file onto the canvas or using the upload button. Each table is visualized as a box, with columns listed as rows within it. The primary keys are colored blue and marked with “PK”. Reference relationships between columns in different tables are rendered as dashed lines, with a flow animation indicating the reference direction. To inspect details, users can hover over columns and tables to view data types or entity descriptions. The interface allows for dragging tables, zooming in and out, and panning across the view.

The graph is editable, allowing users to update the schema as needed. To add new tables, users can click the “ADD TABLE” button in the top-left corner (Fig. 3 (a)). Hovering over a table allows users

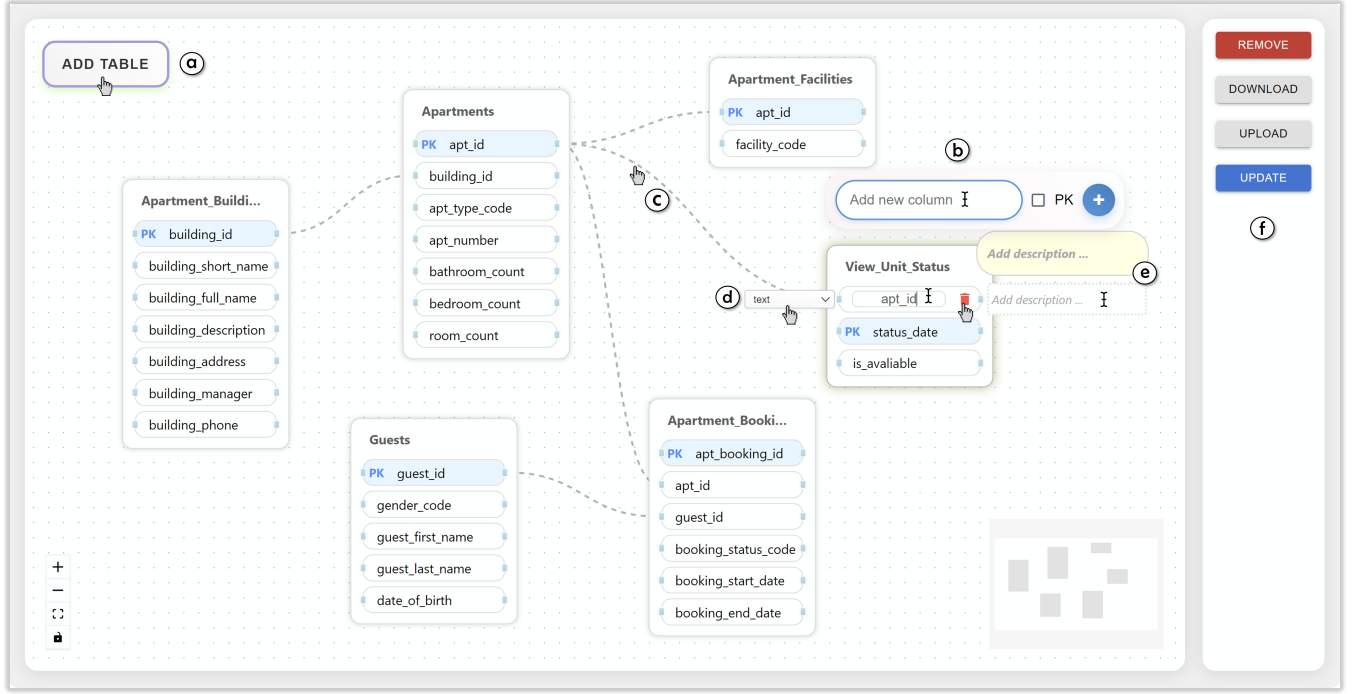


Figure 3: The user interface for schema visualization. Each node represents a database table, while each cell represents a column in the table. The blue cell marked with “PK” represents the primary key. The dashed gray edge represents a foreign key reference relationship between two tables. Users can (a) add a new table, (b) add a new column, (c) add a reference relationship, (d) define the data type for a column, (e) add a description for columns and tables, and (f) remove, upload, or download the database schema.

to add new columns or designate primary keys (Fig. 3 (b)). Users can specify the data type for each column and directly link two columns to establish foreign key relationships (Fig. 3 (c)). To remove columns, users can click the trash icon that appears on hover. Tables and reference links can be removed using the backspace key on the keyboard.

Given that practical database entities often use abbreviations, clear documentation can help LLMs better interpret the schema and provide more accurate annotation suggestions in subsequent steps. SQLSYNTH encourages users to add descriptions to tables and columns (Fig. 3 (e)). For better schema management, users can quickly remove the entire schema, as well as download or upload it as a JSON file (Fig. 3 (f)).

4.2 Database Population

SQL queries often reference specific values in the database. However, there are often no existing records in the database to reference during annotation. To address this limitation, SQLSYNTH enables users to instantly create a sandbox database populated with diverse values (Fig. 4). This sandbox database serves two purposes: (1) it provides a source for retrieving values, and (2) it allows for executing the annotated SQL queries to validate their correctness.

To populate the database, users can specify the desired number of records and create them with a single click (Fig. 4 (a)). SQLSYNTH employs a rule-based method to randomly synthesize records

based on data types, which currently supports eight data types, including text, boolean, int, timestamp, float, double, decimal, and enum. We design random generation rules for each data type. For example, in Figure 4, “apt_id” is a text field, and SQLSYNTH generates values by taking “apt_” as the prefix and append a random UUID to it; “status_date” is a timestamp field, generating values like “2022-05-01T06:04:32”; “is_available” is a boolean field, so it only yields either “True” or “False” in the records.

When generating random values, we also consider primary and foreign key relationships to be the constraints. For example, “View_Unit_Status.apt_id” is a foreign key referencing another column, “Apartments.apt_id”, so SQLSYNTH reuses existing values from the referenced column. The probability of generating repetitive records can be easily adjusted by users in a configuration file, with a default probability of 0.3. Users can navigate between different tables via a drop-down menu (Fig. 4 (b)). Users can save current database records or upload existing ones in JSON format (Fig. 4 (c)).

While these rule-based synthetic values may not reflect real-world distributions, this does not affect the annotation process. These values primarily act as placeholders for annotators to ensure that the annotated SQL queries can be executed with the desired behavior. Furthermore, values are used for reference purposes and do not alter the query’s underlying structure or meaning. Models are not directly trained on these values.

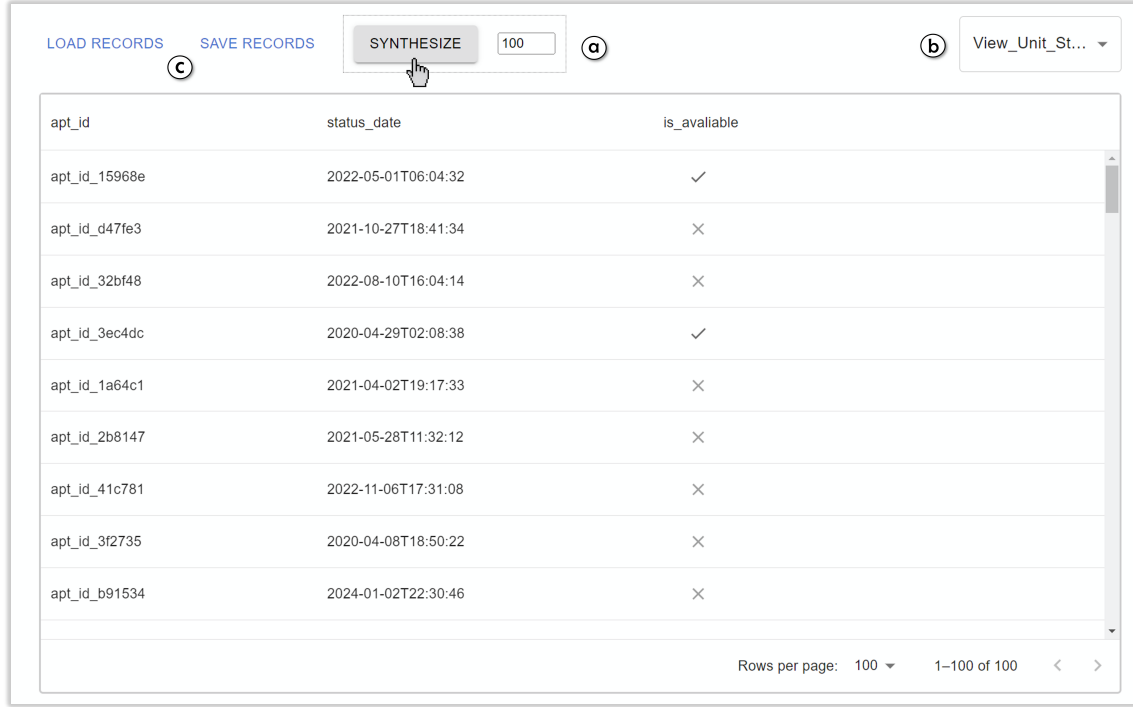


Figure 4: The user interface for database population. Users can (a) populate the database with a specified number of records, (b) switch table views, and (c) upload or download synthesized records.

SQLSYNTH distinguishes itself from existing methods that only incorporate dummy values in SQL queries without providing an executable environment. All SQL queries created by SQLSYNTH are associated with their execution results for users to better understand the query behaviors.

4.3 SQL Query Generation

Creating unbiased SQL queries is challenging, particularly when dealing with a new and complex database schema. To address this challenge, SQLSYNTH provides a suggested SQL query (Fig. 5 (a)) that is randomly sampled using SQL grammar and values in the populated database. Specifically, SQLSYNTH utilizes a pre-defined probabilistic context-free grammar (PCFG) tailored for SQL queries. This PCFG can be easily modified in a configuration file, as exemplified in Appendix B. While users can configure the grammar manually, SQLSYNTH also supports automatically learning keyword probability distributions from an imported dataset. Users can directly edit the suggested SQL query to meet specific needs and check the execution result via the “EXECUTE” button (Fig. 5 (b)).

Compared to using LLMs to generate SQL queries directly, our PCFG-based approach offers more fine-grained control over query diversity and correctness. It mitigates issues such as bias or hallucination introduced by LLMs. This is the rationale behind our decision to first generate the SQL query and then translate it into natural language (NL). An alternative approach could be generating the NL question first and then generating the SQL query. However, this method has limitations compared to ours. First, generating a

large amount of diverse NL questions from scratch is challenging. The lack of fixed syntax in NL diminishes the control over data diversity. In contrast, our approach ensures data diversity by directly controlling SQL patterns. Second, generating the SQL query from NL essentially implies solving the text-to-SQL task. In this scenario, we can only generate SQL queries by models, which may hallucinate and introduce generation errors in SQL queries [57, 58]. In contrast, the SQL queries generated by our approach are guaranteed to be syntactically correct.

4.4 Natural Language Question Generation

Based on the SQL query, SQLSYNTH provides a suggested NL question by translating the SQL query using GPT-4 Turbo¹ (Fig. 5 (d)). For more accurate translation, SQLSYNTH employs retrieval-augmented generation (RAG) [17, 41]. It retrieves similar examples from a text-to-SQL data pool, which collects previously annotated data and 1,500 real-world text-to-SQL pairs. Unlike commonly used retrievers in RAG, such as dense retriever [31] and BM25 [63], we develop an AST-based retriever tailored for SQL queries. Specifically, SQLSYNTH calculates similarity scores between SQL queries by measuring the tree edit distance between their abstract syntax trees, retrieving the top five examples with scores above 0.5. Using these examples, SQLSYNTH performs few-shot learning to translate the annotation SQL query into an NL question. Figure 13 shows the prompt. Furthermore, users can view the top similar examples

¹All the LLMs mentioned in this paper refer to GPT-4 Turbo (<https://platform.openai.com/docs/models/gpt-4-turbo-and-gpt-4>).

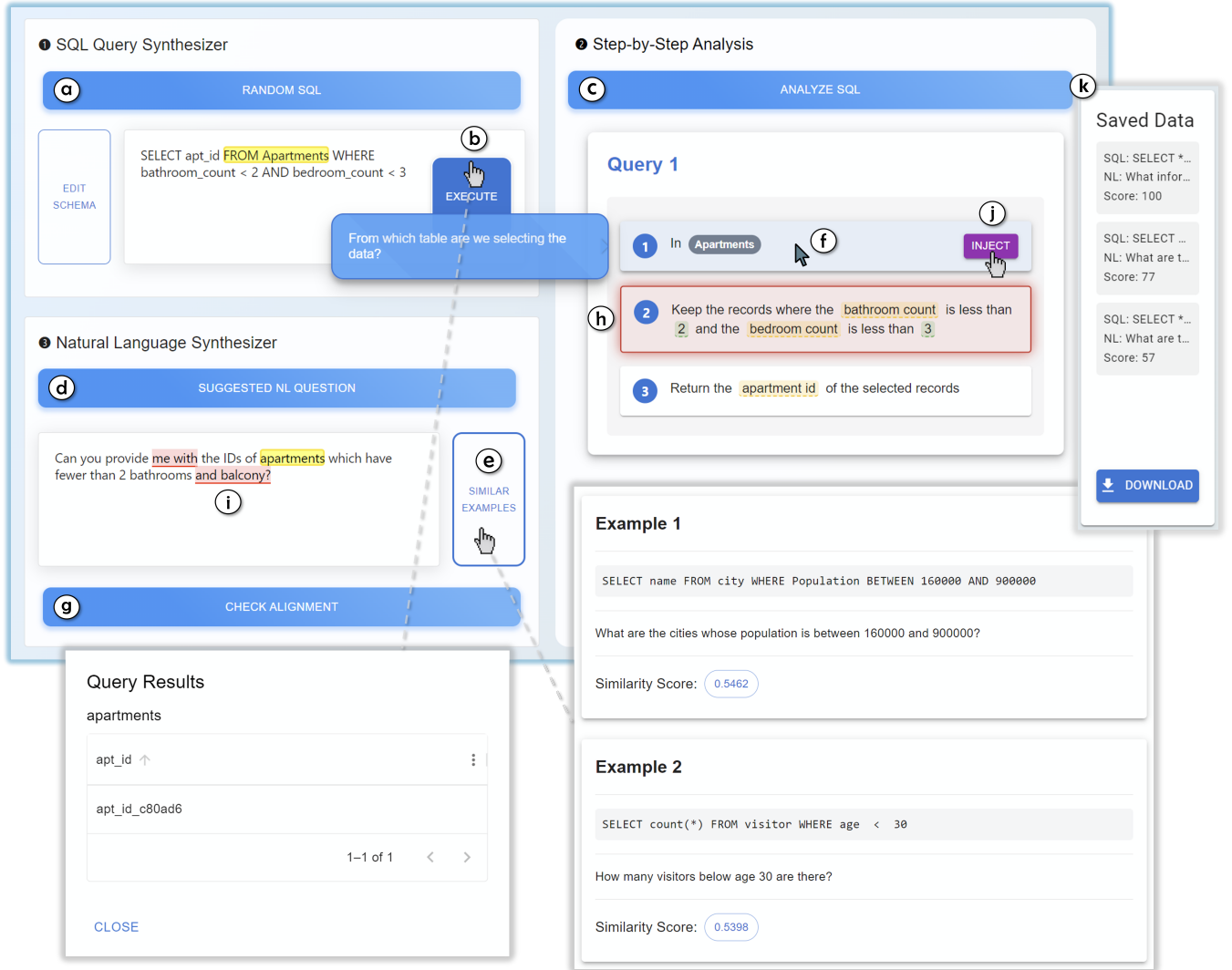


Figure 5: The user interface for data generation, error detection, and repair. Users can (a) generate a suggested SQL query, (b) check the query result, (c) read the step-by-step explanation in natural language, (d) generate the corresponding suggested NL question, (e) check similar gold data, (f) hover on each step to highlight the corresponding SQL component, NL question chunk, and sub-question, (g) build alignments among SQL, question, and steps, (i) identify and remove redundant text in the question, (j) update the question by emphasizing a certain step, (h) identify a misaligned step, and (k) collect annotated data.

by clicking the “SIMILAR EXAMPLES” button (Fig. 5 (e)). These real-world examples also help users better assess the quality of the LLM-suggested NL question. The NL question is editable, allowing users to make any necessary adjustments.

4.5 Error Detection & Repair

4.5.1 SQL Step-by-step Explanation in NL. To enhance user comprehension of SQL queries and detect potential errors, SQLSYNTH explains the SQL query step by step in NL (Fig. 5 (c)). We reuse the rule-based explanation generation approach from STEPS [77], which parses the SQL query and translates each part of the query to an NL description based on templates. SQLSYNTH enhances this

approach using an LLM in two ways. First, if a SQL query cannot be fully covered by the translation rules, SQLSYNTH prompts the LLM to generate the step-by-step explanation via few-shot learning from rule-based explanation examples. Second, SQLSYNTH prompts the LLM to paraphrase the generated explanations based on the schema and documentation for better fluency and naturalness. Figure 12 shows the prompt. To further improve the readability, SQLSYNTH identifies and highlights columns, tables, and values in different colors in the explanation. Furthermore, for each step, SQLSYNTH renders a corresponding sub-question on the left as users hover the mouse over this step (Fig. 5 (f)). The sub-question is translated from a simple SQL query that only involves this step.

4.5.2 Visual Correspondence among SQL query, NL question, and Step-by-step Explanation. The step-by-step explanation serves as a bridge between the SQL query and the NL question. When users click the “CHECK ALIGNMENT” button (Fig. 5 (g)), SQLSYNTH creates a triple-linkage among these elements. First, since the step-by-step explanation is grammar-based, there is a one-to-one mapping between SQL components and explanation steps. Second, SQLSYNTH employs an LLM to align the step-by-step explanation with the NL question. For each explanation step, the LLM pinpoints related substrings in the NL question, maintaining a one-to-many mapping. When users hover over an explanation step (Fig. 5 (f)), SQLSYNTH highlights the corresponding SQL component and related question substrings in yellow. This triple-linkage helps users mentally connect the SQL query and the suggested NL question, enhancing user understanding of the data and aiding in the detection of potential errors.

4.5.3 Misalignment Detection & Correction. While SQLSYNTH guarantees the syntactic correctness of SQL queries sampled by PCFG, the NL question generated by the LLM can include errors or ambiguity. SQLSYNTH proposes a novel interactive error detection and correction strategy by aligning the NL question with the SQL query through the step-by-step explanation. Motivated by research [78] showing that multi-agent collaboration enhances generation accuracy, SQLSYNTH accomplishes this task through a two-step prompting. We include our prompt design in Figures 15 and 16, with further details discussed in Appendix C. If any substring in the NL question fails to map to any step in the explanation, the substring will be highlighted in red (Fig. 5 (i)), suggesting that this text may be irrelevant to this SQL query. Users can focus on the red text and consider removing them. Similarly, if a certain explanation step does not map to any partial text in the NL question, this step will be highlighted in red (Fig. 5 (h)), indicating the content mentioned in this step may be missing in the NL question. In this case, users can update the NL question by clicking the “INJECT” button on the corresponding step (Fig. 5 (j)). Then, the LLM is prompted to update the current NL question by amplifying the content mentioned in this step. Figure 17 shows the prompt.

4.5.4 Confidence Scoring. To help users better assess the quality of annotated data, SQLSYNTH offers a post-annotation analysis via the “POST-ANNOTATION ANALYSIS” button (Fig. 6 (a)). Recent research has demonstrated that LLMs can determine semantic equivalence between SQL queries [100] and generate accurate confidence scores through self-reflection [70, 74]. Based on these findings, SQLSYNTH prompts the LLM to provide a final report and score indicating the quality and correctness of the data. The prompt used in this step is shown in Figure 18. The score is averaged after multiple rounds of analysis to ensure stability. This score serves as a confidence level, directing users to focus more on checking data with lower scores, as these data may contain potential issues.

Based on the analysis provided by SQLSYNTH, users can choose to accept or reject the data (Fig. 6 (b)). Accepted data is collected in the right panel (Fig. 5 (k)), where users can review and download the dataset at any time.

4.6 Automated Dataset Annotation

While SQLSYNTH enables users to annotate text-to-SQL datasets in an interactive manner, SQLSYNTH also supports fully automated data annotation without humans in the loop (Fig. 6 (c)). This is useful when users need a large amount of data without a perfect dataset quality (e.g., for fine-tuning LLMs). Users can specify how many queries to synthesize and start by one click. All generated data will be automatically collected on the right (Fig. 5 (k)).

4.7 Dataset Diversity Analysis

To ensure diversity and eliminate potential biases in the annotated dataset, SQLSYNTH allows users to monitor dataset composition and property distributions. Users can upload their dataset via drag-and-drop (Figure 7 (a)). SQLSYNTH then renders various property distributions in pie charts, bar charts, or line charts, in terms of SQL structure, keyword, clause number, column usage, etc. (Figure 7 (b)). For example, users can monitor the number of referenced values in a bar chart. If users find that SQL queries with a sufficient number of referenced values are underrepresented in the current dataset, they can adjust the PCFG probabilities to generate SQL queries with more values. And they can selectively accept only those queries that contain an adequate number of values. In addition to ensuring diversity, this UI component generally improves human control during collaboration with the LLM, enabling users to better manage annotation pace and focus.

5 USAGE SCENARIO

Bob is a data scientist at a rapidly growing technology company. Now, his task is to create a high-quality text-to-SQL dataset for training and evaluating the natural language (NL) interface of the company’s recently updated database system. Bob faces several challenges that make this task particularly daunting. First, the company has just completed a major update to its database schema, introducing new tables and relationships to accommodate its expanding business needs. This update makes previous datasets obsolete and incompatible with the current schema. Consequently, it is impossible to accurately evaluate the performance of the NL interface based on the updated database. Adding to the complexity, the schema now becomes highly complex, with numerous tables and reference relationships. Manually updating previous datasets to reflect these changes would be impractical. Bob realizes that he needs a solution that can handle this complexity efficiently and accurately. Furthermore, Bob needs to create diverse, unbiased SQL queries and their corresponding NL questions at scale. Doing this manually would be prohibitively time-consuming and challenging, especially given the complexity of the new schema. Recognizing these challenges, Bob decides to use the newly developed text-to-SQL data annotation tool, SQLSYNTH, to streamline his workflow and ensure the creation of a controllable, high-quality dataset.

Schema Comprehension. Bob begins by uploading a JSON file containing the company’s updated database schema to SQLSYNTH. As the schema loads onto the drag-and-drop canvas, Bob is immediately impressed by how SQLSYNTH transforms the complex JSON structure into an intuitive visual representation. Tables appear as clearly defined boxes with columns listed inside, while relationships between tables are displayed as animated dashed lines. The

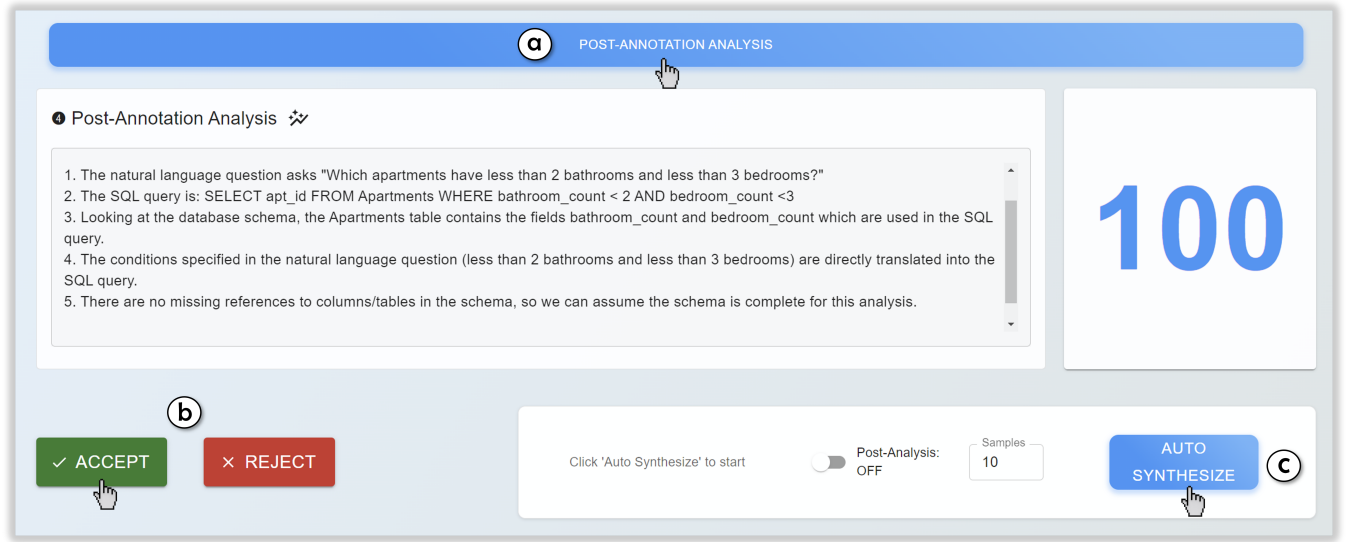


Figure 6: The user interface for post-synthesis analysis & automated annotation. Users can (a) generate an analysis report and scoring for annotating the current data pair, (b) accept or reject the current data pair, and (c) start automated data annotation without human intervention.

visual layout allows Bob to quickly grasp the overall structure of the database, saving him hours of time that would have been spent mentally parsing the JSON file. Using the intuitive interface, Bob makes necessary adjustments. He double-clicks to edit table names, drags lines to establish reference relationships, and documents the meaning of an abbreviated column name. The ability to zoom in and out further helps Bob navigate the complex structure. As he works, Bob realizes the significant improvement in efficiency compared to editing the schema through the original schema definition file directly. What might have taken hours of painstaking work is now being accomplished in minutes, with much greater accuracy and confidence. Finally, Bob downloads the updated schema. He feels confident that this new well-documented schema will serve as a valuable foundation for future projects.

Database Population. For more convenient data annotation, Bob populates the database with synthetic records with SQLSYNTH. He specifies a need for 1,000 employee records. Upon clicking the SYNTHESIZE button, SQLSYNTH instantly creates these records. Bob reviews the generated data and notices that the synthetic employee names look diverse. He proceeds to generate records for the other tables. Satisfied with the data generation, Bob downloads the database for future use and moves on to the next step.

Data Annotation. Given the database, Bob is ready to annotate text-to-SQL data by creating SQL queries and their corresponding NL questions. Bob finds manually creating a SQL query from scratch challenging, so he decides to generate a random SQL query by SQLSYNTH:

```
SELECT Employees.name FROM Employees
WHERE Employees.department_id = 5 AND
      Employees.salary > 50000
```

Bob finds the SQL query reasonable. To confirm his understanding, Bob clicks the ANALYZE SQL button, and SQLSYNTH shows a step-by-step analysis:

- (1) **FROM** Employees → Which data source should we care about?
In employees
- (2) **WHERE** Employees.department_id = 5 → Which department are employees from?
Filter employees from department 5
- (3) **AND** Employees.salary > 50000 → What salary range do we care about?
Keep employees with salary exceeding \$50,000
- (4) **SELECT** Employees.name → What information should be returned?
Return the names of employees

As Bob hovers over each step, a corresponding sub-question is rendered in the tooltip and the corresponding SQL component is highlighted. SQLSYNTH then generates a suggested NL question for this query:

“Who are the employees in the marketing department with a salary higher than \$50,000 and have been with the company for over 5 years?”

However, Bob notices that this question does not perfectly match the SQL query and decides to use the alignment feature to refine it. Bob clicks the CHECK ALIGNMENT button, eager to see how well the generated question matches the SQL query. He is immediately drawn to a phrase in the question highlighted in red: “marketing department”, suggesting there is no corresponding element in the SQL query. Bob realizes this information is irrelevant and needs to be removed. To better understand the quality of this suggested query, Bob hovers over the step-by-step explanation. To his surprise,

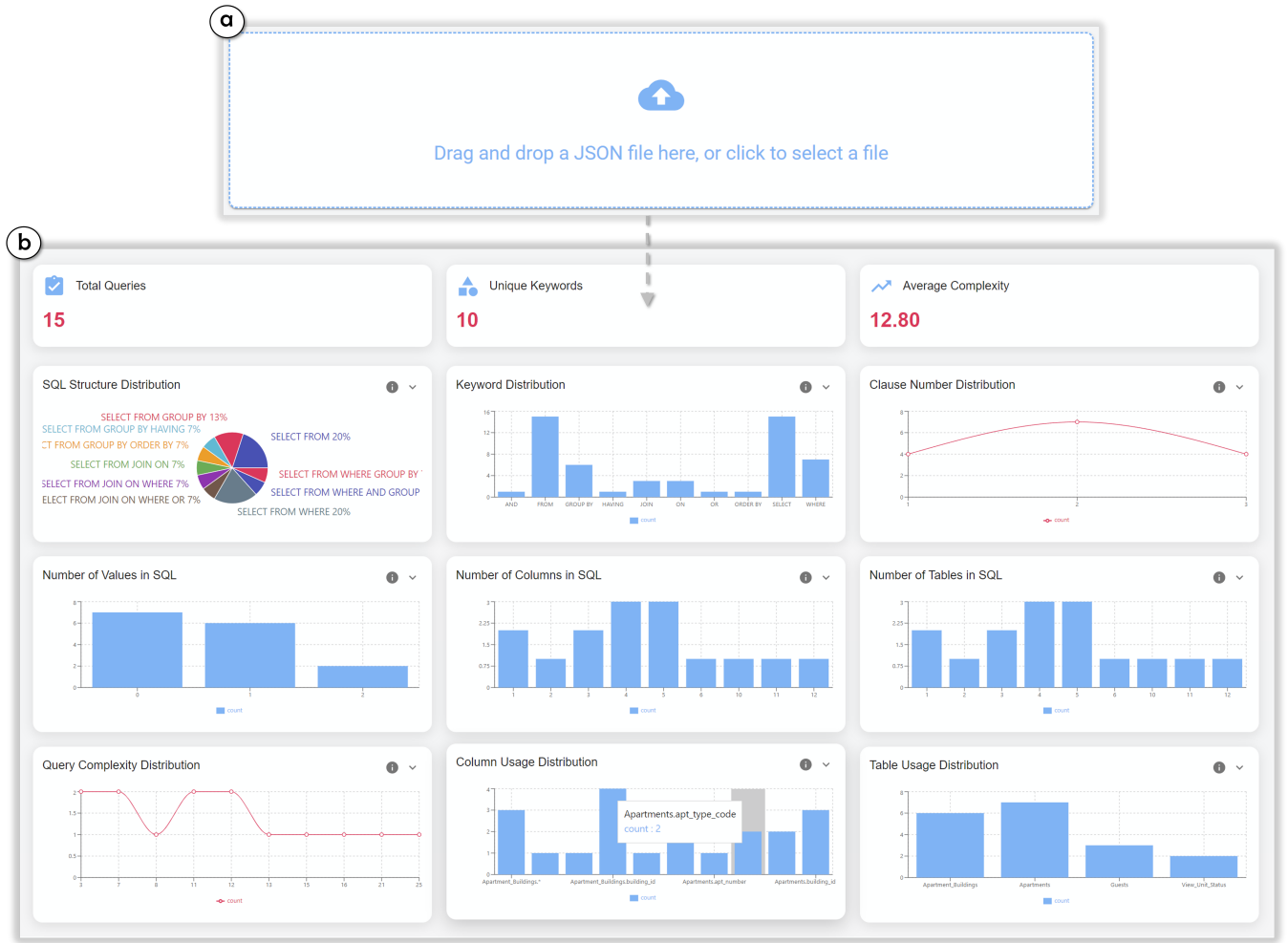


Figure 7: The user interface for dataset diversity analysis. Users can (a) upload existing annotated text-to-SQL datasets and (b) monitor various property distributions.

SQLSYNTH further visually corresponds each explanation step to sub-strings of the NL question through simultaneous highlighting. He notices one explanation step, “Filter employees from department 5”, is highlighted in red. This visual cue tells Bob that this step is not reflected in the current question.

Bob decides to address these issues one by one. First, he removes the irrelevant information by deleting the red-highlighted phrase “marketing” and the unrelated condition “and have been with the company for over 5 years” from the question. Next, he turns his attention to the missing information about the department. He hovers over the red-highlighted explanation step, “Filter employees from department 5”, and an INJECT button appears. Bob clicks this button and the current NL question is updated by incorporating this step. The question now becomes:

Who are the employees in Department 5 with a salary higher than \$50,000?

Excited to see the results of his edits, Bob clicks the CHECK ALIGNMENT button again. This time, Bob notices that there is no red highlight in either the explanation or the NL question. As a final check, Bob hovers over the explanation steps. He watches with satisfaction as each step successfully maps to a SQL component and sub-strings in the NL question.

According to the visual alignment, Bob is confident that the NL question matches the SQL query. He further validates it by clicking the POST-SYNTHESIS button. SQLSYNTH then reports the equivalence analysis in a short paragraph, along with a high confidence score of 98. Pleased with the result, Bob accepts this text-to-SQL instance and collects it to the right panel. He appreciates how the interactive alignment feature and intuitive triple-linkage visualization help him efficiently identify and correct misalignments with high confidence in the data’s quality.

As Bob progresses, he periodically uses SQLSYNTH to analyze the dataset composition to ensure he creates a diverse and balanced dataset. He notices that queries involving the newly added tables

Explanation Step	SQL Query Component	Question Sub-string
(1) In employees	<code>FROM Employees</code>	<i>... the employees ...</i>
(2) Filter employees from department 5	<code>WHERE Employees.department_id = 5</code>	<i>... in department 5 ...</i>
(3) Keep employees with salary exceeding \$50,000	<code>AND Employees.salary > 50000</code>	<i>... with a salary higher than \$50,000...</i>
(4) Return the names of employees	<code>SELECT Employees.name</code>	<i>Who are the employees ...</i>

and relationships are underrepresented, so he adjusts the query generation parameters to increase their frequency. By the end of the day, Bob creates a substantial, high-quality text-to-SQL dataset that accurately reflects the company’s updated database schema. This new dataset will be invaluable for both training and evaluating their natural language interface, something that was not possible before due to the lack of relevant evaluation data. Bob feels a sense of accomplishment. He successfully updates and documents a complex schema that would have been extremely time-consuming and error-prone to modify manually. He creates a dataset specific to the company’s current database schema, including new tables, columns, and relationships. More importantly, the dataset provides a strong evaluation benchmark for the updated schema, allowing the team to accurately evaluate the performance of their NL interface. The interactive nature of the tool allows Bob to leverage his domain knowledge while benefiting from automated generation and analysis features. He appreciates how the tool transforms a typically tedious and challenging process into an efficient and engaging one, ultimately contributing to the improvement of the company’s data interaction capabilities.

6 USER STUDY

To investigate the usability and effectiveness of *SQLSYNTH*, we conducted a within-subjects user study with 12 participants. The study compared *SQLSYNTH* with manual annotation and the use of a conversational AI assistant.

6.1 Participants

We recruited 12 participants (4 female, 8 male) from Adobe. They worked in different roles including Machine Learning Engineers, Research Scientists, Data Scientists, and Product Managers. Their works were directly or indirectly related to querying data in the database. All of them had either Master’s or PhD degrees. Participants self-rated their proficiency in SQL (3 *Beginner*, 3 *Basic*, 4 *Intermediate*, 2 *Advanced*) and usage frequency of LLMs (6 *Yearly*, 2 *Monthly*, 2 *Weekly*, 3 *Daily*).

6.2 Tasks

We randomly sampled 9 schemas on the widely used text-to-SQL benchmark, Spider [96]. We provided these schemas in JSON format, whose syntax was comprehensible to all participants. Based on the schema, participants were asked to annotate text-to-SQL data while optimizing both the data quantity and quality.

6.3 Comparison Baselines

To the best of our knowledge, no text-to-SQL data annotation tools were readily available for comparison at the time of the user study.

Thus, we compared *SQLSYNTH* with two commonly applied scenarios for text-to-SQL dataset annotation in the industry, manual annotating and using an AI assistant.

Manual. We asked participants to manually review and customize the schema, create SQL queries, and write corresponding NL questions. They recorded the results in an Excel sheet.

AI Assistant. We gave participants access to using a state-of-the-art conversational AI assistant, ChatGPT (GPT-4). For example, participants could directly upload the entire schema file in their conversation with ChatGPT and request the generation of sufficient text-to-SQL data. We did not impose any restrictions on how participants should use ChatGPT.

6.4 Protocol

Each study began with a demographic survey and study introduction. Participants then watched a 4-minute tutorial video of *SQLSYNTH* and spent 3 minutes practicing to get familiar with it. Meanwhile, we collected quality feedback from users.

After participants were familiar with *SQLSYNTH*, they proceeded to annotate in the assigned condition (i.e., Manual, AI assistant, *SQLSYNTH*). Each task consisted of three 5-minute sessions, one for each condition. We randomized the order of assigned conditions to mitigate learning effects. For each session, participants were provided with a database schema and asked to annotate as many text-to-SQL datasets as possible. We asked participants to focus on not only the quantity but also the quality of annotated data.

After each session, participants completed a post-task survey to rate their experience with the assigned condition. The survey included the System Usability Score (SUS) [5] and NASA Task Load Index (TLX) [23] questionnaires, using 7-point Likert scales to assess their perceptions. At the end of the study, participants filled out a final survey sharing their experiences, opinions, and thoughts. The entire study took approximately 70 minutes.

7 RESULTS

This section describes the results of our user study. We first present the analysis of user annotation performance in different conditions. We measure annotation speed and annotation quality. Then, we report user perception of different conditions, e.g., their confidence level of annotated data and the perceived cognitive load.

7.1 Annotation Speed

Since each session has a fixed annotation time period, we use the average number of annotated tasks to represent the annotation speed. We compare the number of tasks completed across three conditions: Manual, AI assistant, and *SQLSYNTH*. Table 1 presents the average annotation count completed within 5 minutes of the task session for each condition. When using *SQLSYNTH*, participants annotated the most tasks (*Mean* = 8.75, *SD* = 2.74), followed by

Table 1: Number of Annotated Data (5 minutes)

	Completed Annotation	SD
Manual	2.00	0.91
AI Assistant	3.75	2.09
SQLSYNTH	8.75	2.74

using the AI assistant ($Mean = 3.75, SD = 2.09$), and manually annotating ($Mean = 2.00, SD = 0.91$). The ANOVA test shows that the mean differences are statistically significant ($p\text{-value} = 1.96e-8$).

The substantial improvement in task achievement with SQLSYNTH suggests that SQLSYNTH could enhance productivity in real-world applications. Compared to ChatGPT, SQLSYNTH provides a better explanation for participant engagement and validation. P3 said, “*Even though ChatGPT can give me plenty of data, I need to manually check its output. I feel that connecting its output SQL to the schema is challenging in the limited time.*” Furthermore, SQLSYNTH serves as an interactive interface, allowing users to iteratively refine the data. Both P6 and P9 appreciated this utility. P9 said, “*It’s easier and quicker to test and iterate on these [data] using the tool*”.

7.2 Annotation Quality

We define the quality of a text-to-SQL dataset into (1) **Correctness** (whether there is a syntax error, and whether the NL question matches the SQL query), (2) **Naturalness** (whether the NL question is natural enough as a human daily question), and (2) **Diversity** (whether the dataset has comprehensive coverage of different entities and query types, without any biases).

7.2.1 Correctness. To evaluate the correctness of participants’ annotations, we manually review all data collected during the user study. We evaluate two types of errors in the annotated data. First, we look for SQL syntax errors or the misuse of entities and references in the database schema. We identify this type of error by executing the SQL query in a sandbox database that is adequately populated from the schema. The error leads to execution failures or the return of an empty result. Second, we evaluate the equivalence between the SQL query and the NL question. While the SQL might be syntactically correct on the schema, it may not accurately represent the intent of the NL question. In this case, we manually evaluate their equivalence. Table 2 shows the two types of error rates and the overall accuracy for each condition.

We observe different reasons for errors in manual annotation compared to using the AI assistant. During manual annotation, participants who were less proficient in SQL often made grammatical mistakes (29.24%). However, since they tended to write simple SQL queries, the equivalence error was less (5.15%). The AI assistant, ChatGPT, rarely introduces syntax errors. However, it tends to generate more complex SQL queries (e.g., multiple JOINS) than manual annotation. Despite participant refinement, these queries often fail to match the complex schema due to hallucination, leading to SQL execution errors (18.73%). Moreover, these complex queries pose greater challenges in maintaining equivalence with the NL question, resulting in the highest error rate of equivalence ((8.34%).

Compared to manual annotation and using the AI assistant, using SQLSYNTH achieves the highest accuracy (95.56%). For SQL

errors, queries sampled by SQLSYNTH are guaranteed to be syntactically correct. Regarding NL-SQL equivalence, SQLSYNTH aligns SQL and NL through step-by-step analysis, achieving the best equivalence after human refinement. However, we observe cases (4.44%) where they are not fully equivalent, suggesting room for further improvement in NL generation accuracy.

Table 2: Correctness of Annotated Data

	SQL Error	Equivalence Error	Accuracy
Manual	29.24%	5.15%	65.61%
AI Assistant	18.73%	8.34%	72.93%
SQLSYNTH	0	4.44%	95.56%

7.2.2 Naturalness. In addition to correctness, the naturalness of the NL question is crucial for the quality of text-to-SQL data. While an NL question may accurately match its SQL query, it might be verbose. In the real world, people tend to ask concise questions that follow certain natural language patterns. To evaluate naturalness, we first calculate the *Flesch-Kincaid Readability Score* [11], an automatic metric measuring text readability on a scale from 0 to 100. To better assess naturalness, we further manually rate all annotated questions from 1 to 7 after masking the conditions.²

Table 3: Flesch-Kincaid Readability Score of Annotated Questions (0-100).

	Flesch-Kincaid Score	SD
Manual	76.94	13.15
AI Assistant	56.14	18.62
SQLSYNTH	72.32	16.54

Table 4: Manual Rating of Naturalness of Annotated Questions (0-7).

	Human Rating	SD
Manual	6.25	0.52
AI Assistant	6.02	0.58
SQLSYNTH	6.19	0.44

As shown in Table 3 and Table 4, the *Flesch-Kincaid Readability Score* is consistent with human ratings. While manual annotation achieves the highest score (Flesch-Kincaid Score: 76.94, Human Rating: 6.25) as expected, the NL questions annotated through SQLSYNTH achieve a comparable score (Flesch-Kincaid Score: 72.32, Human Rating: 6.19). We observe that using ChatGPT achieves the worst naturalness in questions (Flesch-Kincaid Score: 56.14, Human Rating: 6.02). Notably, ChatGPT-generated questions often include SQL keywords or follow SQL query patterns (e.g., *Return all student names that are grouped by grades.*). Participants often

²SQLSYNTH references synthetic values in a sandbox database, which can be easily identified by the human raters. We replace all these values with commonly used values for fair evaluation.

Table 5: SQL Query Component Diversity Analysis in Annotated Datasets.

Method	Clause		Table		Column		Value	
	Diversity	Mean	Diversity	Mean	Diversity	Mean	Diversity	Mean
Manual	0.48	2.40	0.41	1.29	0.17	1.09	0.44	0.33
AI Assistant	0.64	5.10	0.81	5.75	0.64	3.73	0.62	1.25
SQLSYNTH	0.69	3.18	0.83	2.54	0.59	1.71	0.66	0.85

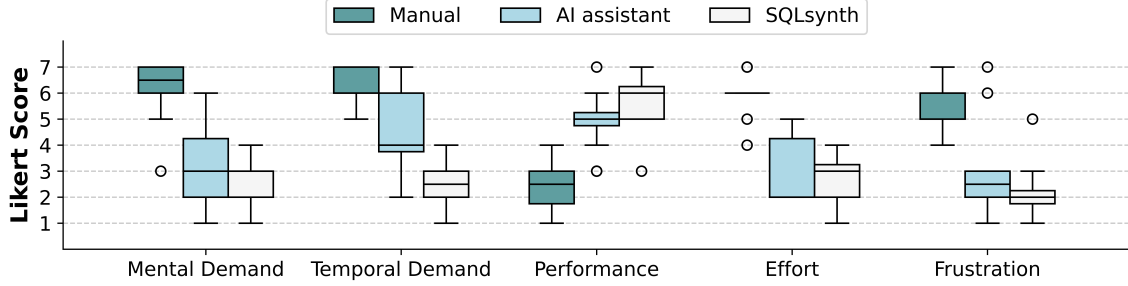


Figure 8: NASA Task Load Index Ratings of Text-to-SQL Data Annotation

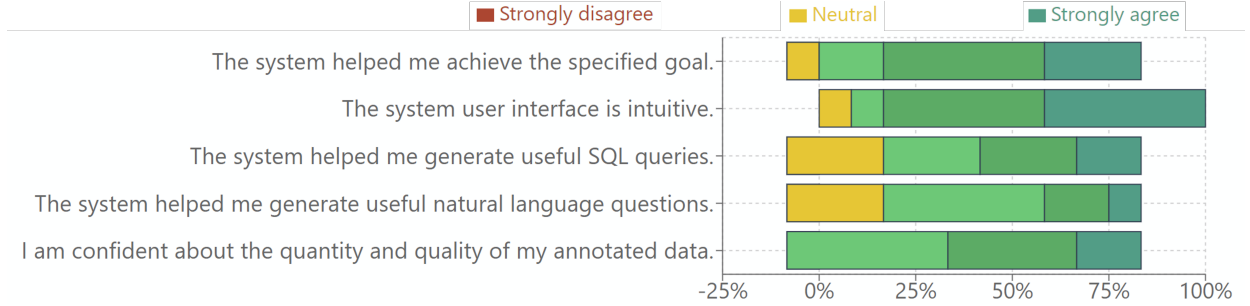


Figure 9: SUS Scores of Text-to-SQL Data Annotation

accept ChatGPT’s generation without modifications. While SQLSYNTH is also built upon ChatGPT, it employs step-by-step analysis and in-context learning from real-world questions, thereby better incorporating real question patterns into the generated questions. Moreover, SQLSYNTH offers a better interface and provides helpful suggestions for refining questions. Participants report that they are more willing to polish the LLM-generated data when using SQLSYNTH. P8 said, “I really enjoy the UI in this tool. It suggests how to polish the data. And I really enjoy playing with the alignment feature to see what I can do with existing data.”

7.2.3 Diversity. To evaluate the diversity and potential biases in the annotated dataset, we analyze the composition of participant-annotated data across four dimensions, including the number of clauses, columns, tables, and values involved. We measure the diversity of each dimension using Simpson’s Diversity Index [68], which is used to quantify the level of heterogeneity of a certain property.

Table 5 shows the diversity and mean values for each method and dataset property. SQLSYNTH demonstrates better diversity in the

generated SQL for most dimensions, except for columns generated by the AI assistant. This is because ChatGPT tended to join excessive tables (mean = 5.75) in FROM clauses and include excessive columns (mean = 3.73) in SELECT clauses. In contrast, SQLSYNTH learned the distribution from real-world datasets, resulting in a more reasonable distribution. For manual annotation, participants typically wrote simple SQL queries. For instance, they rarely used JOIN clauses, leading to low diversity.

7.3 User Cognitive Load & Usability Rating

Reducing cognitive load during data annotation is crucial, since it directly makes this process more cost-effective. Figure 8 illustrates participants’ ratings on the five cognitive load factors from the NASA TLX questionnaire. The ANOVA test reveals statistically significant ($\alpha = 0.001$) differences in means for all factors: Mental Demand ($p = 6.7 \times 10^{-5}$), Temporal Demand ($p = 6.0 \times 10^{-6}$), Performance ($p = 1.9 \times 10^{-5}$), Effort ($p = 1.5 \times 10^{-5}$), and Frustration ($p = 1.3 \times 10^{-4}$).

The result demonstrates that SQLSYNTH can significantly reduce users’ cognitive load compared to manual annotation and using

ChatGPT. P1 said, “Generating NL2SQL data felt effortless with the help of the tool.” We believe this is achieved by a smoother collaboration between the human and the LLM. P1 also comprehensively discussed how SQLSYNTH reduces users’ cognitive load, “The system allows me to generate a variety of SQLs without any cognitive efforts. This was great because I didn’t have to think about SQL syntax, different queries one might ask about the dataset. I also like that the system can generate corresponding NL questions for each SQL. While the generated NL question wasn’t always accurate, the system already provided me something which I could iterate on. This is almost like someone gives you a draft that you can just revise vs. gives you an empty doc for you to start from scratch in writing.”

Figure 9 displays SUS scores reported by participants, showing consistently positive feedback across all dimensions. Notably, no participants disagreed with any dimension. While a few participants expressed neutral opinions about SQL queries and NL questions suggested by SQLSYNTH, most viewed them positively. All participants expressed high confidence in the quality and quantity of data annotated using SQLSYNTH.

8 DISCUSSION

8.1 Design Implications

SQLSYNTH demonstrates significant performance improvements compared to manual annotation and using ChatGPT. Based on participants’ feedback, we attribute the improvement to the four key design ideas of SQLSYNTH: (1) Structured workflow, (2) Data suggestion, (3) Error detection and repair, and (4) Data visualization.

First, manual annotation and AI-assisted approaches lack structure and standards. In contrast, SQLSYNTH structures the workflow into concrete steps and provides clear guidance (e.g., the next component blinks in the UI). P11 wrote, “Overall, the tool is extremely useful and facilitates the annotation, which is an admittedly open task. It adds structure to an unstructured task.” Second, the grammar-based suggested SQL queries and LLM-based NL questions serve as unbiased, reliable starting points for annotation. It enables annotators to avoid the most challenging and biased step. Instead of creating data from scratch, annotators only need to refine the suggested ones. P3 wrote, “Even though ChatGPT can give me plenty of data, I need to manually check its output. I feel connecting its output SQL to the schema is challenging given the limited time.” P5 wrote, “It is useful for generating synthetic question and SQL pairs.” P1 wrote, “This is almost like someone gives you a draft that you can just revise vs. gives you an empty doc for you to start from scratch in writing.” Third, SQLSYNTH highlights potential errors according to the misalignment between SQL and NL, saving effort on error checking and correction. P6 wrote, “I could see how the alignment feature could be useful for complex queries.” SQLSYNTH then provides suggestions to fix the misalignments, which further reduces error correction efforts. P8 wrote, “It is helpful to edit by simply clicking buttons.” These two features effectively incorporate human knowledge into the system, providing a straightforward way for humans to collaborate with the LLM. Fourth, SQLSYNTH reduces mental effort in understanding complex database schemas and dataset composition through visualization. The visualization helps improve human control throughout the annotation. P2 wrote, “I really like the schema page, I think it helps visualize the structure of the table

a lot better than seeing it in a JSON format.” P6 wrote, “The data analysis helps me understand the data and where I should go on.”

While SQLSYNTH is designed for text-to-SQL, these four design ideas can be applied to other relevant domains. For example, in semantic parsing for mathematical expressions, the system could suggest formulas based on structural patterns (e.g., equations with specific operators or the number of variables) and allow humans to verify mathematical relationships while visualizing expression trees. The system could detect inconsistencies between the natural language description and mathematical notation, suggesting corrections based on common mathematical writing conventions. In semantic parsing for other formal languages like Python, the system could suggest code snippets in a configurable manner by code properties, such as test cases to indicate semantic patterns and control flow graphs to indicate syntactic patterns. In image captioning, the system could generate structured captions following predefined templates like “A [subject] is [action] near a [object]”. The system would render the scene using predefined objects. This visualization helps humans quickly verify if the caption accurately describes the key objects and their spatial relationships in the image.

SQLSYNTH also ensures fairness and reduces bias in data annotation by providing features such as confidence scoring and diversity checking. These features enable users to identify and correct biases introduced by AI systems, keeping the annotation process transparent and under human control.

8.2 Limitation and Future Work

While SQLSYNTH shows significant effectiveness in text-to-SQL data annotation, participants suggested several improvements for future work. P1 and P7 pointed out the suggested NL question may be inaccurate when the SQL query is complex, which requires a more advanced SQL-to-text approach in the backend. P7 mentioned that generating the suggested NL question can take seconds and hopes for optimization of this generation time. We believe this can be optimized by generating subsequent SQL queries and NL questions in the backend while users process previous data. Users will not have to wait for the system to dynamically generate suggested data. P3 and P11 suggested that adding a search function for entity names within complex schema visualizations would be helpful. To further increase controllability, P4 suggested adding options to control the properties in generated SQL rather than making it completely random. We think all of these suggestions are valuable for future improvements in SQLSYNTH.

9 CONCLUSION

This paper presents SQLSYNTH, a novel interactive text-to-SQL annotation system that enables users to create high-quality, schema-specific text-to-SQL datasets. SQLSYNTH integrates multiple functionalities, including schema customization, database synthesis, query alignment, dataset analysis, and additional features such as confidence scoring. A user study with 12 participants demonstrates that by combining these features, SQLSYNTH significantly reduces annotation time while improving the quality of the annotated data. SQLSYNTH effectively bridges the gap resulting from insufficient training and evaluation datasets for new or unexplored schemas.

ACKNOWLEDGMENTS

We thank the anonymous reviewers for their helpful and detailed feedback, as well as the time and care they dedicated to reviewing our work. We also express our gratitude to all the participants in the interview and user study for their valuable comments. This work was supported by Adobe during the first author's internship.

REFERENCES

- [1] Christopher Baik, H. V. Jagadish, and Yunyao Li. 2019. Bridging the Semantic Gap with SQL Query Logs in Natural Language Interfaces to Databases. *CoRR* abs/1902.00031 (2019). arXiv:1902.00031 <http://arxiv.org/abs/1902.00031>
- [2] Regina Barzilay and Kathleen R. McKeown. 2001. Extracting paraphrases from a parallel corpus. In *Proceedings of the 39th Annual Meeting on Association for Computational Linguistics* (Toulouse, France) (ACL '01). Association for Computational Linguistics, USA, 50–57. <https://doi.org/10.3115/1073012.1073020>
- [3] Iz Beltagy, Matthew E. Peters, and Arman Cohan. 2020. Longformer: The Long-Document Transformer. arXiv:2004.05150 [cs.CL] <https://arxiv.org/abs/2004.05150>
- [4] Bárbara C. Benato, Jancarlo F. Gomes, Alexandru C. Telea, and Alexandre X. Falcão. 2021. Semi-automatic data annotation guided by feature space projection. *Pattern Recognition* 109 (2021), 107612. <https://doi.org/10.1016/j.patcog.2020.107612>
- [5] John Brooke. 2013. SUS: a retrospective. *J. Usability Studies* 8, 2 (Feb. 2013), 29–40.
- [6] Arantxa Casanova, Pedro O. Pinheiro, Negar Rostamzadeh, and Christopher J. Pal. 2020. Reinforced active learning for image segmentation. arXiv:2002.06583 [cs.CV] <https://arxiv.org/abs/2002.06583>
- [7] Juhwan Choi, Eunju Lee, Kyohoon Jin, and YoungBin Kim. 2024. GPTs Are Multilingual Annotators for Sequence Generation Tasks. In *Findings of the Association for Computational Linguistics: EACL 2024*, Yvette Graham and Matthew Purver (Eds.). Association for Computational Linguistics, St. Julian's, Malta, 17–40. <https://aclanthology.org/2024.findings-eacl.2>
- [8] Forbes Business Council. 2023. Embracing AI And Natural Language Interfaces. <https://www.forbes.com/councils/forbesbusinesscouncil/2023/07/11/embracing-ai-and-natural-language-interfaces/?formCode=MG0AV3>. Accessed: October 3, 2024.
- [9] Abolfazl Farahani, Sahar Voghoei, Khaled Rasheed, and Hamid R Arabnia. 2021. A brief review of domain adaptation. *Advances in data science and information engineering: proceedings from ICDATA 2020 and IKE 2020* (2021), 877–894.
- [10] Catherine Finegan-Dollak, Jonathan K. Kummerfeld, Li Zhang, Karthik Ramathanan, Sesh Sadasivam, Rui Zhang, and Dragomir Radev. 2018. Improving Text-to-SQL Evaluation Methodology. In *Proceedings of the 56th Annual Meeting of the Association for Computational Linguistics (Volume 1: Long Papers)*, Iryna Gurevych and Yusuke Miyao (Eds.). Association for Computational Linguistics, Melbourne, Australia, 351–360. <https://doi.org/10.18653/v1/P18-1033>
- [11] Rudolf Franz Flesch. 1943. *Marks of Readable Style: A Study in Adult Education*. Teachers College, Columbia University. <https://nla.gov.au/nla.cat-vn916503>. Accessed: 30 January 2025, via National Library of Australia.
- [12] Markus Freitag and Yaser Al-Onaizan. 2016. Fast domain adaptation for neural machine translation. arXiv preprint arXiv:1612.06897 (2016).
- [13] Yujian Gan, Xinyun Chen, Qiuping Huang, Matthew Purver, John R. Woodward, Jinxia Xie, and Pengsheng Huang. 2021. Towards Robustness of Text-to-SQL Models against Synonym Substitution. arXiv:2106.01065 [cs.CL] <https://arxiv.org/abs/2106.01065>
- [14] Yujian Gan, Xinyun Chen, and Matthew Purver. 2021. Exploring Underexplored Limitations of Cross-Domain Text-to-SQL Generalization. arXiv:2109.05157 [cs.CL] <https://arxiv.org/abs/2109.05157>
- [15] Dawei Gao, Haibin Wang, Yaliang Li, Xiuyu Sun, Yichen Qian, Bolin Ding, and Jingren Zhou. 2023. Text-to-SQL Empowered by Large Language Models: A Benchmark Evaluation. arXiv:2308.15363 [cs.DB] <https://arxiv.org/abs/2308.15363>
- [16] Yingqi Gao, Yifu Liu, Xiaoxia Li, Xiaorong Shi, Yin Zhu, Yiming Wang, Shiqi Li, Wei Li, Yuntao Hong, Zhiling Luo, Jinyang Gao, Liyu Mou, and Yu Li. 2024. XiYan-SQL: A Multi-Generator Ensemble Framework for Text-to-SQL. arXiv:2411.08599 [cs.AI] <https://arxiv.org/abs/2411.08599>
- [17] Yunfan Gao, Yun Xiong, Xinyu Gao, Kangxiang Jia, Jinliu Pan, Yuxi Bi, Yi Dai, Jiawei Sun, Meng Wang, and Haofen Wang. 2024. Retrieval-Augmented Generation for Large Language Models: A Survey. arXiv:2312.10997 [cs.CL] <https://arxiv.org/abs/2312.10997>
- [18] Fabrizio Gilardi, Meysam Alizadeh, and Maël Kubli. 2023. ChatGPT outperforms crowd workers for text-annotation tasks. *Proceedings of the National Academy of Sciences* 120, 30 (July 2023). <https://doi.org/10.1073/pnas.2305016120>
- [19] Barbara J. Grosz. 1983. TEAM: A Transportable Natural-Language Interface System. In *First Conference on Applied Natural Language Processing*. Association for Computational Linguistics, Santa Monica, California, USA, 39–45. <https://doi.org/10.3115/974194.974201>
- [20] Daya Guo, Yibo Sun, Duyu Tang, Nan Duan, Jian Yin, Hong Chi, James Cao, Peng Chen, and Ming Zhou. 2018. Question Generation from SQL Queries Improves Neural Semantic Parsing. In *Proceedings of the 2018 Conference on Empirical Methods in Natural Language Processing*, Ellen Riloff, David Chiang, Julia Hockenmaier, and Jun'ichi Tsujii (Eds.). Association for Computational Linguistics, Brussels, Belgium, 1597–1607. <https://doi.org/10.18653/v1/D18-1188>
- [21] Daya Guo, Yibo Sun, Duyu Tang, Nan Duan, Jian Yin, Hong Chi, James Cao, Peng Chen, and Ming Zhou. 2018. Question Generation from SQL Queries Improves Neural Semantic Parsing. arXiv:1808.06304 [cs.CL] <https://arxiv.org/abs/1808.06304>
- [22] Izzeddin Gur, Semih Yavuz, Yu Su, and Xifeng Yan. 2018. DIALSQL: Dialogue Based Structured Query Generation. In *Proceedings of the 56th Annual Meeting of the Association for Computational Linguistics (Volume 1: Long Papers)*. Association for Computational Linguistics, Melbourne, Australia, 1339–1349. <https://doi.org/10.18653/v1/P18-1124>
- [23] Sandra G. Hart and Lowell E. Staveland. 1988. Development of NASA-TLX (Task Load Index): Results of Empirical and Theoretical Research. In *Human Mental Workload*, Peter A. Hancock and Najmedin Meshkati (Eds.). Advances in Psychology, Vol. 52. North-Holland, 139–183. [https://doi.org/10.1016/S0166-4115\(08\)62386-9](https://doi.org/10.1016/S0166-4115(08)62386-9)
- [24] Xingwei He, Zhenghao Lin, Yeyun Gong, A-Long Jin, Hang Zhang, Chen Lin, Jian Jiao, Siu Ming Yiu, Nan Duan, and Weizhu Chen. 2024. AnnotLLM: Making Large Language Models to Be Better Crowdsourced Annotators. In *Proceedings of the 2024 Conference of the North American Chapter of the Association for Computational Linguistics: Human Language Technologies (Volume 6: Industry Track)*, Yi Yang, Aida Davani, Avi Sil, and Anoop Kumar (Eds.). Association for Computational Linguistics, Mexico City, Mexico, 165–190. <https://doi.org/10.18653/v1/2024.naacl-industry.15>
- [25] Charles T. Hemphill, John J. Godfrey, and George R. Doddington. 1990. The ATIS Spoken Language Systems Pilot Corpus. In *Speech and Natural Language: Proceedings of a Workshop Held at Hidden Valley, Pennsylvania, June 24-27, 1990*. <https://aclanthology.org/H90-1021>
- [26] Chen Huang, Yiping Jin, Ilija Ilevich, Wenqiang Lei, and Jiancheng Lv. 2024. ARAIDA: Analogical Reasoning-Augmented Interactive Data Annotation. arXiv:2405.11912 [cs.CL] <https://arxiv.org/abs/2405.11912>
- [27] Chen Huang, Peixin Qin, Wenqiang Lei, and Jiancheng Lv. 2023. Reduce Human Labor On Evaluating Conversational Information Retrieval System: A Human-Machine Collaboration Approach. In *Proceedings of the 2023 Conference on Empirical Methods in Natural Language Processing*, Houda Bouamor, Juan Pino, and Kalika Bali (Eds.). Association for Computational Linguistics, Singapore, 10876–10891. <https://doi.org/10.18653/v1/2023.emnlp-main.670>
- [28] Lei Huang, Weijiang Yu, Weitao Ma, Weihong Zhong, Zhangyin Feng, Haotian Wang, Qianglong Chen, Weihua Peng, Xiaocheng Feng, Bing Qin, and Ting Liu. 2023. A Survey on Hallucination in Large Language Models: Principles, Taxonomy, Challenges, and Open Questions. arXiv:2311.05232 [cs.CL] <https://arxiv.org/abs/2311.05232>
- [29] Wonseok Hwang, Jinyeong Yim, Seunghyun Park, and Minjoon Seo. 2019. A Comprehensive Exploration on WikiSQL with Table-Aware Word Contextualization. In *ArXiv preprint arXiv:1902.01069*. arXiv. <https://doi.org/10.48550/ARXIV.1902.01069>
- [30] Srinivasan Iyer, Ioannis Konstas, Alvin Cheung, Jayant Krishnamurthy, and Luke Zettlemoyer. 2017. Learning a Neural Semantic Parser from User Feedback. In *Proceedings of the 55th Annual Meeting of the Association for Computational Linguistics (Volume 1: Long Papers)*, Regina Barzilay and Min-Yen Kan (Eds.). Association for Computational Linguistics, Vancouver, Canada, 963–973. <https://doi.org/10.18653/v1/P17-1089>
- [31] Vladimir Karpukhin, Barlas Öguz, Sewon Min, Patrick Lewis, Ledell Wu, Sergey Edunov, Danqi Chen, and Wen tau Yih. 2020. Dense Passage Retrieval for Open-Domain Question Answering. arXiv:2004.04906 [cs.CL] <https://arxiv.org/abs/2004.04906>
- [32] Hyeonji Kim, Byeong-Hoon So, Wook-Shin Han, and Hongrae Lee. 2020. Natural Language to SQL: Where Are We Today? *Proc. VLDB Endow.* 13, 10 (jun 2020), 1737–1750. <https://doi.org/10.14778/3401960.3401970>
- [33] Jan-Christoph Klie, Michael Bugert, Beto Bouslosa, Richard Eckart de Castilho, and Iryna Gurevych. 2018. The INCEpTION Platform: Machine-Assisted and Knowledge-Oriented Interactive Annotation. In *Proceedings of the 27th International Conference on Computational Linguistics: System Demonstrations*, Dongyan Zhao (Ed.). Association for Computational Linguistics, Santa Fe, New Mexico, 5–9. <https://aclanthology.org/C18-2002>
- [34] Jan-Christoph Klie, Michael Bugert, Beto Bouslosa, Richard Eckart de Castilho, and Iryna Gurevych. 2018. The INCEpTION Platform: Machine-Assisted and Knowledge-Oriented Interactive Annotation. In *Proceedings of the 27th International Conference on Computational Linguistics: System Demonstrations*, Dongyan Zhao (Ed.). Association for Computational Linguistics, Santa Fe, New Mexico, 5–9. <https://aclanthology.org/C18-2002>

- [35] Andreas Kokkalis, Panagiotis Vagenas, Alexandros Zervakis, Alkis Simitis, Georgia Koutrika, and Yannis Ioannidis. 2012. Logos: A System for Translating Queries into Narratives. In *Proceedings of the 2012 ACM SIGMOD International Conference on Management of Data* (Scottsdale, Arizona, USA) (SIGMOD '12). Association for Computing Machinery, New York, NY, USA, 673–676. <https://doi.org/10.1145/2213836.2213929>
- [36] Georgia Koutrika, Alkis Simitis, and Yannis E. Ioannidis. 2010. Explaining structured queries in natural language. In *2010 IEEE 26th International Conference on Data Engineering (ICDE 2010)*. 333–344. <https://doi.org/10.1109/ICDE.2010.5447824>
- [37] Florian Laws, Christian Scheible, and Hinrich Schütze. 2011. Active Learning with Amazon Mechanical Turk. In *Proceedings of the 2011 Conference on Empirical Methods in Natural Language Processing*, Regina Barzilay and Mark Johnson (Eds.). Association for Computational Linguistics, Edinburgh, Scotland, UK., 1546–1556. <https://aclanthology.org/D11-1143>
- [38] Trung-Nghia Le, Tam V Nguyen, Quoc-Cuong Tran, Lam Nguyen, Trung-Hieu Hoang, Minh-Quan Le, and Minh-Triet Tran. 2021. Interactive video object mask annotation. In *Proceedings of the AAAI Conference on Artificial Intelligence*, Vol. 35. 16067–16070.
- [39] Chia-Hsuan Lee, Oleksandr Polozov, and Matthew Richardson. 2021. KaggleDBQA: Realistic Evaluation of Text-to-SQL Parsers. In *Proceedings of the 59th Annual Meeting of the Association for Computational Linguistics and the 11th International Joint Conference on Natural Language Processing (Volume 1: Long Papers)*, Chengqing Zong, Fei Xia, Wenjie Li, and Roberto Navigli (Eds.). Association for Computational Linguistics, Online, 2261–2273. <https://doi.org/10.18653/v1/2021.acl-long.176>
- [40] Mike Lewis, Yinhan Liu, Naman Goyal, Marjan Ghazvininejad, Abdelrahman Mohamed, Omer Levy, Veselin Stoyanov, and Luke Zettlemoyer. 2020. BART: Denoising Sequence-to-Sequence Pre-training for Natural Language Generation, Translation, and Comprehension. In *Proceedings of the 58th Annual Meeting of the Association for Computational Linguistics*, Dan Jurafsky, Joyce Chai, Natalie Schluter, and Joel Tetreault (Eds.). Association for Computational Linguistics, Online, 7871–7880. <https://doi.org/10.18653/v1/2020.acl-main.703>
- [41] Patrick Lewis, Ethan Perez, Aleksandra Piktus, Fabio Petroni, Vladimir Karpukhin, Naman Goyal, Heinrich Küttler, Mike Lewis, Wen tau Yih, Tim Rocktäschel, Sebastian Riedel, and Douwe Kiela. 2021. Retrieval-Augmented Generation for Knowledge-Intensive NLP Tasks. *arXiv:2005.11401 [cs.CL]* <https://arxiv.org/abs/2005.11401>
- [42] Fei Li and H. V. Jagadish. 2014. Constructing an Interactive Natural Language Interface for Relational Databases. *Proc. VLDB Endow.* 8, 1 (sep 2014), 73–84. <https://doi.org/10.14778/2735461.2735468>
- [43] Fei Li and H. V. Jagadish. 2014. Constructing an interactive natural language interface for relational databases. *Proc. VLDB Endow.* 8, 1 (sep 2014), 73–84. <https://doi.org/10.14778/2735461.2735468>
- [44] Fei Li and Hosagrahar V Jagadish. 2014. NaLIR: An Interactive Natural Language Interface for Querying Relational Databases. In *Proceedings of the 2014 ACM SIGMOD International Conference on Management of Data* (Snowbird, Utah, USA) (SIGMOD '14). Association for Computing Machinery, New York, NY, USA, 709–712. <https://doi.org/10.1145/2588555.2594519>
- [45] Haoyang Li, Jing Zhang, Hanbing Liu, Ju Fan, Xiaokang Zhang, Jun Zhu, Renjie Wei, Hongyan Pan, Cuiping Li, and Hong Chen. 2024. CodeS: Towards Building Open-source Language Models for Text-to-SQL. *arXiv:2402.16347 [cs.CL]* <https://arxiv.org/abs/2402.16347>
- [46] Jinyang Li, Binyuan Hui, Ge Qu, Jiaxi Yang, Binhua Li, Bowen Li, Bailin Wang, Bowen Qin, Rongyu Cao, Ruiying Geng, Nan Huo, Xuanhe Zhou, Chenhao Ma, Guoliang Li, Kevin C. C. Chang, Fei Huang, Reynold Cheng, and Yongbin Li. 2023. Can LLM Already Serve as a Database Interface? A Big Bench for Large-Scale Database Grounded Text-to-SQLs. *arXiv:2305.03111 [cs.CL]* <https://arxiv.org/abs/2305.03111>
- [47] Yanzeng Li, Bowen Yu, Li Quangan, and Tingwen Liu. 2021. FITAnnotator: A Flexible and Intelligent Text Annotation System. In *Proceedings of the 2021 Conference of the North American Chapter of the Association for Computational Linguistics: Human Language Technologies: Demonstrations*, Avi Sil and Xi Victoria Lin (Eds.). Association for Computational Linguistics, Online, 35–41. <https://doi.org/10.18653/v1/2021.naacl-demos.5>
- [48] Zheng Lian, Mingyu Xu, Lan Chen, Licai Sun, Bin Liu, and Jianhua Tao. 2023. IRNet: Iterative Refinement Network for Noisy Partial Label Learning. *arXiv:2211.04774 [cs.CV]* <https://arxiv.org/abs/2211.04774>
- [49] J. C. R. Licklider. 1960. Man-Computer Symbiosis. *IRE Transactions on Human Factors in Electronics* HFE-1, 1 (1960), 4–11. <https://doi.org/10.1109/THFE.1960.4503259>
- [50] Xi Victoria Lin, Richard Socher, and Caiming Xiong. 2020. Bridging textual and tabular data for cross-domain text-to-sql semantic parsing. *arXiv preprint arXiv:2012.12627* (2020).
- [51] Qi Liu, Matt Kusner, and Phil Blunsom. 2021. Counterfactual Data Augmentation for Neural Machine Translation. In *Proceedings of the 2021 Conference of the North American Chapter of the Association for Computational Linguistics: Human Language Technologies*, Kristina Toutanova, Anna Rumshisky, Luke Zettlemoyer, Dilek Hakkani-Tur, Iz Beltagy, Steven Bethard, Ryan Cotterell, Tanmoy Chakraborty, and Yichao Zhou (Eds.). Association for Computational Linguistics, Online, 187–197. <https://doi.org/10.18653/v1/2021.naacl-main.18>
- [52] Xiaofeng Liu, Chaehwa Yoo, Fangxu Xing, Hyejin Oh, Georges El Fakhri, Je-Won Kang, Jonghye Woo, et al. 2022. Deep unsupervised domain adaptation: A review of recent advances and perspectives. *APSIPA Transactions on Signal and Information Processing* 11, 1 (2022).
- [53] Shayne Longpre, Yi Lu, Zhucheng Tu, and Chris DuBois. 2019. An Exploration of Data Augmentation and Sampling Techniques for Domain-Agnostic Question Answering. In *Proceedings of the 2nd Workshop on Machine Reading for Question Answering*, Adam Fisch, Alon Talmor, Robin Jia, Minjoon Seo, Eunsol Choi, and Danqi Chen (Eds.). Association for Computational Linguistics, Hong Kong, China, 220–227. <https://doi.org/10.18653/v1/D19-5829>
- [54] Karime Maamari, Fadhil Abubaker, Daniel Jaroslawicz, and Amine Mhedhbi. 2024. The Death of Schema Linking? Text-to-SQL in the Age of Well-Reasoned Language Models. *arXiv:2408.07702 [cs.CL]* <https://arxiv.org/abs/2408.07702>
- [55] marketsandmarkets. n.d.. Natural Language Processing (NLP) Market by Component, Type, Application, Vertical - Global Forecast to 2026. <https://www.marketsandmarkets.com/Market-Reports/natural-language-processing-nlp-825.html>. Accessed: October 3, 2024.
- [56] Arpit Narechania, Adam Fournier, Bongshin Lee, and Gonzalo Ramos. 2021. DIY: Assessing the Correctness of Natural Language to SQL Systems. In *26th International Conference on Intelligent User Interfaces* (College Station, TX, USA) (IUI '21). Association for Computing Machinery, New York, NY, USA, 597–607. <https://doi.org/10.1145/3397481.3450667>
- [57] Zheng Ning, Yuan Tian, Zheng Zhang, Tianyi Zhang, and Toby Jia-Jun Li. 2024. Insights into Natural Language Database Query Errors: from Attention Misalignment to User Handling Strategies. *ACM Trans. Interact. Intell. Syst.* 14, 4, Article 25 (Dec. 2024), 32 pages. <https://doi.org/10.1145/3650114>
- [58] Zheng Ning, Zheng Zhang, Tianyi Sun, Yuan Tian, Tianyi Zhang, and Toby Jia-Jun Li. 2023. An Empirical Study of Model Errors and User Error Discovery and Repair Strategies in Natural Language Database Queries. In *Proceedings of the 28th International Conference on Intelligent User Interfaces* (Sydney, NSW, Australia) (IUI '23). Association for Computing Machinery, New York, NY, USA, 633–649. <https://doi.org/10.1145/3581641.3584067>
- [59] Numbers Station Labs. 2023. NText2SQL: An Open Source Text-to-SQL Dataset for Foundation Model Training. <https://github.com/NumbersStationAI/NSQL>.
- [60] Ana-Maria Popescu, Alex Armanasu, Oren Etzioni, David Ko, and Alexander Yates. 2004. Modern Natural Language Interfaces to Databases: Composing Statistical Parsing with Semantic Tractability. In *COLING 2004: Proceedings of the 20th International Conference on Computational Linguistics*. COLING, Geneva, Switzerland, 141–147. <https://aclanthology.org/C04-1021>
- [61] Mohammadreza Pourreza and Davood Rafiei. 2023. DIN-SQL: Decomposed In-Context Learning of Text-to-SQL with Self-Correction. *arXiv:2304.11015 [cs.CL]*
- [62] Amine Rebei. 2023. Fine-Tuning Language Models for Context-Specific SQL Query Generation. *arXiv:2312.02251 [cs.DB]* <https://arxiv.org/abs/2312.02251>
- [63] Stephen Robertson and Hugo Zaragoza. 2009. The Probabilistic Relevance Framework: BM25 and Beyond. *Found. Trends Inf. Retr.* 3, 4 (April 2009), 333–389. <https://doi.org/10.1561/15000000019>
- [64] Ohad Rubin and Jonathan Berant. 2021. SmBoP: Semi-autoregressive Bottom-up Semantic Parsing. In *Proceedings of the 2021 Conference of the North American Chapter of the Association for Computational Linguistics: Human Language Technologies*. Association for Computational Linguistics, Online, 311–324. <https://doi.org/10.18653/v1/2021.naacl-main.29>
- [65] Diptikalyan Saha, Avriella Floratou, Karthik Sankaranarayanan, Umar Farooq Minhas, Ashish R. Mittal, and Fatma Özcan. 2016. ATHENA: An Ontology-Driven System for Natural Language Querying over Relational Data Stores. *Proc. VLDB Endow.* 9, 12 (aug 2016), 1209–1220. <https://doi.org/10.14778/2994509.2994536>
- [66] Torsten Scholak, Nathan Schucher, and Dzmitry Bahdanau. 2021. PICARD: Parsing Incrementally for Constrained Auto-Regressive Decoding from Language Models. In *Proceedings of the 2021 Conference on Empirical Methods in Natural Language Processing*. Association for Computational Linguistics, Online and Punta Cana, Dominican Republic, 9895–9901. <https://doi.org/10.18653/v1/2021.emnlp-main.779>
- [67] Rico Sennrich, Barry Haddow, and Alexandra Birch. 2016. Improving Neural Machine Translation Models with Monolingual Data. In *Proceedings of the 54th Annual Meeting of the Association for Computational Linguistics (Volume 1: Long Papers)*, Katrin Erk and Noah A. Smith (Eds.). Association for Computational Linguistics, Berlin, Germany, 86–96. <https://doi.org/10.18653/v1/P16-1009>
- [68] E. H. Simpson. 1949. Measurement of Diversity. *Nature* 163, 4148 (1949), 688. <https://doi.org/10.1038/163688a0>
- [69] smartcustomerservice. n.d.. Conversational AI Market to Be Worth \$18.4 Billion by 2026. <https://www.smartcustomerservice.com/Articles/News-Briefs/Conversational-AI-Market-to-Be-Worth-protect/T1/textdollar18.4-Billion-by-2026-150912.aspx>. Accessed: October 3, 2024.

- [70] Claudio Spiess, David Gros, Kunal Suresh Pai, Michael Pradel, Md Rafiqul Islam Rabin, Amin Alipour, Susmit Jha, Prem Devanbu, and Toufique Ahmed. 2024. Calibration and Correctness of Language Models for Code. arXiv:2402.02047 [cs.SE] <https://arxiv.org/abs/2402.02047>
- [71] Zhen Tan, Dawei Li, Song Wang, Alimohammad Beigi, Bohan Jiang, Amrita Bhattacharjee, Mansoor Karami, Jundong Li, Lu Cheng, and Huan Liu. 2024. Large Language Models for Data Annotation: A Survey. arXiv:2402.13446 [cs.CL] <https://arxiv.org/abs/2402.13446>
- [72] Lappoon R. Tang and Raymond J. Mooney. 2000. Automated Construction of Database Interfaces: Integrating Statistical and Relational Learning for Semantic Parsing. In *2000 Joint SIGDAT Conference on Empirical Methods in Natural Language Processing and Very Large Corpora*. Association for Computational Linguistics, Hong Kong, China, 133–141. <https://doi.org/10.3115/1117794.1117811>
- [73] Dayton G. Thorpe, Andrew J. Duberstein, and Ian A. Kinsey. 2024. Dubo-SQL: Diverse Retrieval-Augmented Generation and Fine Tuning for Text-to-SQL. arXiv:2404.12560 [cs.CL] <https://arxiv.org/abs/2404.12560>
- [74] Katherine Tian, Eric Mitchell, Allan Zhou, Archit Sharma, Rafael Rafailov, Huaxiu Yao, Chelsea Finn, and Christopher D. Manning. 2023. Just Ask for Calibration: Strategies for Eliciting Calibrated Confidence Scores from Language Models Fine-Tuned with Human Feedback. arXiv:2305.14975 [cs.CL] <https://arxiv.org/abs/2305.14975>
- [75] Yuan Tian, Jonathan K. Kummerfeld, Toby Jia-Jun Li, and Tianyi Zhang. 2024. SQLucid: Grounding Natural Language Database Queries with Interactive Explanations. arXiv:2409.06178 [cs.HC] <https://arxiv.org/abs/2409.06178>
- [76] Yuan Tian and Tianyi Zhang. 2024. Selective Prompt Anchoring for Code Generation. arXiv:2408.09121 [cs.LG] <https://arxiv.org/abs/2408.09121>
- [77] Yuan Tian, Zheng Zhang, Zheng Ning, Toby Jia-Jun Li, Jonathan K. Kummerfeld, and Tianyi Zhang. 2024. Interactive Text-to-SQL Generation via Editable Step-by-Step Explanations. arXiv:2305.07372 [cs.DB] <https://arxiv.org/abs/2305.07372>
- [78] Khanh-Tung Tran, Dung Dao, Minh-Duong Nguyen, Quoc-Viet Pham, Barry O'Sullivan, and Hoang D. Nguyen. 2025. Multi-Agent Collaboration Mechanisms: A Survey of LLMs. arXiv:2501.06322 [cs.AI] <https://arxiv.org/abs/2501.06322>
- [79] Bailin Wang, Richard Shin, Xiaodong Liu, Oleksandr Polozov, and Matthew Richardson. 2020. RAT-SQL: Relation-Aware Schema Encoding and Linking for Text-to-SQL Parsers. In *Proceedings of the 58th Annual Meeting of the Association for Computational Linguistics*. Association for Computational Linguistics, Online, 7567–7578. <https://doi.org/10.18653/v1/2020.acl-main.677>
- [80] Bailin Wang, Wenpeng Yin, Xi Victoria Lin, and Caiming Xiong. 2021. Learning to Synthesize Data for Semantic Parsing. In *Proceedings of the 2021 Conference of the North American Chapter of the Association for Computational Linguistics: Human Language Technologies*. Kristina Toutanova, Anna Rumshisky, Luke Zettlemoyer, Dilek Hakkani-Tur, Iz Beltagy, Steven Bethard, Ryan Cotterell, Tanmoy Chakraborty, and Yichao Zhou (Eds.). Association for Computational Linguistics, Online, 2760–2766. <https://doi.org/10.18653/v1/2021.naacl-main.220>
- [81] Dingzirui Wang, Longxu Dou, Wanxiang Che, Jiaqi Wang, Jinbo Liu, Lixin Li, Jingan Shang, Lei Tao, Jie Zhang, Cong Fu, et al. 2024. ConDA: state-based data augmentation for context-dependent text-to-SQL. *International Journal of Machine Learning and Cybernetics* (2024), 1–12.
- [82] Lijie Wang, Ao Zhang, Kun Wu, Ke Sun, Zhenghua Li, Hua Wu, Min Zhang, and Haifeng Wang. 2020. DuSQL: A Large-Scale and Pragmatic Chinese Text-to-SQL Dataset. In *Proceedings of the 2020 Conference on Empirical Methods in Natural Language Processing (EMNLP)*. Bonnie Webber, Trevor Cohn, Yulan He, and Yang Liu (Eds.). Association for Computational Linguistics, Online, 6923–6935. <https://doi.org/10.18653/v1/2020.emnlp-main.562>
- [83] Yizhong Wang, Yeganeh Kordi, Swaroop Mishra, Alisa Liu, Noah A. Smith, Daniel Khoshdel, and Hannaneh Hajishirzi. 2023. Self-Instruct: Aligning Language Models with Self-Generated Instructions. arXiv:2212.10560 [cs.CL] <https://arxiv.org/abs/2212.10560>
- [84] David H.D. Warren and Fernando C.N. Pereira. 1982. An Efficient Easily Adaptable System for Interpreting Natural Language Queries. *American Journal of Computational Linguistics* 8, 3-4 (1982), 110–122. <https://aclanthology.org/J82-3002>
- [85] Yuxiang Wei, Zhe Wang, Jiawei Liu, Yifeng Ding, and Lingming Zhang. 2024. Magicoder: Empowering Code Generation with OSS-Instruct. arXiv:2312.02120 [cs.CL] <https://arxiv.org/abs/2312.02120>
- [86] Wendy Aw Wong and Rishabh Srivastava. 2023. Open-sourcing sqlcoder. <https://defog.ai/blog/open-sourcing-sqlcoder-2-7b/>.
- [87] William Woods, Ronald Kaplan, and Bonnie Webber. 1972. The Lunar Science Natural Language Information System: Final Report. (01 1972).
- [88] Kun Wu, Lijie Wang, Zhenghua Li, Ao Zhang, Xinyan Xiao, Hua Wu, Min Zhang, and Haifeng Wang. 2022. Data Augmentation with Hierarchical SQL-to-Question Generation for Cross-domain Text-to-SQL Parsing. arXiv:2103.02227 [cs.CL] <https://arxiv.org/abs/2103.02227>
- [89] Ruixuan Xiao, Yiwen Dong, Junbo Zhao, Runze Wu, Minmin Lin, Gang Chen, and Haobo Wang. 2023. FreeAL: Towards Human-Free Active Learning in the Era of Large Language Models. In *Proceedings of the 2023 Conference on Empirical Methods in Natural Language Processing*. Houda Bouamor, Juan Pino, and Kalika Bali (Eds.). Association for Computational Linguistics, Singapore, 14520–14535. <https://doi.org/10.18653/v1/2023.emnlp-main.896>
- [90] Can Xu, Qingfeng Sun, Kai Zheng, Xiubo Geng, Pu Zhao, Jiazhao Feng, Chongyang Tao, and Daxin Jiang. 2023. WizardLM: Empowering Large Language Models to Follow Complex Instructions. arXiv:2304.12244 [cs.CL] <https://arxiv.org/abs/2304.12244>
- [91] Kun Xu, Lingfei Wu, Zhiguo Wang, Yansong Feng, and Vadim Sheinin. 2018. SQL-to-Text Generation with Graph-to-Sequence Model. In *Proceedings of the 2018 Conference on Empirical Methods in Natural Language Processing*. Association for Computational Linguistics, Brussels, Belgium, 931–936. <https://doi.org/10.18653/v1/D18-1112>
- [92] Navid Yaghmazadeh, Yuepeng Wang, Isil Dillig, and Thomas Dillig. 2017. SQLizer: Query Synthesis from Natural Language. *Proc. ACM Program. Lang.* 1, OOPSLA, Article 63 (oct 2017), 26 pages. <https://doi.org/10.1145/3133887>
- [93] Navid Yaghmazadeh, Yuepeng Wang, Isil Dillig, and Thomas Dillig. 2017. Type- and Content-Driven Synthesis of SQL Queries from Natural Language. arXiv:1702.01168 [cs.DB] <https://arxiv.org/abs/1702.01168>
- [94] Tao Yu, Michihiro Yasunaga, Kai Yang, Rui Zhang, Dongxu Wang, Zifan Li, and Dragomir Radev. 2018. SyntaxSQLNet: Syntax Tree Networks for Complex and Cross-Domain Text-to-SQL Task. In *Proceedings of the 2018 Conference on Empirical Methods in Natural Language Processing*. Ellen Riloff, David Chiang, Julia Hockenmaier, and Jun'ichi Tsujii (Eds.). Association for Computational Linguistics, Brussels, Belgium, 1653–1663. <https://doi.org/10.18653/v1/D18-1193>
- [95] Tao Yu, Rui Zhang, Heyang Er, Suyi Li, Eric Xue, Bo Pang, Xi Victoria Lin, Yi Chern Tan, Tianze Shi, Zihan Li, Youxuan Jiang, Michihiro Yasunaga, Sungrok Shim, Tao Chen, Alexander Fabbri, Zifan Li, Luyao Chen, Yuwen Zhang, Shreya Dixit, Vincent Zhang, Caiming Xiong, Richard Socher, Richard Lasecki, and Dragomir Radev. 2019. CoSQL: A Conversational Text-to-SQL Challenge Towards Cross-Domain Natural Language Interfaces to Databases. In *Proceedings of the 2019 Conference on Empirical Methods in Natural Language Processing and the 9th International Joint Conference on Natural Language Processing (EMNLP-IJCNLP)*. Association for Computational Linguistics, Hong Kong, China, 1962–1979. <https://doi.org/10.18653/v1/D19-1204>
- [96] Tao Yu, Rui Zhang, Kai Yang, Michihiro Yasunaga, Dongxu Wang, Zifan Li, James Ma, Irene Li, Qingning Yao, Shanelle Roman, Zilin Zhang, and Dragomir Radev. 2018. Spider: A Large-Scale Human-Labeled Dataset for Complex and Cross-Domain Semantic Parsing and Text-to-SQL Task. In *Proceedings of the 2018 Conference on Empirical Methods in Natural Language Processing*. Association for Computational Linguistics, Brussels, Belgium, 3911–3921. <https://doi.org/10.18653/v1/D18-1425>
- [97] Tao Yu, Rui Zhang, Michihiro Yasunaga, Yi Chern Tan, Xi Victoria Lin, Suyi Li, Heyang Er, Irene Li, Bo Pang, Tao Chen, Emily Ji, Shreya Dixit, David Proctor, Sungrok Shim, Jonathan Kraft, Vincent Zhang, Caiming Xiong, Richard Socher, and Dragomir Radev. 2019. SPaC: Cross-Domain Semantic Parsing in Context. In *Proceedings of the 57th Annual Meeting of the Association for Computational Linguistics*. Association for Computational Linguistics, Florence, Italy, 4511–4523. <https://doi.org/10.18653/v1/P19-1443>
- [98] John M. Zelle and Raymond J. Mooney. 1996. Learning to parse database queries using inductive logic programming. In *Proceedings of the Thirteenth National Conference on Artificial Intelligence - Volume 2 (Portland, Oregon) (AAAI'96)*. AAAI Press, 1050–1055.
- [99] Rui Zhang, Tao Yu, Heyang Er, Sungrok Shim, Eric Xue, Xi Victoria Lin, Tianze Shi, Caiming Xiong, Richard Socher, and Dragomir Radev. 2019. Editing-Based SQL Query Generation for Cross-Domain Context-Dependent Questions. In *Proceedings of the 2019 Conference on Empirical Methods in Natural Language Processing and the 9th International Joint Conference on Natural Language Processing (EMNLP-IJCNLP)*. Association for Computational Linguistics, Hong Kong, China, 5338–5349. <https://doi.org/10.18653/v1/D19-1537>
- [100] Fuheng Zhao, Lawrence Lim, Ishtiyaque Ahmad, Divyakant Agrawal, and Amr El Abbadi. 2024. LLM-SQL-Solver: Can LLMs Determine SQL Equivalence? arXiv:2312.10321 [cs.DB] <https://arxiv.org/abs/2312.10321>
- [101] Victor Zhong, Mike Lewis, Sida I. Wang, and Luke Zettlemoyer. 2020. Grounded Adaptation for Zero-shot Executable Semantic Parsing. In *Proceedings of the 2020 Conference on Empirical Methods in Natural Language Processing (EMNLP)*. Association for Computational Linguistics, Online, 6869–6882. <https://doi.org/10.18653/v1/2020.emnlp-main.558>
- [102] Victor Zhong, Caiming Xiong, and Richard Socher. 2017. Seq2SQL: Generating Structured Queries from Natural Language using Reinforcement Learning. In *arXiv preprint, arxiv/1709.00103*. arXiv. <https://doi.org/10.48550/ARXIV.1709.00103>
- [103] Victor Zhong, Caiming Xiong, and Richard Socher. 2017. Seq2SQL: Generating Structured Queries from Natural Language using Reinforcement Learning. *CoRR* abs/1709.00103 (2017). arXiv:1709.00103 <http://arxiv.org/abs/1709.00103>

A ADDITIONAL USER STUDY: DATABASE CUSTOMIZATION

The text-to-SQL data annotation process can be divided into two stages: (1) database schema customization and (2) text-to-SQL data annotation based on a provided schema. As the core contribution of SQLSYNTH, we primarily focused on evaluating the text-to-SQL data annotation stage in the main study. In this section, we reported the evaluation of database schema customization as an additional study. The participants and conditions were the same as the main study.

For the results, we began by analyzing participants' schema customization performance across different conditions, focusing on both accuracy and speed. Then, we reported user perceptions of the various conditions, including their confidence and cognitive load.

A.1 Tasks

To assess schema customization performance, we created a pool of schema editing tasks. For each sampled schema, we manually created 30 tasks requiring edits over the existing schema, e.g., “Add a new column ‘Founded’ (date) to the ‘airlines’ table.” Participants were expected to complete these tasks sequentially, as some tasks depended on the completion of previous ones. We maintained a consistent distribution of task types (e.g., the number of “add column” tasks) across different schemas.

A.2 Protocol

There were three sessions corresponding to three conditions. For each session, participants were given a database schema and 30 tasks describing how to edit the schema. The three sessions corresponded to three database schemas. Given the excessive number of tasks, participants were asked to complete as many as possible within the 5-minute time limit.

After each session, participants completed a post-task survey to rate their experience with the assigned condition. The survey included the System Usability Score (SUS) [5] and NASA Task Load Index (TLX) [23] questionnaires, using 7-point Likert scales to assess their perceptions.

A.3 Schema Customization Performance

We manually review the correctness of participants' completed tasks. For each task, we mark it as correct if the participant met all requirements; otherwise, we mark it as wrong. Table 6 reports the number of completed tasks and their accuracy for each condition.

The results show that using SQLSYNTH helps users achieve the highest customization speed (10.73) and accuracy (96.86%) within 5 minutes. When manually customizing the schema in JSON file, users achieve the lowest customization speed (7.18) and accuracy (81.27%). When using ChatGPT, users achieve intermediate speed (9.73) and accuracy (67.48%).

When using ChatGPT, we observe that some participants directly copy and paste the entire schema and task descriptions into the prompt. This approach works when the schema is simple and includes only a few tables and columns. However, as the schema becomes more complex, ChatGPT may make mistakes due to hallucination [28].

When using SQLSYNTH, while there is no LLMs in the backend, participants complete schema customization tasks very quickly by directly editing the graph. Users can make precise edits and immediately detect errors through the visualization. In fact, except for one participant who misunderstand entity names, all other participants achieve 100% task completion accuracy.

Table 6: Schema Customization Speed and Accuracy.

	Completed Tasks	Correct Tasks	Accuracy
Manual	7.18	5.82	81.27%
AI-assistant	9.73	6.64	67.48%
SQLSYNTH	10.73	10.45	96.86%

A.4 User Cognitive Load & Usability Rating

Figure 10 illustrates participants' ratings on the five cognitive load factors from the NASA TLX questionnaire. The ANOVA test reveals statistically significant ($\alpha = 0.05$) differences in means for all factors: Mental Demand ($p = 2.95 \times 10^{-3}$), Temporal Demand ($p = 3.31 \times 10^{-4}$), Performance ($p = 4.76 \times 10^{-2}$), Effort ($p = 1.81 \times 10^{-2}$), and Frustration ($p = 3.49 \times 10^{-2}$).

Participants appreciate visualizing the schema as an editable graph, which facilitates both comprehension and modification. P2 report, “I really like the schema editing page, I think it helps visualize the structure of the table a lot better than seeing it in a JSON format.” P11 write, “Schema editing was easier and the ability to visualize the edits was very useful.” P9 comment, “I definitely found the tool much more handy to make quick edits and understand the dependencies between different tables.”

Figure 11 presents SUS scores for Task 2, revealing highly positive user perceptions across all dimensions. Participants agree or strongly agree that SQLSYNTH help them understand schemas. They also find updating schemas easier and faster, with high confidence in the results.

B EXAMPLE OF PCFG IN SQL SAMPLING

Table 7 exemplifies the Probabilistic Context-Free Grammar (PCFG) used for random sampling in Section 4.3. Note that these probabilities are illustrative examples and not derived from real-world query distributions. In practice, these probabilities can be tuned by a large collection of real-world SQL queries. To protect customer data privacy, we do not display the actual probability distribution.

The grammar begins with the $\langle \text{Query} \rangle$ non-terminal, which expands into the fundamental components of an SQL query, including $\langle \text{SelectClause} \rangle$, $\langle \text{FromClause} \rangle$, and optional $\langle \text{JoinClause} \rangle$, $\langle \text{WhereClause} \rangle$, $\langle \text{GroupByClause} \rangle$, and $\langle \text{OrderByClause} \rangle$. Each clause is further defined by its constituent parts. For instance, the $\langle \text{SelectClause} \rangle$ can be either a simple `SELECT` or `SELECT DISTINCT`, followed by a $\langle \text{ColumnList} \rangle$. The $\langle \text{ColumnList} \rangle$ can be a single $\langle \text{Column} \rangle$ or recursively defined as $\langle \text{Column} \rangle, \langle \text{ColumnList} \rangle$, allowing for multiple column selections. Columns can be either simple references ($\langle \text{TableName} \rangle . \langle \text{ColumnName} \rangle$) or aggregations ($\langle \text{AggregateFunction} \rangle (\langle \text{TableName} \rangle . \langle \text{ColumnName} \rangle)$). The grammar also defines common SQL operations and functions, such as comparison operators (`=`, `<`, `>`, etc.) and aggregate functions

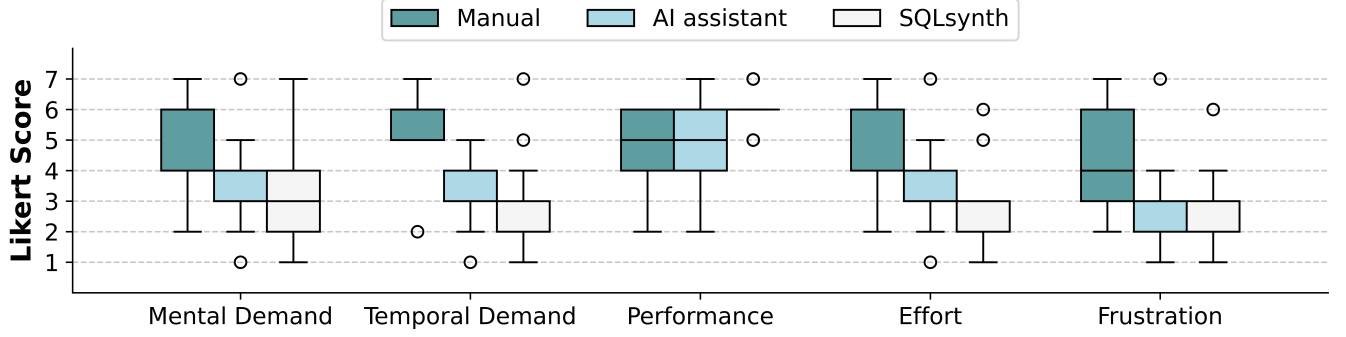


Figure 10: NASA Task Load Index Ratings of Schema Customization

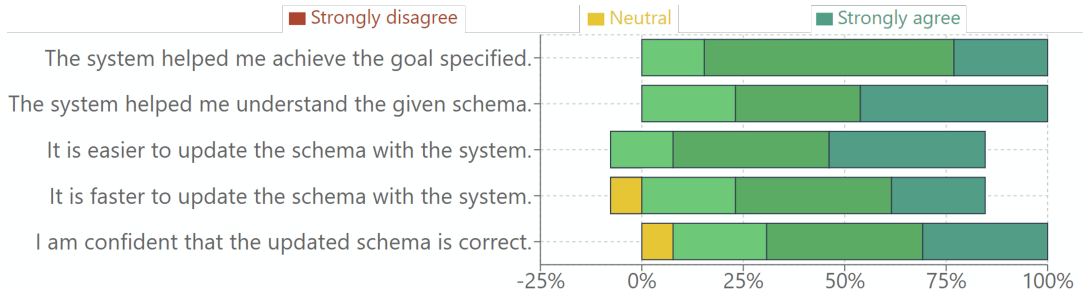


Figure 11: SUS Scores of Schema Customization

(COUNT, SUM, AVG, etc.). Probabilities associated with each production rule guide the random sampling process. For example, a `<SelectClause>` has a 90% chance of being a simple `SELECT` and a 10% chance of being `SELECT DISTINCT` in our example.

C PROMPTS USED IN SQLSYNTH

In this section, we present the prompts used in SQLSYNTH for different functionalities. Each prompt is carefully designed to guide the language model in generating specific outputs while maintaining consistency and quality. The prompt includes relevant context, objective, and structured output format for the following parsing.

Figure 12 shows the prompt for generating step-by-step explanations and sub-questions. Note that this prompt is invoked and the

LLM is called only when the rule-based explanation generation fails. Figure 13 displays the prompt for natural language question generation. Figure 14 illustrates the prompt for sub-question generation. Figures 15 and 16 show the prompts for alignment analysis and mapping generation, respectively. As a core functionality in SQLSYNTH, we decompose this task into two smaller subtasks: free-form text analysis and structured output generation. This decomposition is motivated by research [78] showing that multi-agent collaboration leads to improved generation accuracy. Figure 17 presents the prompt for updating natural language questions by emphasizing specific steps. Finally, Figure 18 shows the prompt for analyzing and scoring NL-SQL equivalence.

Table 7: PCFG Grammar for SQL Query Generation

Non-terminal	Production Rule (Probability)
$\langle \text{Query} \rangle$	$\rightarrow \langle \text{SelectClause} \rangle \langle \text{FromClause} \rangle [\langle \text{WhereClause} \rangle] [\langle \text{GroupByClause} \rangle] [\langle \text{OrderByClause} \rangle] (1.0)$
$\langle \text{SelectClause} \rangle$	$\rightarrow \text{SELECT } \langle \text{ColumnList} \rangle (0.9)$ $\quad \text{SELECT DISTINCT } \langle \text{ColumnList} \rangle (0.1)$
$\langle \text{ColumnList} \rangle$	$\rightarrow \langle \text{Column} \rangle (0.6)$ $\quad \langle \text{Column} \rangle, \langle \text{ColumnList} \rangle (0.4)$
$\langle \text{Column} \rangle$	$\rightarrow \langle \text{TableName} \rangle . \langle \text{ColumnName} \rangle (0.7)$ $\quad \langle \text{AggregateFunction} \rangle (\langle \text{TableName} \rangle . \langle \text{ColumnName} \rangle) (0.3)$
$\langle \text{FromClause} \rangle$	$\rightarrow \text{FROM } \langle \text{TableName} \rangle (0.4)$ $\quad \text{FROM } \langle \text{TableName} \rangle \langle \text{JoinClause} \rangle (0.6)$
$\langle \text{JoinClause} \rangle$	$\rightarrow \langle \text{JoinType} \rangle \text{ JOIN } \langle \text{TableName} \rangle \text{ ON } \langle \text{JoinCondition} \rangle (0.7)$ $\quad \langle \text{JoinType} \rangle \text{ JOIN } \langle \text{TableName} \rangle \text{ ON } \langle \text{JoinCondition} \rangle \langle \text{JoinClause} \rangle (0.3)$
$\langle \text{JoinType} \rangle$	$\rightarrow \text{INNER} (0.4)$ $\quad \text{LEFT} (0.3)$ $\quad \text{RIGHT} (0.2)$ $\quad \text{FULL} (0.1)$
$\langle \text{JoinCondition} \rangle$	$\rightarrow \langle \text{Column} \rangle = \langle \text{Column} \rangle (0.8)$ $\quad \langle \text{JoinCondition} \rangle \text{ AND } \langle \text{JoinCondition} \rangle (0.2)$
$\langle \text{WhereClause} \rangle$	$\rightarrow \text{WHERE } \langle \text{Condition} \rangle (1.0)$
$\langle \text{Condition} \rangle$	$\rightarrow \langle \text{Column} \rangle \langle \text{Operator} \rangle \langle \text{Value} \rangle (0.5)$ $\quad \langle \text{Condition} \rangle \text{ AND } \langle \text{Condition} \rangle (0.3)$ $\quad \langle \text{Condition} \rangle \text{ OR } \langle \text{Condition} \rangle (0.2)$
$\langle \text{GroupByClause} \rangle$	$\rightarrow \text{GROUP BY } \langle \text{ColumnList} \rangle (1.0)$
$\langle \text{OrderByClause} \rangle$	$\rightarrow \text{ORDER BY } \langle \text{ColumnList} \rangle [\text{ASC} \text{DESC}] (1.0)$
$\langle \text{AggregateFunction} \rangle$	$\rightarrow \text{COUNT} (0.3)$ $\quad \text{SUM} (0.2)$ $\quad \text{AVG} (0.2)$ $\quad \text{MIN} (0.15)$ $\quad \text{MAX} (0.15)$
$\langle \text{Operator} \rangle$	$\rightarrow = (0.3)$ $\quad < (0.1)$ $\quad > (0.1)$ $\quad <= (0.1)$ $\quad >= (0.1)$ $\quad <> (0.1)$ $\quad \text{LIKE} (0.1)$ $\quad \text{IN} (0.1)$
$\langle \text{Value} \rangle$	$\rightarrow \langle \text{Number} \rangle (0.4)$ $\quad \langle \text{String} \rangle (0.4)$ $\quad \langle \text{Column} \rangle (0.2)$
$\langle \text{TableName} \rangle, \langle \text{ColumnName} \rangle, \langle \text{Number} \rangle, \langle \text{String} \rangle$ represent database-specific values or literals	

CONTEXT

```
>>> SQL QUERY
{sql}

>>> DATABASE SCHEMA
{schema}
```

OBJECTIVE

You are a database expert in SQL and relational databases. Your task is to break down a provided SQL query into multiple SQL clauses based on SQL keywords. Sometimes multiple subqueries (a subquery contains only one SELECT keyword) are combined to form a compound SQL query. For example, set operations like UNION, INTERSECT, and EXCEPT can join two subqueries. Additionally, one subquery can refer to another to form a nested SQL query, such as "SELECT col FROM table_1 WHERE col IN (SELECT * FROM table_2)."

When you encounter a complex SQL query, first break it down into subqueries. Then, within each subquery, decompose it into clauses. If there are dependencies among subqueries, start with the inner ones and then refer to them in the outer queries. After breaking down a SQL query into SQL clauses with dependencies, describe the functionality of each clause in natural language. Use the provided schema to help you understand and explain each clause. Your description should form a coherent, step-by-step explanation in natural language, making sure it is concise and readable.

Additionally, for each subexpression, provide a sub-natural language question that corresponds to the subexpression. For example, for the subexpression "FROM table_name," the corresponding question is "From where are we selecting the data?" The ultimate goal is to generate parsed SQL clauses with natural language explanations while maintaining their dependency relationships in JSON format.

RESPONSE FORMAT

Please return the decomposition in JSON format, below is an example:

Given the input SQL query

```
```sql
SELECT * FROM teacher WHERE teacher.gender = male ORDER BY teacher.age DESC LIMIT 3
INTERSECT SELECT first_name, last_name FROM players WHERE first_name = 'TOM' GROUP BY birth_date HAVING COUNT (*) > 1 ORDER BY birth_date LIMIT 1
```
```

Please return

- Make sure you use ```json and ``` to encapsulate your returned data.
- Make sure put the SELECT clause at the end of each subquery.
- Make sure FROM and JOIN are in the same clause.
- Make sure the FROM clause is the first clause in each subquery.
- Make sure each subquery starts with SELECT clause.
- The subNL is the sub-natural language question that corresponds to the subexpression. Make it clear and concise as real human daily question.
- Please at least provided by following keywords and orders: (1) FROM ... JOIN ... (2) WHERE (3) GROUP BY (4) HAVING (5) ORDER BY (6) LIMIT (SELECT

In the explanation in the JSON, mark special entities using following tags:

- `<table></table>` for table names
- `<column></column>` for column names
- `<value></value>` for concrete values

```
```json
[
 {
 "number": "Query 1",
 "subquery": "SELECT first_name, last_name FROM players GROUP BY birth_date HAVING COUNT (*) > 1 ORDER BY birth_date LIMIT 1",
 "explanation": [
 {
 "subexpression": "FROM teacher",
 "explanation": "In <table>teacher</table>",
 "subNL": "What should we focus on?"
 },
 {
 "subexpression": "WHERE teacher.gender = male",
 "explanation": "Only keep <value>male</value> <column>teachers</column>",
 "subNL": "What information do we have for male teachers?"
 },
 {
 "subexpression": "ORDER BY teacher.age DESC LIMIT 3",
 "explanation": "Return the records for the top <value>3</value> <column>oldest teachers</column>.",
 "subNL": "What information are the top 3 oldest teachers have?"
 },
 {
 "subexpression": "SELECT *",
 "explanation": "Return all the information",
 "subNL": "What information should we focus on?"
 }
],
 "dependency": []
 },
 {
 "number": "Query 2",
 "subquery": "SELECT first_name, last_name FROM players WHERE first_name = 'TOM' GROUP BY birth_date HAVING COUNT (*) > 1 ORDER BY birth_date LIMIT 1",
 "explanation": [
 ...
],
 "dependency": []
 },
 {
 "number": "Query 3",
 "subquery": "query_1 INTERSECT query_2",
 "explanation": [
 {
 "subexpression": "query_1 INTERSECT query_2",
 "explanation": "Keep the intersection of first query result and second query result.",
 "subNL": "What is the relationship between the two queries?"
 }
],
 "dependency": [
 "query 1",
 "query 2"
]
 }
]
```
```

Figure 12: Prompt of Step-by-step Explanation & Sub-Question Generation.

CONTEXT

>>> SQL QUERY
{sql}

>>> DATABASE SCHEMA
{schema}

>>> STEP-BY-STEP EXPLANATION & SUB-QUESTIONS
{explanation}

>>> RELATED EXAMPLES
> Example 1:
{example}

[Additional examples automatically appended by code]

OBJECTIVE

You are a database expert of SQL queries and relational databases. Given a SQL query and the corresponding database schema, your task is to translate a SQL query into a natural language question. Please try your best to make the question clear, concise, and human-readable, while excluding any ambiguity or information loss. The format and the tone of the question should be similar to the questions that humans ask in real-world scenarios. You are also provided related information that is helpful for understanding the SQL query, such as the step-by-step natural language explanation of the query. To make the query more natural, you are also provided several examples that are related to this SQL query. Furthermore, descriptions of each column or table may be provided. Please try to understand these as they can help you formulate more natural questions. Try to avoid formulating the natural language question in a logic similar to the SQL query.

RESPONSE FORMAT

Please generate a natural language question that corresponds to the SQL query based on related information. The question should be very natural and similar to a question that real human may ask.

- Do NOT include any SQL keywords or technical terms in the question. For example, try to avoid including tables, columns, and other terms in the generated question.
- Do NOT include an abbreviated entity name that human won't use in daily talk. You should try to paraphrase each entity according to their meanings.

You can make some analysis. But make sure include your final natural language question in the following format:

<question>Your natural language question here</question>

Figure 13: Prompt of Natural Language Question Generation.

CONTEXT

>>> Database schema:
 {schema}

>>> Full Natural language question:
 {question}

>>> SQL clause:
 {clause}

OBJECTIVE

You are a database expert of SQL queries and relational databases. Given a SQL component (i.e., SQL clause), please generate the sub-question exactly corresponding to this query component. You should accommodate it based on the context such as the schema and the full question. Please make the sub-question clear and concise as a real daily question.

RESPONSE FORMAT

Please include the sub-question in the following format:

<question>Your natural language sub-question here</question>

Figure 14: Prompt of Sub-question Generation.

CONTEXT

```
>>> DATABASE SCHEMA
{schema}
```

```
>>> SQL QUERY
{sql}
```

```
>>> FULL NL QUESTION
{question}
```

```
>>> NL STEP DESCRIPTION
{step}
```

```
>>> CHUNKS OF NL QUESTION
{question chunks}
```

OBJECTIVE

You are a database expert in SQL and relational databases. You are provided the database context including schema and a SQL query. Based on the context, you are provided a natural language question translated from the SQL query (but can be possibly wrong). Now you are also provided with a step description in natural language of the SQL query. And you are also provided a list of chunks in the natural language question. Your task is to identify chunks that are relevant to this step description. For each relevant chunk, also provide a relevance score ranging from 0 to 100, indicating how relevant the step description is to the chunk. 100 indicates high confidence that the step description is relevant to the chunk, while 0 means they are not related at all. Please do not be too strict. You should consider the SQL query scenario and contexts. Please associate with all possible related chunks.

RESPONSE FORMAT

You should analyze and identify relevant chunk. It is also possible there is no relevant chunks relevant to this step description. In this case, you just analyze and say there is no relevant chunk. Furthermore, if you think the core information is not covered by the chunks, you can also say the core information is not covered by the chunks. The core information is important. For example, if the value is not covered by the chunks, you should say that there is no related chunks at all. Please pay attention to whether the value is covered by the chunks.

If you think core information is not covered by the chunks, you tell all the related chunks. For a step corresponding to from step, (e.g., In X), you should be very flexible, you only determine whether X is covered by the question and find syntactically similar words/chunks. Please keep in mind, you should only use these chunks to analyze. You should not come up with your own chunks.

Figure 15: Prompt of Alignment Analysis Generation

CONTEXT

```
>>> FULL NL QUESTION
{question}
```

```
>>> NL STEP DESCRIPTION
{step}
```

```
>>> CHUNKS OF NL QUESTION
{question chunks}
```

```
>>> MAPPING ANALYSIS
{analysis}
```

OBJECTIVE

You are a database expert in SQL and relational databases. Based on a step description of the SQL query, the objective is to identify chunks in the NL question that are relevant to this step description. Now another expert already maps this step to relevant chunks. Please check the analysis. Your task is to validate and summarize this analysis. Then please format it as a JSON format response.

RESPONSE FORMAT

Based on the previous analysis, you should respond a JSON format response. The key is a chunk string, and the value is a relevance score. Please keep in mind, the keys can only be one of the chunks provided. You should not come up with your own chunks. If there is no relevant chunk in the analysis, just return an empty JSON data. The relevance score should be an integer between 0 and 100. The JSON format should be encapsulated by ```json at the beginning and ``` at the end. Below is an example:

```
```json
{
 "name" : 25,
 "student" : 91
}
```
```

Figure 16: Prompt of Alignment Mapping Generation

CONTEXT

>>> SCHEMA
{schema}

>>> SQL QUERY
{sql}

>>> ORIGINAL NL QUESTION
{question}

>>> NL EXPLANATION OF THE MISSING STEP
{explanation}

OBJECTIVE

You are a database expert in SQL and relational databases. You are provided the database context including schema and a SQL query. Based on the context, you are given a natural language translated from the SQL query into a human-readable question, which is possibly wrong.

A prior step-by-step analysis on the SQL query decomposes the SQL query into a step-by-step explanation. However, now one step is regarded as missing in the translated natural language question.

Your task is to inject the information answered by this step into existing natural language question. First, determine if the information contained in this step is indeed missing from the natural language question. If so, generate a new natural language question by incorporating this step. Ensure the new question is clear, concise, and human-readable.

More specifically, you should incorporate "{explanation}" into the original natural language question "{question}".

Please make sure the new question is similar to the questions that humans ask in real-world scenarios. It is concise, clear, and human-readable.

If you believe the existing natural language question already contains the information from the missing subquestion, you can ignore and return the original natural language question, or paraphrase it to make it more clear.

RESPONSE FORMAT

Please include the new natural language question in the following format:

<question> Your new natural language question here </question>

Figure 17: Prompt of Updating NL question by emphasizing a certain step

```

### Rating on prior tasks
{rating_history}

### CONTEXT FOR CURRENT TASK

>>> Database schema:
{Database Schema}

>>> Description of tables:
{Description of Tables}

>>> Description columns:
{Description of Columns}

>>> Ground truth natural language question:
{Ground truth natural language question}

>>> Ground truth SQL query:
{Ground truth SQL query}

>>> Generated SQL query:
{Generated SQL Query}

>>> Execution results of ground truth SQL query:
{Execution results of ground truth SQL query}

>>> Execution results of the generated SQL query:
{Execution results of the generated SQL query}

>>> A potential natural language explanation of the SQL clause:
{Natural language Explanation}

### OBJECTIVE

You are a database expert of SQL queries and relational databases. You are provided with a database schema, a natural language question, and a SQL clause (component) extracted from a target SQL query. The target SQL may or may not completely match the natural language question. The ultimate goal is to evaluate the equivalence between the natural language question and the target SQL query under this specific database schema. To achieve this ultimate goal, now please only focus on evaluating whether the SQL clause can be entailed by the natural language question. In other words, your current task is to determine whether this SQL clause provides part of the answer to the natural language question, or if the natural language question can be answered by a SQL query containing the SQL clause. To avoid misleading, you are now shown with the target SQL query, but only shown with the SQL clause.

Please provide a thorough and clear analysis based on this specific database schema. Based on your analysis, then, provide an equivalence score indicating their matching level. A score of 100 indicates high confidence that the SQL query is relevant to the natural language question, while 0 means they are not related at all. If the schema is not empty or N/A, and the reference columns/tables in SQL are not shown in the schema, the score should be considerably low. If the schema is empty or N/A, you can relax the criteria and make assumptions. Please break down the task and think step by step.

### RESPONSE FORMAT

First, detail your reasoning and rating criteria step by step.
Second, based on your analysis, return a relevance score ranging from 0 to 100. I include the score in the following format:

<score> Your value here </score>

```

Figure 18: Prompt of NL-SQL Equivalence Analysis and Scoring