

UL-UNAS: Ultra-Lightweight U-Nets for Real-Time Speech Enhancement via Network Architecture Search

Xiaobin Rong^{a,b}, Dahan Wang^{a,b}, Yuxiang Hu^b, Changbao Zhu^b, Kai Chen^a, Jing Lu^{a,b,*}

^aKey Laboratory of Modern Acoustics and Institute of Acoustics, Nanjing University, Nanjing, 210093, China

^bNJU-Horizon Intelligent Audio Lab, Horizon Robotics, Beijing, 100094, China

Abstract

Lightweight models are essential for real-time speech enhancement applications. In recent years, there has been a growing trend toward developing increasingly compact models for speech enhancement. In this paper, we propose an Ultra-Lightweight U-Net optimized by Network Architecture Search (UL-UNAS), which is suitable for implementation in low-footprint devices. Firstly, we explore the application of various efficient convolutional blocks within the U-Net framework to identify the most promising candidates. Secondly, we introduce two boosting components to enhance the capacity of these convolutional blocks: a novel activation function named affine PReLU and a causal time-frequency attention module. Furthermore, we leverage neural architecture search to discover an optimal architecture within our carefully designed search space. By integrating the above strategies, UL-UNAS not only significantly outperforms the latest ultra-lightweight models with the same or lower computational complexity, but also delivers competitive performance compared to recent baseline models that require substantially higher computational resources.

Keywords: speech enhancement, ultra-lightweight, neural architecture search, computational complexity

1. Introduction

Speech enhancement (SE) aims to recover clean speech from the noisy mixture, thereby improving speech quality and intelligibility. In recent years, significant breakthroughs in SE have been achieved due to the rapid evolution of deep neural networks (DNNs). In general, DNN-based SE algorithms can be categorized into the time-frequency (T-F) domain approaches (Tan and Wang, 2018; Hu et al., 2020; Le et al., 2021; Yu and Luo, 2023; Maier, 2022; Wang et al., 2023) and the time-domain approaches (Pandey and Wang, 2019; Luo and Mesgarani, 2019; Luo et al., 2020; Wang et al., 2021). For the T-F domain approaches, the short-time Fourier transform (STFT) representation of noisy speech is fed into a DNN, which outputs an enhanced speech spectrogram through techniques such as masking (Tan and Wang, 2018; Hu et al., 2020; Le et al., 2021; Yu and Luo, 2023), deep filtering (Maier, 2022; Mack and Habets, 2019), or mapping (Wang et al., 2023). Phase estimation is a tricky problem in these cases as the phase spectrum usually presents an irregular structure due to the wrapping effect. Earlier T-F domain-based works only focus on the recovery of spectral magnitude by using the ideal ratio mask (IRM) (Narayanan and Wang, 2013), leaving the phase unaltered. In contrast, phase-sensitive mask (Erdogan et al., 2015) takes into account the cosine of the phase difference between clean and noisy speech when estimating IRM and shows improved results. Complex ideal ratio mask (cIRM) (Williamson et al.,

2015) applies a complex instead of a real gain to perform implicit phase correction, leading to better perceptual quality but negligible improvements in objective intelligibility. Directly predicting the real and imaginary parts of the clean spectrum can also implicitly recover the phase information, and usually has a higher upper bound of performance than that of masking methods (Tan and Wang, 2019; Wang et al., 2023).

Compared to the T-F domain approaches, time domain approaches circumvent the challenging phase estimation problem by conducting feature encoding and decoding in a trainable manner. They can achieve very low algorithm latency due to the learnable signal analysis and synthesis on very short windows. However, they sacrifice the advantages of STFT, which provides a feasible and robust feature representation where speech and noise components exhibit distinct structural characteristics in the spectral domain. Consequently, the performance of time domain methods is not among the top tier in SE tasks (Yin et al., 2020). Differently, recent multi-domain methods, which combine the advantages of both the T-F domain and time domain approaches to build a composite SE system, often exhibit better performance than single-domain methods (Fan et al., 2023; Wang and Wang, 2022).

Although DNN-based approaches have achieved overwhelming performances over traditional SE algorithms, their improved performances are often accompanied by large computation overhead. Most state-of-the-art (SOTA) SE models require substantial computational resources, making them infeasible for deployment on edge devices for practical applications. Therefore, exploring lightweight SE neural networks with performance comparable to the SOTA models is increasingly becoming a research hotspot. One straightforward so-

*Corresponding author

Email address: lujing@nju.edu.cn (Jing Lu)

lution is model compression, including pruning (Stamenovic et al., 2021), quantization (Tan and Wang, 2021), and inference skipping (Le et al., 2022). TinyLSTMs (Fedorov et al., 2020) applies these three techniques to a simple long short-term memory (LSTM) SE network, achieving a $2.9\times$ reduction in operations with minor performance degradation.

Another commonly adopted approach is to hand-craft efficient architectures. TRU-Net (Choi et al., 2021) replaces the standard convolution with depthwise separable convolution and employs a more powerful dual-path recurrent neural network (RNN) structure. In Braun et al. (2021), it is demonstrated that parallel RNN grouping and convolutional additive skip connections are highly effective in the design of compact architectures, enabling the corresponding model to stand out within the family of manually crafted architectures. Furthermore, combining the advantages of traditional signal processing and DNNs has demonstrated remarkable potential. RNNoise (Valin, 2018) and PercepNet (Valin et al., 2020) first perform a coarse enhancement on a low-resolution spectral envelope and then apply finer noise suppression between pitch harmonics using a pitch comb filter. Similarly, DeepFilterNet (Schröter et al., 2022; Maier, 2022) performs enhancement on compact ERB features while reconstructing periodic components through deep filtering utilizing coefficients predicted from both ERB and the original STFT features. DPCRNet (Le et al., 2023) utilizes a DNN-based pitch estimator and a learnable comb filter to achieve superior harmonic enhancement. Despite the significant reduction in computational overhead achieved by these works, they are still too large for practical deployment on edge devices with low power consumption requirements, except for RNNoise, which is compact enough but suffers from limited performance.

On the other hand, neural architecture search (NAS) is an approach to automating the model design process. NAS aims to find the optimal architecture based on a specific performance estimation strategy within the defined search space, using an appropriate search strategy (Elsken et al., 2019). NASNet (Zoph et al., 2018) employs a controller network to sample architecture candidates from a certain search space. Subsequently, each candidate is trained and evaluated to obtain accuracy as a reward. Eventually, the controller is updated through a reinforcement learning (RL) algorithm. MnasNet (Tan et al., 2019) goes further by introducing a novel factorized search space, along with taking latency into account when computing reward, thereby facilitating the design of a platform-aware low-latency network. EfficientNet (Tan and Le, 2019) employs the same NAS strategy as MnasNet with the exception that it focuses on optimizing floating-point operations (FLOPs) instead of latency, thereby preventing itself from being restricted to any particular hardware device.

The number of parameters and computational complexity, represented by floating-point operations per second (FLOPS) or multiply-accumulate operations per second (MACS), serve as the principal guidelines for researchers in the design of lightweight models. The number of parameters determines the memory footprint of models and holds particular significance when the objective is to deploy models on memory-constrained devices. However, in most cases, it is latency, rather than mem-

ory, that acts as the bottleneck of edge devices. In such cases, computational complexity can offer a more pertinent and useful metric than the number of parameters. When comparing different architectures, the number of parameters does not provide highly accurate or detailed insights, as different architectures typically exhibit varying levels of parameter efficiency (Zhang et al., 2024). For instance, a fully connected network can have massive parameters yet still manage to achieve a relatively fast inference speed. In contrast, a transformer network may have fewer parameters but run much slower due to the computationally expensive attention operations. For models of the same architecture type, increasing the number of parameters can lead to improved performance. ParameterNet (Han et al., 2024) demonstrates this in the context of large-scale visual pretraining. By leveraging dynamic convolution to add parameters with only a marginal increase in FLOPS, it achieves superior results.

In this paper, we focus on optimizing the ultra-lightweight SE model with computational complexity as low as around 30M MACS while imposing no strict constraints on the number of parameters. We adopt the T-F domain approach due to its performance advantage under low computational resource constraints. Building upon our previously proposed ultra-lightweight SE model, GTCRN (Rong et al., 2024), we conduct a comprehensive exploration of the encoder-decoder design to improve both model capacity and efficiency. Furthermore, by incorporating NAS, we refine the U-Net architecture, ultimately achieving an optimal configuration. Our contributions are summarized as follows:

- We systematically investigate and evaluate diverse efficient convolutional modules within an ultra-lightweight SE model and identify the most promising designs. This work provides insights for balancing performance and computational efficiency in the development of ultra-lightweight SE models.
- We develop two strategies to augment the model capacity: a novel nonlinear activation termed affine PReLU (APReLU), and an improved lightweight attention mechanism named causal time-frequency attention (cTFA). Comprehensive ablation studies demonstrate the effectiveness of both proposed methods.
- We introduce the NAS technique to find an outstanding architecture within our elaborately designed search space. By formulating a computational complexity-aware optimization objective, we ensure that the discovered architecture achieves superior performance while maintaining computational efficiency.
- Our proposed UL-UNAS, which has a smaller computational complexity, outperforms existing SOTA ultra-lightweight SE models. With only 34M MACS and a compact size of 169k parameters, UL-UNAS achieves a PESQ score of 3.09 on the VCTK-DEMAND dataset. This advancement paves the way for more efficient and effective ultra-lightweight design in various application scenarios.

2. Related Work

In this section, we briefly review previous works related to our proposed method and highlight the key distinctions.

2.1. Ultra-lightweight speech enhancement models

Over the past few years, the concept of ultra-lightweight SE neural networks has gradually emerged, aiming to be compatible with edge devices with extremely limited computing resources. GTCRN (Rong et al., 2024) represents one of the seminal efforts in creating ultra-lightweight SE models. It attains competitive performance compared to several typical larger models while requiring no more than 40M MACS. Another ultra-lightweight SE model named FSPEN (Yang et al., 2024) was proposed during the same period, featuring a computational complexity of 89M MACS. LiSenNet (Yan et al., 2024), which requires a computational cost of 56M MACS, achieves the highest performance among them.

All the aforementioned models are built upon the U-Net backbone thanks to its computationally efficient encoder-decoder (ED) architecture, while incorporating modifications to improve both performance and efficiency. The modifications are centered around two key components: the ED structure and the bottleneck enhancer. Regarding the ED component, GTCRN incorporates grouped convolution along with lightweight boosting modules including sub-band feature extraction and lightweight attention to strengthen the basic building blocks; FSPEN utilizes a dual-ED architecture comprising sub-band and full-band processing for better speech feature extraction; LiSenNet introduces novel sub-band downsampling and upsampling blocks specifically designed for band-aware feature capture. As for the bottleneck enhancer, GTCRN adopts a parallel RNN grouping strategy to reduce computational burden; FSPEN develops a path extension method to improve inter-frame modeling; LiSenNet introduces a gate mechanism at the end of the dual-path architecture to augment model capacity. Our work inherits the advantageous designs in the GTCRN architecture and focuses on exploring more efficient designs for the building blocks within the ED structure.

2.2. Efficient designs of convolutional blocks

Numerous innovative concepts have been introduced to design efficient convolutional networks to improve their efficacy. According to Ma et al. (2024), these insights can be divided into several categories. Among them, depthwise separable convolution (Howard, 2017; Sandler et al., 2018; Howard et al., 2019) decomposes a standard convolution into a depthwise and a pointwise convolution. Feature shuffling (Zhang et al., 2018; Ma et al., 2018) simplifies pointwise convolution by group convolution and channel shuffle. Feature re-use (Han et al., 2020) generates additional feature maps through inexpensive linear transformation, enabling more efficient information exploitation. Reparameterization (Vasu et al., 2023) introduces multiple parallel branches in training to improve performance, which are merged into one branch before inference. Star operation (Ma

et al., 2024) augments the representative ability of a convolutional block by mapping inputs into a high-dimensional non-linear feature space. In this paper, we explore the potential applications of these designs in ultra-lightweight SE neural networks, as detailed in Sec. 3.2.1.

2.3. Nonlinear activation functions

The design of nonlinear activation functions has been an active area of research in neural networks, as it directly impacts the capabilities of deep learning models. The early proposed smooth nonlinear activation functions such as Sigmoid and Tanh, suffer from the problem of vanishing gradients, which constrains the performance of DNNs. The rectified linear unit (ReLU) (Nair and Hinton, 2010), by presenting a non-saturating nonlinearity, alleviates this issue and has emerged as a preferred option in modern networks. To tackle the “dying ReLU” problem, some variants have been proposed, such as leaky ReLU (Maas et al., 2013) and parametric ReLU (PReLU) (He et al., 2015), by permitting a small, non-zero gradient when the input is negative. Utilizing a weighted combination of base activation functions has also been explored. Adaptive piecewise linear activation unit (Agostinelli et al., 2014) computes the activation output through a weighted sum of multiple ReLU units with learnable weights and bias. VanillaNet (Chen et al., 2023) introduces a series-informed activation function to enhance the non-linearity of a neural network. It achieves this by concurrently stacking the activation functions, which can be regarded as a series in a mathematical sense. To further enrich the approximation ability of the series, the spatial neighbors of a specific element of the inputs are taken into account to produce outputs. However, this causes it to function in a manner analogous to a depthwise convolution operation, leading to an increase in computational complexity. In contrast, our proposed APReLU (as described in Sec. 3.2.2) integrates a learnable affine transformation with PReLU, creating a more powerful activation function with negligible computational overhead.

2.4. Efficient attention modules

Attention modules are found effective in boosting the performance of neural networks. By pooling the feature maps along non-relevant dimensions to obtain a reduced representation that retains global information, the model is able to attend to the salient features of the target dimension. This process usually requires a relatively low computation cost due to the dimension reduction. SENet (Hu et al., 2018) presented a novel channel-attention block that adaptively recalibrates channel-wise feature responses based on input features pooled over spatial dimensions. CBAM (Woo et al., 2018) goes further by incorporating a cascaded spatial attention module based on input features pooled over channel dimensions. TFA (Zhang et al., 2022) introduces a similar attention mechanism in SE, achieving a T-F distribution modeling by two parallel attention branches operating on features pooled over the frequency and time dimensions, respectively. However, the average pooling along the time axis within the frequency attention branch results in non-causality, thus hindering its application in real-time SE models. Although

the TRA introduced in GTCRN overcomes the non-causality issue by discarding the frequency attention branch, it sacrifices the potential benefits of frequency-dependent attention. In contrast, our proposed cTFA (as described in Sec. 3.2.3) preserves this frequency-dependent branch while effectively addressing the non-causality problem by diverting around the time-axis pooling.

2.5. Neural architecture search for speech enhancement

While NAS methods have outperformed manually designed architectures on many tasks such as image classification, object detection, and semantic segmentation, there are few works on applying NAS in SE. NAS-TasNet (Lee et al., 2022) investigates applying both gradient descent and RL-based NAS methods on a classic speech separation model, Conv-TasNet (Luo and Mesgarani, 2019), and achieves higher performance with fewer parameters. However, the resulting model remains too large to be considered as lightweight. In Vafeiadis et al. (2024), a quantization-aware NAS method is used to design an ultra-low memory SE system with just 9.2k parameters. However, the search space is built upon a trivial convolutional recurrent encoder-decoder architecture family, which limits its performance upper bound and hinders its potential to achieve more advanced capabilities. In this paper, we apply NAS to discover the optimal configuration for constructing an ultra-lightweight U-Net using our elaborately designed blocks.

3. Methodology

3.1. Problem formulation

We employ the T-F domain approach to build an ultra-lightweight SE model. The noisy speech can be expressed in the T-F domain as:

$$X(t, f) = S(t, f) + N(t, f), \quad (1)$$

where $X(t, f)$, $S(t, f)$, and $N(t, f)$ denote the complex spectrograms of the noisy speech, the clean speech, and the noise, respectively, with time index t and frequency index f . The masking method is employed to obtain the enhanced speech, as we have found it performs better than mapping when the model size is restricted. Although estimating cIRM is widely adopted in many SE models to recover the phase, we have observed that it is prone to yielding an estimated mask with nearly zero imaginary parts, meaning that it is downgraded to IRM. This is in alignment with the phenomena elucidated in Yin et al. (2020). We attribute this to the insufficient capacity of the model. Constrained by the complexity of the model, many methods with greater performance potentials have proven to be inapplicable. Therefore, we resort to a straightforward yet effective IRM-based masking method to recover the clean spectrogram from the noisy one, which can be expressed as:

$$\tilde{S}(t, f) = X(t, f) \odot M(t, f), \quad (2)$$

where \odot denotes element-wise multiplication and $\tilde{S}(t, f)$ represents the enhanced spectrogram.

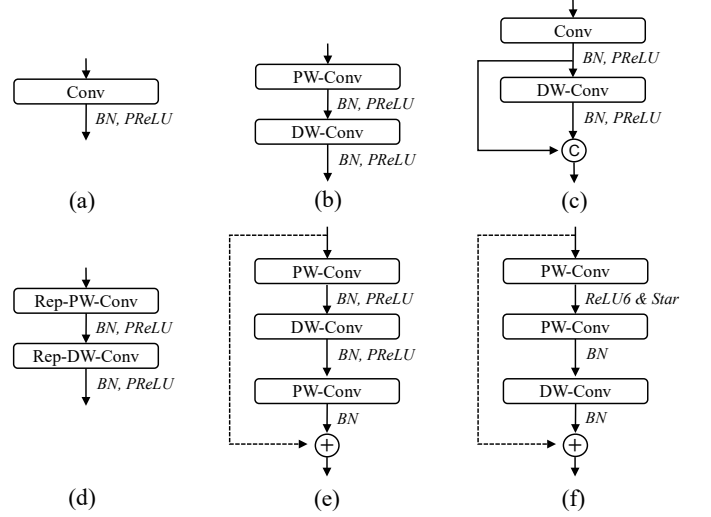


Figure 1: Efficient convolutional blocks modified for ultra-lightweight SE. (a) Conv block. (b) DWS block. (c) Ghost block. (d) Rep block. (e) MB block. (f) Star block. PW and DW refer to pointwise and depthwise, respectively, and Rep represents reparameterizable, with details omitted in this figure.

3.2. Model architecture

We extract the key concepts from various efficient convolutional block designs discussed in Sec. 2.2 to construct our basic blocks and evaluate their effectiveness in the field of SE. After identifying the most promising designs, we augment them with our proposed two novel boosting components: APReLU and cTFA. The details of these modules will be presented in the following sections.

3.2.1. Basic blocks

We explore various efficient convolutional block designs, including:

- **Conv block:** A standard convolutional layer followed by a batch normalization (BN) and a PReLU activation;
- **DWS block:** The depthwise separable block from MobileNet (Howard, 2017), which decomposes a standard convolution to a depthwise and a pointwise convolution.
- **Ghost block:** The lightweight block introduced in GhostNet (Han et al., 2020), which uses a cost-effective depthwise convolution to create ghost features;
- **Rep block:** The efficient block introduced in MobileOne (Vasu et al., 2023), which applies reparameterization techniques on the DWS block to improve performance without extra computation during inference;
- **MB block:** The inverted residual block from MobileNetV2 (Sandler et al., 2018), incorporating an additional pointwise convolution and residual connection based on the DWS block;
- **Star block:** The optimal variant of star blocks explored in StarNet (Ma et al., 2024), leveraging the star operation for implicit high-dimensional representative capacity.

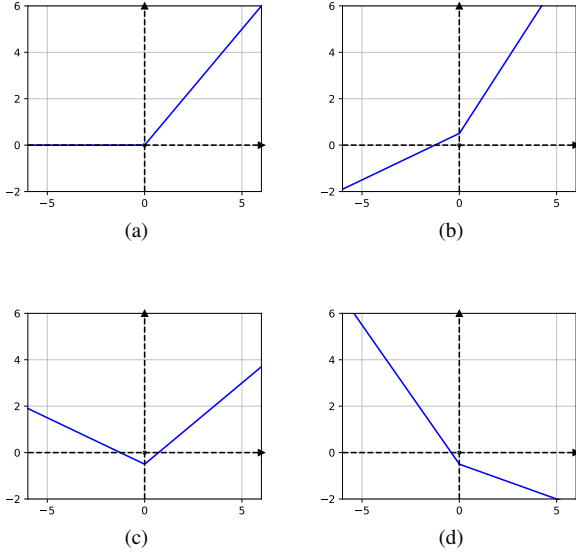


Figure 2: Examples of the proposed APReLU. (a) $\gamma = \beta = \alpha = 0$. (b) $\gamma = 0.3$, $\beta = 0.5$, $\alpha = 0.1$. (c) $\gamma = -0.3$, $\beta = -0.5$, $\alpha = -0.1$. (d) $\gamma = -1.3$, $\beta = -0.5$, $\alpha = 0.1$.

We introduce several modifications to the original block designs. For the DWS and Rep blocks, we reposition the point-wise convolution before the depthwise convolution, allowing the input to be mapped to a higher-dimensional space at the initial stage. For the Star block, we remove the first depthwise convolution to maintain the same number of layers as in the MB block. In both the MB and Star blocks, an additional BN is added at the end empirically. Besides, the residual connection is applied only when the output feature shape matches the input feature shape. The architectural details of these block designs are illustrated in Fig. 1.

We classify these blocks into three categories based on the number of convolutional layers. Within each category, the most promising block is selected for augmentation with our proposed APReLU and cTFA modules, and subsequently serves as a candidate for NAS.

3.2.2. Affine PReLU

The APReLU activation function is a combination of an affine transformation and a PReLU activation, formulated as:

$$h(x) = \gamma x + \beta + \text{PReLU}(x) \quad (3)$$

$$= \gamma x + \beta + \max(0, x) + \alpha \cdot \min(0, x), \quad (4)$$

where $x \in \mathbb{R}^{C \times T \times F}$ represents the input feature, with C, T, F denoting the channel, time, and frequency axis lengths, respectively. $\gamma, \beta \in \mathbb{R}^{C \times F}$ is the frequency-dependent scaling factor and bias of the affine transformation, and $\alpha \in \mathbb{R}^C$ is the slope-controlling parameter in PReLU. The γ coefficient is initialized to all ones, and the β coefficient is initialized to zeros so that the affine transformation starts as an identity mapping. The α coefficient is initialized to 0.25. All three coefficients are learnable.

Example APReLU functions are illustrated in Fig. 2. It should be noted that, in contrast to conventional PReLU, our

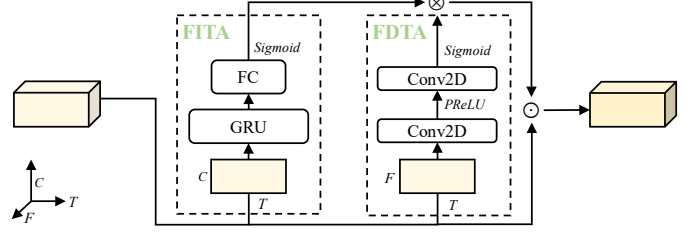


Figure 3: Detailed architecture of the proposed cTFA module.

proposed APReLU enables a wider range of activation modes. Importantly, the scaling factor and bias of the affine transformation are frequency-dependent, enabling activating different modes for different frequency bands.

3.2.3. Causal time-frequency attention

TFA (Zhang et al., 2022) is a lightweight attention module for salient T-F speech distribution modeling using two parallel branches, namely time attention and frequency attention. Concerning an intermediate T-F representation, time-frame-wise and frequency-wise statistical features are respectively generated through average pooling over the frequency and time dimensions. Subsequently, stacked one-dimensional (1D) convolutional layers are employed to model the distribution and produce the attention map for each statistical feature. A final two-dimensional (2D) T-F attention map is obtained via a tensor multiplication operation. Although it demonstrates effectiveness in being flexibly integrated with existing backbone networks to improve performance, the average pooling along the time dimension gives rise to non-causality, thereby hampering its application in real-time SE models. In TRA (Rong et al., 2024), the non-causal branch is discarded so that the final attention map is frequency-independent, which unfortunately leads to a certain degree of performance deterioration.

Our proposed cTFA module, as shown in Fig. 3, consists of two parallel branches: frequency-independent temporal attention (FITA) and frequency-dependent temporal attention (FDTA). The FITA branch is the same as the TRA module, which consists of a GRU layer, a fully connected (FC) layer, and a Sigmoid activation. The FDTA branch contains two stacked 2D convolutional layers with a PReLU activation inserted in between, followed by a Sigmoid activation. The first convolutional layer expands the channel dimension by a factor of r , while the second layer restores it to its original size. In this paper, the kernel sizes of the two convolutions are set to (3,1), and the expansion factor r is set to 5.

Given $V \in \mathbb{R}^{C \times T \times F}$ as the input feature, the frequency-independent temporal attention map $A_T \in \mathbb{R}^{C \times T}$ is first computed as follows:

$$Z_T = \frac{1}{F} \sum_{f=1}^F V^2(c, t, f), \quad (5)$$

$$A_T = \text{FITA}(Z_T). \quad (6)$$

On the other hand, the frequency-dependent temporal attention

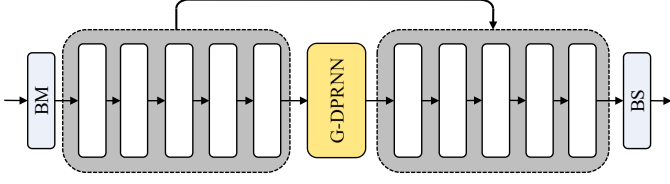


Figure 4: Overall architecture of the model prototype, with blank blocks representing the building blocks to be equipped.

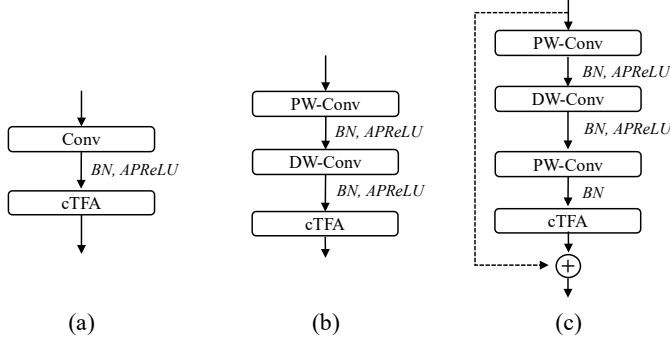


Figure 5: Extended convolutional blocks integrated with APReLU and cTFA. (a) XConv block. (b) XDWS block. (c) XMB block.

map $A_F \in \mathbb{R}^{1 \times T \times F}$ is computed as follows:

$$Z_F = \frac{1}{C} \sum_{c=1}^C V^2(c, t, f), \quad (7)$$

$$A_F = \text{FDTA}(Z_F). \quad (8)$$

The final multi-dimensional attention map $A_{TF} \in \mathbb{R}^{C \times T \times F}$ is computed as:

$$A_{TF}(c, t, f) = A_T(c, t) \times A_F(t, f). \quad (9)$$

The final output is given as:

$$\tilde{V} = V \odot A_{TF}, \quad (10)$$

where \odot denotes element-wise multiplication operation.

3.2.4. Model prototype

We adopt the GTCRN framework to construct our model prototype, as shown in Fig. 4. We preserve the band merging (BM), band splitting (BS), and grouped dual-path RNN (G-DPRNN) modules, while replacing the original convolutional blocks with the aforementioned basic blocks. Note that for blocks in the decoder, the convolutional layers are replaced with transposed variants accordingly. After identifying the three most promising block candidates, the two advantageous components are integrated to form three extended convolutional blocks: all activations are substituted with APReLU, and a cTFA module is added at the end. Examples are shown in Fig. 5.

3.3. Neural architecture search

We optimize the network configuration within a search space composed of the aforementioned extended blocks using NAS.

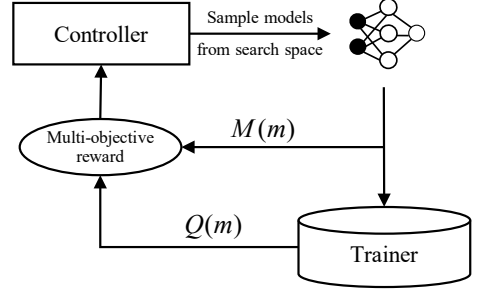


Figure 6: Diagram of MACS-aware neural architecture search.

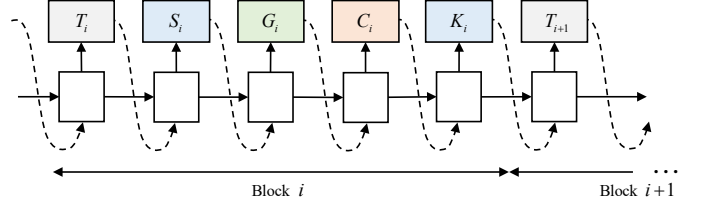


Figure 7: Architecture of the controller used in the reinforcement learning-based search algorithm, with each white block representing a basic cell, composed of an embedding layer followed by an LSTM cell and a sampling layer.

To enhance search efficiency, we design a relatively small search space with respect to the encoder. Once the encoder is determined, the entire network can be ascertained. The encoder is partitioned into a sequence of our pre-defined extended blocks, with each block spanning a per-block sub-search space. Specifically, the sub-search space for block i comprises 5 configurable nodes, each offering multiple options:

- Block type (T_i): XConv, XDWS, or XMB
- Stride size (S_i): 1 or 2
- Group number (G_i): 1 or 2
- Channel number (C_i): 12, 16, 20, 24, 28, 32, or 36
- Kernel size (K_i): 1×5 , 1×7 , 2×5 , or 3×3

The stride size of a block refers to the stride along the frequency dimension in the standard or depthwise convolution within the block. The group number of a block refers to the number of groups in the standard or pointwise convolution within the block. When the group number is 2, a channel shuffle (Zhang et al., 2018) operation is applied afterward. The encoder architecture comprises five blocks, generating 25 searchable nodes and creating a search space of approximately 10^{12} possible configurations. We employ the same RL-based search algorithm proposed in Tan et al. (2019). However, in contrast to optimizing for latency, we focus on optimizing MACS since we do not target any specific hardware device.

As shown in Fig. 6, the search process consists of three components: an RNN-based controller, a trainer to obtain the speech quality metric on the validation set, and a multi-objective reward function. The controller serves as the RL agent and contains the same number of cells as nodes, as illustrated

in Fig. 7. Each cell is composed of an embedding layer followed by an LSTM cell and a sampling layer. The embedding layer first maps the one-hot action from the previous cell into a high-dimensional space. The LSTM cell then takes this embedded vector as input and generates a logit vector, representing the preferences for each possible action. Finally, the sampling layer uses the logit vector to compute a probability distribution through a softmax function and samples an action based on this distribution. By recursively predicting a sequence of actions, the controller generates a representation that exhibits a one-to-one mapping with the distinct architectures within the search space.

During the controller training process, a batch of models is first sampled in accordance with the predicted sequence. Subsequently, each sampled model m is trained in parallel on an SE dataset to get its speech quality metric $Q(m)$. The reward value $R(m)$ is computed by taking into account both $Q(m)$ and MACS $M(m)$ via the following formulation:

$$R(m) = (Q(m) - Q_0) \times \left(\frac{M(m)}{M_T} \right)^\omega, \quad (11)$$

where Q_0 is a baseline score which maps the $Q(m)$ to a reasonable range, M_T denotes the target MACS, and ω serves as a weight factor for quality-computation trade offs. The ω is defined as:

$$\omega = \begin{cases} \omega_+, & \text{if } M(m) > M_T, \\ \omega_-, & \text{otherwise,} \end{cases} \quad (12)$$

where ω_+ and ω_- are application-specific constants. Eventually, the parameters of the controller are updated by maximizing the expected reward using proximal policy optimization (Schulman et al., 2017). The aforementioned procedure is repeated until the parameters of the controller converge.

3.4. Loss function

We employ a hybrid loss function applied on both the waveform and spectrogram domains to train the SE models, formulated as:

$$\mathcal{L} = \alpha \mathcal{L}_{\text{SISNR}}(\tilde{s}, s) + (1 - \beta) \mathcal{L}_{\text{mag}}(\tilde{S}, S) + \beta (\mathcal{L}_{\text{real}}(\tilde{S}, S) + \mathcal{L}_{\text{imag}}(\tilde{S}, S)), \quad (13)$$

where \tilde{s} and s are the enhanced and clean waveforms. \tilde{S} and S are the enhanced and clean spectrograms, respectively. α and β are set to 0.01 and 0.3 respectively. Each term in the aforementioned formula is calculated as follows:

$$\mathcal{L}_{\text{SISNR}} = -\log_{10} \left(\frac{\|s_t\|^2}{\|\tilde{s} - s_t\|^2} \right); s_t = \frac{\langle \tilde{s}, s \rangle s}{\|s\|^2}, \quad (14)$$

$$\mathcal{L}_{\text{mag}}(\tilde{S}, S) = \text{MSE}(|\tilde{S}|^{0.3}, |S|^{0.3}), \quad (15)$$

$$\mathcal{L}_{\text{real}}(\tilde{S}, S) = \text{MSE}(\tilde{S}_r/|\tilde{S}|^{0.7}, S_r/|S|^{0.7}), \quad (16)$$

$$\mathcal{L}_{\text{imag}}(\tilde{S}, S) = \text{MSE}(\tilde{S}_i/|\tilde{S}|^{0.7}, S_i/|S|^{0.7}). \quad (17)$$

4. Experiments

4.1. Datasets

We evaluate our proposed model using two datasets. The first is the large-scale DNS3 dataset (Reddy et al., 2021a), which includes a diverse collection of clean speech, noise, and RIRs. Additionally, we incorporate the Mandarin corpus from DiDiSpeech (Guo et al., 2021). During data mixing, clean speech is convolved with a randomly selected RIR and then mixed with randomly chosen noise clips under an SNR range of -5 to 15 dB. The training target is obtained by preserving the first 100 ms of reflections. A total of 720,000 pairs of 10-second noisy-clean data are created for training, while 1,000 pairs are generated for validation and another 1,000 pairs for testing, respectively. For the ablation study, a smaller subset (10% of the complete dataset) is sampled to facilitate faster convergence.

The second dataset is the VCTK-DEMAND dataset (Valentini-Botinhao et al., 2016) which contains paired clean and pre-mixed noisy speech. The training and test set consists of 11,572 utterances from 28 speakers and 824 utterances from two speakers, respectively. 1,572 utterances in the training set are selected for validation. All the utterances are sampled at 16 kHz.

4.2. Implementation details

4.2.1. Parameter configurations for model prototype

The BM module adopts the same setup in GTCRN, which maps the 192 high-frequency bands to 64 ERB bands, while keeping the 65 low-frequency bands unaltered, leading to a 129-dimensional compressed feature map. We use 5 identical blocks from the basic blocks described in Sec. 3.2.1 or the extended blocks described in Sec. 3.2.4 to construct the encoder. All blocks have 16 channels and a kernel size of (3,3). The first two blocks have a stride of 2 in the frequency dimension to downsample the feature map, while the remaining three blocks have a stride of 1. The decoder is a mirror version of the encoder, where all the standard or depthwise convolutional layers are replaced with transposed ones with the same parameter configurations.

4.2.2. Training configurations

The STFT is computed using a Hanning window with a length of 32 ms, a hop length of 16 ms, and an FFT size of 512 points. The log-power spectrogram is fed into the model, which outputs an estimated IRM to obtain the enhanced magnitude. The enhanced speech is then obtained by combining the enhanced magnitude with the noisy phase. The models are trained using the Adam optimizer (Kingma and Ba, 2015) with two different schedulers. For the DNS3 dataset, a linear-warm-up cosine-annealing scheduler is used. The learning rate increases linearly from 10^{-6} to 10^{-3} over the first 25,000 steps and then decays cosine-wise until 250,000 steps, at which point the training procedure ends. A batch size of 32 is used for the full DNS3 dataset, while a batch size of 8 is used for the DNS3 subset. For the VCTK-DEMAND dataset, a performance-based learning rate scheduler is applied. The learning rate starts at

Table 1: Performance of model prototypes equipped with various basic blocks.

IDs	Blocks	Params (k)	MACS (M/s)	SISNR	PESQ	ESTOI ($\times 100$)	DNSMOS-P.835			DNSMOS-P.808
							OVRL	SIG	BAK	
1	Conv \times 5	52.12	57.96	11.12	2.05	74.83	2.64	2.98	3.84	3.50
2	DWS \times 5	37.23	23.72	10.80	1.99	74.08	2.59	2.94	3.81	3.46
3	Ghost \times 5	43.39	37.82	10.98	2.02	74.49	2.60	2.95	3.81	3.46
4	Rep \times 5	37.23	23.72	10.87	2.00	74.29	2.59	2.94	3.80	3.45
5	MB \times 5	39.98	30.68	10.86	2.03	74.19	2.61	2.95	3.82	3.47
6	Star \times 5	39.97	31.46	10.73	1.98	74.05	2.57	2.92	3.79	3.44

Table 2: Ablation study results of the APReLU activation. The values in the PReLU and Affine columns represent the shapes of their corresponding learnable parameters, where “-” means term absence.

IDs	PReLU	Affine	Params (k)	MACS (M/s)	SISNR	PESQ	ESTOI ($\times 100$)	DNSMOS-P.835			DNSMOS-P.808
								OVRL	SIG	BAK	
1	1	-	37.23	23.72	10.80	1.99	74.08	2.59	2.94	3.81	3.46
2	C	-	37.50	23.72	10.91	2.01	74.47	2.58	2.94	3.78	3.45
3	$C \times F$	-	49.86	23.72	10.97	2.02	74.41	2.60	2.95	3.81	3.48
4	1	1	37.27	23.72	10.75	1.99	74.04	2.60	2.94	3.81	3.47
5	C	C	38.08	23.72	10.67	2.00	73.96	2.60	2.95	3.81	3.47
6	C	$C \times F$	62.79	23.72	10.97	2.04	74.50	2.63	2.97	3.84	3.50
7	$C \times F$	$C \times F$	75.14	23.72	11.01	2.05	74.57	2.61	2.95	3.81	3.50

10^{-3} and is halved if the validation loss fails to decrease for 5 consecutive epochs. For this dataset, a batch size of 4 is used.

4.2.3. Neural architecture search configurations

The controller cell has an embedding size of 100, and an LSTM hidden size of 200. It is trained using the Adam optimizer with an initial learning rate of 0.001. The multiprocessing technique is employed to sample and evaluate multiple architectures concurrently. We sample 40 architectures per episode and train them on 8 RTX 3090 GPUs, with each GPU running 5 models. Each model is trained on the DNS3 subset for 20 epochs with 5,000 noisy-clean pairs randomly selected at each epoch to serve as the training data. Validation is conducted only during the final three epochs, and the average perceptual evaluation of speech quality (PESQ) (Recommendation, 2001) score is used as the $Q(m)$ in Eq. (11). The baseline score Q_0 is set to 1, and the target MACS M_T is set to 30M. The two weight constants ω_+ and ω_- are set to -0.15 and 0, respectively. If the reward does not increase for 5 consecutive epochs, the learning rate is halved.

4.3. Models for comparison and evaluation metrics

We compare our model with the latest SOTA ultra-lightweight SE models, including GTCRN (Rong et al., 2024) and LiSenNet (Yan et al., 2024). When comparing on the VCTK-DEMAND dataset, some models from this benchmark are also used for comparison, including DeepFilterNet (Schröter et al., 2022), FullSubNet (Hao et al., 2021), FastFullSubNet (Hao and Li, 2022), and GaGNet (Li et al., 2022). We

use the statistics reported in the original papers if available; otherwise, we retrain these models using the official implementations with our training configurations to ensure fairness.

We use three intrusive metrics for performance evaluation: the scale-invariant signal-to-noise ratio (SISNR) (Roux et al., 2019), the PESQ, and the extended short-time objective intelligibility (ESTOI) (Jensen and Taal, 2016). Additionally, two non-intrusive metrics, DNSMOS P.808 (Reddy et al., 2021b) and DNSMOS P.835 (Reddy et al., 2022), are employed to provide a more comprehensive comparison. DNSMOS P.835 includes three sub-metrics: OVRL for overall speech quality, SIG for signal quality, and BAK for background noise quality.

5. Results and analysis

5.1. Ablation study

5.1.1. Effect of basic blocks

To explore the potential of various convolutional blocks, we compare the performance of different model prototypes, each equipped with distinct convolutional blocks. The results are presented in Table 1. It can be observed that when the encoder uses only Conv blocks, it achieves fairly good performance, but at the cost of a significantly heavier computational load, as is shown in ID1. On the other hand, using efficient convolutional blocks provides a trade-off between computation and performance. Among the blocks with two convolutional layers (from ID2 to ID4), the DWS block stands out for its significant reduction in computational cost, albeit with an inevitable decline in performance. In contrast, the Ghost block

Table 3: Ablation study results of the cTFA module.

IDs	FITA	FDTA	Params (k)	MACS (M/s)	SISNR	PESQ	ESTOI ($\times 100$)	DNSMOS-P.835			DNSMOS-P.808
								OVRL	SIG	BAK	
1	\times	\times	37.23	23.72	10.80	1.99	74.08	2.59	2.94	3.81	3.46
2	\checkmark	\times	85.22	26.87	11.38	2.09	75.44	2.63	2.97	3.83	3.50
3	\times	\checkmark	37.64	25.14	10.78	1.99	74.08	2.60	2.94	3.82	3.47
4	\checkmark	\checkmark	85.63	28.29	11.52	2.12	75.98	2.64	2.98	3.83	3.51

achieves a marginal performance advantage but at the expense of the highest computational cost. Meanwhile, the Rep block, which employs a reparameterization technique, fails to deliver meaningful performance improvements despite its added complexity. Given these observations, we conclude that the DWS block offers a more efficient balance between performance and computational cost. In the case of blocks with three convolutional layers (ID5 and ID6), the MB block demonstrates a clear performance advantage with less MACS. Based on these results, the Conv block, DWS block, and MB block are selected as representatives for subsequent experiments.

5.1.2. Effect of affine PReLU

In this section, we investigate the application of APReLU to the DWS block to demonstrate its effectiveness. Specifically, We design the following experiments: (1) analyzing the impact of the slope-controlling parameter shape in PReLU, and (2) examining the effect of the shapes of the two affine parameters. The results are presented in Table 2. Note that the computational overhead of affine transformations is disregarded, as it is minimal and negligible.

It can be observed that extending the shape of the slope-controlling parameter leads to a slight improvement in model performance, as shown from ID1 to ID3. We attribute this to more fine-grained activations across different dimensions. Similarly, the performance boost from the affine transformation is also closely tied to the parameter shapes. When the affine parameters are frequency-independent, the gains are negligible, as shown in ID4 and ID5. However, when the parameters are frequency-dependent, more substantial performance gains are observed, as shown in ID6 and ID7. Comparing ID6 and ID7, the improvements in intrusive metrics are minimal, and the DNSMOS scores even degrade. This suggests that using both a frequency-dependent slope-controlling parameter and affine parameters appears somewhat redundant. Overall, the APReLU activation provides substantial performance gains, with a 0.05 improvement in PESQ and a 0.04 increase in OVRL and DNSMOS-P.808.

5.1.3. Effect of causal time-frequency attention

In this section, we explore the application of cTFA to the DWS block to demonstrate its effectiveness. Specifically, we design the following experiments: (1) employing only the FITA module, (2) employing only the FDTA module, and (3) employing both the FITA and FDTA modules. The results are

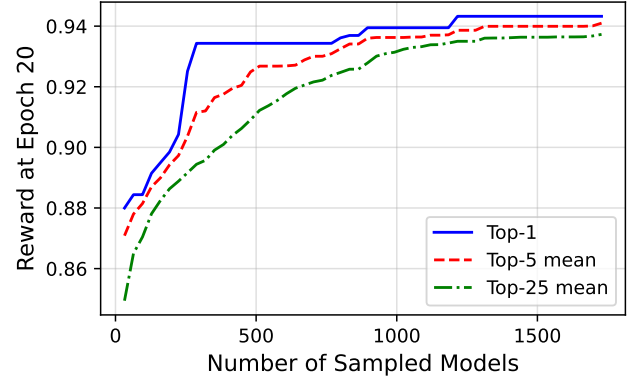


Figure 8: Rewards of top models during the process of NAS.

Table 4: Optimal network configuration discovered by NAS.

Types	[XConv, XMB, XDWS, XMB, XDWS]
Strides	[2, 2, 1, 1, 1]
Groups	[1, 2, 2, 2, 2]
Channels	[12, 24, 24, 32, 16]
Kernel	[(3,3), (2,3), (2,3), (1,5), (1,5)]

presented in Table 3, which show that the FITA module significantly enhances the model’s performance, achieving a 0.1 increase in PESQ, as observed in ID1 and ID2. In contrast, the exclusive application of the FDTA module provides little improvement, as shown in ID3. However, by integrating both attention branches, the model achieves the best performance, with a total PESQ improvement of 0.13, as demonstrated in ID4. This suggests that the frequency-dependent characteristics of the FDTA module complement the FITA module. Notably, while both the FITA and FDTA modules introduce additional parameters, they incur negligible computational overhead.

5.1.4. Effect of neural architecture search

In this section, we first explore the application of both APReLU and cTFA to the three basic blocks, forming extended blocks that serve as candidate blocks for NAS. We present the trend of reward changes with respect to the number of sampled models in Fig. 8. It can be observed that the reward of the top-1 model improves steadily as the number of sampled models increases. After sampling more than 1200 models, the rewards of the top-1, top-5, and top-25 models reach close prox-

Table 5: Performance of models equipped with diverse combinations of blocks.

IDs	Blocks	Params (k)	MACS (M/s)	SISNR	PESQ	ESTOI ($\times 100$)	DNSMOS-P.835			DNSMOS-P.808
							OVRL	SIG	BAK	
1	XConv x 5	112.21	61.81	11.87	2.20	76.94	2.68	3.01	3.85	3.50
2	XDWS x 5	111.18	26.70	11.66	2.15	76.33	2.65	2.99	3.83	3.52
3	XMB x 5	114.18	33.64	11.80	2.19	77.00	2.66	3.00	3.84	3.51
4	NAS-discovered	169.00	33.62	12.02	2.24	77.31	2.68	3.01	3.86	3.55

Table 6: Performance comparison on the DNS3 test set. LA represents look ahead. The values in **BOLD** indicate the best results in each metric.

Models	LA (ms)	Params (k)	MACS (M/s)	SISNR	PESQ	ESTOI ($\times 100$)	DNSMOS-P.835			DNSMOS-P.808
							OVRL	SIG	BAK	
Noisy	-	-	-	5.61	1.40	66.90	1.63	2.05	1.86	2.82
GTCRN	0	48*	34*	11.44	2.10	75.71	2.63	2.97	3.82	3.50
LiSenNet	32	37	65	12.12	2.23	77.02	2.70	3.04	3.85	3.55
UL-UNAS (proposed)	0	169	34	12.25	2.28	77.92	2.70	3.04	3.88	3.56

* We adopt the updated statistics from the official GitHub repository of GTCRN.

Table 7: Performance comparison on the VCTK-DEMAND test set. The values in **BOLD** indicate the best results in each metric.

Models	Params (M)	MACS (G/s)	SISNR	PESQ	STOI
Noisy	-	-	8.45	1.97	0.921
RNNNoise (2018)	0.06	0.04	-	2.29	-
PercepNet (2020)	8.00	0.80	-	2.73	-
FullSubNet* (2021)	5.64	30.87	-	2.89	0.940
DeepFilterNet (2022)	1.80	0.35	16.63	2.81	0.942
GaGNet (2022)	5.95	1.65	-	2.94	0.940
Fast FullSubNet* (2023)	6.84	4.14	-	2.79	0.935
GTCRN (2024)	0.05	0.03	18.83	2.87	0.940
LiSenNet [†] (2024)	0.04	0.06	-	2.95	0.937
LiSenNet [‡] (2024)	0.04	0.06	-	3.07	0.939
UL-UNAS [†] (proposed)	0.17	0.03	18.25	2.96	0.941
UL-UNAS [‡] (proposed)	0.17	0.03	18.48	3.09	0.941

* Metrics are provided by Yan et al. (2024).

[†] The model is trained without PESQ loss.

[‡] The model is trained with additional PESQ loss.

imity, indicating that the NAS process is nearing convergence. The entire process lasts for approximately 2 days. The optimal network configuration discovered by NAS is presented in Table 4. The performance results of the discovered model along with models equipped with the three extended blocks are shown in Table 5. By comparing ID1, ID2, and ID5 in Table 1 with ID1, ID2, and ID3 in Table 5, we observe that the application of both APReLU and cTFA leads to substantial improvements across all metrics, highlighting the broad effectiveness of both modules. Moreover, the NAS technique further enhances performance by leveraging different block combinations. Interestingly, NAS tends to favor models with a larger number of parameters, even though we impose no restrictions on the parameter count. This somewhat suggests the importance of having more parameters in improving model performance. The archi-

tecture discovered by NAS achieves superior performance compared to the overall best manually designed prototype network (ID3) while maintaining slightly fewer MACS. Notably, due to a reduced total number of layers, the NAS-discovered architecture also results in lower inference latency.

5.2. Comparison with baselines

We train our proposed UL-UNAS and other baseline models on the full DNS3 dataset, comprising a total of 2,000 hours of data, and evaluate them on our synthesized test set. The results are shown in Table 6. It is evident that our proposed UL-UNAS significantly outperforms GTCRN across all metrics while maintaining the same MACS, achieving a remarkable PESQ gain of 0.18, an OVRL increase of 0.07, and a DNSMOS-P.808 enhancement of 0.06. Moreover, UL-UNAS delivers competitive performance compared to LiSenNet, despite the latter requiring nearly twice as many MACS and an additional look ahead of 32 ms. Specifically, UL-UNAS exhibits a slight edge in the DNSMOS metrics and a 0.05 improvement in PESQ.

For a more comprehensive comparison with other models, we also train UL-UNAS on the VCTK-DEMAND dataset, with the results presented in Table 7. Notably, we provide two sets of performance results for UL-UNAS: one from the model trained with the standard loss function and the other from the model trained with an additional PESQ loss¹. This approach ensures alignment with the results reported in the original LiSenNet paper and facilitates a fair comparison. It is evident that UL-UNAS outperforms LiSenNet in both cases. Furthermore, UL-UNAS demonstrates the best performance among all the models while maintaining lower computational costs and a rela-

¹The PESQ loss is implemented by torch-pesq packet: <https://github.com/audiolabs/torch-pesq>.

tively compact model size. Audio examples are available at <https://github.com/Xiaobin-Rong/ul-unas>.

6. Conclusions

In this paper, we present UL-UNAS, an ultra-lightweight SE model that requires only 34M MACS. By systematically exploring efficient convolutional blocks and introducing innovative components including the APReLU and cTFA modules, we construct a more powerful U-Net family that excels in computational efficiency and enhancement quality. Furthermore, the employment of NAS enables the discovery of an optimized architecture tailored to real-time constraints. Through these contributions, UL-UNAS not only surpasses SOTA ultra-lightweight models but also demonstrates competitive results against more resource-intensive baseline models, making it a robust solution for real-time SE applications.

7. Acknowledgement

This work was supported by the National Nature Science Foundation of China (Grant No. 12274221) and the AI & AI for Science Project of Nanjing University.

References

- Agostinelli, F., Hoffman, M.D., Sadowski, P., Baldi, P., 2014. Learning activation functions to improve deep neural networks. arXiv: Neural and Evolutionary Computing URL: <https://api.semanticscholar.org/CorpusID:7179166>.
- Braun, S., Gamper, H., Reddy, C.K.A., Tashev, I., 2021. Towards efficient models for real-time deep noise suppression, in: IEEE International Conference on Acoustics, Speech and Signal Processing, ICASSP 2021, Toronto, ON, Canada, June 6-11, 2021, IEEE. pp. 656–660. doi:[10.1109/ICASSP39728.2021.9413580](https://doi.org/10.1109/ICASSP39728.2021.9413580).
- Chen, H., Wang, Y., Guo, J., Tao, D., 2023. Vanillanet: the power of minimalism in deep learning, in: Advances in Neural Information Processing Systems 36: Annual Conference on Neural Information Processing Systems 2023, NeurIPS 2023.
- Choi, H., Park, S., Lee, J.H., Heo, H., Jeon, D., Lee, K., 2021. Real-time denoising and dereverberation with tiny recurrent u-net, in: IEEE International Conference on Acoustics, Speech and Signal Processing, ICASSP 2021, Toronto, ON, Canada, June 6-11, 2021, IEEE. pp. 5789–5793. doi:[10.1109/ICASSP39728.2021.9414852](https://doi.org/10.1109/ICASSP39728.2021.9414852).
- Elsken, T., Metzen, J.H., Hutter, F., 2019. Neural architecture search: A survey. *Journal of Machine Learning Research* 20, 1–21.
- Erdogan, H., Hershey, J.R., Watanabe, S., Roux, J.L., 2015. Phase-sensitive and recognition-boosted speech separation using deep recurrent neural networks, in: 2015 IEEE International Conference on Acoustics, Speech and Signal Processing, ICASSP 2015, South Brisbane, Queensland, Australia, April 19-24, 2015, IEEE. pp. 708–712. doi:[10.1109/ICASSP.2015.7178061](https://doi.org/10.1109/ICASSP.2015.7178061).
- Fan, C., Zhang, H., Li, A., Xiang, W., Zheng, C., Lv, Z., Wu, X., 2023. Compnet: Complementary network for single-channel speech enhancement. *Neural Networks* 168, 508–517. URL: <https://www.sciencedirect.com/science/article/pii/S089360802300535X>, doi:<https://doi.org/10.1016/j.neunet.2023.09.041>.
- Fedorov, I., Stamenovic, M., Jensen, C., Yang, L., Mandell, A., Gan, Y., Mattina, M., Whatmough, P.N., 2020. Tinytstms: Efficient neural speech enhancement for hearing aids, in: Interspeech 2020, ISCA. pp. 4054–4058. doi:[10.21437/Interspeech.2020-1864](https://doi.org/10.21437/Interspeech.2020-1864).
- Guo, T., Wen, C., Jiang, D., Luo, N., Zhang, R., Zhao, S., Li, W., Gong, C., Zou, W., Han, K., Li, X., 2021. Didispeech: A large scale mandarin speech corpus, in: IEEE International Conference on Acoustics, Speech and Signal Processing, ICASSP 2021, Toronto, ON, Canada, June 6-11, 2021, IEEE. pp. 6968–6972. doi:[10.1109/ICASSP39728.2021.9414423](https://doi.org/10.1109/ICASSP39728.2021.9414423).
- Han, K., Wang, Y., Guo, J., Wu, E., 2024. Parameternet: Parameters are all you need for large-scale visual pretraining of mobile networks, in: Proceedings of the IEEE/CVF Conference on Computer Vision and Pattern Recognition, pp. 15751–15761.
- Han, K., Wang, Y., Tian, Q., Guo, J., Xu, C., Xu, C., 2020. Ghostnet: More features from cheap operations, in: 2020 IEEE/CVF Conference on Computer Vision and Pattern Recognition, CVPR 2020, Seattle, WA, USA, June 13-19, 2020, IEEE. pp. 1577–1586. doi:[10.1109/CVPR42600.2020.00165](https://doi.org/10.1109/CVPR42600.2020.00165).
- Hao, X., Li, X., 2022. Fast fullsubnet: Accelerate full-band and sub-band fusion model for single-channel speech enhancement. ArXiv preprint [abs/2212.09019](https://arxiv.org/abs/2212.09019).
- Hao, X., Su, X., Horaud, R., Li, X., 2021. Fullsubnet: A full-band and sub-band fusion model for real-time single-channel speech enhancement, in: IEEE International Conference on Acoustics, Speech and Signal Processing, ICASSP 2021, Toronto, ON, Canada, June 6-11, 2021, IEEE. pp. 6633–6637. doi:[10.1109/ICASSP39728.2021.9414177](https://doi.org/10.1109/ICASSP39728.2021.9414177).
- He, K., Zhang, X., Ren, S., Sun, J., 2015. Delving deep into rectifiers: Surpassing human-level performance on imagenet classification, in: 2015 IEEE International Conference on Computer Vision, ICCV 2015, Santiago, Chile, December 7-13, 2015, IEEE Computer Society. pp. 1026–1034. doi:[10.1109/ICCV.2015.123](https://doi.org/10.1109/ICCV.2015.123).
- Howard, A., Pang, R., Adam, H., Le, Q.V., Sandler, M., Chen, B., Wang, W., Chen, L., Tan, M., Chu, G., Vasudevan, V., Zhu, Y., 2019. Searching for mobilenetv3, in: 2019 IEEE/CVF International Conference on Computer Vision, ICCV 2019, IEEE. pp. 1314–1324. doi:[10.1109/TCCV.2019.00140](https://doi.org/10.1109/TCCV.2019.00140).
- Howard, A.G., 2017. Mobilenets: Efficient convolutional neural networks for mobile vision applications. ArXiv preprint [abs/1704.04861](https://arxiv.org/abs/1704.04861).
- Hu, J., Shen, L., Sun, G., 2018. Squeeze-and-excitation networks, in: 2018 IEEE Conference on Computer Vision and Pattern Recognition, CVPR 2018, Salt Lake City, UT, USA, June 18-22, 2018, IEEE Computer Society. pp. 7132–7141. doi:[10.1109/CVPR.2018.00745](https://doi.org/10.1109/CVPR.2018.00745).
- Hu, Y., Liu, Y., Lv, S., Xing, M., Zhang, S., Fu, Y., Wu, J., Zhang, B., Xie, L., 2020. DCCRN: deep complex convolution recurrent network for phase-aware speech enhancement, in: Interspeech, ISCA. pp. 2472–2476. doi:[10.21437/Interspeech.2020-2537](https://doi.org/10.21437/Interspeech.2020-2537).
- Jensen, J., Taal, C.H., 2016. An algorithm for predicting the intelligibility of speech masked by modulated noise maskers. *IEEE/ACM Transactions on Audio, Speech, and Language Processing* 24, 2009–2022.
- Kingma, D.P., Ba, J., 2015. Adam: A method for stochastic optimization, in: ICLR 2015.
- Le, X., Chen, H., Chen, K., Lu, J., 2021. DPCRN: dual-path convolution recurrent network for single channel speech enhancement, in: Interspeech 2021, ISCA. pp. 2811–2815. doi:[10.21437/Interspeech.2021-296](https://doi.org/10.21437/Interspeech.2021-296).
- Le, X., Lei, T., Chen, K., Lu, J., 2022. Inference skipping for more efficient real-time speech enhancement with parallel RNNs. *IEEE/ACM Transactions on Audio, Speech, and Language Processing* 30, 2411–2421.
- Le, X., Lei, T., Chen, L., Guo, Y., He, C., Chen, C., Xia, X., Gao, H., Xiao, Y., Ding, P., Song, S., Lu, J., 2023. Harmonic enhancement using learnable comb filter for light-weight full-band speech enhancement model, in: Interspeech 2023, ISCA. pp. 3894–3898. doi:[10.21437/INTERSPEECH.2023-186](https://doi.org/10.21437/INTERSPEECH.2023-186).
- Lee, J.H., Chang, J.H., Yang, J.M., Moon, H.G., 2022. Nas-tasnet: Neural architecture search for time-domain speech separation. *IEEE Access* 10, 56031–56043.
- Li, A., Zheng, C., Zhang, L., Li, X., 2022. Glance and gaze: A collaborative learning framework for single-channel speech enhancement. *Applied Acoustics* 187, 108499.
- Luo, Y., Chen, Z., Yoshioka, T., 2020. Dual-path RNN: efficient long sequence modeling for time-domain single-channel speech separation, in: 2020 IEEE International Conference on Acoustics, Speech and Signal Processing, ICASSP 2020, Barcelona, Spain, May 4-8, 2020, IEEE. pp. 46–50. doi:[10.1109/ICASSP40776.2020.9054266](https://doi.org/10.1109/ICASSP40776.2020.9054266).
- Luo, Y., Mesgarani, N., 2019. Conv-tasnet: Surpassing ideal time-frequency magnitude masking for speech separation. *IEEE/ACM transactions on audio, speech, and language processing* 27, 1256–1266.
- Ma, N., Zhang, X., Zheng, H.T., Sun, J., 2018. Shufflenet v2: Practical guidelines for efficient cnn architecture design, in: Proceedings of the European conference on computer vision (ECCV), pp. 116–131.
- Ma, X., Dai, X., Bai, Y., Wang, Y., Fu, Y., 2024. Rewrite the stars, in: Proceedings of the IEEE/CVF Conference on Computer Vision and Pattern Recognition, pp. 5694–5703.

- Maas, A.L., Hannun, A.Y., Ng, A.Y., et al., 2013. Rectifier nonlinearities improve neural network acoustic models, in: Proc. icml, Atlanta, GA. p. 3.
- Mack, W., Habets, E.A., 2019. Deep filtering: Signal extraction and reconstruction using complex time-frequency filters. *IEEE Signal Processing Letters* 27, 61–65.
- Maier, A., 2022. Deepfilternet2: Towards real-time speech enhancement on embedded devices for full-band audio, in: 2022 International Workshop on Acoustic Signal Enhancement (IWAENC), IEEE. pp. 1–5.
- Nair, V., Hinton, G.E., 2010. Rectified linear units improve restricted boltzmann machines, in: Proceedings of the 27th International Conference on Machine Learning (ICML-10), June 21–24, 2010, Haifa, Israel, Omnipress. pp. 807–814.
- Narayanan, A., Wang, D., 2013. Ideal ratio mask estimation using deep neural networks for robust speech recognition, in: 2013 IEEE international conference on acoustics, speech and signal processing, IEEE. pp. 7092–7096.
- Pandey, A., Wang, D., 2019. TCNN: temporal convolutional neural network for real-time speech enhancement in the time domain, in: IEEE International Conference on Acoustics, Speech and Signal Processing, ICASSP 2019, Brighton, United Kingdom, May 12–17, 2019, IEEE. pp. 6875–6879. doi:10.1109/ICASSP.2019.8683634.
- Recommendation, I.T., 2001. Perceptual evaluation of speech quality (pesq): An objective method for end-to-end speech quality assessment of narrow-band telephone networks and speech codecs. Rec. ITU-T P. 862.
- Reddy, C.K.A., Dubey, H., Koishida, K., Nair, A.A., Gopal, V., Cutler, R., Braun, S., Gamper, H., Aichner, R., Srinivasan, S., 2021a. INTERSPEECH 2021 deep noise suppression challenge, in: Interspeech 2021, ISCA. pp. 2796–2800. doi:10.21437/Interspeech.2021-1609.
- Reddy, C.K.A., Gopal, V., Cutler, R., 2021b. Dnsmos: A non-intrusive perceptual objective speech quality metric to evaluate noise suppressors, in: IEEE International Conference on Acoustics, Speech and Signal Processing, ICASSP 2021, Toronto, ON, Canada, June 6–11, 2021, IEEE. pp. 6493–6497. doi:10.1109/ICASSP39728.2021.9414878.
- Reddy, C.K.A., Gopal, V., Cutler, R., 2022. Dnsmos P.835: A non-intrusive perceptual objective speech quality metric to evaluate noise suppressors, in: IEEE International Conference on Acoustics, Speech and Signal Processing, ICASSP 2022, Virtual and Singapore, 23–27 May 2022, IEEE. pp. 886–890. doi:10.1109/ICASSP43922.2022.9746108.
- Rong, X., Sun, T., Zhang, X., Hu, Y., Zhu, C., Lu, J., 2024. Gtcn: A speech enhancement model requiring ultralow computational resources, in: ICASSP 2024 - 2024 IEEE International Conference on Acoustics, Speech and Signal Processing (ICASSP), pp. 971–975. doi:10.1109/ICASSP48485.2024.10448310.
- Roux, J.L., Wisdom, S., Erdogan, H., Hershey, J.R., 2019. SDR - half-baked or well done?, in: IEEE International Conference on Acoustics, Speech and Signal Processing, ICASSP 2019, Brighton, United Kingdom, May 12–17, 2019, IEEE. pp. 626–630. doi:10.1109/ICASSP.2019.8683855.
- Sandler, M., Howard, A.G., Zhu, M., Zhmoginov, A., Chen, L., 2018. Mobilenetv2: Inverted residuals and linear bottlenecks, in: 2018 IEEE Conference on Computer Vision and Pattern Recognition, CVPR 2018, Salt Lake City, UT, USA, June 18–22, 2018, IEEE Computer Society. pp. 4510–4520. doi:10.1109/CVPR.2018.00474.
- Schröter, H., Escalante-B., A.N., Rosenkranz, T., Maier, A., 2022. Deepfilternet: A low complexity speech enhancement framework for full-band audio based on deep filtering, in: IEEE International Conference on Acoustics, Speech and Signal Processing, ICASSP 2022, Virtual and Singapore, 23–27 May 2022, IEEE. pp. 7407–7411. doi:10.1109/ICASSP43922.2022.9747055.
- Schulman, J., Wolski, F., Dhariwal, P., Radford, A., Klimov, O., 2017. Proximal policy optimization algorithms. ArXiv preprint abs/1707.06347.
- Stamenovic, M., Westhausen, N.L., Yang, L.C., Jensen, C., Pawlicki, A., 2021. Weight, block or unit? exploring sparsity tradeoffs for speech enhancement on tiny neural accelerators. ArXiv preprint abs/2111.02351.
- Tan, K., Wang, D., 2018. A convolutional recurrent neural network for real-time speech enhancement, in: Interspeech 2018, ISCA. pp. 3229–3233. doi:10.21437/Interspeech.2018-1405.
- Tan, K., Wang, D., 2019. Learning complex spectral mapping with gated convolutional recurrent networks for monaural speech enhancement. *IEEE/ACM Transactions on Audio, Speech, and Language Processing* 28, 380–390.
- Tan, K., Wang, D., 2021. Towards model compression for deep learning based speech enhancement. *IEEE/ACM transactions on audio, speech, and language processing* 29, 1785–1794.
- Tan, M., Chen, B., Pang, R., Vasudevan, V., Sandler, M., Howard, A., Le, Q.V., 2019. Mnasnet: Platform-aware neural architecture search for mobile, in: IEEE Conference on Computer Vision and Pattern Recognition, CVPR 2019, Long Beach, CA, USA, June 16–20, 2019, Computer Vision Foundation / IEEE. pp. 2820–2828. doi:10.1109/CVPR.2019.00293.
- Tan, M., Le, Q.V., 2019. Efficientnet: Rethinking model scaling for convolutional neural networks, in: Proceedings of the 36th International Conference on Machine Learning, ICML 2019, 9–15 June 2019, Long Beach, California, USA, PMLR. pp. 6105–6114.
- Vafeiadis, A., van de Waterlaet, N., Castel, C., Defraene, B., Daalderop, G., Vogel, S., Macours, C., 2024. Ultra-low memory speech denoising using quantization-aware neural architecture search, in: 2024 IEEE 34th International Workshop on Machine Learning for Signal Processing (MLSP), IEEE. pp. 1–6.
- Valentini-Botinhao, C., Wang, X., Takaki, S., Yamagishi, J., 2016. Investigating RNN-based speech enhancement methods for noise-robust Text-to-Speech., in: SSW, pp. 146–152.
- Valin, J., Isik, U., Phansalkar, N., Giri, R., Helwani, K., Krishnaswamy, A., 2020. A perceptually-motivated approach for low-complexity, real-time enhancement of fullband speech, in: Interspeech 2020, ISCA. pp. 2482–2486. doi:10.21437/Interspeech.2020-2730.
- Valin, J.M., 2018. A hybrid DSP/deep learning approach to real-time full-band speech enhancement, in: 2018 IEEE 20th international workshop on multimedia signal processing (MMSP), IEEE. pp. 1–5.
- Vasu, P.K.A., Gabriel, J., Zhu, J., Tuzel, O., Ranjan, A., 2023. Mobileone: An improved one millisecond mobile backbone, in: IEEE/CVF Conference on Computer Vision and Pattern Recognition, CVPR 2023, Vancouver, BC, Canada, June 17–24, 2023, IEEE. pp. 7907–7917. doi:10.1109/CVPR52729.2023.00764.
- Wang, H., Wang, D., 2022. Neural cascade architecture with triple-domain loss for speech enhancement. *IEEE/ACM Transactions on Audio, Speech, and Language Processing* 30, 734–743. doi:10.1109/TASLP.2021.3138716.
- Wang, K., He, B., Zhu, W., 2021. TSTNN: two-stage transformer based neural network for speech enhancement in the time domain, in: IEEE International Conference on Acoustics, Speech and Signal Processing, ICASSP 2021, Toronto, ON, Canada, June 6–11, 2021, IEEE. pp. 7098–7102. doi:10.1109/ICASSP39728.2021.9413740.
- Wang, Z.Q., Cornell, S., Choi, S., Lee, Y., et al., 2023. Tf-gridnet: Integrating full-and sub-band modeling for speech separation. *IEEE/ACM Transactions on Audio, Speech, and Language Processing*.
- Williamson, D.S., Wang, Y., Wang, D., 2015. Complex ratio masking for monaural speech separation. *IEEE/ACM transactions on audio, speech, and language processing* 24, 483–492.
- Woo, S., Park, J., Lee, J.Y., Kweon, I.S., 2018. Cbam: Convolutional block attention module, in: Proceedings of the European conference on computer vision (ECCV), pp. 3–19.
- Yan, H., Zhang, J., Fan, C., Zhou, Y., Liu, P., 2024. Lisenet: Lightweight sub-band and dual-path modeling for real-time speech enhancement. ArXiv preprint abs/2409.13285.
- Yang, L., Liu, W., Meng, R., Lee, G., Baek, S., Moon, H.G., 2024. Fspen: an ultra-lightweight network for real time speech enhancement, in: ICASSP 2024-2024 IEEE International Conference on Acoustics, Speech and Signal Processing (ICASSP), IEEE. pp. 10671–10675.
- Yin, D., Luo, C., Xiong, Z., Zeng, W., 2020. PHASEN: A phase-and-harmonics-aware speech enhancement network, in: The Thirty-Fourth AAAI Conference on Artificial Intelligence, AAAI 2020, The Thirty-Second Innovative Applications of Artificial Intelligence Conference, IAAI 2020, The Tenth AAAI Symposium on Educational Advances in Artificial Intelligence, EAAI 2020, New York, NY, USA, February 7–12, 2020, AAAI Press. pp. 9458–9465.
- Yu, J., Luo, Y., 2023. Efficient monaural speech enhancement with universal sample rate band-split RNN, in: IEEE International Conference on Acoustics, Speech and Signal Processing ICASSP 2023, Rhodes Island, Greece, June 4–10, 2023, IEEE. pp. 1–5. doi:10.1109/ICASSP49357.2023.10096020.
- Zhang, Q., Qian, X., Ni, Z., Nicolson, A., Ambikairajah, E., Li, H., 2022. A time-frequency attention module for neural speech enhancement. *IEEE/ACM Transactions on Audio, Speech, and Language Processing* 31, 462–475.
- Zhang, W., Saijo, K., Jung, J.w., Li, C., Watanabe, S., Qian, Y., 2024. Beyond performance plateaus: A comprehensive study on scalability in speech

enhancement. ArXiv preprint [abs/2406.04269](https://arxiv.org/abs/2406.04269).

Zhang, X., Zhou, X., Lin, M., Sun, J., 2018. Shufflenet: An extremely efficient convolutional neural network for mobile devices, in: 2018 IEEE Conference on Computer Vision and Pattern Recognition, CVPR 2018, Salt Lake City, UT, USA, June 18-22, 2018, IEEE Computer Society. pp. 6848–6856. doi:[10.1109/CVPR.2018.00716](https://doi.org/10.1109/CVPR.2018.00716).

Zoph, B., Vasudevan, V., Shlens, J., Le, Q.V., 2018. Learning transferable architectures for scalable image recognition, in: 2018 IEEE Conference on Computer Vision and Pattern Recognition, CVPR 2018, Salt Lake City, UT, USA, June 18-22, 2018, IEEE Computer Society. pp. 8697–8710. doi:[10.1109/CVPR.2018.00907](https://doi.org/10.1109/CVPR.2018.00907).