

Super heavy dark matter origin of the PeV neutrino event: KM3-230213A

Kazunori Kohri^{1,2,3,*}, Partha Kumar Paul^{4,†} and Narendra Sahu^{4,‡}¹*Division of Science, National Astronomical Observatory of Japan (NAOJ),
and SOKENDAI, 2-21-1 Osawa, Mitaka, Tokyo 181-8588, Japan*²*Theory Center, IPNS, and QUP (WPI), KEK, 1-1 Oho, Tsukuba, Ibaraki 305-0801, Japan*³*Kavli IPMU (WPI), UTIAS, The University of Tokyo, Kashiwa, Chiba 277-8583, Japan*⁴*Department of Physics, Indian Institute of Technology Hyderabad, Kandi, Sangareddy, Telangana-502285, India.*

(Dated: August 26, 2025)

The recent observation of the ultrahigh-energy neutrino event KM3-230213A by the KM3NeT experiment offers a compelling avenue to explore physics beyond the Standard Model (SM). In this paper, we explore a simplest possibility that this event originates from the decay of a super-heavy dark matter (SHDM). We consider a minimal scenario where the SHDM decays to neutrino and SM Higgs. We derive constraints on the DM lifetime as a function of DM mass, ensuring consistency with IceCube, Auger upper limits, and the observed KM3-230213A event, along with the gamma-ray constraints. We find that KM3-230213A gives stringent constraint on the DM mass ranging from 1.5×10^8 GeV to 5.2×10^9 GeV with lifetime in the range: 1.42×10^{30} s to 5.4×10^{29} s. Remarkably, in our SHDM scenario, the apparent tension between the KM3NeT observation and the nonobservation of this event by IceCube and Auger can be reduced to below 1.2σ . Our results are applicable to any neutrinophilic SHDM models while evading gamma-ray constraints.

Introduction. The KM3NeT Collaboration recently reported the detection of an exceptionally high-energy neutrino event, designated as KM3-230213A, with an energy of 220^{+570}_{-100} PeV [1]. The reported flux at 3σ confidence level is given to be $[0.02 - 47.7] \times 10^{-8}$ GeVcm $^{-2}$ s $^{-1}$ sr $^{-1}$. This makes it nearly two orders of magnitude more energetic than the most extreme neutrino previously detected by the IceCube experiment [2, 3]. Understanding the origin of such an ultrahigh energetic (UHE) neutrino is of great interest, as it could provide new insights into fundamental physics and astrophysical processes. The reported high-energy neutrino event challenges a simple diffuse astrophysical power-law explanation. A flux compatible with this detection leads to a $2.5 - 3\sigma$ tension [1, 4] with the null results from IceCube and Auger. Although conventional astrophysical explanations consider galactic, extragalactic, and cosmogenic sources, an alternative and intriguing possibility is that KM3-230213A originated from the decay of a super-heavy dark matter (SHDM). In this scenario, the neutrino flux depends on the dark matter mass and lifetime, and can account for the KM3NeT event while remaining consistent with the nonobservations in IceCube and Auger, thus reducing the tension inherent in the power-law interpretation. In this case, an extremely long-lived DM particle with a mass in the PeV–EeV range or beyond decays into high-energy neutrinos. This could happen through various theoretical frameworks, such as DM coupled to neutrinos via a feeble interaction or scenarios involving higher-dimensional operators that allow suppressed but nonzero decay rates. See, e.g. [5–14] where the IceCube neutrino signal is explained via the decay of a SHDM. KM3-230213A has

already attracted some attentions in the community. See for instance [15–23].

In this paper, we consider a simple scenario where the SHDM decays exclusively into neutrino (ν) and SM Higgs (h). This can be realized within a minimal extension of the type-I seesaw model [24–28] featuring a singlet scalar, S , and a singlet fermion χ representing the DM. These two particles are odd under a Z_2 symmetry, whereas all other particles are even. When the scalar S obtains a vacuum expectation value (vev), χ mixes with the RHN, N , and decays to ν and h . The mixing angle is highly suppressed, ensuring a sufficiently long DM lifetime consistent with the observed high-energy neutrino event. Gamma-ray constraints can typically impose strong limits on such decays. However, the gamma-ray flux remains well below current observational bounds in our scenario. Additionally, the spontaneous breaking of Z_2 symmetry leads to the formation of domain walls. The disappearance of the DWs can give rise to stochastic gravitational waves (GW)[29–35], which could be detectable in future experiments[36–49]. Our main result is summarized in Fig. 2, which we discuss in detail throughout the paper. It has to be noted that our derived lower limit on the lifetime of the SHDM can be applied to any neutrinophilic DM models.

Neutrino and gamma ray fluxes. We first calculate the galactic and extragalactic neutrino and gamma ray fluxes from a decaying DM in a model-independent way. Then we discuss a simplest model for realization.

Galactic component. As the neutrinos can travel through the galaxy without obstruction, their energy spectrum remains nearly unchanged from the source to the detection point. The differential neutrino (gamma ray) flux per energy per unit solid angle from a decaying DM within an observational volume can be expressed in terms of the

* kazunori.kohri@gmail.com

† ph22resch11012@iith.ac.in

‡ nsahu@phy.iith.ac.in

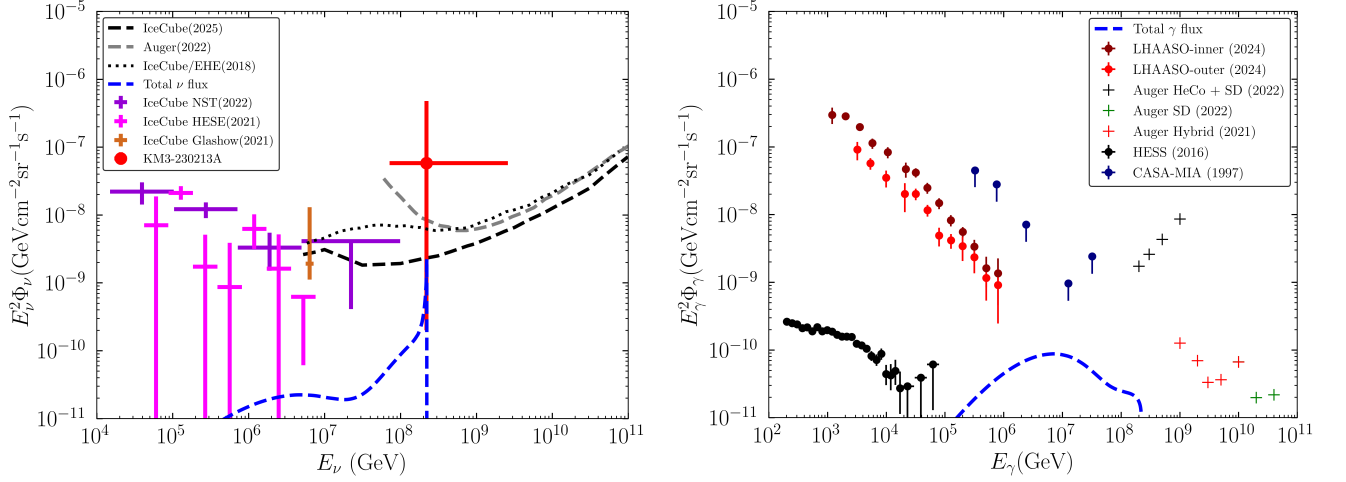


FIG. 1. [Left]: blue dashed line represents the neutrino flux as a function of energy of the neutrinos for $M_{\text{DM}} = 4.5 \times 10^8$ GeV, $\tau_{\text{DM}} = 1.2 \times 10^{30}$ s, and red point represent the KM3-230213A event[1]. The magenta and pink crosses represent the IceCube single-power-law fits, NST [50] and HESE[3]. The orange cross corresponds to the IceCube Glashow resonance event[51]. The black dotted line corresponds to IceCube-EHE[52]. The black dashed line corresponds to 12.6 years of IceCube data [53], and the Auger[54] upper limit is shown with a gray dashed line. [Right]: gamma ray flux from the decay of a DM with mass $M_{\text{DM}} = 4.5 \times 10^8$ GeV, and lifetime $\tau_{\text{DM}} = 1.2 \times 10^{30}$ s is shown with the dashed blue line. Datas from HESS[55], CASA-MIA[56], LHAASO-inner[57] and LHAASO-outer[57] are shown with black, dark blue, dark red, and red colored points, respectively. Auger [58] limits are shown with cross. The channel for gamma-ray flux used here is $\chi \rightarrow \nu h$.

DM lifetime, τ_{DM} , as [59–61]

$$\frac{d^2 \Phi_{\nu(\gamma)}^{\text{G}}}{dE_{\nu(\gamma)} d\Omega} = \frac{1}{\tau_{\text{DM}}} \frac{\mathcal{D}}{4\pi M_{\text{DM}}} \frac{dN_{\nu(\gamma)}}{dE_{\nu(\gamma)}}, \quad (1)$$

where M_{DM} is the mass of DM, $dN_{\nu(\gamma)}/dE_{\nu(\gamma)}$ is the neutrino (gamma ray) energy spectrum, and the \mathcal{D} -factor is given as:

$$\mathcal{D} = \frac{1}{\Delta\Omega} \int_{\Delta\Omega} d\Omega \int_0^{s_{\text{max}}} ds \rho(\sqrt{R_{\text{sc}}^2 - 2sR_{\text{sc}} \cos\psi + s^2}),$$

where $\Delta\Omega$ is the angular region of observation, (b, l) are galactic coordinates, $d\Omega = \cos b \, db \, dl$, $\Delta\Omega = \int_l \int_b d\Omega$, $\cos\psi = \cos b \cos l$, $R_{\text{sc}} = 8.5$ kpc is the distance from the Solar System to the Galactic Center, $s_{\text{max}} = \sqrt{R_{\text{MW}}^2 - \sin^2\psi R_{\text{sc}}^2 + R_{\text{sc}} \cos\psi}$, $R_{\text{MW}} = 40$ kpc is the size of the Milky Way, and $\rho(r)$ is the DM density in the Milky Way given as

$$\rho(r) = \frac{\rho_0}{\left(\frac{r}{r_s}\right)^\gamma \left[1 + \left(\frac{r}{r_s}\right)^\alpha\right]^{(\beta-\gamma)/\alpha}}, \quad (3)$$

where α, β , and γ are slope parameters, r_s is the scale radius, and r is the distance to Earth from the DM decay point. For the NFW profile, we fix $\alpha = 1, \beta = 3, \gamma = 1$, $r_s = 20$ kpc, $R_{\text{sc}} = 8.5$ kpc, $\rho(R_{\text{sc}}) = 0.3$ GeVcm $^{-3}$ [59–61].

Extragalactic component. The isotropic extragalactic neutrino (gamma ray) flux resulting from the decay of

a SHDM particle with mass M_{DM} and lifetime τ_{DM} is given by

$$\frac{d\Phi_{\nu(\gamma)}^{\text{EG}}}{dE} = \frac{1}{4\pi M_{\text{DM}} \tau_{\text{DM}}} \int_0^\infty \frac{\rho_0 c/H_0}{\sqrt{\Omega_m(1+z)^3 + \Omega_\Lambda}} \frac{1}{(1+z)^2} \times \frac{dN_{\nu(\gamma)}}{dE_{\nu(\gamma)}} dz, \quad (4)$$

where $\rho_0 = 1.15 \times 10^{-6}$ GeVcm $^{-3}$ is the average cosmological DM density at the present epoch, $c/H_0 = 1.37 \times 10^{28}$ cm is the proper radius of the Hubble sphere (Hubble radius), $\Omega_m = 0.315, \Omega_\Lambda = 0.685$ [62] are contributions of matter and vacuum energy to the total energy density of the Universe, respectively, and z is the redshift. The total flux per unit solid angle is then obtained by summing both galactic and extragalactic sources as

$$\Phi_{\nu(\gamma)} \equiv \frac{d^2 \Phi_{\nu(\gamma)}^{\text{G}}}{dE_{\nu(\gamma)} d\Omega} + \frac{1}{4\pi} \frac{d\Phi_{\nu(\gamma)}^{\text{EG}}}{dE_{\nu(\gamma)}} \quad (5)$$

Minimal model for dark matter. We extend the minimal type-I seesaw model with a singlet scalar S and a singlet fermion χ (representing the DM) that are odd under a Z_2 symmetry. The relevant Lagrangian can be written as

$$\mathcal{L}_{\text{seesaw+DM}} = -\frac{M_N}{2} \bar{N}^c N - y_{NL} \bar{L} \tilde{H} N - \frac{M_\chi}{2} \bar{\chi}^c \chi - y_{N\chi} \bar{N} S \chi + \text{h.c.}, \quad (6)$$

where N is the right-handed neutrino, L is the lepton doublet and $H = (0 \ \frac{h+v}{\sqrt{2}})^T$ is the Higgs doublet. We suppress the generation indices for simplicity. Once S gets a vacuum expectation value (vev), v_S , $N-\chi$ mixing occurs. Assuming the mixing angle is θ , the two mass eigenstates: χ_1, χ_2 can be given as

$$\chi_1 = N \cos \theta + \chi \sin \theta, \quad \chi_2 = -N \sin \theta + \chi \cos \theta, \quad (7)$$

where the mixing angle is given by $\sin \theta \simeq \frac{y_{N\chi} v_S}{\sqrt{2}(M_N - M_\chi)}$. Here, χ_2 is dominantly the DM, which decays to ν, h with a suppressed mixing angle $\sin \theta$ and can explain the observed neutrino flux measured by KM3NeT[1]. On the other hand, χ_1 is dominantly the RHN, which can explain the nonzero mass of SM neutrinos via the type-I seesaw mechanism.

Neutrino and gamma ray fluxes from SHDM decay. The DM can decay to neutrino via mixing with RHN, N . The decay mode is $\chi \rightarrow \nu h^1$. The nonobservation of such a high-energy neutrino event like KM3-230213A by IceCube [53] sets the upper limit on the UHE neutrino flux. We used the IceCube limit to constrain the DM lifetime, which is consistent with the observed flux by KM3NeT. The reconstructed direction of the event is right ascension (RA) = 94.3° and declination (Dec) = -7.8°, with a 99% containment angular uncertainty of 3°. The SHDM decay predicts a neutrino flux that is expected to come from all directions, and we average over the angular region of observation. Thus, the signal does not exhibit a strong intrinsic directional preference, and the observed event's location is consistent with a random occurrence within the expected distribution from dark matter decay across the Galactic halo profile. We now calculate the neutrino flux using Eq.(5) for DM mass of 4.5×10^8 GeV, as shown in the *left* panel of Fig 1. We see that the flux fitted the observation of KM3NeT for a lifetime of 1.2×10^{30} s. This gives a lower bound on the DM lifetime for a DM mass of $M_{\text{DM}} = 4.5 \times 10^8$ GeV as $\tau_{\text{DM}} > 1.2 \times 10^{30}$ s.

We note that γ rays can be produced through the same decay channel: $\chi \rightarrow \nu h$, as the Higgs boson can subsequently decay into two photons. However, the branching fraction for $h \rightarrow 2\gamma$ is $\mathcal{O}(10^{-3})$ and remain suppressed. On the other hand, Higgs can decay to SM charged fermions, which can also produce γ rays through cascade processes. Therefore, in our setup, the gamma-ray flux from the DM decay is highly suppressed in comparison to the neutrino flux. Nevertheless, we

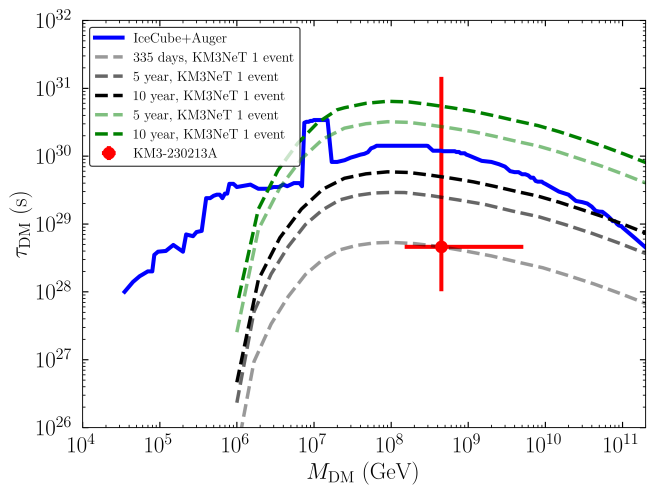


FIG. 2. Lower limit on the DM lifetime as a function of DM mass for NFW DM halo profiles assuming DM decays to νh . The blue line represents the derived limit considering IceCube and Auger neutrino fluxes. The red cross represents the KM3-230213A event observed by the KM3NeT collaboration in the plane of $\tau_{\text{DM}} - M_{\text{DM}}$. These limits are consistent with the present gamma-ray flux bounds as shown in the *right* panel of Fig 1 for a value of DM mass $M_{\text{DM}} = 4.5 \times 10^8$ GeV with lifetime $\tau_{\text{DM}} = 1.2 \times 10^{30}$ s. The black dashed lines show KM3NeT sensitivity projections at 5 years and 10 years, based on the observation of 1 event, illustrating the potential constraints on the parameter space with continued observation along with the 335-day observation, considering 21 active strings. The green dashed lines correspond to the sensitivities for 5 years and 10 years, considering full construction of KM3NeT with 230 active strings.

use HESS[55], LHAASO-inner[57] (inner galaxy region $|b| < 5^\circ, 15^\circ < l < 125^\circ$), LHAASO-outer[57] (outer galaxy region $|b| < 5^\circ, 125^\circ < l < 235^\circ$), CASA-MIA[56], Auger [58] data to constrain the flux. We computed the gamma-ray flux for the DM mass 4.5×10^8 GeV with lifetime 1.2×10^{30} s and shown in the *right* panel of Fig 1. As expected, the flux remains well below the current constraints from LHAASO[57] and CASA-MIA[56].

We then scan the DM mass in the range from $10^4 - 2 \times 10^{11}$ GeV and calculate the lower limit on the lifetime of the DM. Using the limits on neutrino flux from IceCube, Auger, we show the lower limit on DM lifetime as a function of DM mass in Fig. 2. We find that the SHDM lifetime is much larger than the age of the Universe, ranging from $\tau_{\text{DM}} > 10^{28}$ s at $M_{\text{DM}} \sim 3.5 \times 10^4$ GeV to $\tau_{\text{DM}} > 4.5 \times 10^{28}$ s at $M_{\text{DM}} \sim 2 \times 10^{11}$ GeV. The KM3-230213A event gives stringent constraint on DM mass ranging from 1.5×10^8 GeV to 5.2×10^9 GeV with lifetime 1.42×10^{30} s to 5.4×10^{29} s. We present the projected sensitivities of KM3NeT for 5 years and 10 years of runtime, shown as black dashed lines in Fig. 2. All sensitivity curves are normalized to correspond to the detection of a single neutrino event, such that the region below each curve represents the parameter space where the expected

¹ The decay modes: $\{\chi \rightarrow l^\pm W^\mp, \chi \rightarrow \nu Z\}$, are also allowed where l^\pm is the charged lepton. However, these decay modes involve an additional suppression compared to $\chi \rightarrow \nu h$ due to the $N - \nu$ mixing. The $N - \nu$ mixing angle is $\sim 10^{-12}$ for the RHN mass of $M_N = 10^{14}$ GeV and $y_{NL} = 0.575$ (as discussed in the latter part of the paper). Thus, these channels will not be relevant in our analysis.

number of events exceeds one. The gray dashed line denotes the 335-day dataset, scaled to one event to match the central flux inferred from the KM3-230213A detection. At the time of this event, KM3NeT was operating with only 21 active detection strings [1], whereas the full detector will eventually include 230 strings. We account for this in the future projections by scaling the expected events by a factor of 230/21, resulting in the green dashed lines for 5 and 10 years of full-detector operation. If the KM3-230213A event indeed originated from the decay of SHDM, future KM3NeT data with increased exposure should reveal additional neutrino events with comparable energy. In contrast, the continued nonobservation of such events over a decade or more would place strong constraints on the parameter space favored by this interpretation, potentially ruling out SHDM as the source of the observed signal. Furthermore, the detection of similar high-energy neutrino events by other observatories such as IceCube or Auger would significantly strengthen the case for a SHDM origin.

To evaluate the compatibility of the KM3NeT neutrino event with the nonobservations reported by IceCube and Auger, we perform a joint likelihood analysis across all three experiments under the assumption that the event originates from the decay of SHDM, as detailed in the Appendix A. The expected flux depends on the dark matter mass M_{DM} , and lifetime τ_{DM} , enabling us to identify a parameter region where the flux is sufficient to explain the KM3NeT event without exceeding the expected number of events at IceCube and Auger. The combined test statistic (TS) reaches a minimum for $M_{\text{DM}} = 4.5 \times 10^8$ GeV and $\tau_{\text{DM}} = 3.1 \times 10^{29}$ s, representing the best-fit values. The value of lifetime 1.2×10^{30} s as shown in Fig 1 yields a combined tension of only 1.11σ . In contrast, a standard astrophysical power-law explanation assuming a common origin across the three experiments results in a significantly higher tension of $2.5 - 3\sigma$ [1, 4]. This result illustrates that the SHDM framework can effectively reconcile the apparent discrepancy between the observed event by KM3NeT and the null results by IceCube and Auger, thereby offering a competitive and testable new physics interpretation.

Stochastic gravitational waves from disappearing domain walls. When the scalar S acquires a vev, the Z_2 symmetry is spontaneously broken. A key consequence of this discrete symmetry breaking is the formation of domain walls (DWs), which arise due to the existence of distinct vacuum regions separated by energy barriers. The energy density of the DWs varies as a^{-1} , where a is the scale factor of expansion, whereas the energy densities of matter and radiation decrease as a^{-3} and a^{-4} , respectively. Thus, these DWs will soon overclose the Universe, which will contradict the present cosmological observations. However, they can be made unstable by introducing an explicit Z_2 -breaking term in the potential (say $\mu_b^3 S$). This induces a pressure difference across the walls,

causing them to collapse and release their energy in the form of stochastic gravitational waves [29–35]. Note that these domain walls must vanish before the big bang nucleosynthesis epoch so that light nuclei can be synthesized in the early Universe.

For a DM mass of $M_{\text{DM}} = 4.5 \times 10^8$ GeV, a lifetime of 1.2×10^{30} s implies $y_{NL} \sin \theta \sim 3.48 \times 10^{-31}$. Now, for an RHN mass of $M_N = 10^{14}$ GeV, to get the light neutrino mass to be $m_\nu \sim 0.1$ eV, the Yukawa coupling must be $y_{NL} = 0.575$. Thus, the mixing angle is 6.05×10^{-31} . For this set of parameters, we then get $y_{N\chi} v_S \sim 8.55 \times 10^{-17}$ GeV. Now, taking four different values of v_S , we compute the GW amplitude and show the spectrum in Fig. 3. The benchmark points are shown in Table I. We find that the gravitational wave frequencies spanning from nHz to kHz range can be produced from DW annihilation, which can be observed at various GW detectors such as BBO[36], CE[37], DECIGO[38], NANOGrav[39, 40], EPTA [41], PPTA [42], ET[43], GAIA[44], IPTA [45], LISA[46], SKA[47], THEIA[44], aLIGO [48], aVIRGO, μ ARES[49].

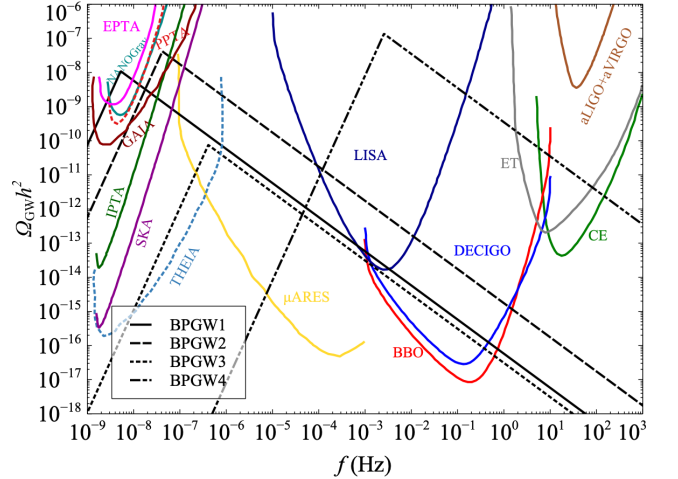


FIG. 3. Gravitational wave spectrum from annihilating domain walls for four benchmark points listed in Table I. Sensitivity curves of various gravitational wave experiments, BBO[36], CE[37], DECIGO[38], NANOGrav[39, 40], EPTA [41], PPTA [42], ET[43], GAIA[44], IPTA [45], LISA[46], SKA[47], THEIA[44], aLIGO [48], aVIRGO, μ ARES[49], are shown in different colors.

BPs	M_S (GeV)	v_S (GeV)	T_{ann} (GeV)	λ_S	σ (TeV^3)
BPGW1	1.47×10^5	9.73×10^5	0.22	1.14×10^{-2}	9.28×10^7
BPGW2	9.11×10^5	4.53×10^6	1.65	2.02×10^{-2}	1.25×10^{10}
BPGW3	1.23×10^6	8×10^6	16.03	8.75×10^{-3}	5.25×10^{10}
BPGW4	1.35×10^9	1.02×10^{10}	9.66×10^4	1.67×10^{-2}	9.31×10^{19}

TABLE I. Benchmark points for gravitational wave. Here M_S is the mass of S , λ_S is the quartic coupling of the scalar S , σ is the surface energy density or the tension of the DW defined as $\sigma \simeq 2/3 M_S v_S^2$, and T_{ann} is the temperature at which the DWs annihilate.

Conclusions and future directions. We explore the possibility that the recently observed high-energy neutrino event, KM3-230213A, reported by the KM3NeT collaboration, originates from the decay of super-heavy dark matter (SHDM). We consider an extension of the Standard Model that includes a right-handed neutrino (N), a singlet scalar (S), and a singlet fermion (χ), which serves as the DM candidate. The model is supplemented by a discrete Z_2 symmetry, under which S and χ are odd, while all other particles remain even. This Z_2 symmetry is spontaneously broken when S acquires a vacuum expectation value (vev), leading to a mixing between χ and N . Consequently, the DM can decay into neutrinos. We constrain the DM lifetime using IceCube’s upper limits, along with the KM3NeT observation of KM3-230213A. Given the large uncertainties in the observed flux, we find that the event can be explained while remaining consistent with IceCube’s upper bound for a DM mass of 4.5×10^8 GeV and a lifetime of 1.2×10^{30} s. We place limits on the lifetime of SHDM as a function of its mass. In our model, DM can also produce gamma rays. However, we find that current gamma-ray constraints are significantly weaker than the predicted flux for the same parameters that explain the KM3NeT observation, ensuring the viability of our framework. Furthermore, the breaking of the Z_2 symmetry leads to the formation of domain walls, whose subsequent collapse can generate a stochastic gravitational wave background. We estimated the expected GW spectrum and discussed its detectability in future observatories. The presence of such a GW signal would provide an independent probe of the model, offering a multimessenger approach to study SHDM through neutrinos, gamma rays, and gravitational waves.

If the reheating temperature (T_{RH}) of the Universe is less than the mass of the DM, the DM relic might be produced through the dilute plasma or some nonthermal processes. One of the typical scenarios would be that the DM relic can be directly produced by the inflaton (ϕ) decay. In this case, the abundance of the DM can be given by, e.g., $Y_{\text{DM}} = (3/4)\mathcal{B}r T_{\text{RH}}/M_\phi$ where M_ϕ is the mass of the inflation and $\mathcal{B}r$ is the branching fraction of ϕ decay to the DM.

The future observations from next-generation neutrino and ultrahigh-energy cosmic ray observatories such as IceCube-Gen2 [63], AugerPrime [64], and the expanded KM3NeT/ARCA [65] configuration are expected to significantly improve our understanding of SHDM and the origin of UHE particles. The current lack of events above tens of PeV in IceCube and Auger, along with the detection of only one event in KM3NeT, highlights the need for further investigation. Enhanced sensitivity, increased exposure, and multimessenger approaches will be essential to test the viability of the SHDM decay hypothesis.

Acknowledgments. K.K. is supported by KAKENHI Grant No. JP23KF0289, No. JP24H01825, and No. JP24K07027. P.K.P. would like to acknowledge the Ministry of Education, Government of India, for providing financial support for his research via the Prime Minister’s Research Fellowship (PMRF) scheme. The work of N.S. is supported by the Department of Atomic Energy Board of Research in Nuclear Sciences, Government of India (Ref. Number: 58/14/15/2021-BRNS/37220).

Data availability. The data that support the findings of this article are not publicly available. The data are available from the authors upon reasonable request.

-
- [1] S. Aiello *et al.* (KM3NeT), Observation of an ultra-high-energy cosmic neutrino with KM3NeT, *Nature* **638**, 376 (2025).
 - [2] M. G. Aartsen *et al.* (IceCube), Evidence for High-Energy Extraterrestrial Neutrinos at the IceCube Detector, *Science* **342**, 1242856 (2013), [arXiv:1311.5238 \[astro-ph.HE\]](#).
 - [3] R. Abbasi *et al.* (IceCube), The IceCube high-energy starting event sample: Description and flux characterization with 7.5 years of data, *Phys. Rev. D* **104**, 022002 (2021), [arXiv:2011.03545 \[astro-ph.HE\]](#).
 - [4] O. Adriani *et al.* (KM3NeT), The ultra-high-energy event KM3-230213A within the global neutrino landscape, (2025), [arXiv:2502.08173 \[astro-ph.HE\]](#).
 - [5] B. Feldstein, A. Kusenko, S. Matsumoto, and T. T. Yanagida, Neutrinos at IceCube from Heavy Decaying Dark Matter, *Phys. Rev. D* **88**, 015004 (2013), [arXiv:1303.7320 \[hep-ph\]](#).
 - [6] Y. Ema, R. Jinno, and T. Moroi, Cosmic-Ray Neutrinos from the Decay of Long-Lived Particle and the Recent IceCube Result, *Phys. Lett. B* **733**, 120 (2014), [arXiv:1312.3501 \[hep-ph\]](#).
 - [7] C. Rott, K. Kohri, and S. C. Park, Superheavy dark matter and IceCube neutrino signals: Bounds on decaying dark matter, *Phys. Rev. D* **92**, 023529 (2015), [arXiv:1408.4575 \[hep-ph\]](#).
 - [8] K. Murase, R. Laha, S. Ando, and M. Ahlers, Testing the Dark Matter Scenario for PeV Neutrinos Observed in IceCube, *Phys. Rev. Lett.* **115**, 071301 (2015), [arXiv:1503.04663 \[hep-ph\]](#).
 - [9] S. M. Boucenna, M. Chianese, G. Mangano, G. Miele, S. Morisi, O. Pisanti, and E. Vitagliano, Decaying Leptophilic Dark Matter at IceCube, *JCAP* **12**, 055, [arXiv:1507.01000 \[hep-ph\]](#).
 - [10] N. Hiroshima, R. Kitano, K. Kohri, and K. Murase, High-energy neutrinos from multibody decaying dark matter, *Phys. Rev. D* **97**, 023006 (2018), [arXiv:1705.04419 \[hep-ph\]](#).
 - [11] M. Chianese, D. F. G. Fiorillo, R. Hajjar, G. Miele, S. Morisi, and N. Saviano, Heavy decaying dark matter at future neutrino radio telescopes, *JCAP* **05**, 074, [arXiv:2103.03254 \[hep-ph\]](#).
 - [12] Q. Liu, N. Song, and A. C. Vincent, Constraints on Heavy Asymmetric and Symmetric Dark Matter from the

- Glashow Resonance, (2024), [arXiv:2406.14602 \[hep-ph\]](#).
- [13] B. Barman, A. Das, S. Jyoti Das, and M. Merchand, Hunting for heavy Z' with IceCube neutrinos and gravitational waves, (2025), [arXiv:2502.13217 \[hep-ph\]](#).
 - [14] S. Das, J. A. Carpio, and K. Murase, Probing superheavy dark matter through lunar radio observations of ultrahigh-energy neutrinos and the impacts of neutrino cascades, *Phys. Rev. D* **111**, 083007 (2025), [arXiv:2405.06382 \[hep-ph\]](#).
 - [15] K. Fang, F. Halzen, and D. Hooper, Cascaded Gamma-Ray Emission Associated with the KM3NeT Ultrahigh-energy Event KM3-230213A, *Astrophys. J. Lett.* **982**, L16 (2025), [arXiv:2502.09545 \[astro-ph.HE\]](#).
 - [16] P. Satunin, Ultra-high-energy event KM3-230213A constraints on Lorentz Invariance Violation in neutrino sector, (2025), [arXiv:2502.09548 \[hep-ph\]](#).
 - [17] T. A. Dzhatdov, The blazar PKS 0605-085 as the origin of the KM3-230213A ultra high energy neutrino event, (2025), [arXiv:2502.11434 \[astro-ph.HE\]](#).
 - [18] A. Neronov, F. Oikonomou, and D. Semikoz, KM3-230213A: An Ultra-High Energy Neutrino from a Year-Long Astrophysical Transient, (2025), [arXiv:2502.12986 \[astro-ph.HE\]](#).
 - [19] G. Amelino-Camelia, G. D'Amico, G. Fabiano, D. Frattillo, G. Gubitosi, A. Moia, and G. Rosati, On testing in-vacuo dispersion with the most energetic neutrinos: KM3-230213A case study, (2025), [arXiv:2502.13093 \[astro-ph.HE\]](#).
 - [20] Y.-M. Yang, X.-J. Lv, X.-J. Bi, and P.-F. Yin, Constraints on Lorentz invariance violation in neutrino sector from the ultra-high-energy event KM3-230213A, (2025), [arXiv:2502.18256 \[hep-ph\]](#).
 - [21] A. Boccia and F. Iocco, A strike of luck: could the KM3-230213A event be caused by an evaporating primordial black hole?, (2025), [arXiv:2502.19245 \[astro-ph.HE\]](#).
 - [22] V. Brdar and D. S. Chattopadhyay, Does the 220 PeV Event at KM3NeT Point to New Physics?, (2025), [arXiv:2502.21299 \[hep-ph\]](#).
 - [23] D. Borah, N. Das, N. Okada, and P. Sarmah, Possible origin of the KM3-230213A neutrino event from dark matter decay, (2025), [arXiv:2503.00097 \[hep-ph\]](#).
 - [24] P. Minkowski, $\mu \rightarrow e\gamma$ at a Rate of One Out of 10^9 Muon Decays?, *Phys. Lett. B* **67**, 421 (1977).
 - [25] P. R. M. Gell-Mann and R. Slansky, in *Supergravity* (P. van Nieuwenhuizen and D. Freedman, eds), (Amsterdam), North Holland, 1979, .
 - [26] T. Yanagida, in *Workshop on Unified Theory and Baryon number in the Universe* (O. Sawada and A. Sugamoto, eds), (Japan), KEK 1979, .
 - [27] J. Schechter and J. W. F. Valle, Neutrino Masses in $SU(2) \times U(1)$ Theories, *Phys. Rev. D* **22**, 2227 (1980).
 - [28] R. N. Mohapatra and G. Senjanovic, Neutrino Masses and Mixings in Gauge Models with Spontaneous Parity Violation, *Phys. Rev. D* **23**, 165 (1981).
 - [29] M. Gleiser and R. Roberts, Gravitational waves from collapsing vacuum domains, *Phys. Rev. Lett.* **81**, 5497 (1998), [arXiv:astro-ph/9807260](#).
 - [30] T. Hiramatsu, M. Kawasaki, and K. Saikawa, Gravitational Waves from Collapsing Domain Walls, *JCAP* **05**, 032, [arXiv:1002.1555 \[astro-ph.CO\]](#).
 - [31] M. Kawasaki and K. Saikawa, Study of gravitational radiation from cosmic domain walls, *JCAP* **09**, 008, [arXiv:1102.5628 \[astro-ph.CO\]](#).
 - [32] T. Hiramatsu, M. Kawasaki, and K. Saikawa, On the estimation of gravitational wave spectrum from cosmic domain walls, *JCAP* **02**, 031, [arXiv:1309.5001 \[astro-ph.CO\]](#).
 - [33] K. Nakayama, F. Takahashi, and N. Yokozaki, Gravitational waves from domain walls and their implications, *Phys. Lett. B* **770**, 500 (2017), [arXiv:1612.08327 \[hep-ph\]](#).
 - [34] K. Saikawa, A review of gravitational waves from cosmic domain walls, *Universe* **3**, 40 (2017), [arXiv:1703.02576 \[hep-ph\]](#).
 - [35] P. K. Paul, N. Sahu, and P. Shukla, Thermal leptogenesis, dark matter and gravitational waves from an extended canonical seesaw, (2024), [arXiv:2409.08828 \[hep-ph\]](#).
 - [36] N. Yunes and E. Berti, Accuracy of the post-Newtonian approximation: Optimal asymptotic expansion for quasicircular, extreme-mass ratio inspirals, *Phys. Rev. D* **77**, 124006 (2008), [Erratum: *Phys.Rev.D* 83, 109901 (2011)], [arXiv:0803.1853 \[gr-qc\]](#).
 - [37] B. P. Abbott *et al.* (LIGO Scientific), Exploring the Sensitivity of Next Generation Gravitational Wave Detectors, *Class. Quant. Grav.* **34**, 044001 (2017), [arXiv:1607.08697 \[astro-ph.IM\]](#).
 - [38] E. G. Adelberger, N. A. Collins, and C. D. Hoyle, Analytic expressions for gravitational inner multipole moments of elementary solids and for the force between two rectangular solids, *Class. Quant. Grav.* **23**, 125 (2006), [Erratum: *Class.Quant.Grav.* 23, 5463 (2006), Erratum: *Class.Quant.Grav.* 38, 059501 (2021)], [arXiv:gr-qc/0512055](#).
 - [39] G. Agazie *et al.* (NANOGrav), The NANOGrav 15 yr Data Set: Evidence for a Gravitational-wave Background, *Astrophys. J. Lett.* **951**, L8 (2023), [arXiv:2306.16213 \[astro-ph.HE\]](#).
 - [40] A. Afzal *et al.* (NANOGrav), The NANOGrav 15 yr Data Set: Search for Signals from New Physics, *Astrophys. J. Lett.* **951**, L11 (2023), [Erratum: *Astrophys.J.Lett.* 971, L27 (2024), Erratum: *Astrophys.J.* 971, L27 (2024)], [arXiv:2306.16219 \[astro-ph.HE\]](#).
 - [41] J. Antoniadis *et al.* (EPTA, InPTA), The second data release from the European Pulsar Timing Array - III. Search for gravitational wave signals, *Astron. Astrophys.* **678**, A50 (2023), [arXiv:2306.16214 \[astro-ph.HE\]](#).
 - [42] D. J. Reardon *et al.*, Search for an Isotropic Gravitational-wave Background with the Parkes Pulsar Timing Array, *Astrophys. J. Lett.* **951**, L6 (2023), [arXiv:2306.16215 \[astro-ph.HE\]](#).
 - [43] M. Punturo *et al.*, The Einstein Telescope: A third-generation gravitational wave observatory, *Class. Quant. Grav.* **27**, 194002 (2010).
 - [44] J. Garcia-Bellido, H. Murayama, and G. White, Exploring the early Universe with Gaia and Theia, *JCAP* **12** (12), 023, [arXiv:2104.04778 \[hep-ph\]](#).
 - [45] G. Hobbs *et al.*, The international pulsar timing array project: using pulsars as a gravitational wave detector, *Class. Quant. Grav.* **27**, 084013 (2010), [arXiv:0911.5206 \[astro-ph.SR\]](#).
 - [46] P. Amaro-Seoane *et al.* (LISA), Laser Interferometer Space Antenna, (2017), [arXiv:1702.00786 \[astro-ph.IM\]](#).
 - [47] A. Weltman *et al.*, Fundamental physics with the Square Kilometre Array, *Publ. Astron. Soc. Austral.* **37**, e002 (2020), [arXiv:1810.02680 \[astro-ph.CO\]](#).
 - [48] J. Aasi *et al.* (LIGO Scientific), Advanced LIGO, *Class. Quant. Grav.* **32**, 074001 (2015), [arXiv:1411.4547 \[gr-qc\]](#).
 - [49] A. Sesana *et al.*, Unveiling the gravitational universe

- at μ -Hz frequencies, *Exper. Astron.* **51**, 1333 (2021), [arXiv:1908.11391 \[astro-ph.IM\]](#).
- [50] R. Abbasi *et al.*, Improved Characterization of the Astrophysical Muon–neutrino Flux with 9.5 Years of IceCube Data, *Astrophys. J.* **928**, 50 (2022), [arXiv:2111.10299 \[astro-ph.HE\]](#).
- [51] M. G. Aartsen *et al.* (IceCube), Detection of a particle shower at the Glashow resonance with IceCube, *Nature* **591**, 220 (2021), [Erratum: *Nature* 592, E11 (2021)], [arXiv:2110.15051 \[hep-ex\]](#).
- [52] M. G. Aartsen *et al.* (IceCube), Differential limit on the extremely-high-energy cosmic neutrino flux in the presence of astrophysical background from nine years of IceCube data, *Phys. Rev. D* **98**, 062003 (2018), [arXiv:1807.01820 \[astro-ph.HE\]](#).
- [53] R. Abbasi *et al.* (IceCube), A search for extremely-high-energy neutrinos and first constraints on the ultra-high-energy cosmic-ray proton fraction with IceCube, (2025), [arXiv:2502.01963 \[astro-ph.HE\]](#).
- [54] A. Abdul Halim *et al.* (Pierre Auger), Latest results from the searches for ultra-high-energy photons and neutrinos at the Pierre Auger Observatory, *PoS ICRC2023*, 1488 (2023).
- [55] A. Abramowski *et al.* (H.E.S.S.), Acceleration of peta-electronvolt protons in the Galactic Centre, *Nature* **531**, 476 (2016), [arXiv:1603.07730 \[astro-ph.HE\]](#).
- [56] M. C. Chantell *et al.* (CASA-MIA), Limits on the isotropic diffuse flux of ultrahigh-energy gamma radiation, *Phys. Rev. Lett.* **79**, 1805 (1997), [arXiv:astro-ph/9705246](#).
- [57] Z. Cao *et al.* (LHAASO), Measurement of Very-High-Energy Diffuse Gamma-Ray Emissions from the Galactic Plane with LHAASO-WCDA, *Phys. Rev. Lett.* **134**, 081002 (2025), [arXiv:2411.16021 \[astro-ph.HE\]](#).
- [58] P. Abreu *et al.* (Pierre Auger), Searches for Ultra-High-Energy Photons at the Pierre Auger Observatory, *Universe* **8**, 579 (2022), [arXiv:2210.12959 \[astro-ph.HE\]](#).
- [59] L. Bergstrom, P. Ullio, and J. H. Buckley, Observability of gamma-rays from dark matter neutralino annihilations in the Milky Way halo, *Astropart. Phys.* **9**, 137 (1998), [arXiv:astro-ph/9712318](#).
- [60] L. Bergström, Nonbaryonic dark matter: Observational evidence and detection methods, *Rept. Prog. Phys.* **63**, 793 (2000), [arXiv:hep-ph/0002126](#).
- [61] K. Akita, G. Lambiase, M. Niibo, and M. Yamaguchi, Neutrino lines from MeV dark matter annihilation and decay in JUNO, *JCAP* **10**, 097, [arXiv:2206.06755 \[hep-ph\]](#).
- [62] N. Aghanim *et al.* (Planck), Planck 2018 results. VI. Cosmological parameters, *Astron. Astrophys.* **641**, A6 (2020), [Erratum: *Astron. Astrophys.* 652, C4 (2021)], [arXiv:1807.06209 \[astro-ph.CO\]](#).
- [63] M. G. Aartsen *et al.* (IceCube-Gen2), IceCube-Gen2: the window to the extreme Universe, *J. Phys. G* **48**, 060501 (2021), [arXiv:2008.04323 \[astro-ph.HE\]](#).
- [64] A. Castellina (Pierre Auger), AugerPrime: the Pierre Auger Observatory Upgrade, *EPJ Web Conf.* **210**, 06002 (2019), [arXiv:1905.04472 \[astro-ph.HE\]](#).
- [65] S. Aiello *et al.* (KM3NeT), Astronomy potential of KM3NeT/ARCA, *Eur. Phys. J. C* **84**, 885 (2024), [arXiv:2402.08363 \[astro-ph.HE\]](#).
- [66] M. Meier (IceCube), Recent cosmogenic neutrino search results with IceCube and prospects with IceCube-Gen2, in *58th Rencontres de Moriond on Very High Energy Phenomena in the Universe* (2024) [arXiv:2409.01740 \[astro-ph.HE\]](#).
- [67] A. Aab *et al.* (Pierre Auger), Limits on point-like sources of ultra-high-energy neutrinos with the Pierre Auger Observatory, *JCAP* **11**, 004, [arXiv:1906.07419 \[astro-ph.HE\]](#).

Appendix A: Alleviating the tension with IceCube’s and Auger’s null detection

As shown by Refs [1, 4], any power-law spectrum would result in a tension of $2.5 - 3\sigma$ between the observation of KM3-230213A by KM3NeT and null observations by IceCube and Auger. In this *letter*, we demonstrated that the typical nature of super heavy dark matter (SHDM) spectrum can reduce the significance of the above-mentioned tension to $< 1.2\sigma$ for a DM mass 4.5×10^8 GeV with lifetime $3.1 \times 10^{29} - 1.2 \times 10^{30}$ s. To illustrate this, we conduct a likelihood analysis using high-energy neutrino data from ultra-high-energy neutrino observatories, KM3NeT, IceCube, and Auger, to constrain the lifetime of SHDM. Our aim is to identify DM lifetimes consistent with the observed events and to establish exclusion limits at different confidence levels based on both detections and null-detections. The number of observed events in the detectors are as follows: $N_{\text{obs}}^{\text{KM3}} = 1$, $N_{\text{obs}}^{\text{IC}} = 0$, and $N_{\text{obs}}^{\text{Aug}} = 0$. We compute the expected number of events for the i th detector with an effective area, A_{eff}^i and an exposure time, T_{obs}^i as

$$N_{\text{exp}}^i = \int_{E_i}^{M_{\text{DM}}/2} 4\pi A_{\text{eff}}^i(E) T_{\text{obs}}^i \frac{d\Phi_\nu}{dE} dE, \quad (\text{A1})$$

where we use the effective areas from Refs. [1, 66, 67]. The observation times are set as 335 days, 9 years, and 18 years for KM3NeT, IceCube, and Auger, respectively.

We now construct the likelihood for observing N_{obs}^i events given an expectation N_{exp}^i from SHDM decay as

$$\mathcal{L}_i = \frac{(N_{\text{exp}}^i)^{N_{\text{obs}}^i} e^{-N_{\text{exp}}^i}}{N_{\text{obs}}^i!} \quad (\text{A2})$$

The joint likelihood over all detectors is

$$\mathcal{L}_{\text{total}} = \prod_i \mathcal{L}_i \quad (\text{A3})$$

We then compute the log-likelihood as

$$\log \mathcal{L}_{\text{total}} = \sum_i \left(N_{\text{obs}}^i \log N_{\text{exp}}^i - N_{\text{exp}}^i \right). \quad (\text{A4})$$

The test statistics (TS) is defined as

$$\text{TS} = -2(\log \mathcal{L}_{\text{total}} - \log \mathcal{L}_{\text{max}}), \quad (\text{A5})$$

where $\log \mathcal{L}_{\text{max}}$ is the maximum log-likelihood. Under Wilks' theorem, TS follows a chi-squared distribution with one degree of freedom (which is the lifetime of the DM in our case), allowing us to translate it into a Gaussian significance (in units of standard deviations) via

$$\sigma = \sqrt{\text{TS}} \quad (\text{A6})$$

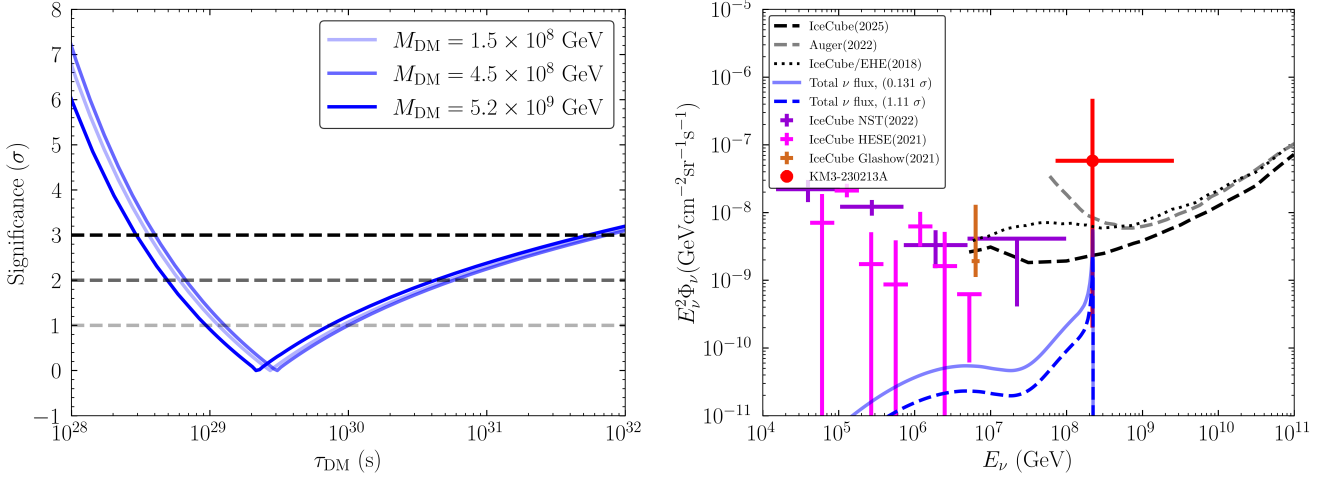


FIG. 4. [Left]: Significance of the SHDM interpretation of the KM3-230213A event as a function of the dark matter lifetime τ_{DM} , for representative masses $M_{\text{DM}} = 1.5 \times 10^8, 4.5 \times 10^8, 5.2 \times 10^9$ GeV. The significance quantifies the tension between the SHDM predicted neutrino flux and the non-observation. [Right]: Neutrino fluxes from SHDM decay for $M_{\text{DM}} = 4.5 \times 10^8$ GeV and $\tau_{\text{DM}} = 3.46 \times 10^{29}$ s ($\tau_{\text{DM}} = 1.2 \times 10^{30}$ s) represented by light blue solid line (blue dashed line) compared with upper limits from IceCube/EHE and Auger, as well as measurements from IceCube-HESE, NST, and Glashow events. The red point marks the KM3-230213A event.

The SHDM decay offers a viable explanation that can reproduce the observed flux while remaining compatible with existing null results. As shown in the *left* panel of Fig. 4, by varying the DM lifetime, the predicted flux can interpolate between overproduction (smaller τ_{DM}) and underproduction (effectively indistinguishable from background, for larger τ_{DM}), naturally accommodating the KM3NeT detection within a narrow but allowed range of DM lifetime. In the *right* panel of Fig 4 we show the flux for $M_{\text{DM}} = 4.5 \times 10^8$ GeV, and $\tau_{\text{DM}} = 3.46 \times 10^{29}$ s (light blue, solid line) which corresponds to a just 0.131σ tension with the null detection at IceCube and Auger. We show flux for $\tau_{\text{DM}} = 1.2 \times 10^{30}$ with blue dashed line, which corresponds to a tension of 1.11σ (This is the same benchmark as shown in the *left* panel of Fig 1.). This parametric flexibility allows the SHDM scenario to explain the KM3-230213A event without conflicting with IceCube or Auger constraints, thereby providing a competitive and testable new physics interpretation.