

Desirable Unfamiliarity: Insights from Eye Movements on Engagement and Readability of Dictation Interfaces

Zhaohui Liang*

liangzhaohui22@mails.ucas.ac.cn
University of Chinese Academy of Sciences
Beijing, China

Naser Al Madi

Colby College
Waterville, Maine, USA
nsalmadi@colby.edu

Yonglin Chen*

yonglin0711@gmail.com
City University of Hong Kong
Hong Kong, Hong Kong

Can Liu†

City University of Hong Kong
Hong Kong, Hong Kong
canliu@cityu.edu.hk

PLAIN	I want to share some, em, personal inside about. This project. I think. I think. Our target audience. Is young adults. Who love technology, and they were looking for easy ways to manage. Daily tasks.
AOC	I want to share some personal insight about this project. I think our target audience is young adults who love technology, and they were looking for easy ways to manage daily tasks.
RAKE	I want to share some personal insight about this project . I think our target audience is young adults who love technology , and they were looking for easy ways to manage daily tasks .
GP-TSM	I want to share some personal insight about this project . I think our target audience is young adults who love technology , and they were looking for easy ways to manage daily tasks .
SUMMARY	The project is designed for young adults with a keen interest in technology, specifically those seeking simplified solutions for managing daily tasks.

Figure 1: Examples illustrating the five dictation interfaces compared in our study: PLAIN (real-time transcription), AOC (periodic corrections), RAKE (keywords highlighting), GP-TSM (grammar-preserving highlighting), and SUMMARY (LLM-generated abstractive summary).

Abstract

Dictation interfaces support efficient text input, but the transcribed text can be hard to read. To understand how users visually engage with the dictated text, we conducted a controlled eye-tracking experiment with 20 participants to compare five dictation interfaces: PLAIN (real-time transcription), AOC (periodic corrections), RAKE (keyword highlights), GP-TSM (grammar-preserving highlights), and SUMMARY (LLM-generated abstraction summary). The study analyzed participants' gaze patterns during their speech composition and reviewing processes. The findings show that during composition, participants spent only 7%-11% of their time in active

reading, and they favored real-time feedback and avoided distracting interface changes. When participants reviewed their composition, although SUMMARY introduced unfamiliar words (requiring longer and more frequent fixation), they were easier to read (requiring fewer regressions). Participants prefer SUMMARY for the polished text preserving fidelity to original meanings. RAKE guides the reading of self-produced text better than GP-TSM. These surprising findings suggest that dictation interfaces could consider showing summaries or key information to support recall instead of raw transcripts.

CCS Concepts

• **Human-centered computing** → **Empirical studies in HCI**; **Graphical user interfaces**; **User studies**.

Keywords

Dictation, Textual Interfaces, Large Language Models, LLMs, Text Summary, Text Highlighting

ACM Reference Format:

Zhaohui Liang, Yonglin Chen, Naser Al Madi, and Can Liu. 2025. Desirable Unfamiliarity: Insights from Eye Movements on Engagement and Readability of Dictation Interfaces. In . ACM, New York, NY, USA, 21 pages. <https://doi.org/10.1145/nnnnnnnn.nnnnnnn>

*Both authors contributed equally to this research.

†Corresponding Author.

Permission to make digital or hard copies of all or part of this work for personal or classroom use is granted without fee provided that copies are not made or distributed for profit or commercial advantage and that copies bear this notice and the full citation on the first page. Copyrights for components of this work owned by others than the author(s) must be honored. Abstracting with credit is permitted. To copy otherwise, or republish, to post on servers or to redistribute to lists, requires prior specific permission and/or a fee. Request permissions from permissions@acm.org.
Conference'17, Washington, DC, USA

© 2025 Copyright held by the owner/author(s). Publication rights licensed to ACM.
ACM ISBN 978-x-xxxx-xxxx-x/YYYY/MM
<https://doi.org/10.1145/nnnnnnnn.nnnnnnn>

1 Introduction

Speech-to-text (STT) technology has become ubiquitous, following the breakthroughs of Automatic Speech Recognition (ASR) and Natural Language Processing (NLP). Most operating systems today support STT input, which turns every text editor into a dictation interface. Despite its widespread adoption, current dictation interfaces, e.g. Dragon¹, Google Voice Typing², Apple Notes³ often produce raw transcripts that are hard to read due to disfluencies, recognition errors, excessive punctuation, and potentially disorganization in long composition [38]. Although speech recognition accuracy has improved drastically in recent years [34, 36, 53], transcription errors are not completely avoidable especially when users have individual differences in pronunciation or unusual sentence structure. While real-time transcription provides immediate feedback, the resulting text can be hard to read, making it challenging for users to review and refine their spoken content.

Recent advancements in Large Language Models (LLMs) have introduced new possibilities for improving dictation interfaces. For instance, LLMs can clean the raw transcripts and generate summaries to aid review [35]. Typically, two types of summarization methods are applied: abstractive and extractive. While extractive methods identify core words or sentences from the original text [40], abstraction methods use different wording to express the gist [12]. Concerns about LLM summaries altering the original meaning of the text led to recent work introducing Grammar-Preserving Text Saliency Modulation (GP-TSM) [18]. It is used for helping users skim through text by de-emphasizing parts of each sentence so the remaining emphasized text is concise and “grammar preserving”. Other methods for highlighting text have been around for a long time, ranging from classical methods based on word frequencies to recent interventions of deep learning-based keywords or sentence extraction [9, 28, 46, 47, 61]. However, little is known about how users interact with these enhanced interfaces during both speech production and reviewing processes. Specifically, there is a lack of understanding regarding how users visually engage with their self-spoken text and how these different text processing / display methods (e.g., highlighting, summarization) affect reading effort and user preference.

This gap in knowledge is critical because dictation interfaces are increasingly used in personal, professional and educational settings, where the ability to quickly and accurately review spoken content is essential. Mobile phone users increasingly adopt STT input for writing memos. Audio transcription software such as Otter.ai⁴ is widely used to record meetings, lectures and interviews, etc. Users rely on the transcripts, sometimes with highlights, and AI-generated summaries to capture key points. However, current interfaces often fail to provide a seamless experience, as raw transcripts are hard to read and summaries may omit information. Understanding how users interact with these dictation interfaces can inform the design of more effective tools that reduce cognitive load and improve readability.

In this work, we address this gap by conducting an eye-tracking study to investigate users’ reading behavior and engagement across

five modern dictation interfaces. Although eye movement research has studied reading extensively [8, 43, 49, 55], we found that the use of eye movement in the evaluation of dictation interfaces remains relatively unexplored. Our study utilizes eye-tracking to evaluate dictation interfaces during two key processes: *speech production* and *reviewing*. The interfaces differ in how spoken text is processed and displayed in terms of their real-time responsiveness and correctness. In addition, we compare how different ways of extracting information, highlighting or summarization, could help composition and review. Based on these goals, our experimental platform aims to compare the following dictation interfaces:

- (1) Raw transcript (PLAIN): real-time raw transcripts as baseline;
- (2) Accumulative Offline Correction (AOC): our custom-made method that periodically replaces real-time transcript with corrected text via offline recognition;
- (3) Standard highlighting (RAKE): a commonly used highlighting strategy based on word frequency and co-occurrence [47];
- (4) Grammar-preserving highlighting (GP-TSM): a simplified version of GP-TSM technique [18] with the emphasized parts highlighted;
- (5) Abstractive summary (SUMMARY): LLM-generated summaries that reword the original sentences concisely.

We recruited 20 university students to compose social media posts of around 250 to 300 words using the five dictation interfaces while their eye movement was recorded during speech production and the subsequent phase where participants reviewed the displayed text. We aim to answer the following research questions:

- RQ1 How do participants visually engage with the text during speech production and reviewing processes?
- RQ2 How do interfaces affect visual engagement with text during production?
- RQ3 How do interfaces affect reading effort and behavior during reviewing?
- RQ4 Which interface(s) do participants prefer?

Our findings reveal that participants spend only 7-11% of the time in reading the text during speech production, highlighting the cognitive demands of composing spoken content. We also find that abstractive summaries, despite introducing unfamiliar words, reduce reading difficulty and are preferred by users. The finding that the simple highlighting strategy (RAKE) was more effective in guiding eye movement is also surprising. These insights challenge existing assumptions about dictation interfaces and provide actionable implications for design.

2 Related work

To provide more context for our contributions, we discuss three areas of highly related work: Dictation Interfaces, Eye Movement in Reading and Production, and Information extraction from text.

2.1 Dictation Interfaces

Modern dictation tools enable efficient text input. A wide range of commercial tools and models support speech-to-text transcription, which can be categorized into real-time and offline transcription.

¹www.nuance.com/dragon

²research.google/blog/an-all-neural-on-device-speech-recognizer

³www.icloud.com/notes

⁴<https://otter.ai/>

Real-time transcription allows users to view transcribed text instantly, with latency as low as milliseconds, making it widely used in scenarios such as voice input, simultaneous interpretation, and subtitle generation [6, 29, 59]. Offline transcription, on the other hand, processes complete audio files to generate transcriptions and is commonly applied in social media platforms and meeting-minutes generation [39, 45].

Although speaking is faster than typing or writing, it contains errors caused by speech artifacts, such as disfluencies and repetitions [23, 63]. Additionally, transcribed text is often lengthy, making it difficult to review important information, which increases the burden of reading [4]. Moreover, both transcription methods have inherent limitations. Real-time transcription provides fast response times but at the expense of reduced accuracy [21], while offline transcription achieves higher accuracy but lacks the ability to deliver real-time feedback to users [14]. Modern speech and NLP research has made much progress in cleaning disfluency and speech recognition errors, mostly from post-processing [34, 36, 53]. Moreover, with the support of large language models (LLMs), the processing of transcribed text has become more flexible and adaptive. Advanced GPT-4o multi-model LLM can process and respond to real-time audio input in as little as 232 milliseconds, which is similar to human response time in a conversation, and can observe tone, multiple speakers, or even background noise⁵.

Our paper introduces a method that combines real-time transcription with offline transcription post-processing, utilizing approaches similar to GPT-4o. This method applies offline transcription techniques and various NLP processing methods to real-time transcription, enabling low-latency corrections of the transcribed text. By doing so, we examine how different text correction approaches influence the user experience and preferences during the process of producing and reviewing text using dictation interfaces.

2.2 Eye Movement in Reading and Production

Eye movement during reading has been extensively studied, where saccades (jumps between words) and fixations (the duration for which the eyes remain stationary on a word) constitute the primary eye movements during reading [43]. Despite the numerous eye-tracking studies on reading, we found no studies that focused on analyzing gaze patterns in the evaluation of dictation interfaces. Understanding these gaze patterns can help improve the design of dictation interfaces and better understand the needs of users during production and reviewing. Here, we review relevant research on reading during writing composition as a closely related task to text composition through speech.

As we consider how to improve dictation interfaces as a whole, we need to be mindful of the two main tasks users perform: Speech production (speaking) and reviewing produced text. The two tasks differ in purpose, and hence it is likely that different cognitive processes are employed in monitoring during speaking and in thorough reading for comprehension during reviewing. Previous research shows that eye movement patterns differ according to reading purpose and characteristics [52, 55]. In fact, during written text production (composition) it was found that writers spent only 5.8%

of their time in sustained reading, compared to 72.3% of their time during reading unfamiliar text [55].

In written text production, previous research shows that writers read and evaluate their writing at the word level as words are produced, this *local* reading behavior is associated with error-detection processes and facilitates word-level planning [2]. At the same time, writers often reread previous sections of their developing text to “evaluate and improve their sentence construction” [2]. This *distal* reading pattern far from the word being produced “may allow writers to compose texts with greater overall coherence in accordance with their rhetorical goals” [2].

At the word level, word familiarity is another aspect that is important in the context of dictation interfaces considering that during reviewing users read familiar text that they produced. Reading familiar text is likely to make word identification easier [33], and that would be reflected in shorter fixation duration and higher probability of skipping short predictable words [43, 55]. Moreover, word identification is a stepping stone to comprehension, where difficulties often result in re-reading text through jumps back called regressions [44, 50]. The presence of these regressions with a particular dictation interface can indicate difficulties in reading produced text at the comprehension level.

Our paper provides a detailed description of eye movement while using different dictation interfaces during speaking and reviewing produced text. In addition to understanding how users visually engage with spoken text, this permits us to understand how elements of word familiarity and text readability play a role in forming users’ perceptions and preferences of dictation interfaces.

2.3 Information extraction from text

Extensive research has explored text information extraction methods for enhancing readability, supporting skimming or reducing reading cost, which can be divided into extractive methods and abstractive methods. Extractive methods combine a set of text segments from the original document(s) to form a summary, and variety of modeling [10, 24, 25, 37, 60] and learning [41, 65] approaches have been explored in this context. Abstractive summarization, which generates novel sentences to capture the essence of the content [1, 64, 67], offers greater flexibility, conciseness, and readability.

Extractive summarization is often used in conjunction with text saliency modulation or highlighting, a well-researched technique that enhances readability by adjusting visual attributes of the text to guide attention and emphasize key information. QuickSkim [3] reduces opacity for non-essential words when skimming is detected, while other systems adjust font size or weight to emphasize key information. Strobelt et al. tested nine common highlighting techniques, but most studies focus on tasks like visual search rather than reading performance and skimming [51]. While extractive summarization traditionally outperformed in terms of accuracy and coherence, recent advancements in natural language generation with LLMs have significantly enhanced the effectiveness and popularity of abstractive summarization [57]. Laskar et al. employs LLMs to add summaries to transcribed text, facilitating quick recall of spoken content, which is commonly used in online meeting

⁵<https://openai.com/index/hello-gpt-4o/>

scenarios [31]. Rambler utilizes LLMs to support users' diverse summarizing needs for transcribed text, including semantic segmenting and merging [35].

Our research studies two distinct extractive summarization methods: keyword highlighting (RAKE) and grammar-preserving key component highlighting (GP-TSM), as well as an abstractive method using LLMs (SUMMARY). We apply these techniques to users' transcribed text (self-produced and verbose) to evaluate their effectiveness and explore user preferences in the context of transcription.

3 Experiment Platform

To investigate how to enhance the user experience with Speech-to-text (STT) interfaces and reduce the reading cost of spoken text, we built an experimental platform that allows the experimenter to choose between five dictation interfaces. We introduce them one by one as follows.

3.1 Five Dictation Interfaces

PLAIN — Real-time Transcription Baseline. We use AssemblyAI's Streaming Speech-to-Text (STT) service⁶ as the baseline for real-time transcription. We utilized a WebSocket API to stream audio data, which provided initial transcripts within a few hundred milliseconds. As additional context became available, the system progressively refined the transcripts, enhancing their accuracy over time.

AOC — Accumulative Offline Correction. Plain real-time transcription is fast but often prone to transcription errors, punctuation mistakes, and reduced readability. Non-real-time transcription methods, which take input as entire audio files, can yield better transcription accuracy by applying contextual correction. Yet such methods require post-processing of the audio, cannot provide a real-time transcribing experience. How about combining the advantages of both methods? We introduce the Accumulative Offline Correction technique (AOC) - a new transcription method to provide better recognition accuracy while preserving real-time feedback. Our approach is to display raw transcripts in real-time, then periodically replace parts of the earlier transcripts with offline-transcribed text. As shown in 2, we implemented two virtual recorders in the system: Recorder 1 for plain real-time transcription and Recorder 2 for offline transcription. At each time interval, a recording segment from Recorder 2 is extracted and sent to Assembly AI's Speech Recognition API, which allows users to upload an audio file offline and receive the transcription after a delay.

RAKE — Keywords highlighting. We use Rapid Automatic Keyword Extraction (RAKE) method [47]⁷ to detect keywords in the user's transcript. RAKE is an unsupervised, domain-independent, and language-independent method for extracting keywords from individual texts. Compared to using LLM for keyword detection, RAKE significantly improves detection efficiency. In RAKE mode, the AOC results are not immediately displayed but are first sent to the RAKE component to detect keywords. The results are then shown on the interface with the keywords in bold.

GP-TSM — Extractive Summary. We implemented extractive summary inspired by an AI-Resilient Text Rendering Technique called Grammar-Preserving Text Saliency Modulation (GP-TSM) [18]. GP-TSM compresses sentences by LLM to de-emphasize less essential words while preserving grammatical structure. While the original version of GP-TSM provided three-level highlights, we only provided two levels: highlighted and non-highlighted. This adjustment was made to facilitate the comparison with RAKE and focus on understanding what content to highlight. Unlike the static nature of GP-TSM's fixed text, speech transcription text is dynamic. We employ a zero-shot chain of thought prompting approach to achieve accumulative identification of key segments, ensuring that each highlight iteration builds on previous results, with minimal changes to previously highlighted sections. On a text of approximately 200 words, the original GP-TSM requires around 40 seconds of processing time, while our simplified version takes less than 5 seconds, enabling it to perform within shorter time intervals. GP-TSM processes and renders text based on AOC results.

SUMMARY — Abstractive Summary. For the abstractive summary, we use a OpenAI's LLM API to generate reconstructed text, which is approximately 80% of the original text length and automatically corrects any grammatical errors in the user's transcript. SUMMARY processes and renders text based on AOC results.

3.2 System Implementation

We implemented the Dictation system with a Python Flask and Vue. We access the OpenAI API to use the gpt-4-turbo-2024-04-09 model for all LLM use. The system runs on a Linux server, and users use the system on a Windows web browser.

AOC update interval. Since AssemblyAI's Speech Recognition API takes around 6 seconds to process an offline audio file, and our system also includes RAKE (2 seconds delay), GP-TSM (4 seconds delay), and SUMMARY (4 seconds delay) processing. We set the interval between sending patches to be 10 seconds for AOC, RAKE, GP-TSM, and SUMMARY, which was chosen after our tests on all four interfaces. This choice is partially limited by the API delays, and partially made to balance the responsiveness and stability of the interface. Overly frequent changes on the interface are distracting for users.

Robustness. We use Zero-shot Chain-of-Thought (CoT) and Diversity Sampling to enhance the robustness of GP-TSM and SUMMARY. The Zero-shot CoT prompt is provided in the attachment. When sending LLM requests, the system sends eight concurrent identical requests and selects the response of medium length (medium cumulative highlight length for GP-TSM, medium summary length for SUMMARY). Due to short update interval constraints, we did not employ more complex CoT.

User Interface. Users can adjust different modes through the settings area at the top of the interface. Users can adjust different modes through the settings area at the top of the interface, then click "Record" to start recording and stop button to end the recording. For the two LLM-based modes, GP-TSM and SUMMARY, we have added a refresh button, allowing users to re-render the text after the recording ends to avoid any unstable results from the

⁶www.assemblyai.com

⁷<https://pypi.org/project/rake-nltk/>

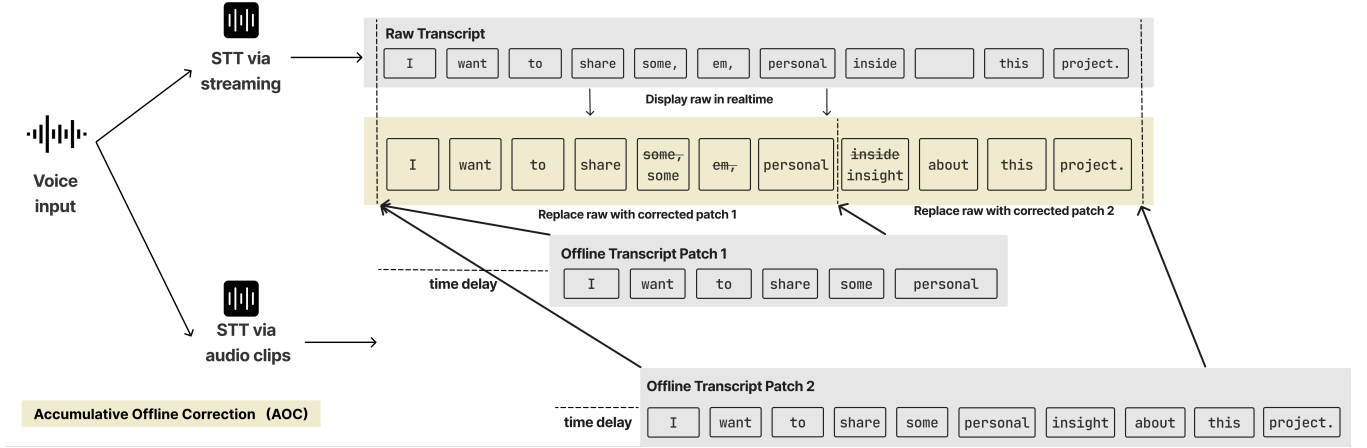


Figure 2: Illustration of the mechanism of Accumulative Offline Correction(AOC). The interface displays raw transcripts in real-time, while the text gets periodically replaced by more accurate transcripts.

LLM affecting the experiment. After the recording ends, the system generates timestamps and text end positions during the user’s speaking process to support subsequent analysis in combination with eye-tracking data.

4 Experiment Design

We designed a within-subject experiment with one independent variable *Interface* of five values: [PLAIN, AOC, RAKE, GP-TSM, SUMMARY]. By comparing PLAIN and AOC, we aim to evaluate the effects of periodical correction of raw transcripts. Then by comparing RAKE, GP-TSM, and SUMMARY, we want to understand the differences between these representative approaches to extracting information from transcripts.

4.1 Task

The participants were instructed to write a social media post with each dictation interface. Topic options are work-related (such as introducing recent project content, learning experience, or insights in a certain field, etc.) or life-related topics (such as introducing hobbies, how to relax on weekends, etc.). Participants choose one of these two topics, but the specific content can be freely conceived according to the participants’ own preferences and not limited to our examples. Furthermore, we encourage them to compose content they are familiar with and related to. To prevent the participants from spending a lot of time thinking about things they haven’t done. The content of the five pieces cannot be exactly the same, and each piece must be a new composition. In regard to text length, we require participants to fill more than a third of the entire screen (about 250-300 words). If they finished a short composition, the experimenter will ask participant to compose again.

We adopted a task design strategy similar to a previous eye movement study on writing [55] by separating the composition phase and the reviewing phase. This allowed us to instruct the participants effectively, eg. making sure they carefully reviewed the text, and to be able to clearly separate the data from speech

production and reviewing processes, which are expected to be very different.

In the reviewing phase, we added two example pieces of text generated by ChatGPT in the comparison, to contrast the reading behaviors of self-produced/familiar text with reading external text. We created two pieces of external text in similar topics of the participants’ composition, varied in reading difficulty for each participant. The prompt used is as follows, [topic] will be replaced according to the participant’s actual topic:

- **EASY:** Create a social media post about [topic] using simple and direct language. The target audience is the general public, so avoid using complex jargon and long sentences.
- **HARD:** Create a social media post about [topic] using complex sentence structures and sophisticated vocabulary. Include professional jargon and abstract concepts to attract professionals.

This also serves as a benchmark for checking the legibility of eye-tracking data based on existing knowledge from previous reading studies.

4.2 Apparatus

As shown in 3a, the experiment took place in a quiet room furnished with a standard desk and chair. A microphone was placed in front of the participant on the desk. To ensure the quality of gaze data collection, participants were asked to sit behind a sitting posture corrector, which helped them to center their body while preventing them from facing down and keeping an optimal distance with the eye tracker (around 65cm). A 24-inch monitor (60Hz) with 1920 × 1080 resolution was used to display the dictation interface. A Tobii Pro Spark eye-tracking device was attached to the bottom of the monitor, capturing gaze data at 60 Hz. Tobii Pro Lab was used for calibration and screen recording. The experiment software is a web application running on the Google Chrome browser.

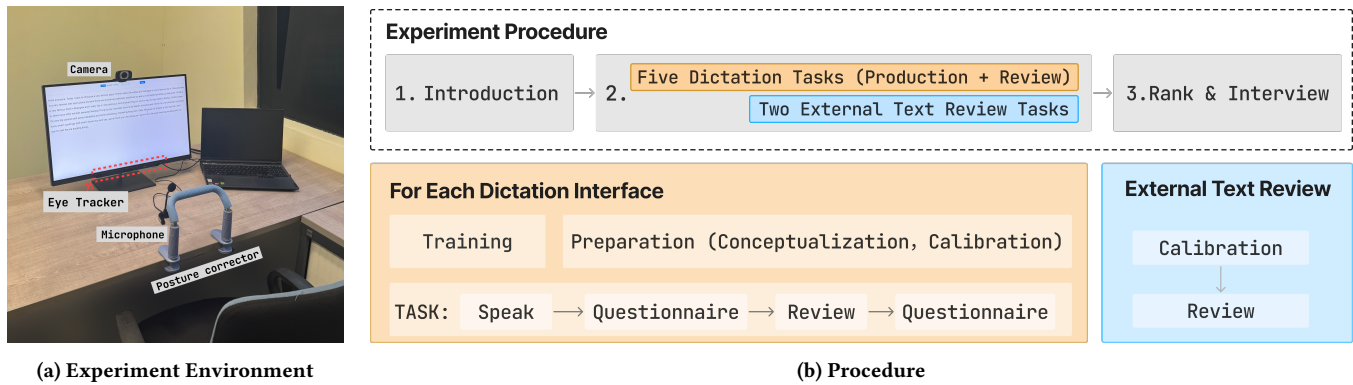


Figure 3: Experiment environment and procedure. Figure (a) shows the experiment setup, featuring a participant seated with a posture corrector, a microphone on the desk, and a 24-inch monitor with a Tobii Pro Spark eye-tracker, capturing gaze data at 60 Hz. Figure (b) shows the procedure of experiment tasks. For each *Interface* there are five dictation tasks, each testing one *Interface*. Each dictation task begins with a training and preparation phase, then a data collection phase involving two steps: speak and review (reading). Two external review (reading) tasks of GPT-generated text are inserted between dictation tasks in counterbalanced order.

4.3 Participants

Participants were recruited at a university campus via online advertisement and snowball sampling. Eligible participants were required to have normal or corrected vision, and be fluent in English speaking, with a minimum requirement of scoring the IELTS test over 6.5. Twenty participants ($N = 20$) were recruited, comprising eleven self-identified females and nine self-identified males. Their ages ranged from 19 to 30 years ($mean = 23.75$), and they had varied experience with speech-to-text technology: two participants used it daily, nine participants used it occasionally, seven participants only tried it a few times, and two never used it. The participants' English language proficiency levels varied as well. Six participants (P1 - P6) self-identified as native / bilingual English speakers. Ten participants (P8 - P17) passed IELTS test scores ≥ 6.5 , and three (P18 - P20) passed TOEFL test scores ≥ 102 . One received both high school and university education in English-taught programs.

4.4 Procedure

Participants began with a brief introduction from the experimenter. After signing the informed consent form, their demographic information was collected, including their self-identified gender, age, and experiences with Speech-to-text systems. Each participant performed five tasks, each involving a speech production phase and a reviewing phase, using a different *Interface* (PLAIN, AOC, RAKE, GP-TSM, and SUMMARY). The orders of the five conditions across participants were counterbalanced using Latin Square. Two additional external text-reviewing tasks (EASY, HARD) were inserted into the first and second half of the experiment between trials, with their orders being shuffled across participants.

For each *Interface* condition, the following steps were executed. 1) The experimenter provided a detailed explanation for the interface used in this condition. Participants performed a training task using this interface to freely compose text on any topic until they were familiar with its function and felt comfortable using it. 2) Then

they were given a moment to conceptualize their idea of composition. 3) Before starting to capture data, they calibrated their gaze tracking using the Tobii Pro Eye Tracker Manager. 4) When participants were ready, they could start speaking after clicking the Start Recording button. After finishing the composition, they stopped the recording and filled in a short survey rating their experience and recalling their gaze behavior. 5) Next they were asked to carefully read the text from their composition from start to end, displayed in the respective *Interface* condition. To make sure participants read carefully, they were told to rate the quality of the text afterward. 6) Participants answered another short survey after reviewing.

A semi-structured interview was conducted at the end of the experiment, where participants gave their rankings of the interfaces and provided subjective feedback about their experience. Upon completion, each participant received a local supermarket coupon as compensation.

4.5 Data Collection

We collected both quantitative and qualitative data from the experiment. In the speech production process, we captured screen recording via Tobii Pro Lab, which provides a comprehensive gaze matrix for further analysis. In the reviewing process, we used the Eye-Movement in Programming Toolkit (EMTK)⁸ to automatically create areas of interest around each word.

For subjective feedback, we collected surveys rating participants' preference, frustration, satisfaction and mental effort for each *Interface* condition, in the speech production process and reviewing process respectively. Semi-structured interview further elaborated their experience with open-ended questions. Interviews were recorded via audio.

⁸<https://github.com/nalmadi/EMIP-Toolkit>




Figure 4: Examples of drift correction where fixation positions are reattached to their original line of text. As shown in Figures (a) and (b), after drift correction, the drifted gaze points were adjusted, aligning the fixations to the text tokens. This is needed to accurately measure eye movement metrics over tokens of text.




Figure 5: Illustrating eye-movement engagement metrics, Figure (a) shows the distinction between fixations on-text and fixations off-text. Figure (b) shows the distinction between sustained reading where fixations move from left to right in a typical linear reading order, and hopping where the eyes make jumps across the text.

5 Data Preparation and Analysis Methods

This section outlines our methods for processing the eye movement data and developing quantitative metrics for both the *speech production* and *reviewing* phases. We measured how participants visually engaged with the displayed text during and after dictation, and quantified their reading effort when reviewing the text.

5.1 Data Preparation

Annotation. For the speech production phase, we manually annotated the TOI (Time of Interest) as the valid data timeline for analysis, the start points of the TOI adjusted to skip periods where participants were still contemplating or communicating with the experimenter but had not yet begun speaking. Then we exported the raw data filtered by TOI from Tobii for data analysis.

For the reviewing phase, we manually set the TOI. The start time is marked by the participant’s first fixation on the first line of text, while the end time is determined by the last fixation appearing at the end of the last line of text. Moreover, Tobii automatically extracted AOI (Areas of Interest) to be individual words (with or without their adjacent punctuation). Each AOI is referred as a *token* throughout this paper. We manually tagged tokens to differentiate

between highlighted and non-highlighted words in RAKE and GP-TSM. Then, we exported the raw data with *token*, tag of *token*, and location of *token* which were filtered by TOI from Tobii for data analysis.

Cleaning and Correction. For the token-level data analysis, we used an open-source tool named Fix8⁹ to correct the gaze points in the raw output from Tobii, which greatly improved the alignment of gaze points and text tokens overcoming drift, as illustrated in Figure 4.

5.2 Eye Movement Metrics

Gaze Engagement Metrics. The distribution of the participants’ gaze points can be categorized into: 1) *Off Text*, where the user’s gaze is away from the text area of the system or even away from the monitor; 2) *On Text*, when the user is looking at the text area. In this situation, it can be further divided into two categories: *Sustained Reading* and *Hopping*. Sustained Reading describes fixation sequences that reflect typical reading patterns from left to right with short saccades between consecutive words [55]. As seen in

⁹<https://github.com/nalmadi/fix8/>

Figure 5 (b), sustained reading is present when sequences of three or more forward-moving (left to right) consecutive fixations exist with saccades that do not exceed 250 pixels. This number of pixels was adopted from 25 letter spaces as described by Torrance et al. [55]. Hopping describes on-text eye movement that does not correspond with sustained reading, where the eyes “hop” from one word to another non-adjacent word without following a typical reading pattern (left to right) [55].

Reading Metrics. To evaluate reading effort during the reviewing phase, we looked into two types of widely used metrics, the first is regressions (jumps back) (*RegressionInline*, *RegressionBetweenLine*) at *trial* level, and the second set of metrics are fixation duration and fixation count metrics at the *token* level (individual words) (*Total Fixation*, *Fixation Count*, *First Fixation Duration*). Relying on [43], we can define these metrics as follows:

- *RegressionInline*: When the eyes make a jump-back to a **previous word** on the same line. The jump between fixation 6 and 7 in Figure 5 (b) demonstrates a within-line regression.
- *RegressionBetweenLine*: When the eyes make a jump-back to a previous word on a **previous line** other than the current line. The jump between fixation 4 and 5 in Figure 5 (b) demonstrates a between-line regression.
- *Total Fixation* (TT): The sum of all fixation durations on a word, including fixations from regressions (in milliseconds).
- *Fixation Count* (FC): The total number of fixations on a word.
- *First Fixation Duration* (FFD): The duration of the first fixation on a word (in milliseconds).

5.3 Statistical Analysis Methods

We conducted normality tests for all the measures used in this experiment, by first using the Shapiro-Wilk test ($p > 0.05$), and then using Levene’s test ($p > 0.05$) to assess homogeneity of variances. Our choice of statistical analysis method for a measure depended on whether normality is violated.

For multiple comparisons, ANOVA was used for normally distributed data with equal variances ($p > 0.05$), with Eta Squared estimating the effect size. If ANOVA results were significant ($p < 0.05$), post-hoc analysis was performed using Tukey HSD. For measures violating normality, the Kruskal-Wallis test was applied, using Epsilon Squared to estimate effect size, followed by Dunn’s test for post-hoc comparisons if the results were significant. For pairwise comparisons, Independent t-tests were applied when normality and equal variances were confirmed, with rank-biserial correlation (r) as the effect size. For non-normal data or unequal variances, the Mann-Whitney U test was used, with rank-biserial correlation (r) as the effect size. We used Bonferroni Correction to adjust for multiple tests.

5.4 Qualitative Analysis Method

We analyzed participants’ interview recordings using open coding and thematic analysis. The interview audio was transcribed using a speech-to-text system and manually verified for accuracy. Feedback was first categorized based on different task conditions and phases. Then these segments were coded to identify one or more themes that reflected the diverse perspectives and insights provided by users under each condition and phase. Similar topics or insights

were grouped together, and new themes were iteratively refined to ensure accuracy, consistency, and relevance.

6 Eye Movement Results

This section reports the findings from the analysis of eye movement in terms of gaze engagement patterns and reading efforts. Gaze engagement patterns are observed from whether gaze points are on or off text, whether they are sustained reading or hopping as well as their locality. Reading efforts are measured by fixation time and counts.

6.1 RQ1: How do participants visually engage with the text during speech production versus reviewing?

Sustained Reading vs. Hopping. Figure 7b illustrates the gaze behavior observed during speech production. We can observe that overall participants spent less than 56% of the production time *On Text*, with a range from 39% to 56% across *Interface*. *Sustained Reading* only took up 7% to 11% of the production time, while the rest of the *On Text* time was spent on *Hopping* (30%-36% of production).

To observe the differences between speech production and reviewing processes in gaze engagement, we also calculated for the reviewing process the ratios of *On Text* (range 86%-95%), *Sustained Reading* (range 56%-64%) and *Hopping* (range 27% to 32%), as illustrated in figure 6c.

Speaking vs. Reviewing. Mann-Whitney U tests on *Off Text* were performed to compare between *speaking* and *reviewing*. It indicated that *speaking* ($M = 0.578$, $SE = 0.013$) had a 5.9 times higher ratio than *reviewing* ($M = 0.084$, $SE = 0.017$) ($U = 13582.5$, $Z = 12.4$, $p < 0.001$, $r = 0.801$). Mann-Whitney U tests on *Sustained Reading* were performed to compare between *speaking* and *reviewing*. It indicated that *speaking* ($M = 0.089$, $SE = 0.007$) had a 86.71% lower *Sustained Reading* ratio than *reviewing* ($M = 0.668$, $SE = 0.004$) ($U = 0$, $Z = -13.2$, $p < 0.001$, $r = -0.85$). The same comparisons between *speaking* and *reviewing* on *Off Text* and *Sustained Reading* were conducted for each individual *Interface*. The findings follow the same trends as for all interfaces combined, details can be found in Appendix A Table 1.

Moreover, Mann-Whitney U tests on *Hopping* were performed to compare between *speaking* and *reviewing*. Interestingly we found no significant difference between them ($p=0.266$). This also remains the same for each *Interface*, specifically PLAIN: $p=0.598$, AOC: $p=0.818$, RAKE: $p=0.715$, GP-TSM: $p=0.818$, SUMMARY: $p=0.663$. The average *Hopping* ratio during speaking ($M = 0.341$, $SE = 0.011$), close to that during reviewing ($M = 0.332$, $SE = 0.004$).

Distal vs. Local in speaking. Figure 7a dives further into the *On Text* gaze behaviors by dividing them into *Local* and *Distal* situations, calculated with the distance between the gaze position and the position of the line of text being produced. A fixation or a sequence of fixations is considered *Local* if its position starts on the line of text currently being produced, and is considered *Distal* if the fixation or sequence starts on a previous line other than the line currently being produced. This distinction was adopted from a previous study on eye movement during written text production [55]. Therefore we could observe the ratios of *Distal* ranging from 16% to 23%, within

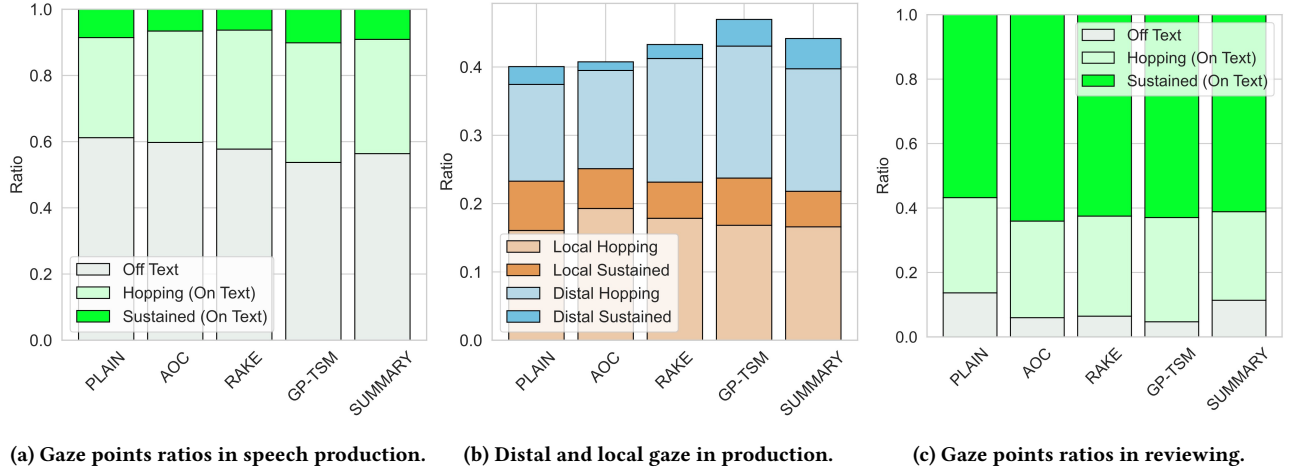


Figure 6: Gaze Engagement during speech production and review across five *Interface* conditions. a): Average percentages of gaze points *On Text* (in grey) and *Off Text* (in green) during speech production. Two shades of green show percentage of *Sustained Reading* and *Hopping*. b): Detailed Breakdown of *On Text* Gaze Points distinguishing between *Local* and *Distal* from the position of production (cursor position). c) Average percentages of gaze points *On Text* (in grey) and *Off Text* (in green) during reviewing.

which *Distal Sustained Reading* ranging from 1% to 4%, *Distal Hopping* ranging from 14% to 19%, *Local Sustained Reading* ranging from 5% to 7%, and *Local Hopping* ranging from 16% to 19%.

Answers to RQ1. This section described the gaze distribution on and off the text, with a distinction between sustained reading and hopping as well as its locality.

During production, participants spent less than 39-56% of the time looking at text, within which only 7-11% was sustained reading. Probably during speech production, much of the participants' cognitive bandwidth was occupied by composing content, leaving little space for reading in parallel. It is known that high cognitive load is involved in retrieving content from memory, formulating intentions, and translating this linguistic representation into words during production [2]. We also found that participants spent about half of their gaze-on-text time following the cursor, even in the PLAIN condition where the text was not changing. When not following the cursor, their on-text gazes were mostly hopping around instead of performing sustained reading. While reading around the cursor allows for error-detection processes and facilitates word-level planning, distal reading "may allow writers to compose texts with greater overall coherence in accordance with their rhetorical goals" [2].

During reviewing, participants likely focus on reading the text thoroughly for comprehension, leading to 68% sustained reading. This thorough reading is different from the short bursts of sustained reading performed during production for monitoring, error correction, and planning the next sentence.

6.2 RQ2: How do the interfaces affect participants' visual engagement with text?

In speech production, we performed Kruskal-Wallis tests comparing across five *Interface* conditions, for all the ratios including *On Text* ($p=0.883$), *Sustained Reading* ($p=0.938$) and *Hopping* ($p=0.479$) across

Interface and found no significant difference. Kruskal-Wallis tests for the ratios of *Distal Sustained Reading* ($p=0.197$), *Distal Hopping* ($p=0.555$), *Local Sustained Reading* ($p=0.332$), and *Local Hopping* ($p=0.479$) also found no significant difference across five *Interface*. This said, we found no significant effect of *Interface* on their gaze engagement patterns with the text while speaking. In reviewing, we conducted Kruskal-Wallis tests comparing across five *Interface* conditions, for the ratios of *On Text* ($p=0.809$) and *Sustained Reading* ($p=0.572$). As normality was not violated, a one-way ANOVA test was performed for *Hopping* ($p=0.164$) comparing across *Interface*, with no significant effect found. Therefore, we also found no effect of *Interface* on their gaze engagement patterns with the text while reviewing.

Answers to RQ2. The above comparisons revealed that the interfaces we tested did not significantly affect how participants visually engaged with the text areas overall between on and off text, and between reading and hopping as well as their locality. This indicates the persistence of gaze strategies regardless of how spoken text is displayed. We found this result surprising. First, we expected AOC would help participants read with its corrected transcript. But AOC had even slightly less *Sustained Reading* than PLAIN (not significant) during speaking, and slightly more (also not significant) during review. We also expected highlights (RAKE and/or GP-TSM) would attract participants' attention to look back at the previous production more. Although we could see some trends in slightly higher *Distal* gaze ratios of these two conditions than others, no significant difference was found either. Therefore, we can conclude that in general, differences in the textual interfaces do not change how participants allocate their attention and effort between reading and other gazing activities.

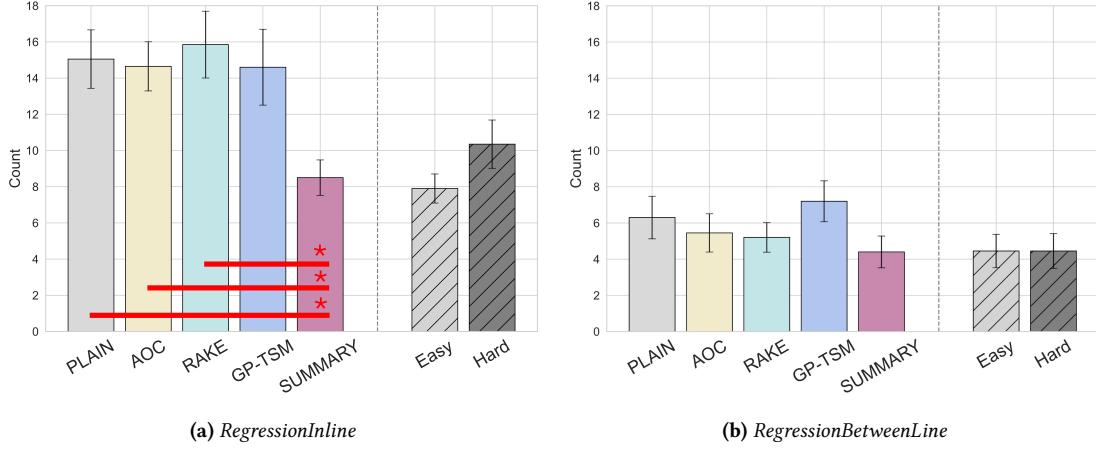


Figure 7: Regression metrics across five Interface conditions, with two examples of external text for reference. For *RegressionInline* in Figure (a), SUMMARY is significantly lower and PLAIN, AOC and RAKE. For *RegressionBetweenLine* in Figure (b), we did not find any statistically significant difference across Interface. Both figures have the regression measures for reading GPT-generated external text (EASY and HARD) for references.

6.3 RQ3: How do the interfaces affect reading effort and behavior during reviewing?

Regression. We compared both *RegressionInline* and *RegressionBetweenLine*, where *RegressionBetweenLine* was normalized by the number of lines. Only *RegressionInline* showed a statistically significant difference. Figure 7 reports the results on *RegressionInline* across Interface conditions, with two external text examples as additional baselines for comparison. We performed a Kruskal-Wallis test for *RegressionInline* across Interface and found a significant effect ($H_6 = 30.52$, $p = .023$, $\eta^2 = .18$)¹⁰. Dunn’s post-hoc test identified significant differences between SUMMARY and PLAIN ($p=0.048$), AOC ($p=0.032$), RAKE ($p=0.030$). Similarly, we also found significant differences between EASY and PLAIN ($p=0.009$), AOC ($p=0.006$), RAKE ($p=0.005$). SUMMARY has a lower average *RegressionInline* ($M = 8.50$, $SE = 0.98$) than PLAIN ($M = 15.05$, $SE = 1.61$), AOC ($M = 14.65$, $SE = 1.36$), RAKE ($M = 15.85$, $SE = 1.85$).

Fixation metrics. Figure 8 reports the results on fixation metrics across Interface conditions, with two external text examples as additional baselines for comparison. We conducted Kruskal-Wallis tests across five Interface conditions, and found significant differences for all three fixation metrics. Specifically, FC: ($H_4 = 60.15$, $p < .001$, $\eta^2 = .002$), FFD: ($H_4 = 42.44$, $p < .001$, $\eta^2 = .001$), TT: ($H_4 = 64.62$, $p < .001$, $\eta^2 = .001$). Dunn’s post-hoc test found significant differences between SUMMARY and all three other interfaces (PLAIN, AOC, RAKE) on all the metrics, all the P values are $p < 0.001$. We can see that SUMMARY has higher average values in FC, FFD and TT than the other interfaces, with differences ranging from 13% to 16%. Refer to Appendix A Table 2 for detailed values. This shows that SUMMARY is “harder” to read in terms of fixation measures, which indicates unfamiliarity.

To explore whether language proficiency might influence our findings, we performed the same statistical analysis on a subset

of the data from the six native English-speaking participants as detailed in Appendix A. Some of the significant effects remained: SUMMARY had significantly higher FC than AOC and RAKE, and higher TT than AOC. This confirms the finding about SUMMARY introducing unfamiliar words for this group of participants. A new finding here is that PLAIN also had significantly higher FC and TT than AOC and RAKE, whereas these were not significant for the data of all participants. While more data is needed to draw conclusions on language proficiency, our result indicates a possibility that issues in raw transcripts could have a larger impact on the reading experience for native speakers.

RAKE vs. GP-TSM. We would like to understand which highlighting technique could better guide participants’ reading. Here we distinguish highlighted words from not highlighted words by calling them LEVEL 1 and LEVEL 0. We applied Box-Cox transformation for FC, FFD and TT for RAKE and GP-TSM to correct their normality. Then we conducted a two-way ANOVA to investigate the main effects of *HighlightInterface* method (RAKE, GP-TSM) and *HighlightLevel* (LEVEL 0, LEVEL 1), as well as their interaction effect on fixation. The main effect of *HighlightInterface* was not significant across all metrics (FC: $p=0.272$, FFD: $p=0.140$, TT: $p=0.259$), which indicates that RAKE and GP-TSM are not significantly different. The main effect of *HighlightLevel* was significant across all metrics (FC: ($F_{1,0,76,0} = 20.737$, $p < 0.001$, $\eta_p^2 = 0.214$), FFD: ($F_{1,0,76,0} = 19.312$, $p < 0.001$, $\eta_p^2 = 0.203$), TT: ($F_{1,0,76,0} = 19.597$, $p < 0.001$, $\eta_p^2 = 0.205$)). The interaction effect between *HighlightInterface* and *HighlightLevel* was significant for all metrics (FC: ($F_{1,0,76,0} = 4.636$, $p = 0.034$, $\eta_p^2 = 0.057$)), FFD: ($F_{1,0,76,0} = 6.977$, $p = 0.010$, $\eta_p^2 = 0.084$), TT: ($F_{1,0,76,0} = 3.987$, $p = 0.049$, $\eta_p^2 = 0.050$)). This means the changes from LEVEL 0 to LEVEL 1 are significantly different across *HighlightInterface* method. The increase of fixation from LEVEL 0 to LEVEL 1 for RAKE is much higher than GP-TSM (FC: 57.0% higher, FFD: 43.6% higher, TT: 60.4% higher) as shown in

¹⁰0.01 is considered a small effect, 0.06 medium and 0.14 large [30].

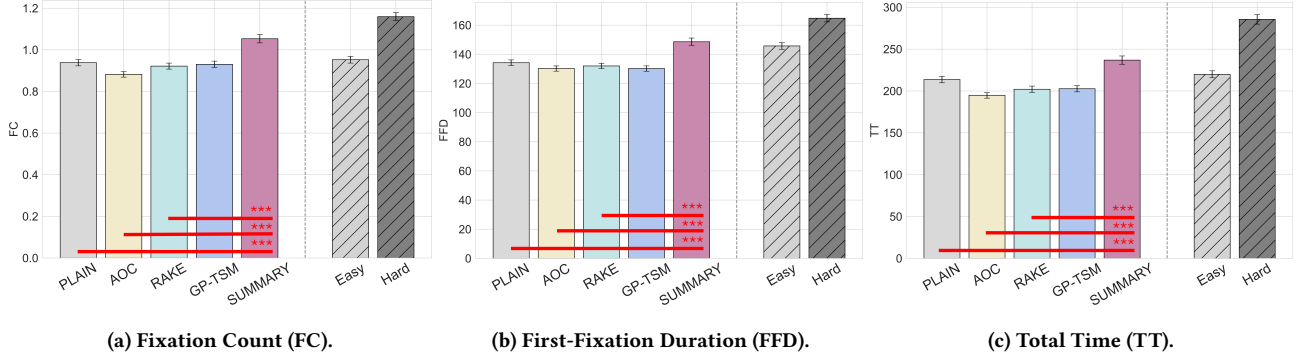


Figure 8: Eye Movement metrics results across five *Interface*, with two external text examples shown as references (duration in milliseconds). Statistically significant differences were found between SUMMARY and PLAIN, AOC and RAKE on FC, FFD and TT.

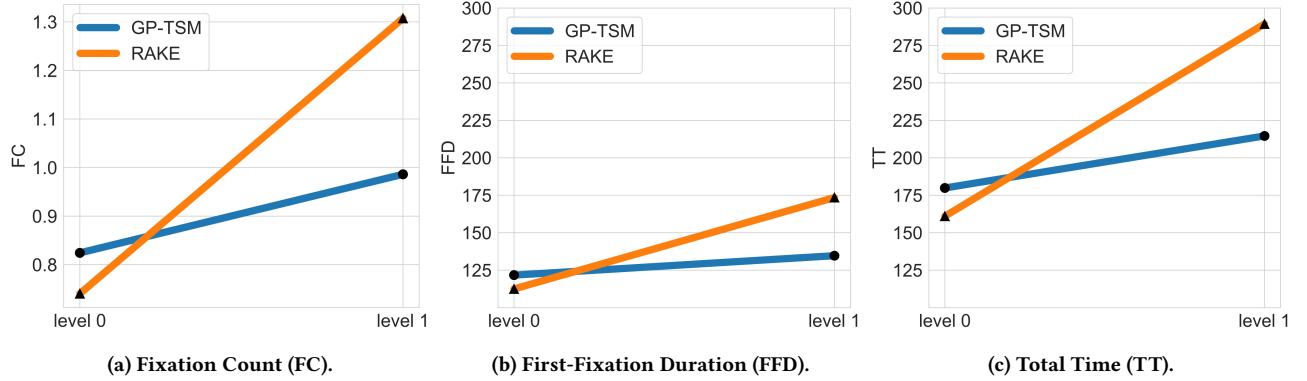


Figure 9: FC, FFD (milliseconds) and TT (milliseconds) for RAKE and GP-TSM between highlighted (Level 1) and not highlighted (Level 0). For every measure, there is a significant interaction effect between *HighlightInterface* and *HighlightLevel*. RAKE highlighting led to a greater increase from LEVEL 0 to LEVEL 1 in fixation measures compared to GP-TSM, suggesting RAKE guides reading more effectively.

figure 9, indicating that RAKE highlighting guides reading better than GP-TSM.

Self-spoken vs. External text. To understand the differences between reading self-spoken text and external text, we combined the five *Interface* conditions into one: COMBINED (all tokens from five *Interface* conditions), and compared it with EASY and HARD. We performed Kruskal-Wallis tests for fixation metrics (FC, FFD, and TT) and found significant differences across COMBINED, EASY, and HARD for all three measures, as detailed in Appendix A, Table 3. Pair-wise comparisons were performed with post-hoc Dunn’s tests, which found self-spoken text COMBINED scored slightly lower than external text EASY and much lower than HARD, for all three fixation metrics (FC, FFD, and TT). A Kruskal-Wallis test was also performed for *RegressionInline* across COMBINED, EASY and HARD. It only found a significant difference between COMBINED and EASY ($p=0.009$). COMBINED had the highest average *RegressionInline* ($M = 13.73$, $SE = 0.76$), followed by HARD ($M = 10.35$, $SE = 1.33$), and then EASY ($M = 7.9$, $SE = 0.84$).

These results clearly show the difference in reading effort between self-spoken (familiar) text and external (unfamiliar) text on

fixation metrics and regression. As we can see in Figure 7 and 8, self-spoken text had the highest regression and lowest fixation measures. One interesting side observation here: although we prompted the LLM to generate complex sentences for the HARD tasks, the generated text did not differ much in sentence structural complexity, but mostly adopted unfamiliar words to increase difficulty.

Answers to R3. In terms of *reading effort*, we found that SUMMARY has a significantly lower inline regression rate than most other interfaces (PLAIN, AOC and RAKE), yet has significantly higher fixation measures (FC, FFD, TT) than them. While regression indicates *difficulty* on the comprehension level [50], fixation count and duration are more associated with word identification and *unfamiliarity* [43]. This means, although SUMMARY introduced unfamiliar words, it actually reduced the difficulty of comprehension. We believe *unfamiliarity* was introduced by word substitution and paraphrasing when LLMs polished the original composition, which reduced *difficulty* for reading by improving coherence and sentence structure. This disparity is interesting, because it is common for difficulty in word identification to accompany difficulty in comprehension [44]. We can see this in our EASY and HARD external

text baselines: HARD has higher regression and fixation than EASY (Figure 7).

In addition, we were surprised to find that the RAKE highlights could better guide reading than GP-TSM. Our potential explanation is that GP-TSM is designed for skimming *unfamiliar written* text, its grammar-preserving function may not always work well for oral expressions with occasional grammatical mistakes. On the other hand, RAKE might have served as effective signposts for self-spoken, familiar text.

7 Subjective feedback

Participants were asked to rank their preferences during the speaking and reviewing phases respectively after completing all the tasks. These rankings were converted into scores for quantitative analysis, with the first rank receiving 5 points, the second 4 points ... the last 1 point. They were allowed to give equal ratings for different conditions. In addition, we asked them to rate their content satisfaction and frustration in reading. In this section, we summarized our findings from surveys and semi-structured interviews and aimed to answer the fourth research question.

7.1 RQ4: Which interface(s) do participants prefer?

User Preference. Some participants found it hard to choose their preferred interface for the speaking process. The most preferred top choice was RAKE, with six participants favoring it, and the rest of the top votes spread across other conditions. For the preference in reviewing, the most preferred top choice was SUMMARY, with 15 participants favoring it, followed by RAKE with four participants favoring it. After converting all the rankings into scores, Figure 10 showed the results for the speaking and reviewing phases, respectively. For the speaking phase, a Kruskal-Wallis test found no significant difference across *Interface* ($p=0.200$). This is consistent with the quantitative results that also found no significant difference across interfaces during speaking, probably because they spent little time reading.

For the reviewing phase, a Kruskal-Wallis test identified a significant difference across *Interface* ($H_4 = 46.14$, $p < .001$, $\eta^2 = .444$). As shown in Figure 10-(b), SUMMARY received the highest average score, with significant differences from PLAIN ($p<0.001$), AOC ($p=0.002$), and GP-TSM ($p=0.006$), but not RAKE ($p=0.381$). PLAIN received the lowest score, which was also significantly different from AOC ($p=0.043$), RAKE ($p<0.001$), GP-TSM ($p=0.017$), and SUMMARY ($p<0.001$). We found no significant difference across AOC, RAKE and GP-TSM themselves. In summary, during the reviewing process, participants mostly preferred SUMMARY, then RAKE. Then they ranked AOC and GP-TSM rather similarly. PLAIN was the least preferred condition for reviewing.

Content Satisfaction Figure 10-(c) showed the ratings of how satisfied they were with the content being created for each interface. A Kruskal-Wallis test identified a significant effect for content satisfaction across *Interface* ($H_4 = 30.31$, $p < .001$, $\eta^2 = .277$). Dunn's post-hoc test showed that PLAIN was rated significantly lower than AOC ($p=0.37$), RAKE ($p=0.003$) and SUMMARY ($p<0.001$). Moreover, SUMMARY was rated significantly higher than GP-TSM ($p=0.014$).

Although the content of RAKE and GP-TSM is technically just AOC adding highlights, the highlights seemed to have affected the rating for content satisfaction as well. GP-TSM was ranked as the second lowest, above PLAIN and below AOC, showing that the grammar-preserving highlighting did not work well for spoken content.

Mental Demand in Reading Figure 10-(d) showed the results of the rating in the Kruskal-Wallis test were significant ($H_4 = 22.97$, $p < .001$, $\eta^2 = .197$), indicating a large effect across conditions. Dunn's post-hoc test showed that PLAIN was rated significantly higher than RAKE ($p<0.001$) and SUMMARY ($p<0.001$). We did not find a significant difference across the other four interfaces besides PLAIN. This indicates that all four interface interventions tested in our experiment had a similar perceived mental load, which is lower than the raw transcript.

7.2 Pros and Cons of Five Interfaces

We summarize the findings from our interviews, which elaborated on participants' subjective feedback on their positive and negative experiences with the five interfaces during the speech production and reviewing phases, respectively.

7.2.1 PLAIN. Participants appreciated the real-time feedback during speech production, while finding the speech recognition and punctuation errors distracting and affecting reading.

Regarding the speaking phase, three participants expressed **appreciation for its real-time feedback**. P9 stated, *"It is the most intuitive, and delays in other tasks disturb me, affecting my input."* However, seven participants expressed **stress and distraction by excessive punctuation** introduced by Assembly.ai. P8 explained the stress caused by punctuation, *"I find it frustrating when the system places periods in strange places. I thought I was taking a break to think, and my sentence hadn't finished, but the system put a period and started a new sentence, which made me very tense, so I tried to speak faster."* P9 explained how excessive punctuation occupied mental resources, *"Everything turns into short sentences, which distracts me because I pay attention to whether it is expressed correctly, ... I have to go back and assess whether these sentences can be linked to form a coherent sentence, which is more energy-consuming."*

During the reviewing phase, participants complained about **speech recognition and punctuation errors affecting reading**. Eight participants considered the transcription quality poor. P1 remarked that *"it has a lot of errors or grammar mistakes."* P9 did not like the frequent inclusion of filler words, *"a lot of 'and' and 'so.' It does not delete repeated language habits."* P19 also mentioned that *"some specific words and keywords are not well recognized, affecting the understanding of the text."* P5 mentioned, *"The periods and commas are often not even where I want them to be."* P4 mentioned, *"Punctuation is obviously wrong, which hinders your reading flow."*

7.2.2 AOC. Participants appreciate the balance of responsiveness and correctness of the text during speech production. The corrected text improved the reading experience while preserving the original meaning.

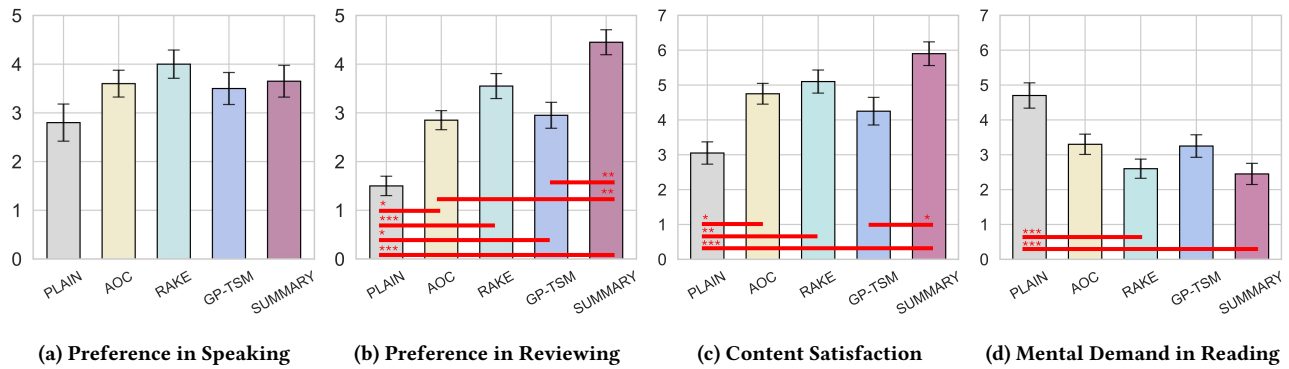


Figure 10: Subjective rank-based scores of helpfulness in speaking (a) and reviewing (b), And questionnaire 1-7 likert scale question scores for “I am satisfied with the content in this transcription” (c) and “How mentally demanding was it to read the transcript” (d)

During the speaking phase, two participants positively commented on the minimal modification and fast response. P11 mentioned, “The modification is relatively small and fast.” P13 noted, “The changes are not big, ..., the text is relatively neat when speaking.”

During the reviewing phase, five participants expressed **appreciation for its improved fluency while preserving meanings**. P3 noted, “The sentences are more complete, and the spoken text has become readable text. Compared with PLAIN, it is not so fragmented.” P9 mentioned that the system “Deleted some useless words and a lot of my repetitive language habits.” P14 stated, “The original meaning was not changed, and my mistake was corrected. My speech was expressed truthfully.” P16 mentioned, “AOC is quite close to the original content, with no significant changes.”

7.2.3 RAKE. The highlights in this condition were considered effective to help recall spoken content and speed up reading, although some felt the reading experience could be affected by scattered highlights.

During the speaking phase, two participants said highlights in RAKE would **help them recall what they said**. P13 mentioned, “A glance at the highlighting helps me remember what I said.” Another two participants (P7, P17) further elaborated how this could **boost their confidence** while speaking. P7 mentioned, “The highlighted parts allowed me to clearly know what I said and whether it was what I wanted to say.” P17 noted, “When I say a sentence with a key point, I want to see if this point has been recorded. If it captures and highlights this point, it helps me to see and confirm this matter.” However, P10 expressed the negative side of RAKE being **overly scattered**. “I think the keywords may be a bit too scattered. It is fine when I read it during review. But I don’t like it during the process of speaking. When speaking, I prefer GP-TSM.”

During the reviewing phase, nine participants expressed how RAKE could **improve reading speed**. P4 believed, “Highlighting helped me actually go through the text a lot faster.” P5 mentioned, “It reduces the reading time as the eyes scan the highlighted words.” P14 compared it with GP-TSM, stating, “Compared with long highlighting, short highlighting is more salient.” P5 believed that RAKE highlighting is easier to recall than GPT-SM, “because the highlighted words help me remember the most important things I said

when I was speaking. This is similar to the GPT-SM, but that highlights the main sentences. I think the words are easier than GPT-SM.” However, the scatteredness could also affect reading negatively. As P3 remarked, “It’s very scattered; words are everywhere, making it hard to piece together. I think it does not help my reading.”

7.2.4 GP-TSM. Participants found this highlighting strategy chaotic, distractive and relatively slow in updating during speech production. While it did support reading when the highlighting made sense, sometimes the highlights were too excessive to be effective.

During the speaking phase, three participants commented that GP-TSM is **overly distracting and hard to understand**. P4 commented, “It made the screen a lot more chaotic and full.” P7 noted, “it continues to change while speaking, but I don’t really understand what it is doing.” P17 remarked, “It makes no sense to me and makes the whole picture very attention-grabbing.” In addition, P10 reflects on the problem of its slow update, “I like the phrases (GPTSM). However, the main problem is that it processes relatively slowly.”

During the reviewing phase, four participants said GP-TSM could facilitate reading by **capturing main information**. P2 found that it aligned with their note-taking habits. P3 commented, “By capturing the main information, even though some details were not highlighted, I could still recall most of what I wanted to convey.” P16 appreciated the hints provided by the highlighting, stating, “When reading, I can relax my mind; the objective is clear. By reading only the bolded parts, I can basically understand the content.” However, nine participants reported negative experiences when the highlighting was **too extensive or lacked logical coherence**. P4 mentioned, “Long highlighting makes the reading process more difficult,” and P8 noted, “There’s too much emphasis, making the information hard to process.” P15, while acknowledging that highlighting was visually helpful, felt that it lacked logical coherence. P19 agreed that the highlighted points were correct and could help reconstruct the narrative, but commented, “When highlighting tries to cover everything, it ends up covering nothing effectively.”

7.2.5 SUMMARY. The generated summaries were perceived as concise, accurate and organized thus easy to read, providing a sense of safety during speech production and largely improved reading

during reviewing. However the tradeoff was also noticable - its slow update and drastic change over text could be disruptive, and occasionally the summaries altered original meanings.

During the speaking phase, five participants positively commented on LLM summaries as **concise and accurate**. P5 described the experience as “*more casual, more appropriate, more concise. So it’s the easiest because I don’t have to think about it that much.*” P7 stated, “*It can clearly understand what I am saying and it is relatively accurate, so I can continue speaking as needed.*” P5 liked how **punctuation got fixed** while speaking, saying, “*The result from AS is somewhat like the way I speak.*” P16 expressed a sense of safety by having AI’s **help in organizing loose thoughts**, “*I feel safe. No matter what I say, it will be able to organize it, such as some problems with expression. I talk about academic things. My speech will also use some long sentences, but sometimes my brain can’t keep up, and I will lose the thoughts. (With SUMMARY) I don’t have too much fear of losing memory when I speak, because the summary will help me round it up.*” However, P18 commented on the **updates being not timely enough**, “*It’s not real-time enough when it’s being spoken. I’ll be a little panicked if I don’t get timely feedback.*” Five participants mentioned that disruption can be caused by **too much change on text**. Such as P20 noted, “*Although it is based on my opinion, the changes are too big, it may distract my attention.*” P4 mentioned, “*The changing stopped me from talking.*” P12 commented on the visual distraction caused by “*It suddenly gets shortened or lengthened.*” P14 also found it not intuitive when the text gets shorter while speaking more, and said, “*During the speaking process, I don’t pay attention to the content, I only pay attention to its length or a rough visual performance, so I feel a little strange.*”

In the reviewing phase, 13 participants positively commented on its **enhanced clarity, tone and organization that facilitate reading**. P2 praised the system “*has excellent summarization skills.*” P3 observed that the result could **turn spoken language into written language**, making it an ideal choice for dictating a social media post. Similarly, P19 felt, “*It no longer sounds like speech but more like written language, even feeling like writing an article.*” P8 remarked, “*It’s very clever and good at organizing things. The reading process is the simplest. After the summary, it is very easy and comfortable to read. The word choice is very accurate. Even though when I speak, they may not be so accurate, but SUMMARY modifies them well.*” Non-native speakers appreciated the help, as P10 said, “*The text is changed to a word order more commonly used by native speakers.*” Furthermore, P4 commented, “*The summary is really easy to read because the sentences are well-organized.*” Nevertheless, participants also minded the **misinterpretations** in the reviewing phase. P11 noted, “*Although it writes more precisely, sometimes it conveys a different meaning from mine. It misinterprets. (...) I prefer results based on the original text.*” P20 expressed concerns about slight alterations to their ideas, stating, “*It actually changed my idea a little bit. I worry whether it accurately conveyed my meaning.*”

7.3 Explanations of Gaze Behaviors

During the interviews, we asked participants to reflect on their gaze behaviors and talk about reasons for looking or not looking at the text. We summarized our findings below.

7.3.1 Avoiding distractions. Nine participants reported they intentionally avoided looking at the interface to avoid distraction. P1 remarked, “*(During speaking.) I look (at the text), but I don’t read because I’m occupied by speaking. If I started reading, then I get confused or distracted.*” P10 stated, “*I don’t pay much attention to my vision, but more to what’s going on in my mind.*” P13 explained, “*If I look at the interface, I would want to align my speaking speed with the transcription. But this would disrupt my thinking rhythm.*” This helps explain the low percentage of *Sustained Reading* found in Section 6.1.

7.3.2 Active looking: monitoring system and task. When being asked about the goal of looking back to the text, six participants mentioned they were mainly monitoring the system operation or task progress. P6 stated, “*I only looked at the interface to see how much I was speaking and how much I still have left to speak. So like to check on the progress.*” P11 explained, “*The reason I would look at it was when there was a sudden change, such as more text. Or after speaking several words, it still didn’t show. I would check the operating status of the system.*” P7 mentioned, “*I check whether the content is accurately transcribed. Sometimes I will wait for the text to come out before I start to say the next sentence.*”

7.3.3 Active looking: Unconsciously wandering around. Four participants reported unconsciously glancing at the interface without a specific purpose. P15 stated, “*I would look at the interface, mostly unconsciously, without any purpose.*” P12 mentioned, “*My eyes may glance around, but I don’t read it.*” This helps explain part of the *Hopping* gaze patterns we found in Section 6.1.

7.3.4 Passive looking: attracted by interface changes. Six participants noted that changes in the interface attracted their attention. P4 remarked, “*When I was speaking and the AI was changing the sentence structure, that made me look into the interface.*” P8 stated, “*Some words that pop up by highlights would draw me in. Not a change in meaning, just a visual change.*”

7.3.5 Passive looking: attracted by errors. Three participants mentioned being drawn to transcription errors. P12 noted, “*Punctuation marks will also attract me if they are very different from what I think.*” P18 mentioned, “*I said something wrong, and the mistakes were also transcribed.*”

8 Discussion

Our eye-tracking study of dictation interfaces uncovered novel insights into users’ visual engagement with spoken text and their reading effort during speech production and review. Below we summarize our findings, discuss them in the context of existing knowledge, and explicate the implications for design.

8.1 Findings and Future Research Directions

8.1.1 Sparse Reading in Speech Production. We found that gaze engagement patterns differ substantially during speech production and reviewing processes. Our participants spent only 7-11% of the time reading text during production. This has an interesting consistency with a previous study on written composition, where participants spent only 5.8% of their time in sustained reading [55]. Language production likely occupies the majority of the cognitive

load during production, regardless of the input modality, leaving little cognitive resources for sustained reading. In our study, the participants' gaze engagement during composition was explained in their subjective feedback: they looked away to avoid distraction while speaking; they were mainly monitoring the system and task progress while intentionally looking; their eyes might also be attracted by interfaces and errors. We found these gaze strategies are highly persistent, not affected by the interfaces displaying / altering the produced text. This could inform future gaze-aware systems for detecting users' status and providing adaptive UI support. Future work could explore effective interface design for progress monitoring while reducing distractions when the user is speaking. Moreover, a potential research direction is to explore graphical representations of the gist of the spoken text. For instance, it could provide an overview of the topics or visualize the evolvement of the semantic space. Figure 11-a and b illustrate example design concepts for these purposes.

8.1.2 Desirable Unfamiliarity. One of the most striking findings is the phenomenon we term "*Desirable Unfamiliarity*": abstractive summaries, despite introducing unfamiliar words, reduce reading difficulty and are preferred by users. This suggests that while word identification may become slightly more challenging due to unfamiliar phrasing, the overall coherence and readability of the text improve, leading to fewer regressions and easier comprehension. This finding challenges the conventional wisdom that familiarity with text always leads to easier reading [33, 43]. It also highlights the importance of prioritizing gist comprehension over verbatim accuracy in dictation interfaces, in line with previous speculation in the literature [38]. Participants' most favored interface being the LLM summaries indicates a level of acceptance towards altered wording from their original speech as long as the main message remains intact. This opens up new research questions on understanding the effects of different summaries: how much deviation it could depart from the original transcript to be still acceptable, which could include both their conciseness and the generation strategies customized for various types of content.

8.1.3 Highlighting for Recall. Finally, the abstractive information extraction method (LLM summaries) outperformed extractive summaries (highlights) in reading one's spoken content. Grammar-preserving extractive summaries were known to be effective for assisting reading unfamiliar text [18, 19]. We found it did not perform better than simple keyword spotting (RAKE) in our context. This indicates that text highlighting strategies for self-produced (familiar) text shall focus on sign-posting for facilitating recall rather than comprehension. Future research could explore effective sign-posting methods through keyword highlighting, eg. special nouns, important verbs or conjunction words. Personalization methods could also be explored, as the individual differences in preferred memory support could be large.

8.2 Design Implications

8.2.1 Real-Time Feedback & Distraction Reduction. During speech production, users spend little time reading the spoken text. This finding redirects the attention of interface designers away from improving the readability of text to reducing unnecessary distractions

in production. Perhaps there could be different interface solutions supporting production and review [20]. For example, interfaces could provide subtle visual cues to indicate transcription progress without overwhelming the user with text changes, a conceptual interface is shown in Figure 11-(a). Previous work on eyes-free dictation and editing [16] showed a very high cognitive load due to missing visual support. Therefore we believe the balance of visual demand is a key design challenge. Existing adaptive user interfaces for reducing distractions based on users' cognitive load, eg. in driving context [54, 56], could be one direction to explore.

8.2.2 Do Not Only Correct Errors, Show the Gist. The development of STT technology has been much focused on correcting recognition errors [13]. Our study showed that only correcting speech recognition errors is not enough to support dictation. We were surprised that AOC did not perform significantly better than PLAIN for either regression or fixation metrics, as we confirmed from participants' subjective feedback that AOC effectively improved the recognition accuracy (Section 7.2.2). While future research is needed to dive into this, we suspect two potential causes. One is related to the participants' speech production ability. Although AOC helps correct recognition errors, it does not fully correct the human errors made in speaking, such as wrong wordings, which would also affect reading. Second, is the nature of oral language – the choices of wording and sentence structures might be different from written language, eg. being more verbose, which could also negatively affect the reading. Therefore, we advocate for a more holistic approach to improving transcripts beyond correcting disfluencies and punctuation.

As discussed, this work showed the effectiveness of displaying summaries to support the review of spoken text. However, higher-level summaries necessarily compromise details and become harder to align with users' intentions. One solution of "tuning" summaries was introduced in Rambler [35] by toggling keywords and regenerating, a conceptual interface is shown in Figure 11-(c). The effectiveness of this and its future improvements need to be studied further. Furthermore, going beyond textual summaries, many graphical methods could be used in gist representation, such as mind maps, concept maps, storyboards, infographs as well as other more sophisticated visualizations [11, 17], a conceptual interface is shown in Figure 11-(b).

8.2.3 Go Beyond a Text Editor Interface. Existing dictation interfaces, such as the ones provided by Android or iOS systems, inherit most foundations from the traditional text editor interfaces. As a typewriting interface, its interaction happens almost solely around the cursor area. As our participants spend only half of the gaze-on-text time looking at the immediate production, we suggest that the design of dictation interfaces should not only focus on the cursor area, but also the entire content display. Future research could consider investigating other potential supports during composition instead of reading. Recent LLM-supported writing interfaces are already moving the writing task away from word-to-word composition to piece-by-piece manipulation [5]. When it comes to dictation, we could consider providing visual cues for monitoring progress and helping plan the composition [7, 15, 42]. Effective highlights could help them recall the gists of previous production [35]. In addition, users could be looking at other materials / objects while

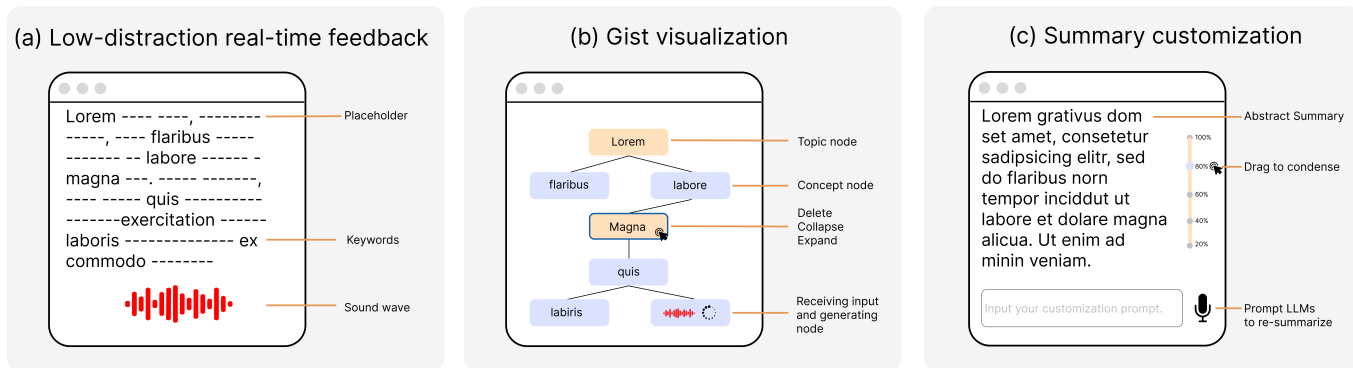


Figure 11: Based on our findings, we illustrate three examples of interface concepts for future dictation tools: (a) **Low-distraction real-time feedback**, displaying only keywords and placeholders to reduce distraction while keeping real-time feedback (also with soundwave animation) about the speech input and recognition progress. (b) **Gist visualization**, moving beyond only textual feedback about the spoken content, by structuring the text into a concept map to facilitate review and manipulation. (c) **Summary customization**, generating summaries of varying conciseness with an option to customize them via user prompts. These designs aim to reduce cognitive load while providing necessary visual support, help users clarify core ideas (gist), and offer ways to tune summaries.

speaking when composing relevant content, eg. commentaries or reviews [27, 62]. Such tasks can also be better supported.

8.2.4 Highlighting Strategies. While both RAKE and GP-TSM highlighting methods were effective, RAKE was more successful in guiding users’ attention during review. This suggests that keyword-based highlighting may be more suitable for self-produced text. Highlighting as signposting for recall appears to be more important than reading comprehension. This leads to potential future development of customized highlighting strategies for STT interfaces. Perhaps there could be a better approach combining summaries and highlighting. However, interface designers need to be mindful of the distraction it may cause in the speaking process if the text visually changes too drastically. Perhaps smoothing animations can be developed to mitigate the sudden jumps caused by word and length changes. Going beyond keyword highlighting, other visual highlighting methods could be explored, including color combinations and motion [58]. The interventions for assisting low-vision reading can be considered as aids here as well [48]. More graphical solutions for extracting gists of content can be explored, such as automatic concept map generation [32, 66].

8.2.5 Broader Implications. Our findings extend beyond dictation interfaces and have implications for other applications where transcribed content is displayed, such as AI-summarized meeting notes, lecture transcripts, and conversational interfaces. Recent works in other research areas have explored ways to handle STT transcripts such as creating structured medical notes from audio recordings[26], which highlighted the inaccuracy in summarization as a major limitation in healthcare. Hakulinen et al [22] formalized how different professional areas require different styles of voice-based reporting, including how real-time it needs to be and how transcriptions are summarized and structured. Our findings, such as the concept of *Desirable Unfamiliarity*, could also inform the design of these systems, given these applications also work with familiar text although not always self-produced.

8.3 Limitations

Our work has several limitations. First, although we did our best to adjust system prompts and software solutions, the interface updates still lack stability. Due to the lack of controllability over LLM output, all our interfaces except Plain had this issue. The delay of API calls for offline correction and LLM processes also negatively affected our current user experience. When the output of AI models becomes more stable in the future, reducing update latency could improve the overall experience during speech production. However as this issue exists across four conditions, it can be considered partially controlled for their comparison. Second, we have rather small effect sizes for the fixation metrics. We believe this is largely due to the nature of a text composition study, in which every piece of text produced was different. This creates a large source of noise for the data yet necessary for our research. Lastly, while the state-of-the-art STT tools mainly transcribe English, we conducted the study in a non-English speaking region. This limited our ability to recruit native speakers of the tested language. Language fluency shall play a role in the quality of production, which subsequently affects reading. Our analysis of native/bilingual English speakers’ experience is only preliminary due to the limited sample size. Future work could replicate the study with more native English speakers, or use a speech recognition tool in the native language of participants.

9 Conclusion

To our knowledge, this is the first eye-tracking study investigating gaze behaviors in speech production and evaluating the reading experience of self-spoken text. Our findings uncovered insights on visual engagement patterns, and reading effort in terms of difficulty and unfamiliarity. We conclude, the display of spoken content shall preserve the original meaning of the composition but could improve its wordings for better reading. LLM-generated summaries can effectively reduce the reading cost by polishing the text despite

introducing unfamiliarity. These findings can inform pivotal design decisions of STT interfaces, which are widely accessible as alternative text input and recording methods today.

Acknowledgments

Anonymized.

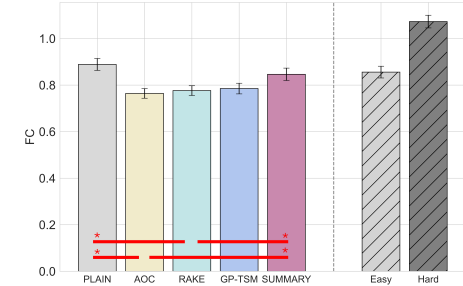
References

- [1] Mehdi Allahyari, Seyed Amin Pouriyeh, Mehdi Assefi, Saeid Safaei, Elizabeth D. Trippe, Juan B. Gutierrez, and Krys J. Kochut. 2017. Text Summarization Techniques: A Brief Survey. *CoRR* abs/1707.02268 (2017). [arXiv:1707.02268](http://arxiv.org/abs/1707.02268)
- [2] Scott F Beers, Thomas Quinlan, and Allen G Harbaugh. 2010. Adolescent students' reading during writing behaviors and relationships with text quality: an eyetracking study. *Reading and Writing* 23 (2010), 743–775.
- [3] Ralf Biedert, Georg Buscher, Sven Schwarz, Jörn Hees, and Andreas Dengel. 2010. Text 2.0. In *CHI '10 Extended Abstracts on Human Factors in Computing Systems* (Atlanta, Georgia, USA) (CHI EA '10). Association for Computing Machinery, New York, NY, USA, 4003–4008. doi:10.1145/1753846.1754093
- [4] Christian Bokhove and Christopher Downey. 2018. Automated generation of 'good enough' transcripts as a first step to transcription of audio-recorded data. *Methodological innovations* 11, 2 (2018), 2059799118790743.
- [5] Daniel Buschek. 2024. Collage is the New Writing: Exploring the Fragmentation of Text and User Interfaces in AI Tools. In *Proceedings of the 2024 ACM Designing Interactive Systems Conference*. 2719–2737.
- [6] Xiaoyin Che, Sheng Luo, Haojin Yang, and Christoph Meinel. 2017. Automatic lecture subtitle generation and how it helps. In *2017 IEEE 17th International Conference on Advanced Learning Technologies (ICALT)*. IEEE, 34–38.
- [7] Elizabeth Clark, Anne Spencer Ross, Chenhao Tan, Yangfeng Ji, and Noah A Smith. 2018. Creative writing with a machine in the loop: Case studies on slogans and stories. In *Proceedings of the 23rd International Conference on Intelligent User Interfaces*. 329–340.
- [8] Patrick M Commarford and James R Lewis. 2004. Models of throughput rates for dictation and voice spelling for handheld devices. *International Journal of Speech Technology* 7, 1 (2004), 69–79.
- [9] R. Devika, Subramaniaswamy Vairavasundaram, C. Sakthi Jay Mahenthara, Vijayakumar Varadarajan, and Ketan Kotecha. 2021. A Deep Learning Model Based on BERT and Sentence Transformer for Semantic Keyphrase Extraction on Big Social Data. *IEEE Access* 9 (2021), 165252–165261.
- [10] Yue Dong, Yikang Shen, Eric Crawford, Herke van Hoof, and Jackie Chi Kit Cheung. 2018. Banditsum: Extractive summarization as a contextual bandit. *arXiv preprint arXiv:1809.09672* (2018).
- [11] Mennatallah El-Assady, Annette Hautli-Janisz, Valentin Gold, Miriam Butt, Katharina Holzinger, and Daniel A Keim. 2017. Interactive visual analysis of transcribed multi-party discourse. (2017).
- [12] Wafaa S. El-Kassas, Cherif R. Salama, Ahmed A. Rafea, and Hoda K. Mohamed. 2021. Automatic text summarization: A comprehensive survey. *Expert Systems with Applications* 165 (2021), 113679. <https://www.sciencedirect.com/science/article/pii/S0957417420305030>
- [13] Rahhal Errattahi, Asmaa El Hannani, and Hassan Ouahmane. 2018. Automatic Speech Recognition Errors Detection and Correction: A Review. *Procedia Computer Science* 128 (2018), 32–37. doi:10.1016/j.procs.2018.03.005 1st International Conference on Natural Language and Speech Processing.
- [14] M Gareth Gaskell, Jelena Mirkovic, et al. 2016. *Speech perception and spoken word recognition*. Psychology Press Abingdon, Oxon.
- [15] Katy Ilonka Gero and Lydia B. Chilton. 2019. Metaphoria: An Algorithmic Companion for Metaphor Creation. In *Proceedings of the 2019 CHI Conference on Human Factors in Computing Systems* (Glasgow, Scotland UK) (CHI '19). Association for Computing Machinery, New York, NY, USA, 1–12. doi:10.1145/3290605.3300526
- [16] Debjyoti Ghosh, Pin Sym Foong, Shengdong Zhao, Di Chen, and Morten Fjeld. 2018. EDITalk: Towards designing eyes-free interactions for mobile word processing. In *Proceedings of the 2018 CHI Conference on Human Factors in Computing Systems*. 1–10.
- [17] Valentin Gold, Annette Hautli-Janisz, Katharina Holzinger, and Mennatallah El-Assady. 2016. Visargue: analysis and visualization of deliberative political communication. *Political Communication Report* 26, 1 (2016), 1–2.
- [18] Ziwei Gu, Ian Arawjo, Kenneth Li, Jonathan K Kummerfeld, and Elena L Glassman. 2024. An AI-Resilient Text Rendering Technique for Reading and Skimming Documents. In *Proceedings of the CHI Conference on Human Factors in Computing Systems*. 1–22.
- [19] Ziwei Gu, Owen Raymond, Naser Al Madi, and Elena L Glassman. 2024. Why Do Skimmers Perform Better with Grammar-Preserving Text Saliency Modulation (GP-TSM)? Evidence from an Eye Tracking Study. In *Extended Abstracts of the CHI Conference on Human Factors in Computing Systems*. 1–8.
- [20] Shihui Guo, Yubin Shi, Pintong Xiao, Yanan Fu, Juncong Lin, Wei Zeng, and Tong-Yee Lee. 2023. Creative and Progressive Interior Color Design with Eye-tracked User Preference. *ACM Trans. Comput.-Hum. Interact.* 30, 1, Article 5 (March 2023), 31 pages. doi:10.1145/3542922
- [21] Thomas Hain, Lukáš Burget, John Dines, Philip N Garner, František Grézl, Asmaa El Hannani, Marijn Huijbregts, Martin Karafiat, Mike Lincoln, and Vincent Wan. 2011. Transcribing meetings with the AMIDA systems. *IEEE Transactions on Audio, Speech, and Language Processing* 20, 2 (2011), 486–498.
- [22] Jaakko Hakulinen, Tuuli Keskinen, Markku Turunen, and Sanni Siltanen. 2021. Design space for voice-based professional reporting. *Multimodal Technologies and Interaction* 5, 1 (2021), 3.
- [23] Peter Howell and Stevie Sackin. 1995. Automatic recognition of repetitions and prolongations in stuttered speech. In *Proceedings of the first World Congress on fluency disorders*, Vol. 2. University Press Nijmegen Nijmegen, The Netherlands, 372–374.
- [24] Aishwarya Jadhav and Vaibhav Rajan. 2018. Extractive summarization with swap-net: Sentences and words from alternating pointer networks. In *ACL 2018-56th Annual Meeting of the Association for Computational Linguistics, Proceedings of the Conference (Long Papers)*, Vol. 1. Association for Computational Linguistics (ACL), 142–151.
- [25] Ruipeng Jia, Yanan Cao, Hengzhu Tang, Fang Fang, Cong Cao, and Shi Wang. 2020. Neural extractive summarization with hierarchical attentive heterogeneous graph network. In *Proceedings of the 2020 conference on empirical methods in natural language processing (EMNLP)*. 3622–3631.
- [26] Annessa Kernberg, Jeffrey A Gold, and Vishnu Mohan. 2024. Using ChatGPT-4 to Create Structured Medical Notes From Audio Recordings of Physician-Patient Encounters: Comparative Study. *Journal of Medical Internet Research* 26 (2024), e54419.
- [27] Anam Ahmad Khan, Joshua Newn, Ryan M. Kelly, Namrata Srivastava, James Bailey, and Eduardo Velloso. 2021. GAVIN: Gaze-Assisted Voice-Based Implicit Note-taking. *ACM Trans. Comput.-Hum. Interact.* 28, 4, Article 26 (Aug. 2021), 32 pages. doi:10.1145/3453988
- [28] Steffen Koch, Markus John, Michael Wörner, Andreas Müller, and Thomas Ertl. 2014. VarifocalReader—in-depth visual analysis of large text documents. *IEEE transactions on visualization and computer graphics* 20, 12 (2014), 1723–1732.
- [29] Anuj Kumar, Tim Paek, and Bongshin Lee. 2012. Voice typing: a new speech interaction model for dictation on touchscreen devices. In *Proceedings of the SIGCHI Conference on Human Factors in Computing Systems*. 2277–2286.
- [30] Daniel Lakens. 2013. Calculating and reporting effect sizes to facilitate cumulative science: a practical primer for t-tests and ANOVAs. *Frontiers in psychology* 4 (2013), 863.
- [31] Md Tahmid Rahman Laskar, Xue-Yong Fu, Cheng Chen, and Shashi Bhushan Tn. 2023. Building real-world meeting summarization systems using large language models: A practical perspective. *arXiv preprint arXiv:2310.19233* (2023).
- [32] Jae Hwa Lee and Aviv Segev. 2012. Knowledge maps for e-learning. *Computers & Education* 59, 2 (2012), 353–364.
- [33] Gody Leroy and David Kauchak. 2014. The effect of word familiarity on actual and perceived text difficulty. *Journal of the American Medical Informatics Association* 21, e1 (2014), e169–e172.
- [34] Junwei Liao, Sefik Eskimez, Liyang Lu, Yu Shi, Ming Gong, Linjun Shou, Hong Qu, and Michael Zeng. 2023. Improving readability for automatic speech recognition transcription. *ACM Transactions on Asian and Low-Resource Language Information Processing* 22, 5 (2023), 1–23.
- [35] Susan Lin, Jeremy Warner, JD Zamfirescu-Pereira, Matthew G Lee, Sauhard Jain, Shanqing Cai, Piyawat Lertvittayakumjorn, Michael Xuelin Huang, Shumin Zhai, Björn Hartmann, et al. 2024. Rambler: Supporting Writing With Speech via LLM-Assisted Gist Manipulation. In *Proceedings of the CHI Conference on Human Factors in Computing Systems*. 1–19.
- [36] Paria Jamshid Lou and Mark Johnson. 2020. End-to-end speech recognition and disfluency removal. *arXiv preprint arXiv:2009.10298* (2020).
- [37] Ling Luo, Xiang Ao, Yan Song, Feiyang Pan, Min Yang, and Qing He. 2019. Reading like HER: Human reading inspired extractive summarization. In *Proceedings of the 2019 Conference on Empirical Methods in Natural Language Processing and the 9th International Joint Conference on Natural Language Processing (EMNLP-IJCNLP)*. 3033–3043.
- [38] Brinda Mehra, Kejia Shen, Hen Chen Yen, and Can Liu. 2023. Gist and Verbatim: Understanding Speech to Inform New Interfaces for Verbal Text Composition. In *Proceedings of the 5th International Conference on Conversational User Interfaces* (Eindhoven, Netherlands) (CUI '23). Association for Computing Machinery, New York, NY, USA, Article 15, 11 pages. <https://doi.org/10.1145/3571884.3597134>
- [39] Sandip Modha, Prasenjit Majumder, Thomas Mandl, and Chintak Mandalia. 2020. Detecting and visualizing hate speech in social media: A cyber watchdog for surveillance. *Expert Systems with Applications* 161 (2020), 113725.
- [40] N. Moratanch and S. Chitrakala. 2017. A survey on extractive text summarization. In *2017 International Conference on Computer, Communication and Signal Processing (ICCCSP)*. 1–6.

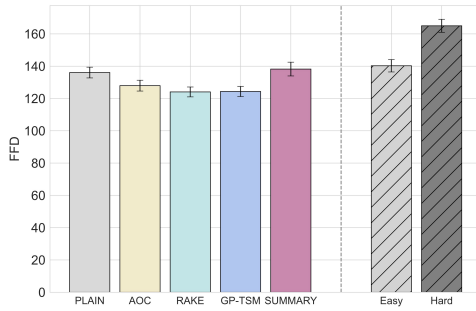
- [41] Shashi Narayan, Shay B. Cohen, and Mirella Lapata. 2018. Ranking Sentences for Extractive Summarization with Reinforcement Learning. In *Proceedings of the 2018 Conference of the North American Chapter of the Association for Computational Linguistics: Human Language Technologies, Volume 1 (Long Papers)*, Marilyn Walker, Heng Ji, and Amanda Stent (Eds.). Association for Computational Linguistics, New Orleans, Louisiana, 1747–1759. doi:10.18653/v1/N18-1158
- [42] Hiroyuki Osone, Jun-Li Lu, and Yoichi Ochiai. 2021. BunCho: ai supported story co-creation via unsupervised multitask learning to increase writers' creativity in Japanese. In *Extended Abstracts of the 2021 CHI Conference on Human Factors in Computing Systems*. 1–10.
- [43] Keith Rayner. 1998. Eye movements in reading and information processing: 20 years of research. *Psychological bulletin* 124, 3 (1998), 372.
- [44] Keith Rayner, Kathryn H Chace, Timothy J Slattery, and Jane Ashby. 2006. Eye movements as reflections of comprehension processes in reading. *Scientific studies of reading* 10, 3 (2006), 241–255.
- [45] Virgile Rennard, Guokan Shang, Julie Hunter, and Michalis Vazirgiannis. 2023. Abstractive meeting summarization: A survey. *Transactions of the Association for Computational Linguistics* 11 (2023), 861–884.
- [46] Stephen Robertson. 2004. Understanding inverse document frequency: on theoretical arguments for IDF. *Journal of documentation* 60, 5 (2004), 503–520.
- [47] Stuart Rose, Dave Engel, Nick Cramer, and Wendy Cowley. 2010. Automatic keyword extraction from individual documents. *Text mining: applications and theory* (2010), 1–20.
- [48] Frode Eika Sandnes. 2025. *Interactive Magnification for Low-Vision Users*. Springer Nature Switzerland, Cham, 1–23. doi:10.1007/978-3-319-27648-9_121-1
- [49] Rustam Shadiev, Yueh-Min Huang, Wu-Yuin Hwang, and Narzikul Shadiev. 2014. Investigating visual attention of students with different learning ability on texts generated by speech-to-text recognition. In *2014 IEEE 14th International Conference on Advanced Learning Technologies*. IEEE, 423–425.
- [50] Selina Sharmin, Mari Wiklund, and Liisa Tiittula. 2016. The reading process of dynamic text-A linguistic approach to an eye movement study. *SKY Journal of Linguistics* 29 (2016).
- [51] Hendrik Strobelt, Daniela Oelke, Bum Chul Kwon, Tobias Schreck, and Hanspeter Pfister. 2015. Guidelines for effective usage of text highlighting techniques. *IEEE transactions on visualization and computer graphics* 22, 1 (2015), 489–498.
- [52] Alexander Strukelj and Diederick C Niehorster. 2018. One page of text: Eye movements during regular and thorough reading, skimming, and spell checking. *Journal of Eye Movement Research* 11, 1 (2018).
- [53] Tomohiro Tanaka, Ryo Masumura, Hirokazu Masataki, and Yushi Aono. 2018. Neural Error Corrective Language Models for Automatic Speech Recognition.. In *INTERSPEECH*. 401–405.
- [54] Patrick Tchanhue, Janet Wesson, and Dieter Vogts. 2011. The impact of an adaptive user interface on reducing driver distraction. In *Proceedings of the 3rd international conference on automotive user interfaces and interactive vehicular applications*. 87–94.
- [55] Mark Torrance, Roger Johansson, Victoria Johansson, and Åsa Wengelin. 2016. Reading during the composition of multi-sentence texts: an eye-movement study. *Psychological Research* 80 (2016), 729–743.
- [56] Shaoyue Wen, Songming Ping, Jialin Wang, Hai-Ning Liang, Xuhai Xu, and Yukang Yan. 2024. AdaptiveVoice: Cognitively Adaptive Voice Interface for Driving Assistance. In *Proceedings of the CHI Conference on Human Factors in Computing Systems*. 1–18.
- [57] Adhika Pramita Widyassari, Supriadi Rustad, Guruh Fajar Shidik, Edi Noersasongko, Abdul Syukur, Affandy Affandy, et al. 2022. Review of automatic text summarization techniques & methods. *Journal of King Saud University-Computer and Information Sciences* 34, 4 (2022), 1029–1046.
- [58] Jen-Her Wu and Yufei Yuan. 2003. Improving searching and reading performance: the effect of highlighting and text color coding. *Inf. Manage.* 40, 7 (Aug. 2003), 617–637. doi:10.1016/S0378-7206(02)00091-5
- [59] Hao Xiong, Ruiqing Zhang, Chuanqiang Zhang, Zhongjun He, Hua Wu, and Haifeng Wang. 2019. Dutongchuan: Context-aware translation model for simultaneous interpreting. *arXiv preprint arXiv:1907.12984* (2019).
- [60] Han Xu, Eric Martin, and Ashesh Mahidadia. 2015. Extractive summarisation based on keyword profile and language model. In *Proceedings of the 2015 conference of the North American chapter of the association for computational linguistics: Human language technologies*. 123–132.
- [61] Qian Yang, Gerard de Melo, Yong Cheng, and Sen Wang. 2017. HiText: Text Reading with Dynamic Saliency Marking. In *Proceedings of the 26th International Conference on World Wide Web Companion* (Perth, Australia) (*WWW '17 Companion*). International World Wide Web Conferences Steering Committee, Republic and Canton of Geneva, CHE, 311–319. doi:10.1145/3041021.3054168
- [62] Xuyu Yang, Wengxi Li, Matthew G. Lee, Zhuoyang Li, J. D. Zamfirescu-Pereira, and Can Liu. 2025. Rambler in the Wild: A Diary Study of LLM-Assisted Writing With Speech. arXiv:2502.05612 [cs.HC] <https://arxiv.org/abs/2502.05612>
- [63] Patricia M Zebrowski. 1991. Duration of the speech disfluencies of beginning stutterers. *Journal of Speech, Language, and Hearing Research* 34, 3 (1991), 483–491.
- [64] Xingxing Zhang and Mirella Lapata. 2017. Sentence Simplification with Deep Reinforcement Learning. In *Proceedings of the 2017 Conference on Empirical Methods in Natural Language Processing*, Martha Palmer, Rebecca Hwa, and Sebastian Riedel (Eds.). Association for Computational Linguistics, Copenhagen, Denmark, 584–594. doi:10.18653/v1/D17-1062
- [65] Xingxing Zhang, Mirella Lapata, Furu Wei, and Ming Zhou. 2018. Neural Latent Extractive Document Summarization. In *Proceedings of the 2018 Conference on Empirical Methods in Natural Language Processing*, Ellen Riloff, David Chiang, Julia Hockenmaier, and Jun'ichi Tsujii (Eds.). Association for Computational Linguistics, Brussels, Belgium, 779–784. doi:10.18653/v1/D18-1088
- [66] Xiaoyu Zhang, Jianping Li, Po-Wei Chi, Senthil Chandrasegaran, and Kwan-Liu Ma. 2023. ConceptEVA: Concept-Based Interactive Exploration and Customization of Document Summaries. In *Proceedings of the 2023 CHI Conference on Human Factors in Computing Systems* (Hamburg, Germany) (*CHI '23*). Association for Computing Machinery, New York, NY, USA, Article 204, 16 pages. doi:10.1145/3544548.3581260
- [67] Ming Zhong, Yang Liu, Suyu Ge, Yuning Mao, Yizhu Jiao, Xingxing Zhang, Yichong Xu, Chenguang Zhu, Michael Zeng, and Jiawei Han. 2022. Unsupervised Multi-Granularity Summarization. In *Findings of the Association for Computational Linguistics: EMNLP 2022*, Yoav Goldberg, Zornitsa Kozareva, and Yue Zhang (Eds.). Association for Computational Linguistics, Abu Dhabi, United Arab Emirates, 4980–4995. doi:10.18653/v1/2022.findings-emnlp.366

A Native/Bilingual English speaker participants' fixation metrics in reviewing process.

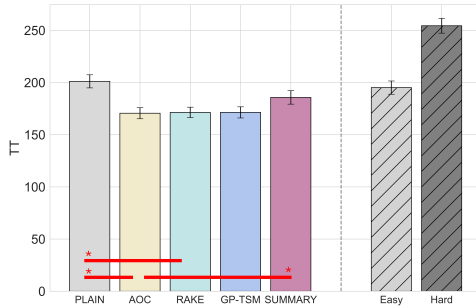
B Tables from statistical analysis



(a) Fixation Count (FC).



(b) First-Fixation Duration (FFD).



(c) Total Time (TT).

Figure 12: Native/Bilingual English speaker participants' fixation metrics in reviewing process (duration in milliseconds). We analyzed the same token-level metrics (fixation) on a subset of the data only from the six native/bilingual English speakers. Kruskal-Wallis test show significant differences across five *Interface* conditions for all three metrics listed here. Specifically, FC: ($H_4 = 23.01, p < .001, \eta^2 = .002$), FFD: ($H_4 = 13.38, p = .010, \eta^2 = .001$), TT ($H_4 = 22.73, p < .001, \eta^2 = .002$). Dunn's post-hoc test showed that for FC and TT, PLAIN is significantly higher than AOC and RAKE. SUMMARY is also significantly higher than AOC and RAKE for FC, and significantly higher than AOC for TT. We did not find significant differences in FFD across *Interface* conditions. Only significant differences between *Interface* conditions are marked on the figure to avoid cluttering.

Table 1: Comparison between *Speaking* and *Reviewing* with Mann-Whitney U tests on hopping ontext ratio, sustained ontext ratio and off text ratio across five *Interface* conditions

Measure	Condition	Speaking Mean	Speaking SE	Reviewing Mean	Reviewing SE	U	p	Z	Effect Size (r)
<i>Hopping</i>	PLAIN	0.302	0.040	0.341	0.026	180	0.598	-0.541	-0.086
	AOC	0.337	0.045	0.320	0.024	209	0.818	0.243	0.038
	RAKE	0.359	0.048	0.335	0.023	214	0.715	0.379	0.060
	GP-TSM	0.361	0.053	0.340	0.022	209	0.818	0.243	0.038
	SUMMARY	0.345	0.037	0.325	0.029	223	0.543	0.622	0.098
<i>Sustained Reading</i>	PLAIN	0.098	0.027	0.659	0.026	0	<0.001	-5.410	-0.855
	AOC	0.071	0.014	0.680	0.024	0	<0.001	-5.410	-0.855
	RAKE	0.073	0.012	0.665	0.023	0	<0.001	-5.410	-0.855
	GP-TSM	0.108	0.023	0.660	0.022	0	<0.001	-5.410	-0.855
	SUMMARY	0.096	0.023	0.675	0.029	0	<0.001	-5.410	-0.855
<i>Off Text</i>	PLAIN	0.612	0.051	0.137	0.063	363	<0.001	4.409	0.697
	AOC	0.598	0.051	0.060	0.011	400	<0.001	5.410	0.855
	RAKE	0.578	0.050	0.064	0.016	396	<0.001	5.302	0.838
	GP-TSM	0.537	0.064	0.047	0.008	400	<0.001	5.410	0.855
	SUMMARY	0.564	0.039	0.114	0.048	380	<0.001	4.869	0.770

Table 2: Mean and Standard Error for Fixation metrics FC, FFD and TT for each *Interface*.

	FC			FFD			TT		
	Mean	Std Error	Sample size	Mean	Std Error	Sample size	Mean	Std Error	Sample size
PLAIN	0.94	0.02	5839	134.20	1.96	5839	213.68	3.87	5839
AOC	0.88	0.01	6169	130.23	1.82	6169	194.70	3.31	6169
RAKE	0.92	0.01	5777	132.01	1.83	5777	202.09	3.72	5777
GP-TSM	0.93	0.02	5392	130.21	1.85	5392	202.66	3.69	5392
SUMMARY	1.05	0.02	3360	148.60	2.56	3360	236.88	4.97	3360

Table 3: Reading metrics comparison between self-spoken text and external texts.

Metric	Test	H	p	η^2 or r	COMBINED	EASY	HARD
<i>FC</i>	Kruskal-Wallis	151.54	<0.001	0.004	($M = 0.935$, $SE = 0.007$)	($M = 0.952$, $SE = 0.016$)	($M = 1.159$, $SE = 0.019$)
	COMBINED vs EASY dunn's		0.016	-0.015			
	COMBINED vs HARD dunn's		<0.001	-0.065			
	EASY vs HARD dunn's		<0.001	-0.074			
<i>FFD</i>	Kruskal-Wallis	152.99	<0.001	0.004	($M = 133.812$, $SE = 0.879$)	($M = 145.738$, $SE = 2.292$)	($M = 164.762$, $SE = 2.536$)
	COMBINED vs EASY dunn's		<0.001	-0.031			
	COMBINED vs HARD dunn's		<0.001	-0.064			
	EASY vs HARD dunn's		<0.001	-0.049			
<i>TT</i>	Kruskal-Wallis	224.02	<0.001	0.006	($M = 207.444$, $SE = 1.714$)	($M = 219.947$, $SE = 4.168$)	($M = 285.602$, $SE = 5.762$)
	COMBINED vs EASY dunn's		<0.001	-0.025			
	COMBINED vs HARD dunn's		<0.001	-0.081			
	EASY vs HARD dunn's		<0.001	-0.083			
<i>RegressionInline</i>	Kruskal-Wallis	15.76	0.000	0.100	($M = 13.730$, $SE = 0.760$)	($M = 7.900$, $SE = 0.804$)	($M = 10.350$, $SE = 1.334$)
	COMBINED vs EASY dunn's		0.009	0.335			
	COMBINED vs HARD dunn's		0.467	0.190			
	EASY vs HARD dunn's		1.000	-0.195			

C System Prompt

C.1 Prompt for GP-TSM

System:

Step 1: Please extract the core content of each sentence in the ""content"" and bold it. You can bold the subject, verb or object phrases, and key modifiers/terms of the main sentence of the text below, and leave the rest of the text as it is without the key or original text. Be careful not to bold everything, ""only bold less than 60% of the text"" and output only the result, not the rest. And use the following bold annotation method: <k>content</k>.

""Please study and refer to the following example, and mark based on my output. All marked content should form complete sentences."" For example: <k>The</k> recent <k>recognition of a link between</k> increasing rates of <k>deforestation and</k> increasing <k>global</k> climatic <k>warming has focused</k> new <k>attention on</k> the ecological role of <k>forests.</k> Output the result wrapped in <new></new>.

Step 2: Refer to the past summary section. Output the newly added text with corresponding <k></k> tags, wrapped in <add></add>.

Step 3: Then append the <add>newly added content</add> to the ""content"" (adding <k></k> tags to the original content), to output a complete summary wrapped in <summary></summary>.

The purpose of Step 2 and Step 3 is to make sure you don't edit the <k></k> tags in past summary, and make sure the text stay true to the ""content"" only add tags.

!!!Import note that the format of the output is : ""<new>improve result</new> <add>newly added content</add> <summary>complete summary</summary> ""

User: "Past Summary: [last_response] + Content: [AOC_result]"

multiple parts but only the text of the summary.

User: "[AOC_result]"

C.2 Prompt for SUMMARY

System:

Please remove verbosity, repetition, intonation, and other irrelevant content from the following texts, optimise the presentation, fix speech recognition errors, fix grammatical errors, and then summarise and reconstruct the texts, trying to retain the meaning of the original presentation, as well as the consistency of the wording. Note that retain the same narrative perspective, and only the improved result is output, not other content.

Please directly output the complete summary without naming any sections. The result should not contain