

# Generative AI Adoption and Higher Order Skills

Piyush Gulati  
piyush.gulati@insead.edu

Arianna Marchetti  
amarchetti@london.edu

Phanish Puranam  
phanish.puranam@insead.edu

Victoria Sevcenko  
victoria.sevcenko@insead.edu

*This version: May 2025*

## Abstract

We study how Generative AI (GenAI) adoption is reshaping work. While prior studies show that GenAI enhances role-level productivity and task composition, its influence on skills – the fundamental enablers of task execution, and the ultimate basis for employability – is less understood. Using job postings from 596 US public firms that recruited explicitly for GenAI skills (2022–2024), we analyze how GenAI adoption shifts the demand for workers’ domain-specific as well as higher-order (domain-agnostic) skills. Our findings reveal that roles with higher demand for cognitive skills are also more likely to explicitly advertise GenAI tool requirements such as ChatGPT, Copilot, etc. Further, a difference-in-differences analysis shows that the demand for social skills within GenAI adopting roles decreases by 4.5 percent post-ChatGPT launch. As cognitive and social skills are both meta-skills – i.e., they support the acquisition of future task-specific skills – our results suggest that the adoption of GenAI may be altering the trajectories of feasible upskilling.

**Keywords:** Generative AI, Workforce Skills, Technology Adoption

## Introduction

Since the release of ChatGPT in November 2022, there has been rapid advancement in the development and adoption of Generative Artificial Intelligence (GenAI) technologies. Adopting these tools has exposed several role types to significant transformation (Bick et al., 2024; Eloundou et al., 2023). Broadly, prior research has identified three ways in which the adoption of new technologies reshapes roles: enhancement, displacement, and reinstatement (Acemoglu & Restrepo, 2018, 2019). Building on this framework, several studies have examined GenAI’s impact, showing that it enhances productivity at the role level (Dell’Acqua et al., 2023; Doshi & Hauser, 2024) while both enhancing and displacing tasks required for roles (Handa et al., 2025; Hoffmann et al., 2024). In this paper, we shift the focus beyond roles and tasks to skills – and test for the effects of GenAI adoption in organizations on skills’ enhancement and displacement.

Understanding GenAI-driven skill shifts is crucial for three key reasons. First, skills are fundamental to task productivity (Deming, 2017). Roles consist of bundles of tasks, and individuals apply their skills to perform these tasks when occupying a role (Raveendran et al., 2022). Recruitment, therefore, is a process of matching the skill requirements of a role’s tasks with the skillsets of prospective candidates. For instance, consider the task of “communicating with supervisors, peers, or subordinates”<sup>1</sup>. Before digital tools, like email and video conferencing, effective task performance required self-management skills (to reach the meeting room on time) and verbal communication skills (to effectively transmit their message) from a prospective candidate. The advent of digital tools likely reduced the need for self-management skills (email reminders worked), amplified the need for digital skills (to use these tools), and shifted focus from verbal to written communication skills (some meetings became emails).

---

<sup>1</sup> “Communicating with supervisors, peers, or subordinates” is a standardized work activity (O\*NET element id: 4.A.4.a.2) with high average level and importance score across occupations.

Second, focusing solely on task-level enhancement or displacement may misestimate GenAI’s impact on employment by overlooking cases where tasks remain unchanged, but the underlying skill requirements evolve. In the example above, “communicating with supervisors, peers, and subordinates” likely remains essential post-GenAI, yet the requisite skills may shift significantly. Lastly, while organizations drive changes at the task and role level, reskilling decisions are often worker-led. This makes skill-level analysis essential for workers navigating their careers and policymakers designing labor market interventions.

In this paper, we take a step towards understanding skill shifts and examine the question: How does GenAI adoption impact the demand for worker skills? To investigate this, we analyze job postings from 596 US public firms that recruited explicitly for GenAI skills from January 2022 to December 2024, covering 8.4 million postings and including 34,584 GenAI-related roles. Using keyword-based classification and Deming & Kahn’s (2018) skill framework, we measure the skill intensity, i.e. the percentage of total skills, of advertised roles across fundamental skill categories listed in Table 1. In our analyses, we compare skill intensity in roles that use GenAI tools, (henceforth “GenAI roles”), to counterfactual roles at different levels of granularity and, subsequently, use a difference-in-differences (DID) approach to track skill shifts post-ChatGPT launch.

Our analyses show that GenAI roles require significantly higher cognitive skills (43.7 percent) and computer/software skills (78.8 percent) but significantly lower customer service (17.1 percent), financial (30.8 percent), and self-management skills (44.0 percent) compared to non-GenAI roles. Furthermore, our DID analysis shows that social skill intensity decreases within GenAI roles post-ChatGPT by 4.5 percent, indicating a shift away from higher collaboration-oriented tasks. While higher as compared to other roles, we find that computer/software skill intensity within GenAI roles decreases over time by 8.8 percent. On the other hand, project management skill intensity increases by 4.1 percent. These findings

reflect patterns in prior research on technology adoption (Acemoglu & Restrepo, 2018, 2019) and task-level studies (Handa et al., 2025; Hoffmann et al., 2024), indicating that GenAI displaces some skills while enhancing others across and within roles.

The shifting demands for cognitive and social skills are particularly noteworthy. These *meta-skills* are important – not only because they are possibly harder to automate, but also because they form the basis for acquiring new, task-specific skills (Bloom et al., 1956; Teece et al., 1997; Woolley & Gupta, 2024). We conjecture that they are the individual-level equivalent to dynamic capabilities at the firm level. The finding that the adoption of production technologies such as GenAI is associated with higher cognitive skills but reducing emphasis on social skills over time suggests that a particular trajectory of future skill development may be taking shape – one which reflects tasks that are more modularized than before. Whether such an evolution in the skill focus ultimately benefits these organizations and their employees remains an open question for future evaluation.

Overall, by focusing on skills, this paper contributes to research on the relationship between technology adoption and the nature of work (e.g., Acemoglu & Autor, 2011; Adner et al., 2019; Bloom et al., 2014; Bresnahan et al., 2002; Choudhury et al., 2020). While prior work has examined roles and tasks (e.g., Dell’Acqua et al., 2023; Handa et al., 2025), we focus on skills, distinguishing higher-order skills such as social and cognitive skills that are widely applicable across tasks, from domain-specific ones such as proficiency in customer interaction or computer use. Our findings from early GenAI-adopting firms – that GenAI roles are associated with more cognitive skills and reduced emphasis on social skills over time – also offer specific insights for workers preparing themselves to adjust to work in GenAI-augmented organizations.

## Prior Literature

Scholars have extensively examined the question of how technology adoption alters the nature of work (e.g., Acemoglu & Autor, 2011; Adner et al., 2019; Bloom et al., 2014; Bresnahan et al., 2002; Choudhury et al., 2020). Prior research (Acemoglu & Restrepo, 2018, 2019) identifies three broad mechanisms through which technologies impact human work in organizations: enhancement, displacement, and reinstatement. Enhancement occurs when technology amplifies the value added by human work. For example, analytics tools improve analysts' ability to process vast amounts of information, allowing them to generate deeper, more valuable insights. Displacement occurs when technology automates human effort, reducing the need for humans in the process. An example is the launch of ATMs, which increased reliance on self-service banking and reduced the demand for tellers. Reinstatement happens when automation frees up human effort. The introduction of computer-aided design (CAD) software in engineering and architecture could be seen as an example of this. While CAD automated manual drafting tasks, it allowed designers to shift their focus to higher-level conceptual work and innovation in structural and aesthetic design.

These three mechanisms – enhancement, displacement, and reinstatement – are mutually exclusive and collectively exhaustive, i.e., they describe all possible ways technology influences work. They can also be applied at any level of analysis, whether at the firm, role, task, or skill level.

Building on this framework, several research studies have investigated the impact of GenAI on the nature of work. Existing studies fall into three broad categories. The first set examines the expected exposure of tasks and occupations to GenAI (Bick et al., 2024; Eisefeldt et al., 2023; Eloundou et al., 2023; Felten et al., 2023). One study finds that 20 percent of roles have half of their tasks exposed to GenAI (Eloundou et al., 2023). Another study also finds a positive correlation between high firm GenAI exposure and stock market value post-ChatGPT

launch (Eisfeldt et al., 2023). The second set of studies focuses on roles, leveraging field experiments to assess GenAI adoption in roles such as customer service agents (Brynjolfsson et al., 2023), consultants (Dell’Acqua et al., 2023), entrepreneurs (Otis et al., 2023), and writers (Doshi & Hauser, 2024). Their findings indicate that GenAI adoption enhances overall productivity and performance in these professions. The third set of studies analyzes tasks (Handa et al., 2025; Hoffmann et al., 2024) and, using natural experiments and GenAI-human interactions, finds that GenAI adoption results in simultaneous enhancement and displacement of specific tasks within the same individual worker’s workflow.

This paper builds upon prior research by shifting the focus beyond roles and tasks to the changes in skills required post-Gen AI adoption. Skills, i.e., developed mental and physical capacities required of roles to perform their tasks (O\*NET Online, 2025), are the most granular and fundamental building blocks of work (Deming, 2017). Practitioners argue that understanding how GenAI interacts with existing skills and the reskilling it necessitates is crucial for its effective adoption in tasks and roles (Hussin et al., 2024). Prior research supports this intuition. For instance, Deming & Kahn (2018) provide a classification of ten mutually exclusive skill categories that apply across a wide range of roles (presented in Table 1) and demonstrate that having skills in these categories correlates with workers’ productivity and pay. Given this background, in this paper, we seek to answer the following question: What is the impact of GenAI on the demand for worker skills? Specifically, we address two sub-questions: (1) How do the skill requirements for GenAI roles differ from other roles? and (2) How do skills for GenAI roles evolve over time?

### **Data, Sample, and Measures**

Our analysis is based on Lightcast job posting data from 596 US public firms between January 2021 and December 2024, covering 8,389,219 job postings. These postings span 725 occupations (at the six-digit Standard Occupational Code level) and 59,946 granular role types

identified by Lightcast. The 596 firms in our sample were selected because they posted GenAI-related roles, i.e., roles expected to use GenAI, during this period. Using a keyword-based approach, as often done in previous academic research to measure technology adoption by firms (Alekseeva et al., 2024; Goldfarb et al., 2023; Gulati et al., 2023), we identify 34,584 job postings in November 2022 (launch month of ChatGPT) or after that are indicative of *GenAI Adoption*. Figure 1 shows the monthly distribution of advertised GenAI roles in the sample.

The searched keywords include: “ChatGPT”, “Generative AI”, “Conversational AI”, “LLM”, “Large Language Model”, “Microsoft Copilot”, “GitHub Copilot”, “Google Bard”, “Google Gemini”, “Mistral AI”, “Meta LLaMa”, “Anthropic Claude”, “Perplexity AI”, “Grok”, “Deepseek”, “GPT-3”, “GPT-4”, and “Prompt Engineer”. These postings correspond to 3,629 role types and 237 occupations within our full sample. For our analysis, we define dummy variables at three levels: *GenAI Role* (1 for the 34,584 identified job postings, 0 otherwise), *GenAI Role Type* (1 for the 3,629 role types, 0 otherwise), and *GenAI Occupation* (1 for the 237 occupations, 0 otherwise). Additionally, we define *Post GenAI*, a dummy variable set to 1 for November 2022 (ChatGPT’s launch month) and beyond.

To assess the skills required by roles, we leverage the Lightcast skill taxonomy (Burning Glass Technologies, 2019; Goldfarb et al., 2023). The Lightcast taxonomy consists of approximately 17,000 algorithmically-identified standardized keywords. Each job posting is linked to a subset of these keywords, reflecting its skill requirements. Subsequently, we use Deming & Kahn’s (2018) skill categorization in conjunction with the Lightcast taxonomy to measure *Skill Intensity* across ten skill categories. Specifically, we identify Lightcast skills corresponding to Deming & Kahn’s (2018) keywords and calculate skill intensity as the proportion of skills in each category – measured by dividing the number of matched skills in that category by the total number of skills listed for the job posting. A higher skill percentage indicates greater intensity with which the skill is expected to be exercised for that role. Table

1 lists the described skill categories, the associated keywords, and the mean and standard deviation for each category for the job postings in our sample.

Our job posting-based measures – *Skill Intensity* and *GenAI Adoption* – are based on the assumption that job postings reflect role characteristics as they exist within firms. While measurement error is likely in our operationalization, we conduct validation tests to support this assumption. First, we compare the *Skill Intensity* measure to skill-level ratings from O\*NET, based on surveys of workers employed in those roles. We find a strong correlation between the two<sup>2</sup>, supporting the assumption that job postings-based intensity measure reflects role characteristics. Second, we compare GenAI adoption in job postings with occupation-level adoption measures from other research derived from predictive analysis and worker surveys and find again a strong correlation<sup>3</sup>. The validation test results are available from the authors on request. Despite their limitations, job postings provide crucial time-varying granular insights into internal organizational characteristics that are unavailable from other data sources.

## **Analysis and Results**

Before analyzing the data to answer our research questions, we examine the occupation groups and industries where GenAI roles have emerged. Figure 2 shows the top five occupations and industries with the highest percentage of GenAI roles. Computer and Mathematical occupations account for the largest share of GenAI roles (53.6 percent). This aligns with expectations as software developers are likely among the first roles required by their firms to use the technology, given its nature. Other research supports this trend, showing that these roles are the most exposed to GenAI, both through predictive analysis (Eloundou et

---

<sup>2</sup> For instance, for social skills, the correlation between the Lightcast measure and the O\*NET survey score is 0.711 at the two-digit SOC level and 0.487 at the detailed six-digit SOC level.

<sup>3</sup> The top 5 occupations with the highest GenAI adoption, based on survey data from Bick et al. (2024, Figure 8, p. 20), match the top 5 identified in this paper's job posting analysis (Figure 1a) at the two-digit SOC level.



al., 2023) and worker surveys (Bick et al., 2024). Across firms, Retail Trade (27.8 percent)<sup>4</sup> and Information Technology (25.8 percent) firms have the highest percentage of adoption.

To answer the first question – how does the *Skill Intensity* (across categories) of GenAI roles differ from other roles – we compare GenAI roles against three counterfactual groups, ranked by increasing dissimilarity: (1) other roles within the same role type, (2) other roles within the same occupation (six-digit SOC level), and (3) other roles in other occupations. Our analysis focuses on the period following ChatGPT’s launch (November 2022), as GenAI roles are only identified during this timeframe. We employ Ordinary Least Squares (OLS) specification linear regression models with firm and month fixed effects, controlling for total skill count. We cluster standard errors at the firm level.

Figure 3 plots the results of this analysis. We find that *cognitive skills* (e.g., problem-solving, critical thinking, etc.) and *computer/software skills* (data management, systems development, programming skills, etc.) are significantly higher in GenAI roles than in all three counterfactual groups. Relative to the sample mean, reported in Table 1, GenAI roles exhibit 1.216 points (43.7 percent of the sample mean) higher demand for cognitive skills. Similarly, GenAI roles exhibit 3.853 points (78.8 percent of the sample mean) higher demand for computer and software skills. In contrast, *character* (i.e. self-management) skills are significantly lower in GenAI roles, by 44.0 percent, compared to the three counterfactual groups. *Financial* and *customer service* skills are also significantly lower, by 30.8 and 17.1 percent respectively, but the difference isn’t statistically significant when compared with roles in other occupations. For all other skill categories, differences between GenAI roles and the counterfactual groups are statistically insignificant in at least two out of the three comparisons. These findings, that a subset of skill categories exhibit greater affinity for Gen AI adoption, is consistent with prior literature on technology adoption (Acemoglu & Restrepo, 2018, 2019)

---

<sup>4</sup> Among Retail Trade firms, Amazon.com Inc is the firm with the highest percentage of GenAI roles advertised.

and empirical evidence at the task level (Handa et al., 2025; Hoffmann et al., 2024), highlighting the heterogeneous effects of GenAI on skill demand across categories.

To address the second question – how the *Skill Intensity* of GenAI roles evolves over time – we compare changes in GenAI role types post-ChatGPT launch (November 2022) to the pre-launch period, using other role types within the same occupation (six-digit SOC level) as the counterfactual group. We employ a DID approach, estimating an OLS linear regression model with firm-occupation-role type fixed effects, month fixed effects, and controlling for total skill count. Our primary coefficient of interest is for the interaction term *GenAI Role Type* x *Post-GenAI*. Standard errors are clustered at the firm level. Note that this analysis cannot be conducted at the level of the advertised role, as GenAI roles are only identified post-ChatGPT launch and a DID approach requires an observable treated group before and after treatment.

Figure 4 presents the results of this analysis. We observe a decrease in the intensity with which *social skills* and *computer/software skills* are advertised in *GenAI Role Types* and an increase in the intensity with which *project management skills* are advertised – compared to the pre-ChatGPT launch period and adjusting for changes in the counterfactual group. As shown in Figure 4(a), social skill intensity decreases by 0.144 points ( $p = 0.005$ , 4.5 percent of the sample mean), computer/software skill intensity decreases by 0.431 points ( $p = 0.019$ , 8.8 percent of the sample mean), and project management skill intensity increases by 0.144 points ( $p = 0.056$ , 4.1 percent of the sample mean) relative to the pre-launch period. No statistically significant changes are observed for other skill categories. Time-series estimates, calculated for each month in the sample and plotted in Figures 4(b) – 4(d), further illustrate these findings. We find corroboration for the results as we observe that post-launch monthly estimates are significantly different from zero. Moreover, the pre-launch estimates are statistically indistinguishable from zero – indicating pre-period parallel trends. Overall, while results reported earlier emphasize between-role differences in skill demands, these findings reveal that

GenAI role types also undergo *within-role-type* shifts – enhancement in project management skills and displacement in social and computer/software skills.

## Discussion and Conclusion

In this paper, we examine how GenAI adoption reshapes worker skills. Conceptually, we shift the focus from tasks and roles – which reflect the employer’s perspective – to skills that employees provide. Our findings indicate that GenAI adoption is more likely into roles associated with significantly higher cognitive and computer/software skill requirements, and lower emphasis on customer service, financial, and self-management skills. Once adopted, social skills and computer/software skills become less prominent within GenAI-related roles over time, while project management skills become increasingly prominent. Unlike prior studies that focused on task displacement/enhancement (e.g., Handa et al., 2025; Hoffmann et al., 2024) or role augmentation (e.g., Dell’Acqua et al., 2023; Doshi & Hauser, 2024), our skill-level analysis provides novel insights into how GenAI reshapes work within organizations.

A *hierarchy-of-skills* framework, similar to Bloom’s taxonomy of cognitive skills (Anderson & Krathwohl, 2001; Bloom et al., 1956), offers a useful lens to interpret our findings. While certain skills, such as financial, customer service, and computer/software skills, are task-specific and tied to particular functional domains (Lazear, 2009; Sevchenko & Ethiraj, 2018), we propose that other skills are *meta-skills* and operate at a higher level by facilitating the learning and application of task-specific skills. In particular, cognitive and social skills serve as such higher-order skills and support both individual-level (Anderson & Krathwohl, 2001) as well as collective learning (Deming, 2017; Woolley & Gupta, 2024). Our analysis suggests that the adoption of production-oriented technologies like ChatGPT is associated with a higher emphasis on cognitive skills, reflecting a higher need for analytical reasoning and critical thinking at the individual level to apply the new technology to tasks. We also observe a reduced emphasis on social skills over time, indicating a potential de-prioritization of

collaborative and relational competencies in GenAI-intensive roles. If social skills are meta-skills, this implies that certain avenues to future upskilling (i.e. those dependent on social skills) may be closing for the users of GenAI.

Future research can build on these insights and (1) investigate the emergence of new skills alongside GenAI adoption, which maps to the reinstatement mechanism from Acemoglu & Restrepo (2018, 2019), (2) examine changes in the category of “other skills” beyond Deming & Kahn's (2018) classification, (3) explore how skill shifts aggregate to task and role-level impacts, and (4) analyze how these changes correlate with strategic outcomes such as wages, career progression, and performance. Understanding these dynamics is essential for organizations and workers seeking to navigate the evolving GenAI-augmented work landscape.

## References

- Acemoglu, D., & Autor, D. (2011). Skills, tasks and technologies: Implications for employment and earnings. In *Handbook of labor economics* (Vol. 4, pp. 1043–1171). Elsevier.
- Acemoglu, D., & Restrepo, P. (2018). The race between man and machine: Implications of technology for growth, factor shares, and employment. *American Economic Review*, 108(6), 1488–1542.
- Acemoglu, D., & Restrepo, P. (2019). Automation and new tasks: How technology displaces and reinstates labor. *Journal of Economic Perspectives*, 33(2), 3–30.
- Adner, R., Puranam, P., & Zhu, F. (2019). What Is Different About Digital Strategy? From Quantitative to Qualitative Change. *Strategy Science*, 4(4), 253–261.
- Alekseeva, L., Azar, J., Giné, M., & Samila, S. (2024). AI adoption and the demand for managerial expertise. *FEBS Research Report MSI\_2412*, 1–60.
- Anderson, L. W., & Krathwohl, D. R. (2001). *A taxonomy for learning, teaching, and assessing: A revision of Bloom's taxonomy of educational objectives: complete edition*. Addison Wesley Longman, Inc.
- Bick, A., Blandin, A., & Deming, D. J. (2024). *The rapid adoption of generative ai*. National Bureau of Economic Research.
- Bloom, B. S., Engelhart, M. D., Furst, E. J., Hill, W. H., & Krathwohl, D. R. (1956). *Taxonomy of educational objectives: The classification of educational goals. Handbook 1: Cognitive domain*. Longman New York.
- Bloom, N., Garicano, L., Sadun, R., & Van Reenen, J. (2014). The distinct effects of information technology and communication technology on firm organization. *Management Science*, 60(12), 2859–2885.
- Bresnahan, T. F., Brynjolfsson, E., & Hitt, L. M. (2002). Information technology, workplace organization, and the demand for skilled labor: Firm-level evidence. *The Quarterly Journal of Economics*, 117(1), 339–376.
- Brynjolfsson, E., Li, D., & Raymond, L. R. (2023). *Generative AI at work*. National Bureau of Economic Research.
- Burning Glass Technologies. (2019). *Mapping the Genome of Jobs: The Burning Glass skills taxonomy*.
- Choudhury, P., Starr, E., & Agarwal, R. (2020). Machine learning and human capital complementarities: Experimental evidence on bias mitigation. *Strategic Management Journal*, 41(8), 1381–1411.
- Dell'Acqua, F., McFowland III, E., Mollick, E. R., Lifshitz-Assaf, H., Kellogg, K., Rajendran, S., Kraymer, L., Candelon, F., & Lakhani, K. R. (2023). Navigating the jagged technological frontier: Field experimental evidence of the effects of AI on knowledge worker productivity and quality. *Harvard Business School Technology & Operations Mgt. Unit Working Paper*, 24–013.
- Deming, D. (2017). The growing importance of social skills in the labor market. *The Quarterly Journal of Economics*, 132(4), 1593–1640.
- Deming, D., & Kahn, L. B. (2018). Skill requirements across firms and labor markets: Evidence from job postings for professionals. *Journal of Labor Economics*, 36(S1), S337–S369.
- Doshi, A. R., & Hauser, O. P. (2024). Generative AI enhances individual creativity but reduces the collective diversity of novel content. *Science Advances*, 10(28), eadn5290.
- Eisfeldt, A. L., Schubert, G., Zhang, M. B., & Taska, B. (2023). The Labor Impact of Generative AI on Firm Values. *Available at SSRN 4436627*.
- Eloundou, T., Manning, S., Mishkin, P., & Rock, D. (2023). *GPTs are GPTs: An Early Look at the Labor Market Impact Potential of Large Language Models* (arXiv:2303.10130). arXiv.

- Felten, E. W., Raj, M., & Seamans, R. (2023). Occupational heterogeneity in exposure to generative ai. *Available at SSRN 4414065*.
- Goldfarb, A., Taska, B., & Teodoridis, F. (2023). Could machine learning be a general purpose technology? A comparison of emerging technologies using data from online job postings. *Research Policy*, 52(1), 104653.
- Gulati, P., Marchetti, A., & Puranam, P. (2023). *Digital Collaboration Technologies and Managerial Intensity in US Corporations: An Examination*.
- Handa, K., Tamkin, A., McCain, M., Huang, S., Durmus, E., Heck, S., Mueller, J., Hong, J., Ritchie, S., & Belonax, T. (2025). *Which Economic Tasks are Performed with AI? Evidence from Millions of Claude Conversations*.
- Hoffmann, M., Boysel, S., Nagle, F., Peng, S., & Xu, K. (2024). *Generative AI and the Nature of Work*. CESifo Working Paper.
- Hussin, A., Wiesinger, A., Relyea, C., Harryson, M., Thareja, S., Dixit, P., & Dürschlag, T. (2024). *The gen AI skills revolution: A new talent strategy* | McKinsey.
- Lazear, E. P. (2009). Firm-specific human capital: A skill-weights approach. *Journal of Political Economy*, 117(5), 914–940.
- O\*NET Online. (2025). *Browse by Basic Skills*.
- Otis, N., Clarke, R. P., Delecourt, S., Holtz, D., & Koning, R. (2023). The uneven impact of generative AI on entrepreneurial performance. *Available at SSRN 4671369*.
- Raveendran, M., Puranam, P., & Warglien, M. (2022). Division of Labor Through Self-Selection. *Organization Science*, 33(2), 810–830.
- Sevcenko, V., & Ethiraj, S. (2018). How Do Firms Appropriate Value from Employees with Transferable Skills? A Study of the Appropriation Puzzle in Actively Managed Mutual Funds. *Organization Science*, 29(5), 775–795.
- Teece, D. J., Pisano, G., & Shuen, A. (1997). Dynamic capabilities and strategic management. *Strategic Management Journal*, 18(7), 509–533.
- Woolley, A. W., & Gupta, P. (2024). Understanding Collective Intelligence: Investigating the Role of Collective Memory, Attention, and Reasoning Processes. *Perspectives on Psychological Science*, 19(2), 344–354.

## Tables

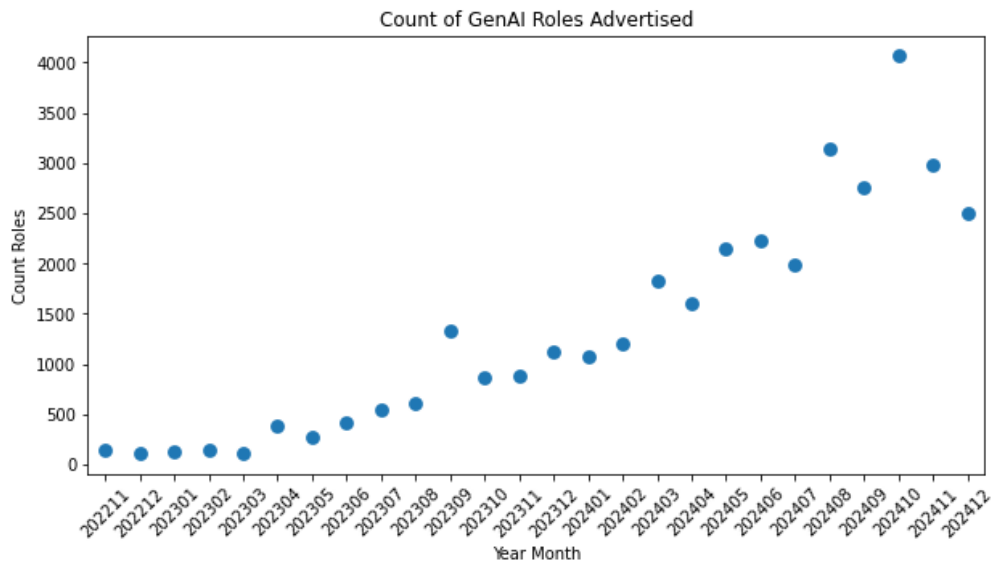
**Table 1.** Summary Statistics: Deming & Kahn (2018) Role Skills.

Role skills from Deming and Kahn (2018)	Keywords	Mean	Std Dev.
Cognitive	Problem solving, research, analytical, critical thinking, math, statistics	2.781	4.410
Social	Communication, teamwork, collaboration, negotiation, presentation	3.237	4.633
Character (also referred to as Self-management above)	Organized, detail oriented, multitasking, time management, meeting deadlines, energetic	2.202	4.570
Writing	Writing	0.635	1.844
Customer service	Customer, sales, client, patient	6.575	10.139
Project management	Project management	2.655	4.390
People management	Supervisory, leadership, management (not project), mentoring, staff	1.740	3.233
Financial	Budgeting, accounting, finance, cost	1.472	4.096
Computer (general), Software (specific)	Computer, spreadsheets, common software, Programming language or specialized software	4.891	7.498

Notes: 1. Mean and standard deviation of *Skill Intensity* in each category is reported where skill intensity is calculated by dividing the number of matched skills in that category by the total number of skills listed for the job posting. 2. The remaining skills, tagged to job postings but not covered under the Deming and Kahn (2018) skill categories, are categorized as *Other Skills*.

## Figures

**Figure 1.** Descriptive Statistics: Monthly distribution of advertised GenAI roles



**Figure 2.** Descriptive Statistics: GenAI roles by occupation and industry

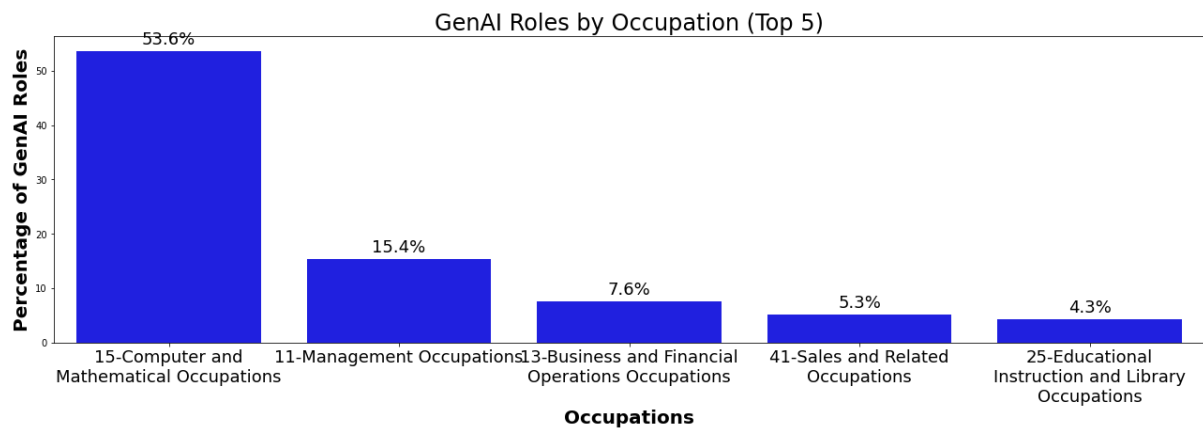


Figure 2 (a): GenAI roles by Occupation (Two-digit SOC code)

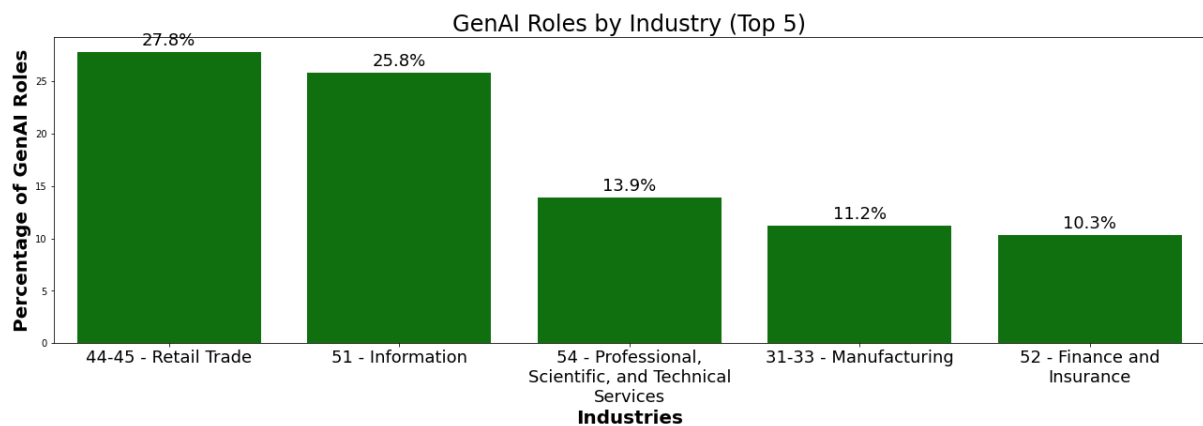
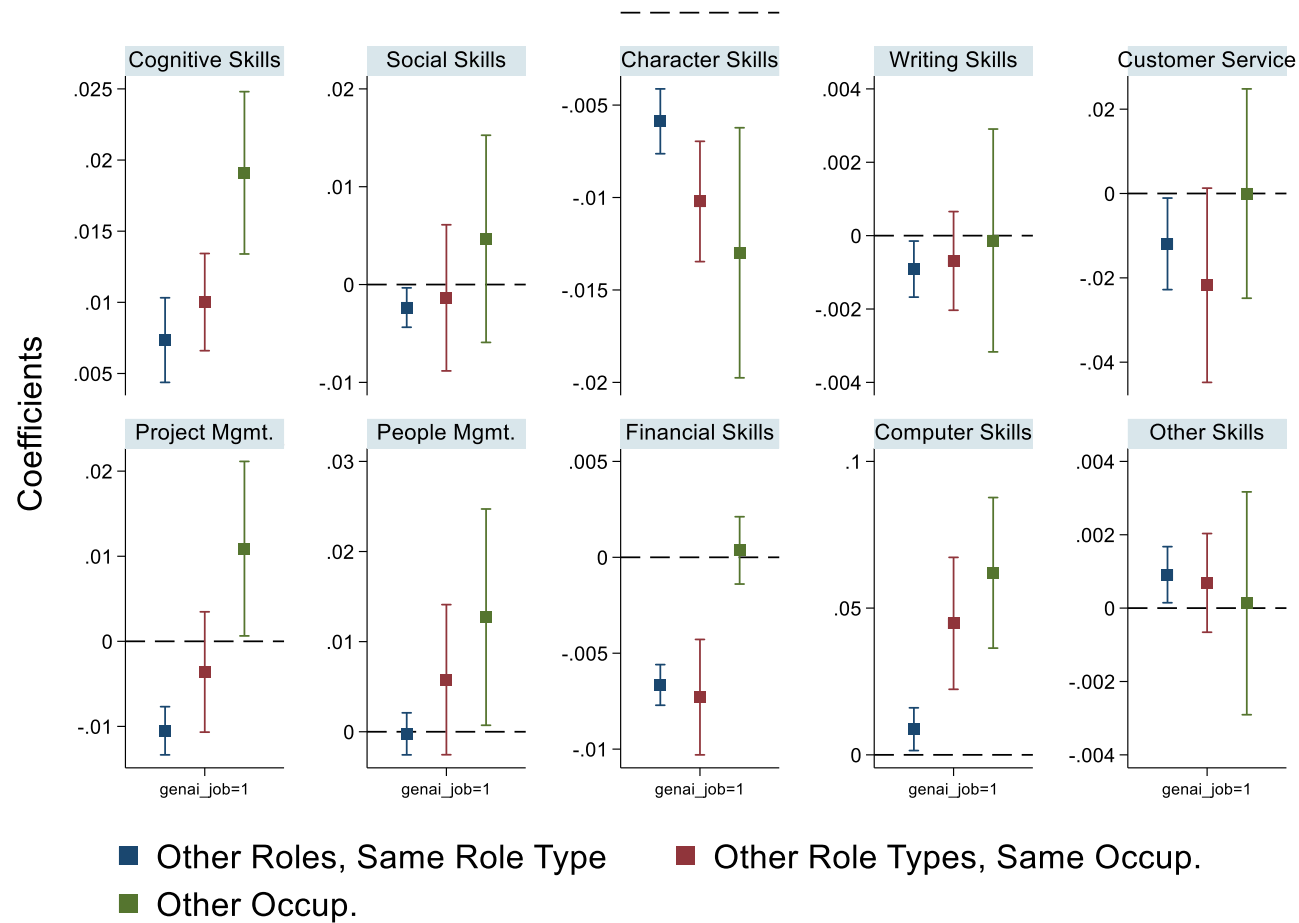


Figure 2 (b): GenAI roles by Industry (Two-digit NAICS code)



**Figure 3.** Between Role Analyses: Comparing *Skill Intensity* for GenAI roles with other roles post ChatGPT launch



Note: The figure above plots the differences in *Skill Intensity* across the skill categories identified in Deming & Kahn (2018) when comparing *GenAI Roles* with (1) other roles within the same role type (GenAI Role = 0, GenAI Role Type = 1), (2) other role types within the same occupation (Gen AI Role = 0, Gen AI Occupation = 1), and (3) other occupations (Gen AI Role = 0, Gen AI Occupation = 0). Coefficients for the dummy variable *GenAI Role* from Ordinary Least Squares (OLS) specification linear regression models with firm and month fixed effects and controls for total skill count have been plotted. Standard errors are clustered at the firm level. 95% confidence intervals have been shown.

**Figure 4.** Within Role Type Analyses: Comparing *Skill Intensity* for GenAI role types, pre and post ChatGPT launch, with other role types.

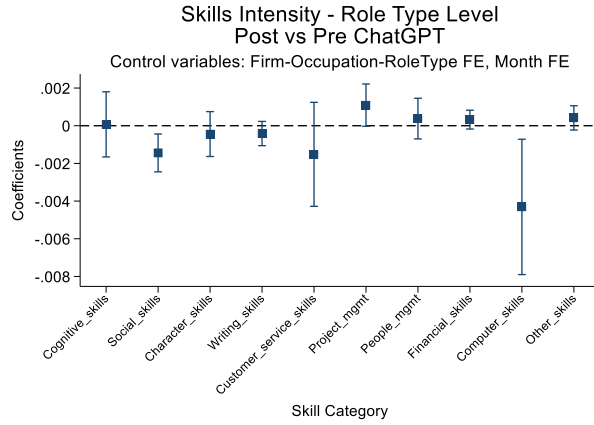


Figure 4 (a): Changes in Skill Intensity for GenAI role types over time

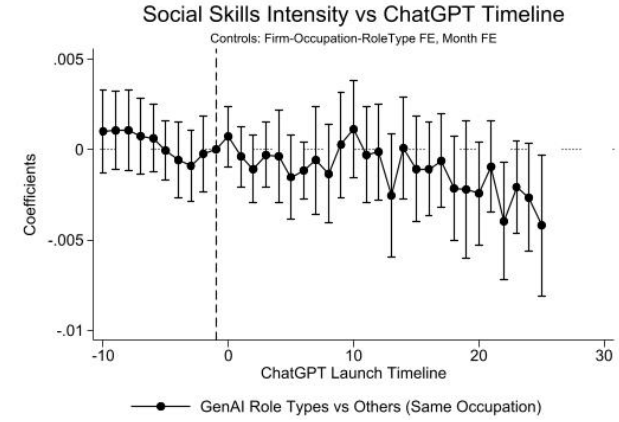


Figure 4 (b): Time Series Estimates for Social Skills

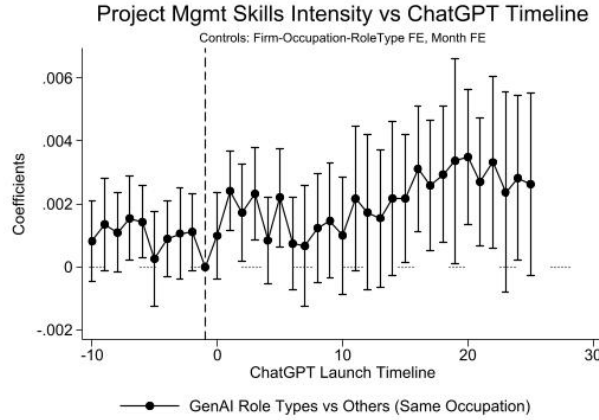


Figure 4 (c): Time Series Estimates for Project Management Skills

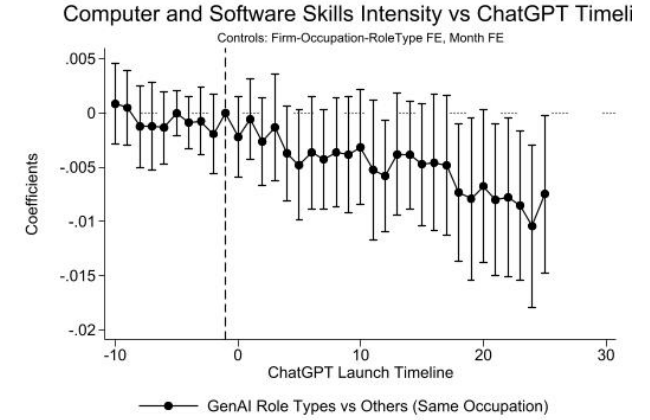


Figure 4 (d): Time Series Estimates for Computer and Software Skills

Note: Figure 4(a) plots the changes in *Skill Intensity* post ChatGPT launch (November 2022) across the skill categories identified in Deming & Kahn (2018) when compared to pre-ChatGPT launch. Other role types within the same occupation (six-digit SOC level) have been used as the counterfactual group. Coefficients for the interaction term *GenAI Role Type X Post-GenAI* from a difference-in-differences (DID) OLS linear regression model with firm-occupation-role type fixed effects, month fixed effects, and controlling for total skill count have been plotted. Figures 4(b)-4(d) plot the time series estimates for the coefficients for the terms *GenAI Role Type X Month* (October 2022, one month before ChatGPT launch is the base month) from models that are otherwise similar to those plotted in Figure 3(a) for *Social Skills*, *Project Management Skills*, and *Computer Software skills* – the skill categories for which we observe a statistically significant coefficient in Figure 3(a). Standard errors are clustered at the firm level. 95% confidence intervals have been shown.