

General Table Question Answering via Answer-Formula Joint Generation

Zhongyuan Wang¹, Richong Zhang^{1,2*}, Zhijie Nie^{1,3},

¹CCSE, School of Computer Science and Engineering, Beihang University, Beijing, China

²Zhongguancun Laboratory, Beijing, China

³Shen Yuan Honors College, Beihang University, Beijing, China

{wangzy23, zhangrc, niezj}@act.buaa.edu.cn

Abstract

Advanced table question answering (TableQA) methods prompt large language models (LLMs) to generate answer text, SQL query, Python code, or custom operations, which impressively improve the complex reasoning problems in the TableQA task. However, these methods lack the versatility to cope with specific question types or table structures. In contrast, the Spreadsheet Formula, the widely-used and well-defined operation language for tabular data, has not been thoroughly explored to solve TableQA. In this paper, we first attempt to use Formula as the logical form for solving complex reasoning on the tables with different structures. Specifically, we construct a large Formula-annotated TableQA dataset FromulaQA from existing datasets. In addition, we propose TabAF, a general table answering framework to solve multiple types of tasks over multiple types of tables simultaneously. Unlike existing methods, TabAF decodes answers and Formulas with a single LLM backbone, demonstrating great versatility and generalization. TabAF based on Llama3.1-70B achieves new state-of-the-art performance on the WikiTableQuestion, HiTab and TabFact.

1 Introduction

Tabular data is ubiquitous and serves as an important data carrier in many domains. The Table Question Answering (TableQA) task aims to answer natural language questions based on tables, requiring models to comprehend and analyze tabular content. The questions in TableQA can be categorized into lookup questions, which select part of table contents as answers, and complex reasoning questions, which require calculating or aggregating from multiple values in tables.

Current mainstream TableQA methods leverage the capability of large language models (LLMs),

*Corresponding author

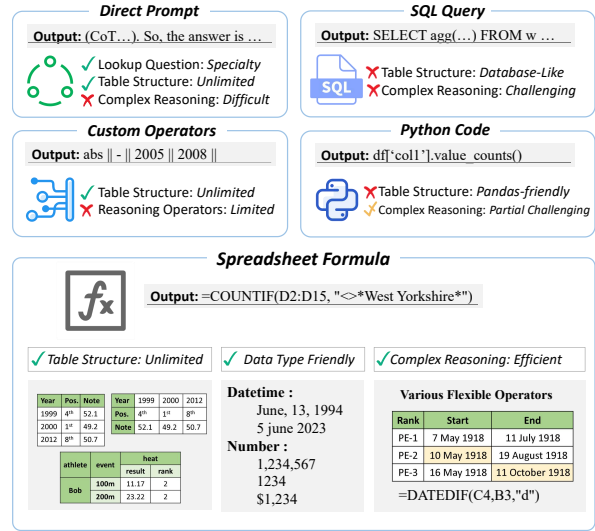


Figure 1: Different generation modes in TableQA.

either prompting LLMs to generate expected outputs without training (Cheng et al., 2023; Wang et al., 2024; Yang et al., 2025) or fine-tuning LLMs to enhance their reasoning capabilities with tables (Zhang et al., 2024a,b). In general, there are four generation modes used in the existing LLM-based methods for TableQA: Direct Prompting (DP) mode aims at prompting LLMs to generate textual answers directly or to conclude the final answers after reasoning through Chain-of-Thought (CoT) (Liu et al., 2024; Jiang et al., 2024). The DP-based methods have a high degree of flexibility and are not restricted by table structures. It excels at looking up the answers from tables, particularly when extracting substring content from complex cells. The remaining three are the generation modes via logic forms, including generating SQL queries (Cheng et al., 2023; Ni et al., 2023), Python codes (Su et al., 2024; Yang et al., 2025), and custom operations (Mouravieff et al., 2024). They are designed to invoke external engines to reason answers and are particularly more adept at processing complex reasoning. Specifi-

cally, the SQL mode can generate SQL queries for database-like tables to filter and aggregate answers; the Python mode uses third-party toolkits, such as Pandas ¹, to handle data processing and computation; the custom-operation mode generates and executes expressions containing defined operators and tabular values.

However, as illustrated in Figure 1, existing generation modes all have non-negligible disadvantages: (1) the DP mode, which relies on the intrinsic reasoning capability of LLMs, struggles to solve complex reasoning over tables; (2) The SQL-based methods assume tables are database-like, making it difficult to apply to hierarchical tables; (3) the Python code mode often struggle with complex table structures. For instance, Pandas mishandles horizontal tables and requires extra steps for mixed data processing and multi-index lookup, increasing code complexity; (4) The methods generating custom operations define a limited set of reasoning operators, which exhibit poor scalability.

Therefore, a curial question arises: **Whether there is a generalized logic form that can deal with various questions on the diverse tables?** In this paper, we explore the potential of one of the promising candidates, Spreadsheet Formulas (abbreviated as Formulas). As the native operation language of tabular data, Formulas contain rich operators designed for tabular data. Prior work (Cheng et al., 2022a) shows its potential on simple arithmetic reasoning over tables, overlooking the general question-answering capabilities of Formulas. Meanwhile, generating Formulas via LLMs for table-answering tasks has not been explored. We believe that generating Formulas offers the following advantages: (1) Formulas can adapt to tables with different structures as the DP-based method, making them suitable for tables with mixed data type; (2) Formula execution is data-friendly, with the execution engine compatible with different formatted values such as formatted numbers or dates, unlike other methods that require data type transferring; (3) Formulas are well-suited for complex reasoning, such as numerical calculations on horizontal rows or hierarchical tables, which are difficult for Python or SQL to perform.

To release the potential of LLMs in generating Formulas, **we constructed FormulaQA, a large Formula-annotated dataset for TableQA**. Specifically, we first collect Formula data from existing

datasets, then convert SQL annotated for TableQA into Formulas with templates. To enhance the diversity of questions, we use GPT-4o to annotate more Formulas and verify their execution correctness. As a result, FormulaQA contains 24,738 samples with complete annotation of (question, table, answer) triplets and Formulas.

Furthermore, to combine the advantages of DP and Formulas, **we propose TabAF, an answer-Formula joint generation and aggregation framework**. TabAF supports both DP and Formula generation mode, where the DP mode focuses on the lookup questions by generating direct answers, while the Formula mode focuses on complex reasoning questions by generating and executing the reasoning Formulas. A perplexity-based aggregation method is proposed to select the answers generated by the two modes. Both modes generate short outputs and are well-suited for different tables, achieving the efficient and general TableQA.

Based on FormulaQA, we trained five different size variants of TabAF (three from Qwen2.5-Coder (Hui et al., 2024) and two from Llama3.1 (Dubey et al., 2024)). **Extensive experiment analysis shows the superiority of our approach**: for in-domain setting, TabAF achieves new SOTA performance on WikiTableQuestion, HiTab, and TabFact (§5.2.1); for out-of-domain setting, TabAF demonstrate generalization capabilities on AIT-QA for aviation-field tableQA and FinQA for finance-field HybridQA, whose performance are significantly better than existing table LLMs (§5.2.2); Ablation experiments demonstrate the necessity of both modes in TabAF with a high upper-performance limit (§5.3); We also study the effect of majority voting for performance, providing recommendations for different level trade-off between performance and efficiency, and point the way to future improvements through error analysis (§5.4).

2 Related Work

Prompting-based TableQA Methods Most LLM-based methods leverage the in-context learning ability of LLMs to predict answers or logic forms like SQL or Python. Binder (Cheng et al., 2023) prompts LLMs to generate SQL queries. Chain-of-Table (Wang et al., 2024) and API-Assisted (Cao et al., 2023) design Python functions for filtering flat and hierarchical tables, respectively. Recently, (Liu et al., 2024) and (Yang et al., 2025) perform joint reasoning on multiple outputs of dif-

¹<https://pandas.pydata.org/>

ferent methods, achieving the best performance on flat tables. Most existing methods are only applicable to either flat or hierarchical tables and lack generalizability for different table structures. Furthermore, most researches rely on closed-source models like ChatGPT for execution.

Fine-tuning-based TableQA Methods Traditional methods (Yin et al., 2020; Herzig et al., 2020) utilize data with different input or output formats for pretraining to enhance the reasoning ability of small models. FORTAP (Cheng et al., 2022a) first introduces Formulas into the TableQA task, training models with Formulas annotated in Hitab (Cheng et al., 2022b), where the Formulas are limited to arithmetic operations. Some studies, including TableLLama (Zhang et al., 2024a), TableLLM (Zhang et al., 2024b), TableBench (Wu et al., 2024) and TableGPT2 (Su et al., 2024), aim to improve the table reasoning ability of LLMs by fine-tuning on more tabular data. Their fine-tuned LLMs struggle to perform well on a single task.

SpreadSheet Formula Prediction Recently, some methods have studied Formula prediction in tables. SpreadSheetCoder (Chen et al., 2021a) completes Formulas for cells in given tables. AutoFormula (Chen et al., 2024) recommends Formulas for cells based on Formulas from similar tables. Their goal is to complete or derive spreadsheet content without natural language questions, which is different from TableQA. NL2Formula (Zhao et al., 2024) provides a benchmark for generating Formulas for database-like tables, where most Formulas are similar to SQL and cannot be applied to tables with rich structures and diverse values.

3 FormulaQA

Spreadsheet Formulas, as a native operation set for handling tabular data, are widely used by humans. However, existing LLMs are not experts at reasoning through Formulas because they usually did not see enough Formulas during the training stages. To enhance the Formula generation capability for LLMs and fully utilize the advantages of Formulas to accomplish complex reasoning on different types of structured tables, we construct FormulaQA, a spreadsheet training dataset for the TableQA task.

3.1 Dataset Construction

To ensure our Formula dataset covers common scenarios of TableQA, we first collect existing Formula data in QA domains. Then, to address the

insufficient Formula data from existing datasets and expand the basic complex reasoning capability, we utilize SQL data from TableQA datasets by converting SQL queries into Formulas using templates. Finally, we use the powerful LLM to perform the Formula annotation for the questions where SQL representations are complex or not feasible.

Existing Formula Collection We collect Formulas from HiTab (Cheng et al., 2022b), as it is the only TableQA dataset that contains Formulas. The Formulas in HiTab are relatively short, mainly involving assignment Formulas (e.g., “= B2”) and basic arithmetic Formulas, which ensures the fundamental capability for reasoning. We do not collect Formulas from NL2Formula (Zhao et al., 2024), a dataset for converting natural language questions into Formula queries, because the Formulas they transferred from SQL are overly complex and cannot be applied to non-database tables.

Templated-Based SQL to Formula We collect the SQL data annotated for the TableQA task to convert into Formulas, as the SQL queries in the single-table Text-to-SQL task are simple. WTQ (Pasupat and Liang, 2015) is a mainstream challenging TableQA benchmark. Squall (Shi et al., 2020) normalized the tables in the train and development sets of WTQ and annotated SQL queries and the corresponding templates for the SQL-solvable questions, which is suitable for our Formula conversion. We count the SQL templates and manually write conversion programs for common templates. **For entities that can be look-up from the table, we directly use their coordinates (e.g. “A5”) instead of filtering them out through operations like “FILTER”, making the Formulas more concise.** We provide a sample SQL query and the corresponding Formula for partial templates we convert in Table 1.

Annotation by the Powerful LLM The remaining long-tail templates in Squall are hard to perform Formulas conversion. Additionally, due to the limitations of SQL, some SQL-unsolvable questions can also be expressed using Formulas. Therefore, we use GPT-4o to annotate the remaining questions in WTQ. We prompt the LLM to generate ten Formulas and execute them in Excel to obtain answers. We choose the shortest correct Formula as it is probably the most concise. If no Formula executes correctly, we feed them with their wrong results to the LLM again to generate new Formu-

Type	Formula	SQL Template Example
Lookup	=F28 =B39	SELECT c4 FROM w WHERE c3 = 'jaime quintana' SELECT c2 FROM w ORDER BY id DESC LIMIT 1
Complex Reasoning	=MIN(G2:G35) =COUNTA(A2:A36) =COUNTA(UNIQUE(A2:A39)) =SUMIFS(N2:N22, G2:G22, "<=60") =MINIFS(D2:D33, G2:G33, "<=a", H2:H33, "<>b") =INDEX(A2:A13, MATCH(MIN(D2:D13), D2:D13, 0))	SELECT MIN(c3) FROM w WHERE agg = 0 SELECT COUNT(*) FROM w WHERE agg = 0 SELECT COUNT(DISTINCT c1) FROM w WHERE agg = 0 SELECT SUM(c4_number) FROM w WHERE c2_year = 60 SELECT MIN(c2) FROM w WHERE c3 = 'a' AND c4 != 'b' SELECT c1 FROM w ORDER BY c2_parsed ASC LIMIT 1

Table 1: Examples of some SQL templates we utilize for Formulas conversion.

Dataset	#Train	#Dev	#Avg Token
HiTab	7,409	1,671	3.45
Squall & WTQ	9,829	2,439	19.35
TabFact	7,500	1,800	36.49

Table 2: Statistics of Formulas dataset, the average token count is calculated using the Qwen tokenizer.

las. For each question, the annotation process is limited to three attempts. Samples that exceed the limit will be discarded because they may be of high complexity or difficult to express in logical forms.

To increase the diversity of the data, we also randomly select a small number of questions from TabFact, a fact-checking task dataset commonly used in TableQA, for annotation to enhance the variety of Formulas. The prompt used to annotate the Formulas can be found in Appendix C.1.

3.2 Dataset Statistic

We split the Formulas transferred from the SQL queries in Squall and those labeled by GPT-4o based on the random split 1 of the WTQ dataset. Table 2 shows the statistics of FormulaQA. The Formulas in Hitab consist of only a few tokens, mainly including lookup Formulas (e.g. "=A2") and a small number of arithmetic Formulas. The Formulas for WTQ and Squall are longer than those on HiTab, containing more complex reasoning operators such as filtering, sorting, and aggregations, which represent tables from the real Web environment. The Formulas for TabFact are even longer, as the fact-checking task requires Formulas to perform verifications across multiple conditions.

4 TabAF

To leverage the advantage of Formula in reasoning over complex questions and the advantage of DP in handling lookup questions, we proposed TabAF, an answer-Formula joint generation framework for tableQA. As shown in Figure 2, TabAF generates

both Formulas and answers and employs an aggregation strategy to select the better outputs.

4.1 Answer-Formula Joint Generation

Inspired by previous works (Yu et al., 2023; Yang et al., 2025), we prompt the LLMs with different instructions to control their generation in different modes. In the DP model, we prompt the LLMs to generate direct answers based on the question and table content. In the Formula mode, we prompt the LLMs to generate direct Formulas. We do not utilize CoT-related instructions to reduce the difficulty of constructing training data for both modes, ensuring token efficiency and making the generation processes end-to-end. The two generation modes of TabAF can be expressed as

$$\begin{aligned} f_{\text{LLM}}(I_{\text{DP}}, T, Q) &\rightarrow Y_{\text{DP}} \\ f_{\text{LLM}}(I_{\text{Formula}}, T_{\text{ex}}, Q) &\rightarrow Y_{\text{Formula}} \end{aligned} \quad (1)$$

where Y_{DP} and Y_{Formula} are the output answer and Formula, separately. I_{DP} and I_{Formula} refers to the instructions of different modes, Q refers to the question. T refers to the origin table in markdown format, while T_{ex} is represented as the augmented view of the table T , which is added with column labels (A, B, C...) and row numbers (1, 2, 3, ...) of the spreadsheets to assist the LLMs in generating Formulas. The prompts for the two modes can be found in Appendix C.

During the training stage, we fine-tune the LLMs in a multi-task learning approach. The fine-tuning data consists of FormulaQA for Formula generation and the corresponding original TableQA datasets for answer generation. The original datasets involve the train set of WTQ and HiTab, and the train subset of TabFact that is sampled consistently with those in FormulaQA. During inference, we simultaneously reason the new question using both the DP and Formula modes. We utilize Xlwings² to call the Excel engine for Formula execution. Afterward,

²<https://www.xlwings.org/>

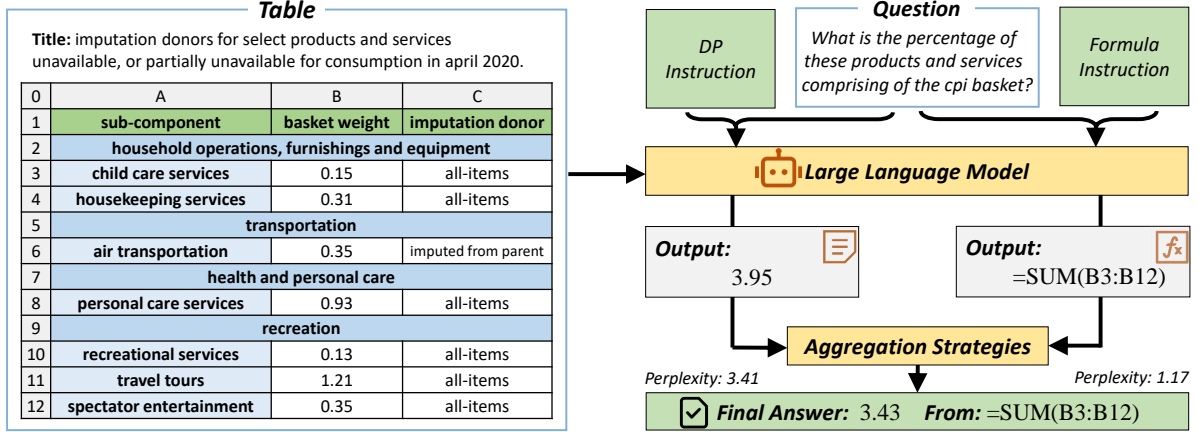


Figure 2: The overall structure of TabAF. The models are trained using FormulaQA and existing tabular data. We prompt the models with different instructions to generate Formulas and answers respectively. An aggregation strategy is employed to obtain the final answer from the Formula-executed answers and the directly-generated ones.

we apply the aggregation strategy to leverage the advantages of joint reasoning better.

4.2 Aggregation Strategies

DP and Formula are two different modes focusing on solving different questions. To maximize the strengths of both modes, we explore different aggregation strategies for obtaining the final answer.

Considering token efficiency, generating more outputs may incur additional time overhead. Therefore, we first explore the greedy decoding setting where each mode generates only one output. We mainly consider using perplexity for aggregation. Perplexity-2. We select the answer or the Formula generated with lower perplexity, which are considered to indicate the confidence of the LLM.

We further explore the integration of our framework with existing technologies, generating multiple outputs in the non-greedy decoding setting. Following previous works (Liu et al., 2024; Yang et al., 2025), we generate five outputs for each mode and apply strategies on the 10 outputs. We explore the following three strategies:

Perplexity-10. Similar to Perplexity-2, but select the answer or Formula with the lowest perplexity from the ten outputs.

Vote-10. we execute the five Formulas to obtain corresponding answers and use majority voting on the ten answers, as the LLMs usually generate consistent answers when it is proficient at the question. PA-10 (Probability Aggregation). Similar to Vote-10, but PA-10 gathers the probabilities of the same answers and selects the one with the highest probability as the final answer.

Since the output of the Formula may not yield

the expected answer, for all aggregation strategies we explore, if a Formula executes incorrectly or obtains a null value, we will ignore that Formula and apply the aggregation strategies to the remaining Formulas and direct answers. Considering the inference efficiency and practicality, **we utilize Perplexity-2 as the aggregation strategy in our main experiments and compare other aggregation strategies in the analysis experiments.**

5 Experiments

5.1 Experiment Setup

In-Domain Datasets We evaluate our method on WikiTableQuestion (WTQ) (Pasupat and Liang, 2015), HiTab (Cheng et al., 2022b), and TabFact (Chen et al., 2020), with the corresponding training sets included in training data. WTQ is the most commonly used TableQA benchmark, with 4,344 test samples. It contains complex questions that require reasoning across multiple entities in the given table to obtain the answers. HiTab is a hierarchical web table benchmark derived from statistic reports and Wikipedia pages with 1,584 samples in test set. Tables in HiTab usually contains rich table structures and numerical values. TabFact is a table-based fact verification dataset that determines whether a statement matches a given table. We evaluate on its test-small set (2,024 samples). We also divide the complex subsets for WTQ and HiTab (with 2,421 and 217 examples, respectively) to evaluate the complex reasoning capabilities, and the division criteria are illustrated in Appendix A.

Out-of-Domain Dataset We choose AIT-QA (Katsis et al., 2022) and FinQA (Chen et al., 2021b)

as out-of-domain datasets to evaluate the generalization ability of TabAF. AIT-QA is a hierarchical table benchmark, containing 515 samples with 113 tables from airline domains. FinQA is a hybrid QA dataset in the financial domain. It requires numerical reasoning over tables and the surrounding text to obtain answers. We evaluate our models on the public test set containing 1,147 samples.

Evaluation Metrics Following previous work (Cheng et al., 2023; Ye et al., 2023). For WTQ, we employ denotation accuracy as the evaluation metric and utilize the official evaluation scripts. For HiTab, AIT-QA and FinQA, we use the accuracy. For TabFact, we use the binary classification accuracy. In the main experiment, we also report the number of generated tokens (#Token) on WTQ to illustrate the efficiency of different methods in reasoning the answers.

LLMs We apply our framework to two commonly used LLM series: 7B, 14B, and 32B variants for Qwen2.5-Coder (Hui et al., 2024) and 8B and 70B variants for Llama3.1 (Dubey et al., 2024). During training, we fine-tune all models using LoRA (Hu et al., 2022) on 8xA100 40G GPUs, employing a cosine annealing scheduler with an initial learning rate of $2e^{-4}$, a batch size of 8, and a maximum sequence length of 2,048. We fine-tune models for 5 epochs using FormulaQA, saving the models with the lowest evaluation loss on the pre-split development set of FormulaQA. We utilize LlamaFactory (Zheng et al., 2024) for efficient fine-tuning of the models. we scale the maximum sequence length to 8,192 to accommodate larger tables during inference.

Baselines We compare our proposed framework with a wide range of baselines, including both prompting-based methods and fine-tuning-based methods. To ensure a fair comparison, the baseline outputs need to be short deterministic answers instead of free-form answers. Based on this rule, we excluded TableLLM (Zhang et al., 2024b), as it rely on a critique LLM for evaluation. Prompting-based methods are the mainstream approach for TableQA, most of which rely on large, closed-source models to achieve better table reasoning performance. We compare our approach with these methods: Binder (Cheng et al., 2023), Dater (Ye et al., 2023), API-Assistied (Cao et al., 2023), Chain-of-Table (Wang et al., 2024), ReAcTable (Zhang et al., 2024c), Norm (Liu et al., 2024), TIDE (Yang et al., 2025),

E5 (Zhang et al., 2024d), SS-CoT (Jiang et al., 2024). For the fine-tuning-based methods, we choose models that are fine-tuned or developed for TableQA task, which includes TAPEX-Large (Liu et al., 2022), OminiTab (Jiang et al., 2022), TableLlama (Zhang et al., 2024a), TableLLM (Wu et al., 2024), TableGPT2 (Su et al., 2024).

5.2 Main results

5.2.1 In-Domain Performance

TabAF consistently outperforms existing methods across different model scales. As shown in Table 3, TabAF fine-tuned on Qwen2.5-Coder-7B and Llama3.1-8B achieves comparable performance on the WTQ and HiTab datasets compared to the methods that employ multiple additional modules and larger models. The largest model we fine-tune, TabAF (Llama3.1-70B), surpassing all other methods with a margin of at least 3.75%, 0.21%, 1.19% on WTQ, HiTab and TabFact, respectively.

TabAF exhibits inference token efficiency. since we only generate Formulas and direct answers separately, TabAF consumes the least number of tokens for reasoning questions compared to the methods that utilize Chain-of-Thought, generate more than five outputs or employ multi-stage iterative reasoning, which indicates that our framework can achieve faster and more accurate responses in real-world scenarios.

TabAF shows versatility across different table scenarios. Most baseline methods are designed for specific table scenarios and achieve optimal results on a single dataset. In contrast, our method consistently outperforms different specialized methods across multiple datasets, further highlighting the universality of the DP and Formula approach in the table reasoning task and the effectiveness of TabAF.

5.2.2 Out-of-Domain Performance

As shown in Table 4, our method maintains performance on both out-of-domain datasets. For AIT-QA, the hierarchical table dataset, our Formula execution is not limited by the table structure, whereas TableGPT-2 struggles to execute its Python code successfully on such raw hierarchical tables. For FinQA, the HybridQA dataset that requires reasoning questions on both tables and texts associated with tables, TabAF, despite not being specifically fine-tuned on the HybridQA task, can still leverage its ability to output Formulas to perform complex reasoning like numerical calculation on the FinQA dataset, outperforming other fine-tuning-

Method	Backbone	#Token	WTQ		HiTab		TabFact
			Comp.	ALL	Comp.	ALL	
Prompting-Based Methods							
Binder (Cheng et al., 2023)	CodeX	-	-	64.6	-	-	85.10
Dater (Ye et al., 2023)	CodeX	-	-	65.9	-	-	85.60
API-Assisted (Cao et al., 2023)	CodeX	-	-	42.40	-	69.30	-
ReAcTable (Zhang et al., 2024c)	CodeX	-	-	68.00	-	-	86.10
Chain-of-Table (Wang et al., 2024)	PaLM 2	-	-	67.31	-	-	86.61
Norm-DP&Agent (Liu et al., 2024)	GPT-3.5	-	-	73.65	-	-	88.50
TIDE DP&Agent (Yang et al., 2025)	GPT-3.5	-	-	75.00	-	-	<u>89.82</u>
E5 (Zhang et al., 2024d)	GPT-4	-	-	-	-	85.08	-
SS-CoT (Jiang et al., 2024)	Llama3.1-70B	-	-	<u>76.80</u>	-	79.10	-
Finetuning-Based Methods							
TAPEX-Large (Liu et al., 2022)	BART-Large	-	-	59.10	-	-	84.20
OmniTab (Jiang et al., 2022)	BART-Large	-	-	62.80	-	-	-
TableLlama (Zhang et al., 2024a)	Llama2-7B	7.47	20.53*	32.14*	22.12	60.48	82.55
TableLLM(TCoT) (Wu et al., 2024)	Qwen2-7B	364.40	45.77	53.59	12.9	43.88	69.81
TableLLM(TCoT) (Wu et al., 2024)	Llama3.1-8B	320.84	44.28	50.18	9.22	44.7	30.29
TableGPT2 (Su et al., 2024)	Qwen2.5-7B	116.36	-	61.42	-	70.27	77.80
TableGPT2 (Su et al., 2024)	Qwen2.5-72B	-	-	71.45	-	75.57	85.43
TabAF (Ours)	Qwen2.5-Coder-7B	27.18	69.85	74.72	57.60	78.41	83.99
	Qwen2.5-Coder-14B	27.49	74.60	78.82	65.44	83.02	86.71
	Qwen2.5-Coder-32B	31.44	74.60	78.68	68.66	84.41	87.70
	Llama3.1-8B	25.10	71.05	76.40	65.90	82.77	87.85
	Llama3.1-70B	25.61	76.21	80.55	70.05	85.29	91.01

Table 3: In-Domain performance of TabAF on WTQ, HiTab and TabFact, “Comp.” refers to the complex reasoning subset. “#Token” refers to the average number of tokens generated for questions in WTQ. “*” means the dataset is out-of-domain for the methods.

Method	Backbone	AIT-QA	FinQA
TableLlama	Llama2-7B	26.99	2.27
TableLLM(TCoT)	Qwen2-7B	64.85*	8.63
TableLLM(TCoT)	Llama3.1-8B	60.39*	6.63
TableGPT2	Qwen2.5-7B	12.43	40.28
TabAF	Qwen2.5-Coder-7B	62.33	45.07
	Qwen2.5-Coder-14B	85.83	60.59
	Qwen2.5-Coder-32B	84.08	60.77
	Llama3.1-8B	75.53	42.02
	Llama3.1-70B	83.11	60.68

Table 4: Out-of-domain performance of TabAF on AIT-QA and FinQA. “*” indicates that some tabular data from the dataset was collected for training.

based methods. The DP-based methods, TableLlama and TableLLM (TCoT), struggle with such complex reasoning questions. TableGPT2 benefits from the ability to generate Python code to solve some complex reasoning questions, but it still exhibits a high code error rate in HybridQA scenarios.

5.3 Ablation Study

To evaluate the effectiveness of the two generation modes (Formula and DP) in our framework, we conduct the ablation study of TabAF (Qwen2.5-Coder-7B and Llama3.1-70B) on the in-domain datasets. As illustrated in Table 5, excluding each generation mode significantly decreases the performance on both the WTQ and HiTab datasets. Using the Formula mode outperforms the DP mode by at

Method	WTQ		HiTab		TabFact
	Comp.	ALL	Comp.	ALL	
Qwen2.5-Coder-7B					
Upper Bound	75.71	80.13	60.83	82.07	94.02
w/ DP&Formula	69.85	74.72	57.60	78.41	83.99
w/ Formula	63.03	64.20	56.68	74.87	67.54
w/ DP	48.57	61.42	30.88	74.24	81.47
No Fine-tuning	34.32	50.23	3.69	58.02	64.48
Llama3.1-70B					
Upper Bound	81.33	85.57	73.27	87.5	96.89
w/ DP&Formula	76.21	80.55	70.05	85.29	91.01
w/ Formula	67.24	69.27	68.66	82.26	71.29
w/ DP	59.98	71.50	45.16	81.5	89.92
No Fine-tuning	52.54	64.43	21.20	69.13	81.82

Table 5: Ablation study of TabAF fine-tuned on Qwen2.5-Coder-7B and Llama3.1-70B. “Upper Bound” indicates that at least one of the outputs is correct. “No Fine-tuning” refers to the performance of the base model. The complete ablation results for TabAF on all base models are shown in Appendix B.1.

least 7.26% and 23.50% on the complex reasoning subsets of WTQ and HiTab, respectively, which indicates that Formula is more expert at handling complex reasoning questions on both flat tables and hierarchical or even irregular tables. The similar performance achieved by DP and Formula on WTQ and HiTab, along with the significant gap between them and the aggregated final answers, once again highlights that the two models excel at different categories of questions. Our framework can leverage

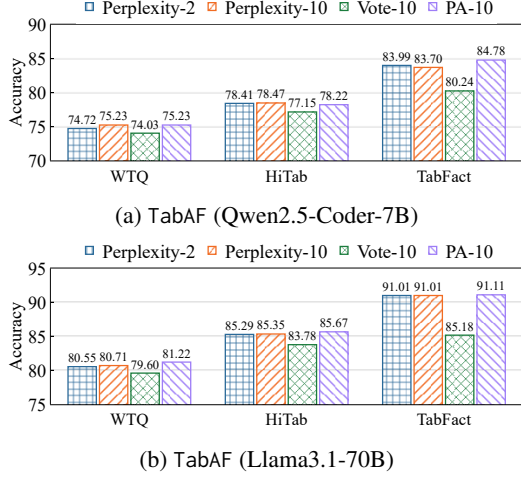


Figure 3: Effects of different aggregation strategies of TabAF (Qwen2.5-Coder-7B and Llama3.1-70B). The effect for TabAF on other base models are shown in Appendix B.2.

the complementary strengths of DP and Formula. On TabFact, Formula shows a relative lower performance, because TabFact is a fact-checking dataset significant different from other datasets, where the models are required to generate longer Formulas with lower confidence, i.e the perplexity is higher than DP. However, through our aggregation strategy, we is still able to leverage the complex reasoning capability of the Formulas when models are confident, making TabAF (Llama3.1-70B) still outperform all other methods.

5.4 Additional Analysis

Performance of Different Aggregation Strategies We compare the performance of different aggregation strategies in Figure 3 and Figure 4. Perplexity-2 and Perplexity-10, which select answers with lower perplexity, perform at a moderate level. Vote-10, the strategy adopted in existing methods (Liu et al., 2024; Yang et al., 2025), is less effective for aggregation, possibly due to the uncertainty introduced by the high temperature, where the models generate answers that are not convincing. For all models, PA-10 generally demonstrates more stability. It gathers the probabilities of identical answers, considering both the perplexity and occurrence frequency of answers. In scenarios where time efficiency is not a critical concern, PA-10 can be utilized to perform a better answer aggregation.

Bad Cases Beyond the Upper Bound The ablation experiments demonstrate that our framework can well leverage the advantages of both DP and

Formula generation modes. Achieving an efficient strategy to approach the upper bound is not easy and requires further exploration. Meanwhile, currently, there are still some questions that both DP and Formula modes cannot reason correctly. To better analyze the issue, We randomly sampled 100 failure cases that are beyond the upper bound of TabAF (Llama3.1-70B) from the WTQ dataset. Specifically, the causes of errors can be attributed to the following five main aspects.

Multi-step Reasoning(32%) These questions are difficult to solve in single-step reasoning. Some questions rely on intermediate processes such as derived columns to handle cases where multiple metadata (e.g. scores “w 2-1”) in a single column or where reasoning depends on multiple consecutive rows.

Data Quality Issues (23%) The dataset contains some mislabeled questions, vague questions, or incomplete tables.

Incorrect Semantic Understanding (18%) The model overlooks subtle conditions in the question (e.g., answer de-duplication, multiple conditional constraints) or ignores details in the table (e.g., special values like NULL).

Complex Reasoning Anomalies (18%) The questions can be solved by Formula performing complex reasoning, but the model overlooks some details in Formulas. (e.g. “< November15, 2007” should be “< DATE(2007, 11, 15)”).

Non-Standard Answers (9%) Answers differ in format from the gold ones but are actually correct.

6 Conclusion

In this paper, we construct FormulaQA, a Formula-annotated dataset to enhance the Spreadsheet Formula generation capabilities of LLMs for TableQA. We propose TabAF, an answer-Formula joint reasoning framework that leverages the complementarity of Formula and Direct Prompt (DP) in solving lookup questions and complex reasoning questions, respectively. The extensive experimental results on the WTQ, HiTab and TabFact datasets demonstrate that TabAF consistently outperforms the existing prompting-based and fine-tuning-based TableQA methods. Additionally, empirical studies on the out-of-domain datasets like AIT-QA and FinQA demonstrate the generalizability of TabAF in new domains and the HybridQA task. These facts confirm the effectiveness and versatility of TabAF in enhancing the table reasoning capabilities of LLMs.

7 Limitations

There are some limitations in our work. Firstly, our paper mainly focuses on single-table question answering. Reasoning across multiple tables is yet to be explored, in which scenarios, Formulas present more variations and deserve to be explored in future research. Secondly, Our paper focuses only on single-turn reasoning, while some complex questions rely on intermediate reasoning steps. Extending the framework to multi-turn reasoning would be beneficial in the future.

References

- Yihan Cao, Shuyi Chen, Ryan Liu, Zhiruo Wang, and Daniel Fried. 2023. Api-assisted code generation for question answering on varied table structures. In *Proceedings of the 2023 Conference on Empirical Methods in Natural Language Processing*, pages 14536–14548.
- Sibei Chen, Yeye He, Weiwei Cui, Ju Fan, Song Ge, Haidong Zhang, Dongmei Zhang, and Surajit Chaudhuri. 2024. Auto-formula: Recommend formulas in spreadsheets using contrastive learning for table representations. *Proceedings of the ACM on Management of Data*, 2(3):1–27.
- Wenhu Chen, Hongmin Wang, Jianshu Chen, Yunkai Zhang, Hong Wang, Shiyang Li, Xiyong Zhou, and William Yang Wang. 2020. [Tabfact: A large-scale dataset for table-based fact verification](#). In *International Conference on Learning Representations*.
- Xinyun Chen, Petros Maniatis, Rishabh Singh, Charles Sutton, Hanjun Dai, Max Lin, and Denny Zhou. 2021a. Spreadsheetcoder: Formula prediction from semi-structured context. In *International Conference on Machine Learning*, pages 1661–1672. PMLR.
- Zhiyu Chen, Wenhu Chen, Charese Smiley, Sameena Shah, Iana Borova, Dylan Langdon, Reema Moussa, Matt Beane, Ting-Hao Huang, Bryan R Routledge, et al. 2021b. Finqa: A dataset of numerical reasoning over financial data. In *Proceedings of the 2021 Conference on Empirical Methods in Natural Language Processing*, pages 3697–3711.
- Zhoujun Cheng, Haoyu Dong, Ran Jia, Pengfei Wu, Shi Han, Fan Cheng, and Dongmei Zhang. 2022a. [FORTAP: Using formulas for numerical-reasoning-aware table pretraining](#). In *Proceedings of the 60th Annual Meeting of the Association for Computational Linguistics (Volume 1: Long Papers)*, pages 1150–1166, Dublin, Ireland. Association for Computational Linguistics.
- Zhoujun Cheng, Haoyu Dong, Zhiruo Wang, Ran Jia, Jiaqi Guo, Yan Gao, Shi Han, Jian-Guang Lou, and Dongmei Zhang. 2022b. Hitab: A hierarchical table dataset for question answering and natural language generation. In *Proceedings of the 60th Annual Meeting of the Association for Computational Linguistics (Volume 1: Long Papers)*, pages 1094–1110.
- Zhoujun Cheng, Tianbao Xie, Peng Shi, Chengzu Li, Rahul Nadkarni, Yushi Hu, Caiming Xiong, Dragomir Radev, Mari Ostendorf, Luke Zettlemoyer, Noah A. Smith, and Tao Yu. 2023. [Binding language models in symbolic languages](#). In *The Eleventh International Conference on Learning Representations*.
- Abhimanyu Dubey, Abhinav Jauhri, Abhinav Pandey, Abhishek Kadian, Ahmad Al-Dahle, Aiesha Letman, Akhil Mathur, Alan Schelten, Amy Yang, Angela Fan, et al. 2024. The llama 3 herd of models. *arXiv preprint arXiv:2407.21783*.
- Jonathan Herzig, Pawel Krzysztof Nowak, Thomas Mueller, Francesco Piccinno, and Julian Eisenschlos. 2020. Tapas: Weakly supervised table parsing via pre-training. In *Proceedings of the 58th Annual Meeting of the Association for Computational Linguistics*, pages 4320–4333.
- Edward J Hu, yelong shen, Phillip Wallis, Zeyuan Allen-Zhu, Yuanzhi Li, Shean Wang, Lu Wang, and Weizhu Chen. 2022. [LoRA: Low-rank adaptation of large language models](#). In *International Conference on Learning Representations*.
- Binyuan Hui, Jian Yang, Zeyu Cui, Jiaxi Yang, Dayiheng Liu, Lei Zhang, Tianyu Liu, Jiajun Zhang, Bowen Yu, Keming Lu, et al. 2024. Qwen2. 5-coder technical report. *arXiv preprint arXiv:2409.12186*.
- Ruya Jiang, Chun Wang, and Weihong Deng. 2024. Seek and solve reasoning for table question answering. *arXiv preprint arXiv:2409.05286*.
- Zhengbao Jiang, Yi Mao, Pengcheng He, Graham Neubig, and Weizhu Chen. 2022. Omnitab: Pretraining with natural and synthetic data for few-shot table-based question answering. In *Proceedings of the 2022 Conference of the North American Chapter of the Association for Computational Linguistics: Human Language Technologies*, pages 932–942.
- Yannis Katsis, Saneem Chemmengath, Vishwajeet Kumar, Samarth Bharadwaj, Mustafa Canim, Michael Glass, Alfio Gliozzo, Feifei Pan, Jaydeep Sen, Karthik Sankaranarayanan, et al. 2022. Ait-qa: Question answering dataset over complex tables in the airline industry. *NAACL-HLT 2022*, page 305.
- Qian Liu, Bei Chen, Jiaqi Guo, Morteza Ziyadi, Zeqi Lin, Weizhu Chen, and Jian-Guang Lou. 2022. [TAPEX: Table pre-training via learning a neural SQL executor](#). In *International Conference on Learning Representations*.
- Tianyang Liu, Fei Wang, and Muhao Chen. 2024. [Re-thinking tabular data understanding with large language models](#). In *Proceedings of the 2024 Conference of the North American Chapter of the Association for Computational Linguistics: Human Language Technologies (Volume 1: Long Papers)*, pages

- 450–482, Mexico City, Mexico. Association for Computational Linguistics.
- Raphaël Mouravieff, Benjamin Piwowarski, and Sylvain Lamprier. 2024. Learning relational decomposition of queries for question answering from tables. In *Proceedings of the 62nd Annual Meeting of the Association for Computational Linguistics (Volume 1: Long Papers)*, pages 10471–10485.
- Ansong Ni, Srini Iyer, Dragomir Radev, Ves Stoyanov, Wen-tau Yih, Sida I. Wang, and Xi Victoria Lin. 2023. Lever: learning to verify language-to-code generation with execution. In *Proceedings of the 40th International Conference on Machine Learning, ICML’23*. JMLR.org.
- Panupong Pasupat and Percy Liang. 2015. Compositional semantic parsing on semi-structured tables. In *Proceedings of the 53rd Annual Meeting of the Association for Computational Linguistics and the 7th International Joint Conference on Natural Language Processing (Volume 1: Long Papers)*, pages 1470–1480.
- Tianze Shi, Chen Zhao, Jordan Boyd-Graber, Hal Daumé III, and Lillian Lee. 2020. On the potential of lexico-logical alignments for semantic parsing to sql queries. In *Findings of the Association for Computational Linguistics: EMNLP 2020*, pages 1849–1864.
- Aofeng Su, Aowen Wang, Chao Ye, Chen Zhou, Ga Zhang, Guangcheng Zhu, Haobo Wang, Haokai Xu, Hao Chen, Haoze Li, et al. 2024. Tablegpt2: A large multimodal model with tabular data integration. *arXiv preprint arXiv:2411.02059*.
- Zilong Wang, Hao Zhang, Chun-Liang Li, Julian Martin Eisenschlos, Vincent Perot, Zifeng Wang, Lesly Miculicich, Yasuhisa Fujii, Jingbo Shang, Chen-Yu Lee, and Tomas Pfister. 2024. [Chain-of-table: Evolving tables in the reasoning chain for table understanding](#). In *The Twelfth International Conference on Learning Representations*.
- Xianjie Wu, Jian Yang, Linzheng Chai, Ge Zhang, Jiaheng Liu, Xinrun Du, Di Liang, Daixin Shu, Xianfu Cheng, Tianzhen Sun, et al. 2024. Tablebench: A comprehensive and complex benchmark for table question answering. *arXiv preprint arXiv:2408.09174*.
- Zhen Yang, Ziwei Du, Minghan Zhang, Wei Du, Jie Chen, Zhen Duan, and Shu Zhao. 2025. [Triples as the key: Structuring makes decomposition and verification easier in LLM-based tableQA](#). In *The Thirteenth International Conference on Learning Representations*.
- Yunhu Ye, Binyuan Hui, Min Yang, Binhua Li, Fei Huang, and Yongbin Li. 2023. [Large language models are versatile decomposers: Decomposing evidence and questions for table-based reasoning](#). In *Proceedings of the 46th International ACM SIGIR Conference on Research and Development in Information Retrieval, SIGIR ’23*, page 174–184, New York, NY, USA. Association for Computing Machinery.
- Pengcheng Yin, Graham Neubig, Wen-tau Yih, and Sebastian Riedel. 2020. Tabert: Pretraining for joint understanding of textual and tabular data. In *Proceedings of the 58th Annual Meeting of the Association for Computational Linguistics*, pages 8413–8426.
- Donghan Yu, Sheng Zhang, Patrick Ng, Henghui Zhu, Alexander Hanbo Li, Jun Wang, Yiqun Hu, William Yang Wang, Zhiguo Wang, and Bing Xiang. 2023. [DecAF: Joint decoding of answers and logical forms for question answering over knowledge bases](#). In *The Eleventh International Conference on Learning Representations*.
- Tianshu Zhang, Xiang Yue, Yifei Li, and Huan Sun. 2024a. Tablellama: Towards open large generalist models for tables. In *Proceedings of the 2024 Conference of the North American Chapter of the Association for Computational Linguistics: Human Language Technologies (Volume 1: Long Papers)*, pages 6024–6044.
- Xiaokang Zhang, Jing Zhang, Zeyao Ma, Yang Li, Bohan Zhang, Guanlin Li, Zijun Yao, Kangli Xu, Jinchang Zhou, Daniel Zhang-Li, et al. 2024b. Tablellm: Enabling tabular data manipulation by llms in real office usage scenarios. *arXiv preprint arXiv:2403.19318*.
- Yunjia Zhang, Jordan Henkel, Avriella Floratou, Joyce Cahoon, Shaleen Deep, and Jignesh M. Patel. 2024c. [Reactable: Enhancing react for table question answering](#). *Proc. VLDB Endow.*, 17(8):1981–1994.
- Zhehao Zhang, Yan Gao, and Jian-Guang Lou. 2024d. [e⁵: Zero-shot hierarchical table analysis using augmented LLMs via explain, extract, execute, exhibit and extrapolate](#). In *Proceedings of the 2024 Conference of the North American Chapter of the Association for Computational Linguistics: Human Language Technologies (Volume 1: Long Papers)*, pages 1244–1258, Mexico City, Mexico. Association for Computational Linguistics.
- Wei Zhao, Zhitao Hou, Siyuan Wu, Yan Gao, Haoyu Dong, Yao Wan, Hongyu Zhang, Yulei Sui, and Haidong Zhang. 2024. N12formula: Generating spreadsheet formulas from natural language queries. In *Findings of the Association for Computational Linguistics: EACL 2024*, pages 2377–2388.
- Yaowei Zheng, Richong Zhang, Junhao Zhang, Yanhan Ye, and Zheyang Luo. 2024. [LlamaFactory: Unified efficient fine-tuning of 100+ language models](#). In *Proceedings of the 62nd Annual Meeting of the Association for Computational Linguistics (Volume 3: System Demonstrations)*, pages 400–410, Bangkok, Thailand. Association for Computational Linguistics.

A Criteria for Dividing the Complex Subset

To demonstrate the ability of our method in performing complex reasoning, we divide the complex subsets from WTQ and HiTab for evaluation. Since the WTQ dataset only contains annotations for answers, we used GPT-4o to divide the complex reasoning subset. We prompt the LLM to determine whether answering the questions requiring arithmetic operations, date calculations, values aggregation, or other operations that may involve numbers. As a result, we divide the WTQ complex reasoning subset containing 2,421 samples. Since HiTab annotates Formulas, we classify Formulas other than the assignment Formulas as the complex reasoning subset of Hitab, as these answers cannot be directly obtained from tables. The HiTab complex reasoning subset consists of 217 samples.

B Supplementary Experiments

B.1 Ablation Study for All Fine-tuned Models

We conducted ablation experiments on TabAF fine-tuned from all base models in Table 6. For all model sizes, our framework leverage the advantages of both generation modes. Removing either of the generation modes resulted in significant decreases in performance of every benchmark.

Backbone	Method	WTQ		HiTab		TabFact
		Comp.	ALL	Comp.	ALL	
Qwen2.5-Coder-7B	Upper Bound	75.71	80.13	60.83	82.07	94.02
	w/ DP&Formula	69.85	74.72	57.60	78.41	83.99
	w/ Formula	63.03	64.20	56.68	74.87	67.54
	w/ DP	48.57	61.42	30.88	74.24	81.47
	No Fine-tuning	34.32	50.23	3.69	58.02	64.48
Qwen2.5-Coder-14B	Upper Bound	79.93	83.75	71.43	86.55	95.21
	w/ DP&Formula	74.60	78.82	65.44	83.02	86.71
	w/ Formula	66.87	68.32	65.44	80.87	67.74
	w/ DP	55.47	67.50	40.09	78.79	85.57
	No Fine-tuning	43.95	56.65	13.82	64.96	77.87
Qwen2.5-Coder-32B	Upper Bound	80.30	83.95	74.65	87.50	95.75
	w/ DP&Formula	74.60	78.68	68.66	84.41	87.70
	w/ Formula	65.76	68.00	68.66	82.45	71.34
	w/ DP	58.61	69.43	44.70	80.93	86.17
	No Fine-tuning	47.42	60.38	28.11	69.38	80.58
Llama3.1-8B	Upper Bound	77.20	81.74	70.97	85.67	94.12
	w/ DP&Formula	71.05	76.40	65.90	82.77	87.85
	w/ Formula	62.45	63.86	64.98	79.29	67.89
	w/ DP	51.22	64.64	33.18	77.78	85.18
	No Fine-tuning	26.97	43.69	1.38	50.13	68.68
Llama3.1-70B	Upper Bound	81.33	85.57	73.27	87.5	96.89
	w/ DP&Formula	76.21	80.55	70.05	85.29	91.01
	w/ Formula	67.24	69.27	68.66	82.26	71.29
	w/ DP	59.98	71.50	45.16	81.5	89.92
	No Fine-tuning	52.54	64.43	21.20	69.13	81.82

Table 6: Ablation study of TabAF fine-tuned on different backbones.

B.2 Aggregation Strategies for Other Fine-tuned Models

In Figure 4, We show the effects of the aggregation strategies on TabAF fine-tuned on other base models.

C The Prompts for LLMs

In this section, we provide the prompts used to annotate Formulas for FormulaQA construction and the prompts to instruct LLMs to generate Formulas or direct answers.

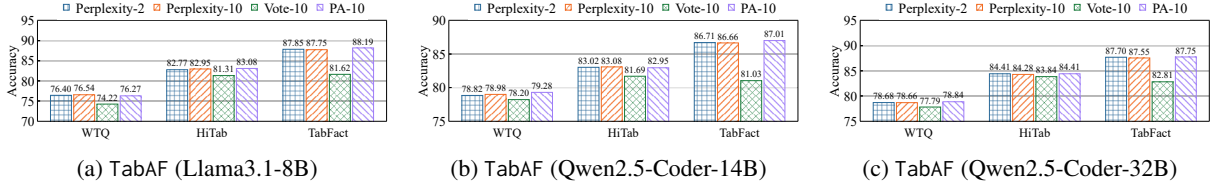


Figure 4: Aggregation strategies for TabAF (Llama3.1-8B, Qwen2.5-Coder-14B, Qwen2.5-Coder-32B). “-2” refers to generating one outputs for DP and Formula using greedy decoding. “-10” refers to generate five outputs for each modes and select the final answer from the ten answers.

C.1 Prompt for Annotating Formulas

We utilize the prompt to annotate Formulas for the complex questions in WTQ and the randomly sampled questions in TabFact.

System:

Given an Excel table, a question and the answer to the question. Write an Excel formula (=??) to obtain the answer, You should only output the formula.

User:

[Table]{table_str}

[Question] {question}

[Gold Answer] {gold_answer}

[The Formula You think to answer the question]

Assistant:

Generated formulas

(If none of generated formulas is correct)

User:

In the previous rounds, you attempted to generate the following formulas, but none of them is correct. Please try to generate the correct formula. You should only output the Formula.

[The wrong formula you generate in previous rounds]

1. Formula is: {formula} ; Execution Results is: {result}

2. Formula is: {formula} ; Execution Results is: {result}

...

[The Formula You think to answer the question]

Assistant:

Generated formulas

C.2 Prompt for Generating Formulas

We utilize the prompt to guide the LLMs to generate Formula output. We provide the example of tabular data to show the difference between generating Formulas and generating answers.

System:

You are an Excel Expert. Based on the Excel table, generate excel formula to answer the user question.

User:

[Table Title] agri-food industry sub-groups for workers aged 15 years and over, 2011

[Table]

10|A|B|C|D|E|

1	sub-groups of agri-food	eastern ontario	eastern ontario	northern ontario	northern ontario
2	sub-groups of agri-food	french workers	other workers	french workers	other workers
3	sub-groups of agri-food	percent	percent	percent	percent
4	input and service supply	2.9	2.1	2.9	1.3
5	food, beverage, and tobacco processing	9.7	6.0	3.0	3.3
6	food retail and wholesale	35.3	31.3	39.1	37.3
7	food service	52.1	60.6	55.0	58.1

[Question]

{question}

[Formula]

Assistant:

Ouptut Formula

C.3 Prompt for Generating Direct Answers

We utilize the prompt to guide the LLMs to generate answer output.

System:

This is table question answering task, based on the given table, answer the given question. Only output the answer.

User:

[Table Title] agri-food industry sub-groups for workers aged 15 years and over, 2011

[Table]

1	sub-groups of agri-food	eastern ontario	eastern ontario	northern ontario	northern ontario
2	sub-groups of agri-food	french workers	other workers	french workers	other workers
3	sub-groups of agri-food	percent	percent	percent	percent
4	input and service supply	2.9	2.1	2.9	1.3
5	food, beverage, and tobacco processing	9.7	6.0	3.0	3.3
6	food retail and wholesale	35.3	31.3	39.1	37.3
7	food service	52.1	60.6	55.0	58.1

[Question]

{question}

[Answer]

Assistant:

Ouptut Direct Answer