

Free-Lunch Color-Texture Disentanglement for Stylized Image Generation

Jiang Qin¹, Senmao Li², Alexandra Gomez-Villa^{3,4},
Shiqi Yang⁶, Yaxing Wang², Kai Wang³, Joost van de Weijer^{3,5}

¹Harbin Institute of Technology, China ²VCIP, CS, Nankai University, China

³Computer Vision Center, Spain ⁴Universitat de València, Spain

⁵Universitat Autònoma de Barcelona, Spain ⁶SB Intuitions, SoftBank, Japan



Figure 1. Stylized images generated by our *training-free* method, *SADis*. (Up) As shown in the first two rows, it enables disentangled control over *color* and *style* attributes in text-to-image diffusion models using separate image prompts. This approach offers creators enhanced color control, including the use of color palettes as in the last two columns. (Down) *SADis* also enables real-image stylization by incorporating a content image as an additional condition via ControlNet. Furthermore, it extends to color-only stylized generation and material transfer for more flexible image generation.

Abstract

Recent advances in Text-to-Image (T2I) diffusion models have transformed image generation, enabling significant progress in stylized generation using only a few style reference images. However, current diffusion-based methods struggle with fine-grained style customization due to challenges in controlling multiple style attributes, such as color and texture. This paper introduces the first tuning-free ap-

proach to achieve free-lunch color-texture disentanglement in stylized T2I generation, addressing the need for independently controlled style elements for the Disentangled Stylized Image Generation (DisIG) problem. Our approach leverages the Image-Prompt Additivity property in the CLIP image embedding space to develop techniques for separating and extracting Color-Texture Embeddings (CTE) from individual color and texture reference images. To ensure that the color palette of the generated image aligns closely

with the color reference, we apply a whitening and coloring transformation to enhance color consistency. Additionally, to prevent texture loss due to the signal-leak bias inherent in diffusion training, we introduce a noise term that preserves textural fidelity during the Regularized Whitening and Coloring Transformation (RegWCT). Through these methods, our Style Attributes Disentanglement approach (SADis) delivers a more precise and customizable solution for stylized image generation. Experiments on images from the WikiArt and StyleDrop datasets demonstrate that, both qualitatively and quantitatively, SADis surpasses state-of-the-art stylization methods in the DisIG task. Code will be released at [here](#).

1. Introduction

Stylized Image Generation [12, 30, 36], also termed style transfer in classical research, aims to transfer a style from a reference image to a target image. This field has evolved through several technological paradigms, beginning with CNN-based feature manipulation [20, 36, 65], advancing to attention mechanisms [4, 46, 74], and further developing through GAN-based image translation [37, 72, 81]. A significant advancement came with multimodal CLIP guidance [18, 40, 52], which bridged the gap between visual and textual representations. This breakthrough enabled a novel approach where style transfer could be guided by textual descriptions rather than being limited to reference images [18, 35, 41]. The field underwent another transformation with the emergence of Text-to-Image (T2I) diffusion models [56, 57, 59], which demonstrated remarkable capabilities in personalized image generation [7, 19, 49, 58].

T2I diffusion models catalyzed new developments in stylized image generation [54, 62, 67] — a specialized paradigm that focuses on creating new images that incorporate specific visual characteristics from reference styles, rather than simply transferring style between existing images. Initially, many approaches [2, 19] relied on extensive fine-tuning using datasets of similarly styled images. However, this requirement proved impractical in real-world scenarios, where collecting cohesive style-specific datasets is often challenging. Addressing these limitations, recent research has focused on developing *tuning-free* (*free-lunch*) methods [38, 54, 75]. These approaches eliminate the need for costly retraining while maintaining efficient style integration capabilities. Despite their methodological differences, both tuning-based and tuning-free approaches share a common characteristic: they transfer entangled style representations during the image generation process, simultaneously incorporating both color and texture elements from the style images into the final output.

Although existing stylized image generation methods offer promising advancements, for content creators, these

methods have critical limitations. A key challenge is the lack of granular control over style elements. Content creators often need to adopt specific aspects of a reference style while preserving elements of their original vision [14, 27]. Color palettes, in particular, play a crucial role in this process — they are often meticulously crafted to evoke specific emotions or maintain brand consistency. Creators may wish to preserve these while adopting textural¹ elements from other reference styles. However, current approaches force an all-or-nothing choice, where accepting a reference style means incorporating all its visual (texture and color) characteristics simultaneously, seriously limiting artistic freedom and practical applicability.

To address these limitations, we introduce the problem of *Disentangled Stylized Image Generation* (DisIG), which aims to decompose reference styles into independently controllable attributes like color, texture, and semantic content. This formulation enables artists to selectively transfer specific style elements while maintaining control over the content using text prompts. One potential workaround for DisIG using existing methods is to specify desired style attributes through text prompts. However, this approach requires extensive prompt engineering [48, 71, 76] expertise and considerable trial-and-error to achieve results that can be obtained more intuitively through image prompts. Even with significant effort in crafting precise textual descriptions, text prompts often fall short of capturing the nuanced characteristics of the target style. This limitation stems from the inherent expressiveness gap between text and visual information — image prompts inherently contain richer semantic information, including style attributes such as color and texture, than text prompt descriptions, that nuanced details lead to enhance generation quality as shown in Fig. 2.

In this work, we propose what we believe to be the *first* DisIG method that enables independent control of color and texture through separate reference images, without any training. To achieve this, we first analyze the *additivity property* — a characteristic previously studied in textual spaces [6, 33, 51] — and demonstrate that it also holds true in the *image prompt* space. Then, we work with each style component separately: we isolate the *color representation* through feature subtraction between the original color image and its grayscale equivalent, while deriving the *texture representation* using a grayscale version of the texture reference image and SVD rescaling. Finally, to ensure accurate color matching while preserving textural details, we introduce *RegWCT*, an enhanced Whitening and Coloring Transformation with noise regularization that counteracts the *signal-leak bias* [16, 80] common in diffusion models.

In experiments, we use images from the WikiArt [64]

¹In this paper, we use the term *texture* to refer to the arrangement, repetition, and local patterns of visual elements such as shapes, edges, intensities, and gradients and excluding color aspects.




Figure 2. Compared to existing stylization methods (InstantStyle and DEADiff), our *SADis* offers flexibility in style control by enabling the use of separate color and texture reference images².

and StyleDrop [62] datasets and evaluate our approach based on the SDXL model [53]. By comparing against several state-of-the-art stylization methods, *SADis* consistently outperforms these baselines over both qualitative and quantitative results, particularly in achieving accurate color and texture expression for the stylized T2I generation. In summary, our contributions are as follows:

- We introduce the *Disentangled Stylized Image Generation (DisIG)* problem, a critical challenge in real-world applications that enables richer semantic control in diffusion-based stylization.
- We are the *first* to identify and leverage the *image-prompt additivity* property in the CLIP image encoder, showing how image representations can be decomposed and combined similarly to text embeddings.
- We present the *first* tuning-free (free-lunch) *style attribute disentanglement* method, *SADis*, emphasizing color and texture as key style attributes. Our color-texture extraction (*CTE*) and regularized whitening-coloring transformation (*RegWCT*) techniques enable effective disentangled color-texture stylization without additional tuning.
- Through comprehensive qualitative and quantitative evaluations in standard style transfer benchmarks, *SADis* consistently outperforms state-of-the-art baselines, especially in realistic T2I generation under the *DisIG* scenario.

²Here we use the prompt “A ballerina” as an example. The prompt used in InstantStyle and DEADiff is a detailed description of the color reference image generated by GPT-4o [1].

2. Related Work

Stylized image generation [12, 30, 37, 81], also related to classical style transfer, aims to generate images with the artistic style of a reference image. Early research focused on statistical feature manipulation to transfer artistic styles from reference images. Gatys et al. [20] pioneered this direction by using covariance matrices for style representation. Following works like AdaIN [36] improved efficiency by transferring feature statistics between style and content feature maps, while WCT [44] introduced whitening and coloring transformations to match covariance matrices. Recent architectural innovations have enhanced stylization capabilities. A significant paradigm shift occurred with the introduction of CLIP [55], enabling connections between text and image representations in a shared embedding space. This advancement spawned methods like ClipStyler [41], which combines global and patch-level CLIP losses for high-resolution stylization.

Nowadays, T2I Diffusion models [9, 29, 61] have emerged as the new state-of-the-art for text-to-image generation [8, 33, 45, 47]. Then the existing T2I stylization methods [13, 22, 23, 60, 66, 78, 79] achieve stylized image generation via fine-tuning generative models on few style reference images. However, this process is time-consuming and struggles to generalize to real-world scenarios where gathering a suitable subset of shared-style images can be difficult. To address these limitations, interest in tuning-free (free-lunch) approaches for stylized image generation has grown [11, 15, 24, 26, 69, 70]. These methods introduce lightweight adapters that extract style information from reference images and inject it into the diffusion process via self-attention or cross-attention layers. Representative examples include IP-Adapter [75] and Style-Adapter [69], which employ a decoupled cross-attention mechanism that separates cross-attention layers for handling text and image features independently. DEADiff [54] introduces a different approach by focusing on extracting disentangled representations of content and style using paired datasets.

Although existing stylized image generation methods show promise, they lack granular control over individual style elements - a crucial need for content creators who often want to selectively adopt specific aspects of reference styles. This introduces a challenge we term the *Disentangled Stylized Image Generation (DisIG)*. Focusing on color and texture as the most significant style attributes, this paper introduces the *first* free-lunch approach to *color-texture disentanglement* for stylized image generation.

3. Method

3.1. Preliminaries

Problem Setup. Unlike classical stylized image generation [10, 40, 44], which derives style information from a

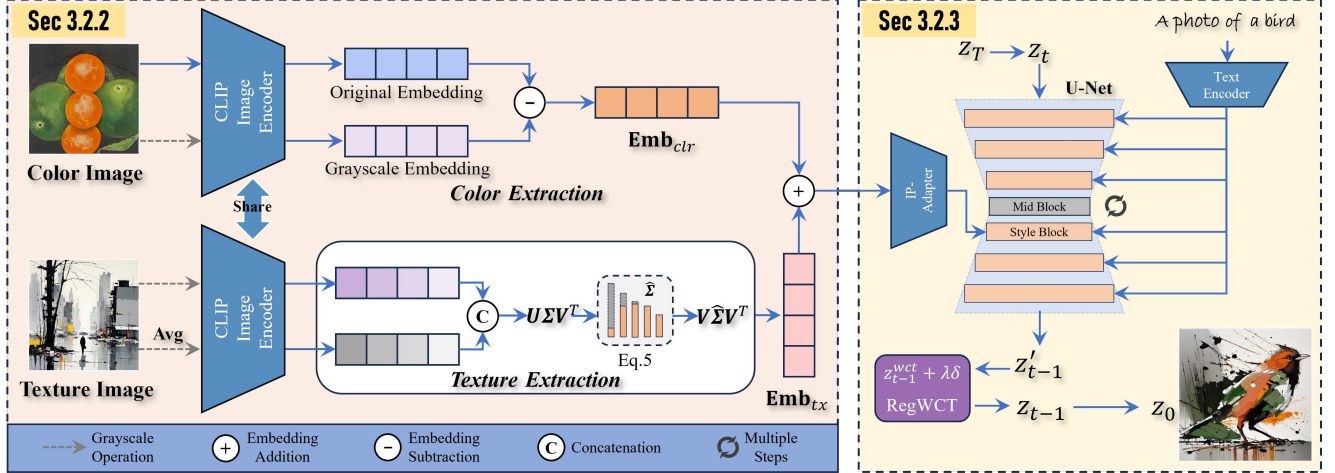


Figure 3. Our method, *SADis*, begins with color-texture extraction (CTE), leveraging the Image-Prompt Additivity property, which is verified in this paper for the *first* time. After obtaining the disentangled color and texture embeddings from the reference images, we incorporate these embeddings into the style cross-attention layer of the SDXL model. Subsequently, we refine the latent variable z_{t-1} at each inference step with our proposed *RegWCT* transformation, aligning color palettes precisely while retaining essential texture details.

single reference image, Disentangled Stylized Image Generation (*DisIG*) leverages two distinct reference images: a color reference image \mathcal{I}_{clr} , and a texture reference image \mathcal{I}_{tx} . The color reference image could either be a normal RGB image or a color palette. Given an input prompt \mathcal{P} for the T2I model, our goal is to generate an image aligning with the prompt while exhibiting a color palette similar to \mathcal{I}_{clr} and texture from \mathcal{I}_{tx} .

T2I Diffusion Models. We built on the SDXL [53] model, consisting of two primary components: an autoencoder and a diffusion model $\epsilon_\theta(z_t, t, \tau_\xi(\mathcal{P}))$, where ϵ_θ is a UNet, conditioning a latent input z_t , a timestep $t \sim U(1, T)$, and a text embedding $\tau_\xi(\mathcal{P})$. More specifically, text-guided diffusion models generate an image from the textual condition as $\mathcal{C}_{text} = \tau_\xi(\mathcal{P})$, where τ_ξ is the CLIP text encoder [55]³. The cross-attention map is derived from $\epsilon_\theta(z_t, t, \mathcal{C}_{text})$. After predicting the noise, diffusion schedulers [50, 63] are used to predict the latent z_{t-1} . Here we simplify the z_{t-1} inference process as $z_{t-1} = \mathcal{G}(z_t, t, \mathcal{C}_{text})$.

IP-Adapter. Building on T2I diffusion models, the IP-Adapter [75] introduces additional controllability by conditioning the T2I model on a conditional image \mathcal{I}_{ip} . Practically, this involves leveraging a pre-trained T2I diffusion model and incorporating a cross-attention layer to the (projected) image condition following each text-prompt conditioning layer. The conditional image is encoded in the low-dimensional CLIP image embedding space [55] to capture high-level semantic information. By denoting the CLIP image encoder as τ_ϕ and IP-Adapter projection as **IP**, this process is adding a new image condition $\mathcal{C}_{img} = \text{IP}(\tau_\phi(\mathcal{I}_{ip}))$ to the T2I model as $z_{t-1} = \mathcal{G}(z_t, t, \mathcal{C}_{text}, \mathcal{C}_{img})$.




Figure 4. By subtracting the grayscale image embeddings from the color image embeddings, we can effectively remove the texture information and isolate the color information. Combined with the prompt “A photo of a bird” we can generate images in the same color schemes as the input images.

3.2. Style Attributes Disentanglement

Here, we present our Style Attributes Disentanglement method (*SADis*). An overview is provided in Fig. 3. To successfully extract the color and texture information, we exploit the image-prompt additivity property, explained in Sec. 3.2.1. Next, we explain the color-texture extraction (CTE) in Sec. 3.2.2, and the noise-regularized whitening-coloring transformation (*RegWCT*) is detailed in Sec. 3.2.3.

3.2.1. Image-Prompt Additivity

To achieve disentangled stylization, we first analyze the *additivity property* within *image prompts*, which can be derived using the CLIP image encoder, as also adopted in the IP-Adapter [75]. This property, which has been explored in text prompt spaces [6, 51], also holds in the image prompt space. As an example in Fig. 4-(Left), we subtract the grayscale image embedding from the original color image embedding, that results in the T2I generation with similar

³SDXL uses two text encoders and concatenate the embeddings.

color palettes. We show additional analysis with subtracting objects from the given images in the *Supplementary Material*. We refer to this property as *Image-Prompt Additivity*. Using this property, we extract color and texture information from reference images and apply these attributes effectively in T2I generation.

3.2.2. Color-Texture Extraction

Leveraging this image-prompt additivity, we disentangle color and texture representations from their respective reference images. For *color extraction*, we take the color image embedding and subtract the grayscale image embedding:

$$\mathbf{Emb}_{clr} = \tau_\phi(\mathcal{I}_{clr}) \ominus \tau_\phi(\mathbf{GS}(\mathcal{I}_{clr})) \quad (1)$$

where \mathbf{GS} is the grayscale operation. This strips away semantic information to retain only the color attributes.

For *texture extraction*, we first convert the texture reference image to grayscale to remove any influence of its color palette, which is formulated as $\mathbf{Emb}_{tx}^* = \tau_\phi(\mathbf{GS}(\mathcal{I}_{tx}))$. However, using only the grayscale texture embedding creates a mismatch in scale between the color and texture branches, often resulting in *overly gray tones* in T2I generations (as shown in Fig. 5-2nd col.). To address this, we average the gray texture image to obtain a pure gray image, which summarizes the main gray tone information in the $\mathbf{GS}(\mathcal{I}_{tx})$ image. Following that, we *concatenate* both embeddings to obtain the initial texture representations:

$$\mathbf{Emb}_{tx}' = \mathbf{Emb}_{tx}^* \odot \tau_\phi(\mathbf{Avg}(\mathbf{GS}(\mathcal{I}_{tx}))) \quad (2)$$

Next, we conduct the Singular-Value Decomposition (SVD) over the texture representations. Inspired by [21, 43], we assume that the main singular values of \mathbf{Emb}_{tx}' correspond to the shared fundamental information of these two grayscale images, specifically the grayscale tone. We then have: $\mathbf{Emb}_{tx}' = \mathbf{U}\mathbf{\Sigma}\mathbf{V}^T$, where $\mathbf{\Sigma} = \text{diag}(\sigma_0, \sigma_1, \dots, \sigma_{n_j})$, the singular values $\sigma_0 \geq \dots \geq \sigma_{n_j}$. To suppress the gray tone expression and extract the texture information, we introduce the augmentation for each singular value as:

$$\hat{\sigma} = \beta e^{-\gamma\sigma} * \sigma. \quad (3)$$

where e is the exponential, γ and β are parameters with positive numbers. We then recover it as $\mathbf{Emb}_{tx} = \mathbf{U}\hat{\mathbf{\Sigma}}\mathbf{V}^T$, with the updated $\hat{\mathbf{\Sigma}} = \text{diag}(\hat{\sigma}_0, \hat{\sigma}_1, \dots, \hat{\sigma}_{n_j})$. That effectively reduces residual gray-color influences while preserving texture details. After extracting both color and texture reference image embeddings, we achieve a baseline of the *DisIG* problem. The T2I inference process is now formulated as: $z_{t-1}' = \mathcal{G}(z_t, t, \mathcal{C}_{text}, \mathbf{Emb}_{tx} \oplus \mathbf{Emb}_{clr})$. Note that, we only inject the disentangled embedding $\mathbf{Emb}_{tx} \oplus \mathbf{Emb}_{clr}$ into the *first decoder layer* to compute cross-attention maps, which shows better *stylization* performance as previous works proved [2, 66–68]. Examples shown in Fig. 5 (2nd and 3rd cols.) demonstrate the effectiveness of our proposal.



Figure 5. We suppress the gray expression by introducing extra SVD reweighting to the texture representations.

3.2.3. Regularized Whitening-Coloring Transforms

WCT: whitening-coloring transformation. Solely applying our *CTE* method does not fully ensure a precise color palette match between the reference color image \mathcal{I}_{clr} and the generated output. We hypothesize that while CLIP embeddings capture high-level semantic information, they may not fully represent nuanced color distribution details. To better align the color distributions of the generated image with the color reference, we incorporate a whitening-coloring transform (WCT) [10, 31, 44] applied to the noisy latent as $z_t^{wct} = \mathbf{WCT}(z_t')$. Please refer to the *Supplementary* for detailed WCT formulas. While traditionally used in style transfer, we are the first to apply this transformation directly within the latent space of a T2I diffusion model. This approach allows for a more faithful color transfer by aligning the latent representations with the reference color palette, enhancing the stylistic consistency of generated images. Examples of applying the WCT transform during the T2I generation process are presented in Fig. 6-(a), demonstrating an improved alignment of color palettes between the generated images and the reference color images. This enhancement visually confirms the effectiveness of WCT in achieving more accurate color transfer, resulting in a closer match to the desired color distribution.

Noise Regularization for WCT transform. However, as shown in Fig. 6-(a), the WCT process tends to compress texture details, distorting high-frequency information, which is also observed in previous works [42, 80]. This issue is attributed to the signal-leak bias [16] and the inverted latent distribution gap from the inversion process [80]. These terms essentially describe the same underlying phenomenon: during training, the distribution of z_T —the latent representation after adding Gaussian noise to z_0 —does not perfectly match a standard Gaussian. Instead, it always contains the leakage or some certain prior information towards the original image, causing the residual structure to persist even at high noise levels. This biased noise in the forward diffusion process leads to a slight misalign-

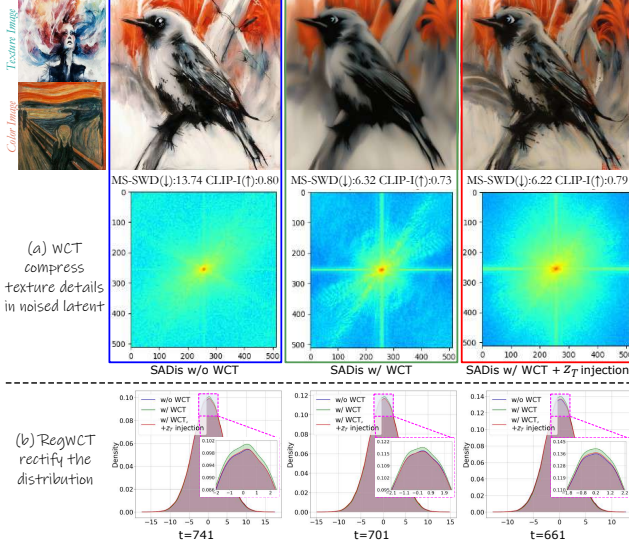


Figure 6. (top) We enable preciser color alignment with \mathcal{I}_{clr} through *RegWCT*, while WCT manipulation compresses texture details. (bottom) The distribution of the image latent generated with *RegWCT* technique is closer to that of the image generated without WCT in the frequency domain, across diverse time steps.

ment in texture representation during generation. To address this, we propose adding a small-scale noise to the latent representation as $z_t = z_t^{wct} + \lambda \cdot \delta, \delta \sim \mathcal{N}(0, 1)$, determined by a scale hyperparameter λ , to recover the lost high-frequency details. By introducing this noise regularization term, the regularized whitening-coloring transformation (*RegWCT*) achieves improved generative performance, better aligning both color and texture in the generated images with the reference images. Given a latent z_t at timestep t , the color rectified latent z_t after *RegWCT* is formulated as $z_t = (1 - \omega) z_t' + \omega \cdot \mathbf{RegWCT}(z_t')$, where ω acts as a balance weight. To prevent the inference trajectory from deviating too much from the original one, we only perform the *RegWCT* transformation during the intermediate steps as $[T_{start}, T_{end}]$. With all these techniques, including color-texture extraction (*CTE*) and Regularized WCT transformation (*RegWCT*), our method *SADis* achieves customizable and flexible Disentangled Stylized Image Generation (as shown in Fig. 5-4th col.).

3.2.4. ControlNet-based real image stylization

Furthermore, our method *SADis* can be integrated with ControlNet [77] \mathcal{CN} to facilitate image-based stylized generation, as illustrated in Fig. 11 (Left). By utilizing any pretrained ControlNet model (e.g. Canny-conditioned) as the base pipeline while maintaining all other hyperparameters consistent with *SADis*, we are able to significantly broaden the applicability of our method *SADis* to real image cases. More specifically, we have an input \mathbf{I}_c as the content image, it is passed through the ControlNet $\mathcal{CN}(\mathbf{I}_c)$ as conditions for T2I generation model as $z_{t-1} =$

$\mathcal{G}(z_t, t, \mathcal{CN}(\mathbf{I}_c), \mathbf{Emb}_{tx} \oplus \mathbf{Emb}_{clr})$, where $z_T \sim \mathcal{N}(0, 1)$ and the textual prompt as null $\mathcal{P} = ""$.

4. Experiments

4.1. Experimental Setups

Datasets. To ensure a fair comparison, we randomly select 40 images in total from the WikiArt [64] and StyleDrop [62] datasets. For our method, *SADis*, each of these images serves as either a color reference or a texture reference to enable color-texture disentanglement. In contrast, since the comparison methods lack disentanglement capabilities, we treat each of these 40 images as a style reference for these methods, supplemented by auxiliary text prompts generated from GPT-4o [1] as a strong captioning model. For quantitative comparisons, we used 20 images as the color reference set and 20 as the texture reference set. We also sampled 10 content prompts from StyleDrop, resulting in 4,000 stylized images per method to ensure fair and extensive comparisons with numerous images.

Evaluation Metrics. We evaluate our method using multiple quantitative metrics to ensure a comprehensive assessment. (1) For a general quality evaluation, we use CLIP-Score (CLIP) [28] to evaluate the T2I generation performance, specifically measuring the semantic consistency between the generated image and the text prompt. (2) For the evaluation of color attribute alignment, the MS-SWD [25] metric specifically evaluates color distance between generated and reference images. Color histogram distance (C-Hist) computes the distance between both color histograms. The GPT-4o color score [1] requests the GPT model to rate from 0-5 according to the color consistency between the color reference and the generated image. (3) For the texture quality, the Kernel-Inception Distance (KID) [5] is assessing the quality of generated images by measuring the dissimilarity between the real and generated image distributions⁴. CLIP-I is used to evaluate the similarity between the texture image and the generated image in grayscale.

Implementation Details. We build our method *SADis* upon the SDXL [53]. To apply the image embeddings as additional conditions to the T2I model, we use the IP-Adapter [75] pretrained projectors. Both of these models are based on the CLIP model [55], where the SDXL model utilizes the CLIP text encoder to generate textual embeddings and the IP-Adapter leverages the CLIP image encoder to extract image embeddings before the embedding projector. For the hyperparameters, we set $\lambda = 0.01, T_{start} = 0.8T, T_{end} = 0.6T, \omega = 0.5, \gamma = 0.003, \beta = 1.0$.

Comparison Methods. We compare with several state-of-the-art tuning-free stylization approaches based on the T2I diffusion models: DEADiff [54], InstantStyle [67], IP-

⁴We use feature dimension as 2048 and evaluate on the 4000 images.



Figure 7. Disentangled Stylized Image Generation (*DisIG*) performance compared with baseline methods. For other approaches, we used GPT-4o to generate color descriptions based on the color reference image, incorporating these descriptions into the text prompts (details shown in the Supplementary). Our *SADis* accepts separate color and texture reference images to achieve flexible control.



Figure 8. *SADis* remains effective when exchanging texture and color images (left) or varying color image properties such as saturation and illuminant (right). This further demonstrates the robustness of *SADis* in realistic *DisIG* scenario.

Adapter [75], CSGO [73], DreamStyler [3], StyleDrop [62] and Artist [39]. For these baseline methods, we utilize the GPT-4o [1] model to generate captions from the color reference image, which are appended to the original textual prompt to guide the T2I generation. Additionally, SDXL [53] and Artist model are included in comparisons by generating captions from both the color and texture reference images, appending these captions to the textual prompts to guide the generation process. *We include much more experimental setup details, qualitative and quantitative results in the Supplementary Material.*

4.2. Experimental Results

Qualitative Comparison. In our comparison of generation quality, visual results under the Disentangled Stylized Image Generation (*DisIG*) scenario are shown in Fig. 7 and Fig. 9. While baseline methods manage to capture some style information from the style reference image (the texture image for *SADis*), they fail to represent the color palette provided by the color reference accurately. The IP-Adapter and InstantStyle methods even retain original layouts and

Method	CLIP	Color			Texture	
		MS-SWD↓	C-Hist↓	GPT4o↑	CLIP-I↑	KID↓
SDXL [53]	0.272	<u>9.51</u>	<u>1.20</u>	<u>3.01</u>	0.69	0.08
IPAdapter [75]	0.233	11.54	1.23	2.84	0.84	0.043
InstantStyle [67]	0.261	12.53	1.32	2.80	<u>0.74</u>	0.056
Artist [39]	0.269	10.48	1.39	2.82	0.69	0.089
DEADiff [54]	0.267	11.20	1.24	2.73	0.69	0.087
StyleDrop [62]	0.275	13.52	1.43	2.67	0.70	0.054
DreamStyler [3]	0.277	12.17	1.26	2.39	0.71	0.060
CSGO [73]	<u>0.280</u>	14.25	1.36	2.63	0.69	0.071
<i>SADis</i> (Ours)	0.281	5.57	0.96	3.34	<u>0.74</u>	<u>0.049</u>

Table 1. Quantitative Comparison. The best and second-best numbers are marked with **bold** and underlined respectively.

elements from the style images, deviating from the intended stylization. Other baselines, such as Artist [39] and DEADiff [54], exhibit poor generation quality, reflecting a limited understanding of both color and texture attributes. In contrast, our method, *SADis*, allows for both texture and color reference inputs, offering precise, controllable T2I stylization. The generated images by *SADis* exhibit significantly improved color fidelity and texture detail compared to other approaches, demonstrating its effectiveness in disentangled style attribute transfer. To further validate *SADis*’s robustness, we conduct two tests: (1) swapping the color and texture reference images, and (2) modifying their saturation and illumination levels, as shown in Fig. 8. Unlike existing approaches such as InstantStyle, which cannot preserve image content under these conditions (detailed in *Supplementary*), *SADis* successfully applies color and texture independently while keeping the content largely unchanged.

Quantitative Comparison. A detailed quantitative comparison is provided in Tab. 1 to further support our findings. Our method, *SADis*, retains text-image alignment quality at a level comparable to the base SDXL model [53], as indicated by the CLIP score. This comparison demonstrates

Method	Color		Texture
	MS-SWD↓	C-Hist↓	CLIP-I↑
<i>SADis</i> (Ours)	5.57	0.96	0.74
– SVD	5.70	1.01	0.76
– <i>RegWCT</i>	8.05	1.06	<u>0.75</u>
– SVD – <i>RegWCT</i>	8.93	1.10	0.76

Table 2. Ablation by removing each components of *SADis*.



Figure 9. *SADis* performs well using the same image as both the color and texture reference, demonstrating its flexible capability.

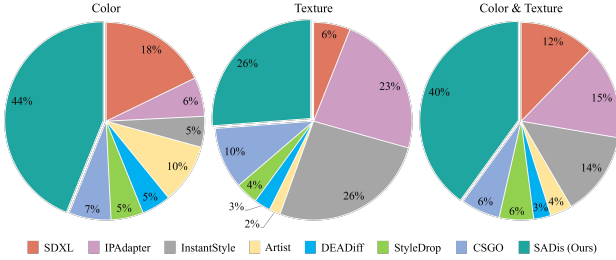


Figure 10. User study on comparison methods: evaluating color, texture, and combined color&texture alignment.

that *SADis* preserves alignment with the textual prompt better than other methods. Regarding color alignment, *SADis* significantly outperforms other approaches. For texture representation, the IP-Adapter-based methods, including InstantStyle [67] and *SADis*, show superior performance over other baselines. They achieve higher texture-related metrics at the expense of color fidelity and text-image alignment quality. The high texture scores for IP-Adapter can be explained by the fact that they control all cross-attention layers; However, this leads to high-semantic content leakage (like the same stars in the Van Gogh bear in Fig. 7). We decided to prevent this by only controlling the cross-attention of the low-level layers following InstantStyle [2, 66, 67]; Therefore, our texture results are close to those of InstantStyle, but at the same time we greatly improve color fidelity. In addition, their generated images follow the same structure as the original texture image, showing that they do not disentangle structure from texture but overfit to the contents of the texture images.

Ablation Study. The ablation study for each component of *SADis* is listed in Tab. 2. Results show that SVD rescaling in the *CTE* process and the noise-regularized *RegWCT* techniques significantly enhance color alignment while only slightly reducing texture precision, which is almost undetectable in the CLIP-I metric. The trade-off between texture and color alignment is optional for users, allowing them to adjust the balance based on the requirements.

User Study. To better assess alignment with human preferences, as shown in Fig. 10, we conducted a user study with 24 participants (30 sextuplets/user), collecting 720 data for




Figure 11. *SADis* allows for real-image based stylization (left). Besides, *SADis* effectively disentangles color and material elements from separate images, enabling precise control over color and material in image generation.

each method. Each one was asked to “select the best image from pairs of generated images, taking into account overall quality (considering both color and texture alignments), color alignment, and texture alignment, respectively.” Our method, *SADis*, significantly outperformed other baseline approaches, with at least a 20% improvement in preference. That finally demonstrates the potency of *SADis* and high alignment with human preference.

4.3. Additional Applications

Image-based stylization. *SADis* Integrated with ControlNet achieves image-based stylized generation, as shown in Fig. 11(left). Here, we adopt ControlNet (Canny) as the base model, setting its conditioning scale to 0.6. This integration broadens the application scenarios of *SADis*.

Color and material transfer. Given color and material references from separate images, *SADis* is also capable of disentangling color and material elements, and provides precise controls over color and materials in T2I generation. The color and material transfer results are shown in Fig. 11 (right). This capability of *SADis* highlights its potential applications in artistic creation and industrial design.

5. Conclusion

In this paper, we address a critical challenge in stylized image generation by introducing the concept of disentangled stylized image generation (*DisIG*). We focus on color and texture as key style attributes, presenting the first approach, named style attribute disentanglement (*SADis*), for independent control over these elements. Using the image-prompt additivity property, we proposed novel techniques, including the color-texture extraction (*CTE*) and regularized whitening-coloring transformation (*RegWCT*), to ensure enhanced color-texture consistency and more accurate results. Experimental evaluations demonstrate that *SADis* significantly outperforms existing stylization methods, both qualitatively and quantitatively. This work not only advances the field of T2I stylization but also opens new avenues for more flexible and customizable image generation, paving the way for future innovations for art creators.

Acknowledgements

We acknowledge project PID2022-143257NB-I00, financed by MCIN/AEI/10.13039/501100011033 and FEDER, and the Generalitat de Catalunya CERCA Program. This work was also supported by NSFC (NO. 62225604) and Youth Foundation (62202243). We acknowledge “Science and Technology Yongjiang 2035” key technology breakthrough plan project (2024Z120).

References

- [1] Josh Achiam, Steven Adler, Sandhini Agarwal, Lama Ahmad, Ilge Akkaya, Florencia Leoni Aleman, Diogo Almeida, Janko Altenschmidt, Sam Altman, Shyamal Anadkat, et al. Gpt-4 technical report. *arXiv preprint arXiv:2303.08774*, 2023. 3, 6, 7, 15
- [2] Aishwarya Agarwal, Srikrishna Karanam, Tripti Shukla, and Balaji Vasani Srinivasan. An image is worth multiple words: Multi-attribute inversion for constrained text-to-image synthesis. *International Conference on Machine Learning*, 2024. 2, 5, 8
- [3] Namhyuk Ahn, Junsoo Lee, Chunggi Lee, Kunhee Kim, Daesik Kim, Seung-Hun Nam, and Kibeom Hong. Dreamstyler: Paint by style inversion with text-to-image diffusion models. *AAAI*, 2024. 7, 14
- [4] Yuval Alaluf, Daniel Garibi, Or Patashnik, Hadar Averbuch-Elor, and Daniel Cohen-Or. Cross-image attention for zero-shot appearance transfer. In *ACM SIGGRAPH 2024 Conference Papers*, pages 1–12, 2024. 2
- [5] Mikołaj Bińkowski, Dougal J. Sutherland, Michael Arbel, and Arthur Gretton. Demystifying MMD GANs. In *International Conference on Learning Representations*, 2018. 6
- [6] Manuel Brack, Felix Friedrich, Dominik Hintersdorf, Lukas Struppek, Patrick Schramowski, and Kristian Kersting. Sega: Instructing text-to-image models using semantic guidance. In *Advances in Neural Information Processing Systems*, pages 25365–25389. Curran Associates, Inc., 2023. 2, 4, 13
- [7] Muhammad Atif Butt, Kai Wang, Javier Vazquez-Corral, and Joost van de Weijer. Colorpeel: Color prompt learning with diffusion models via color and shape disentanglement. In *ECCV*, 2024. 2
- [8] Hila Chefer, Yuval Alaluf, Yael Vinker, Lior Wolf, and Daniel Cohen-Or. Attend-and-excite: Attention-based semantic guidance for text-to-image diffusion models, 2023. 3
- [9] Junsong Chen, Jincheng Yu, Chongjian Ge, Lewei Yao, Enze Xie, Yue Wu, Zhongdao Wang, James Kwok, Ping Luo, Huchuan Lu, and Zhenguo Li. Pixart- α : Fast training of diffusion transformer for photorealistic text-to-image synthesis, 2023. 3
- [10] Wonwoong Cho, Sungha Choi, David Keetae Park, Inkyu Shin, and Jaegul Choo. Image-to-image translation via group-wise deep whitening-and-coloring transformation. In *Proceedings of the IEEE/CVF conference on computer vision and pattern recognition*, pages 10639–10647, 2019. 3, 5, 15
- [11] Jiwoo Chung, Sangeek Hyun, and Jae-Pil Heo. Style injection in diffusion: A training-free approach for adapting large-scale diffusion models for style transfer. In *Proceedings of the IEEE/CVF Conference on Computer Vision and Pattern Recognition*, pages 8795–8805, 2024. 3
- [12] Yingying Deng, Fan Tang, Weiming Dong, Chongyang Ma, Xingjia Pan, Lei Wang, and Changsheng Xu. Stytr2: Image style transfer with transformers. In *Proceedings of the IEEE/CVF conference on computer vision and pattern recognition*, pages 11326–11336, 2022. 2, 3
- [13] Ziyi Dong, Pengxu Wei, and Liang Lin. Dreamartist: Towards controllable one-shot text-to-image generation via contrastive prompt-tuning. *arXiv preprint arXiv:2211.11337*, 2022. 3
- [14] Ziv Epstein, Aaron Hertzmann, Investigators of Human Creativity, Memo Akten, Hany Farid, Jessica Fjeld, Morgan R Frank, Matthew Groh, Laura Herman, Neil Leach, et al. Art and the science of generative ai. *Science*, 380(6650):1110–1111, 2023. 2
- [15] Martin Nicolas Everaert, Marco Bocchio, Sami Arpa, Sabine Süsstrunk, and Radhakrishna Achanta. Diffusion in Style. In *Proceedings of the IEEE/CVF International Conference on Computer Vision (ICCV)*, pages 2251–2261, 2023. 3
- [16] Martin Nicolas Everaert, Athanasios Fitsios, Marco Bocchio, Sami Arpa, Sabine Süsstrunk, and Radhakrishna Achanta. Exploiting the signal-leak bias in diffusion models. In *Proceedings of the IEEE/CVF Winter Conference on Applications of Computer Vision*, pages 4025–4034, 2024. 2, 5
- [17] Rinon Gal, Yuval Alaluf, Yuval Atzmon, Or Patashnik, Amit H. Bermano, Gal Chechik, and Daniel Cohen-Or. An image is worth one word: Personalizing text-to-image generation using textual inversion, 2022. 15, 17
- [18] Rinon Gal, Or Patashnik, Haggai Maron, Amit H Bermano, Gal Chechik, and Daniel Cohen-Or. Stylegan-nada: Clip-guided domain adaptation of image generators. *ACM Transactions on Graphics (TOG)*, 41(4):1–13, 2022. 2
- [19] Rinon Gal, Yuval Alaluf, Yuval Atzmon, Or Patashnik, Amit H Bermano, Gal Chechik, and Daniel Cohen-Or. An image is worth one word: Personalizing text-to-image generation using textual inversion. *ICLR*, 2023. 2
- [20] Leon A Gatys, Alexander S Ecker, and Matthias Bethge. Image style transfer using convolutional neural networks. In *Proceedings of the IEEE conference on computer vision and pattern recognition*, pages 2414–2423, 2016. 2, 3
- [21] Shuhang Gu, Lei Zhang, Wangmeng Zuo, and Xiangchu Feng. Weighted nuclear norm minimization with application to image denoising. In *Proceedings of the IEEE conference on computer vision and pattern recognition*, pages 2862–2869, 2014. 5
- [22] Inhwa Han, Serin Yang, Taesung Kwon, and Jong Chul Ye. Highly personalized text embedding for image manipulation by stable diffusion. *arXiv preprint arXiv:2303.08767*, 2023. 3
- [23] Ligong Han, Yinxiao Li, Han Zhang, Peyman Milanfar, Dimitris Metaxas, and Feng Yang. Svdiff: Compact parameter space for diffusion fine-tuning. *ICCV*, 2023. 3

- [24] Feihong He, Gang Li, Mengyuan Zhang, Leilei Yan, Lingyu Si, Fanzhang Li, and Li Shen. Freestyle: Free lunch for text-guided style transfer using diffusion models. *arXiv preprint arXiv:2401.15636*, 2024. 3
- [25] Jiaqi He, Zhihua Wang, Leon Wang, Tsein-I Liu, Yuming Fang, Qilin Sun, and Kede Ma. Multiscale sliced wasserstein distances as perceptual color difference measures. *ECCV*, 2024. 6, 14
- [26] Amir Hertz, Andrey Voynov, Shlomi Fruchter, and Daniel Cohen-Or. Style aligned image generation via shared attention. In *Proceedings of the IEEE/CVF Conference on Computer Vision and Pattern Recognition (CVPR)*, pages 4775–4785, 2024. 3
- [27] Aaron Hertzmann. Toward modeling creative processes for algorithmic painting. *arXiv preprint arXiv:2205.01605*, 2022. 2
- [28] Jack Hessel, Ari Holtzman, Maxwell Forbes, Ronan Le Bras, and Yejin Choi. Clipscore: A reference-free evaluation metric for image captioning. In *Proceedings of the 2021 Conference on Empirical Methods in Natural Language Processing*, pages 7514–7528, 2021. 6
- [29] Jonathan Ho, William Chan, Chitwan Saharia, Jay Whang, Ruiqi Gao, Alexey Gritsenko, Diederik P Kingma, Ben Poole, Mohammad Norouzi, David J Fleet, et al. Imagen video: High definition video generation with diffusion models. *arXiv preprint arXiv:2210.02303*, 2022. 3
- [30] Kibeom Hong, Seogkyu Jeon, Junsoo Lee, Namhyuk Ahn, Kunhee Kim, Pilhyeon Lee, Daesik Kim, Youngjung Uh, and Hyeran Byun. Aespa-net: Aesthetic pattern-aware style transfer networks. In *Proceedings of the IEEE/CVF International Conference on Computer Vision*, pages 22758–22767, 2023. 2, 3
- [31] Maliha Hossain. Whitening and coloring transformations for multivariate gaussian data. *A slecture partly based on the ECE662 Spring*, 2014. 5, 15
- [32] Maliha Hossain. Whitening and coloring transforms for multivariate gaussian random variables. *Project Rhea*, 3:1–7, 2016. 15
- [33] Taihang Hu, Linxuan Li, Joost van de Weijer, Hongcheng Gao, Fahad Shahbaz Khan, Jian Yang, Mingming Cheng, Kai Wang, and Yaxing Wang. Token merging for training-free semantic binding in text-to-image synthesis. In *NeurIPS*, 2024. 2, 3, 13
- [34] Kaiyi Huang, Kaiyue Sun, Enze Xie, Zhenguo Li, and Xihui Liu. T2i-compbench: A comprehensive benchmark for open-world compositional text-to-image generation. *NeurIPS*, 2023. 14
- [35] Nisha Huang, Yuxin Zhang, Fan Tang, Chongyang Ma, Haibin Huang, Weiming Dong, and Changsheng Xu. Diffstyler: Controllable dual diffusion for text-driven image stylization. *IEEE Transactions on Neural Networks and Learning Systems*, 2024. 2
- [36] Xun Huang and Serge Belongie. Arbitrary style transfer in real-time with adaptive instance normalization. In *Proceedings of the IEEE international conference on computer vision*, pages 1501–1510, 2017. 2, 3
- [37] Phillip Isola, Jun-Yan Zhu, Tinghui Zhou, and Alexei A Efros. Image-to-image translation with conditional adversarial networks. In *Proceedings of the IEEE conference on computer vision and pattern recognition*, pages 1125–1134, 2017. 2, 3
- [38] Jaeseok Jeong, Junho Kim, Yunje Choi, Gayoung Lee, and Youngjung Uh. Visual style prompting with swapping self-attention. *arXiv preprint arXiv:2402.12974*, 2024. 2
- [39] Ruixiang Jiang and Changwen Chen. Artist: Aesthetically controllable text-driven stylization without training. *arXiv preprint arXiv:2407.15842*, 2024. 7, 14
- [40] Gwanghyun Kim, Taesung Kwon, and Jong Chul Ye. Diffusionclip: Text-guided image manipulation using diffusion models. *CVPR*, 2022. 2, 3
- [41] Gihyun Kwon and Jong Chul Ye. Clipstyler: Image style transfer with a single text condition. *CVPR*, 2022. 2, 3
- [42] Senmao Li, Taihang Hu, Fahad Shahbaz Khan, Linxuan Li, Shiqi Yang, Yaxing Wang, Ming-Ming Cheng, and Jian Yang. Faster diffusion: Rethinking the role of unet encoder in diffusion models, 2023. 5
- [43] Senmao Li, Joost van de Weijer, Fahad Khan, Qibin Hou, Yaxing Wang, et al. Get what you want, not what you don’t: Image content suppression for text-to-image diffusion models. In *The Twelfth International Conference on Learning Representations*, 2023. 5
- [44] Yijun Li, Chen Fang, Jimei Yang, Zhaowen Wang, Xin Lu, and Ming-Hsuan Yang. Universal style transfer via feature transforms. *Advances in neural information processing systems*, 30, 2017. 3, 5, 15
- [45] Yumeng Li, Margret Keuper, Dan Zhang, and Anna Khoreva. Divide & bind your attention for improved generative semantic nursing. *BMVC*, 2023. 3
- [46] Songhua Liu, Tianwei Lin, Dongliang He, Fu Li, Meiling Wang, Xin Li, Zhengxing Sun, Qian Li, and Errui Ding. Adaattn: Revisit attention mechanism in arbitrary neural style transfer. In *Proceedings of the IEEE/CVF international conference on computer vision*, pages 6649–6658, 2021. 2
- [47] Tao Liu, Kai Wang, Senmao Li, Joost van de Weijer, Fahad Shahbaz Khan, Shiqi Yang, Yaxing Wang, Jian Yang, and Ming-Ming Cheng. One-prompt-one-story: Free-lunch consistent text-to-image generation using a single prompt. *CVPR*, 2025. 3
- [48] Vivian Liu and Lydia B Chilton. Design guidelines for prompt engineering text-to-image generative models. In *Proceedings of the 2022 CHI conference on human factors in computing systems*, pages 1–23, 2022. 2
- [49] Zhiheng Liu, Ruili Feng, Kai Zhu, Yifei Zhang, Kecheng Zheng, Yu Liu, Deli Zhao, Jingren Zhou, and Yang Cao. Cones: Concept neurons in diffusion models for customized generation. *International Conference on Machine Learning*, 2023. 2
- [50] Cheng Lu, Yuhao Zhou, Fan Bao, Jianfei Chen, Chongxuan Li, and Jun Zhu. Dpm-solver: A fast ode solver for diffusion probabilistic model sampling in around 10 steps. *Advances in Neural Information Processing Systems*, 35:5775–5787, 2022. 4
- [51] Tomas Mikolov, Ilya Sutskever, Kai Chen, Greg S Corrado, and Jeff Dean. Distributed representations of words and

- phrases and their compositionality. In *Advances in Neural Information Processing Systems*. Curran Associates, Inc., 2013. 2, 4, 13
- [52] Or Patashnik, Zongze Wu, Eli Shechtman, Daniel Cohen-Or, and Dani Lischinski. Styleclip: Text-driven manipulation of stylegan imagery. *ICCV*, 2021. 2
- [53] Dustin Podell, Zion English, Kyle Lacey, Andreas Blattmann, Tim Dockhorn, Jonas Müller, Joe Penna, and Robin Rombach. Sdxl: Improving latent diffusion models for high-resolution image synthesis. *arXiv preprint arXiv:2307.01952*, 2023. 3, 4, 6, 7, 13, 14
- [54] Tianhao Qi, Shancheng Fang, Yanze Wu, Hongtao Xie, Jiawei Liu, Lang Chen, Qian He, and Yongdong Zhang. Deadiff: An efficient stylization diffusion model with disentangled representations. In *Proceedings of the IEEE/CVF Conference on Computer Vision and Pattern Recognition*, pages 8693–8702, 2024. 2, 3, 6, 7, 14
- [55] Alec Radford, Jong Wook Kim, Chris Hallacy, Aditya Ramesh, Gabriel Goh, Sandhini Agarwal, Girish Sastry, Amanda Askell, Pamela Mishkin, Jack Clark, et al. Learning transferable visual models from natural language supervision. In *International conference on machine learning*, pages 8748–8763. PMLR, 2021. 3, 4, 6, 13, 14
- [56] Aditya Ramesh, Prafulla Dhariwal, Alex Nichol, Casey Chu, and Mark Chen. Hierarchical text-conditional image generation with clip latents. *arXiv preprint arXiv:2204.06125*, 2022. 2
- [57] Robin Rombach, Andreas Blattmann, Dominik Lorenz, Patrick Esser, and Björn Ommer. High-resolution image synthesis with latent diffusion models. In *Proceedings of the IEEE/CVF Conference on Computer Vision and Pattern Recognition (CVPR)*, pages 10684–10695, 2022. 2
- [58] Nataniel Ruiz, Yuanzhen Li, Varun Jampani, Yael Pritch, Michael Rubinstein, and Kfir Aberman. Dreambooth: Fine tuning text-to-image diffusion models for subject-driven generation. *CVPR*, 2023. 2
- [59] Chitwan Saharia, William Chan, Saurabh Saxena, Lala Li, Jay Whang, Emily Denton, Seyed Kamyar Seyed Ghasemipour, Burcu Karagol Ayan, S Sara Mahdavi, Rapha Gontijo Lopes, Tim Salimans, Tim Salimans, Jonathan Ho, David J Fleet, and Mohammad Norouzi. Photorealistic text-to-image diffusion models with deep language understanding. *NeurIPS*, 2022. 2
- [60] Jing Shi, Wei Xiong, Zhe Lin, and Hyun Joon Jung. Instantbooth: Personalized text-to-image generation without test-time finetuning. *CVPR*, 2024. 3
- [61] Alex Shonenkov, Misha Konstantinov, Daria Bakshandaeva, Christoph Schuhmann, Ksenia Ivanova, and Nadiia Klokova. Deepfloyd-if. <https://github.com/deep-floyd/IF>, 2023. 3
- [62] Kihyuk Sohn, Nataniel Ruiz, Kimin Lee, Daniel Castro Chin, Irina Blok, Huiwen Chang, Jarred Barber, Lu Jiang, Glenn Entis, Yuanzhen Li, et al. Styledrop: Text-to-image generation in any style. *NeurIPS*, 2023. 2, 3, 6, 7, 13, 14
- [63] Jiaming Song, Chenlin Meng, and Stefano Ermon. Denoising diffusion implicit models. In *International Conference on Learning Representations*, 2021. 4
- [64] Wei Ren Tan, Chee Seng Chan, Hernan Aguirre, and Kiyoshi Tanaka. Improved artgan for conditional synthesis of natural image and artwork. *IEEE Transactions on Image Processing*, 28(1):394–409, 2019. 2, 6, 13
- [65] Narek Tumanyan, Omer Bar-Tal, Shai Bagon, and Tali Dekel. Splicing vit features for semantic appearance transfer. In *Proceedings of the IEEE/CVF Conference on Computer Vision and Pattern Recognition*, pages 10748–10757, 2022. 2
- [66] Andrey Voynov, Qinghao Chu, Daniel Cohen-Or, and Kfir Aberman. $p+$: Extended textual conditioning in text-to-image generation. *arXiv preprint arXiv:2303.09522*, 2023. 3, 5, 8, 17
- [67] Haofan Wang, Matteo Spinelli, Qixun Wang, Xu Bai, Zekui Qin, and Anthony Chen. Instantstyle: Free lunch towards style-preserving in text-to-image generation. *arXiv preprint arXiv:2404.02733*, 2024. 2, 6, 7, 8, 14, 15
- [68] Haofan Wang, Peng Xing, Renyuan Huang, Hao Ai, Qixun Wang, and Xu Bai. Instantstyle-plus: Style transfer with content-preserving in text-to-image generation. *arXiv preprint arXiv:2407.00788*, 2024. 5
- [69] Zhouxia Wang, Xintao Wang, Liangbin Xie, Zhongang Qi, Ying Shan, Wenping Wang, and Ping Luo. Styleadapter: A single-pass lora-free model for stylized image generation. *IJCV*, 2023. 3
- [70] Zhizhong Wang, Lei Zhao, and Wei Xing. Stylediffusion: Controllable disentangled style transfer via diffusion models. In *Proceedings of the IEEE/CVF International Conference on Computer Vision*, pages 7677–7689, 2023. 3
- [71] Sam Witteveen and Martin Andrews. Investigating prompt engineering in diffusion models. *arXiv preprint arXiv:2211.15462*, 2022. 2
- [72] Zongze Wu, Yotam Nitzan, Eli Shechtman, and Dani Lischinski. Stylealign: Analysis and applications of aligned stylegan models, 2021. 2
- [73] Peng Xing, Haofan Wang, Yanpeng Sun, Qixun Wang, Xu Bai, Hao Ai, Renyuan Huang, and Zechao Li. Csgo: Content-style composition in text-to-image generation. *arXiv 2408.16766*, 2024. 7, 14
- [74] Yuan Yao, Jianqiang Ren, Xuansong Xie, Weidong Liu, Yong-Jin Liu, and Jun Wang. Attention-aware multi-stroke style transfer. In *Proceedings of the IEEE/CVF conference on computer vision and pattern recognition*, pages 1467–1475, 2019. 2
- [75] Hu Ye, Jun Zhang, Sibio Liu, Xiao Han, and Wei Yang. Ip-adapt: Text compatible image prompt adapter for text-to-image diffusion models. *AAAI*, 2024. 2, 3, 4, 6, 7, 14
- [76] Chang Yu, Junran Peng, Xiangyu Zhu, Zhaoxiang Zhang, Qi Tian, and Zhen Lei. Seek for incantations: Towards accurate text-to-image diffusion synthesis through prompt engineering. *arXiv preprint arXiv:2401.06345*, 2024. 2
- [77] Lvmin Zhang, Anyi Rao, and Maneesh Agrawala. Adding conditional control to text-to-image diffusion models. In *Proceedings of the IEEE/CVF International Conference on Computer Vision*, pages 3836–3847, 2023. 6, 15
- [78] Yuxin Zhang, Weiming Dong, Fan Tang, Nisha Huang, Haibin Huang, Chongyang Ma, Tong-Yee Lee, Oliver

- Deussen, and Changsheng Xu. Prospect: Expanded conditioning for the personalization of attribute-aware image generation. *SIGGRAPH Asia 2023*, 2023. [3](#), [17](#)
- [79] Yuxin Zhang, Nisha Huang, Fan Tang, Haibin Huang, Chongyang Ma, Weiming Dong, and Changsheng Xu. Inversion-based style transfer with diffusion models. In *Proceedings of the IEEE/CVF conference on computer vision and pattern recognition*, pages 10146–10156, 2023. [3](#)
- [80] Yuechen Zhang, Jinbo Xing, Eric Lo, and Jiaya Jia. Real-world image variation by aligning diffusion inversion chain. *Advances in Neural Information Processing Systems*, 36, 2024. [2](#), [5](#)
- [81] Jun-Yan Zhu, Taesung Park, Phillip Isola, and Alexei A Efros. Unpaired image-to-image translation using cycle-consistent adversarial networks. In *Proceedings of the IEEE international conference on computer vision*, pages 2223–2232, 2017. [2](#), [3](#)

Supplementary Material: Free-Lunch Color-Texture Disentanglement for Stylized Image Generation

S1. Statements

Limitations. The present study focuses on disentangling the color and texture elements in a training-free manner, and performing stylized image generation using these elements. This method can offer a flexible and customizable image generation for art creators and designers. However, when applying to content-consistency stylization, the consistency generation ability of this work can be further improved. In our future work, we will explore deeper with the consistency and expand our research into content-consistency stylization.

Broader Impacts. *SADis* enhances the flexible stylization capability in text-to-image synthesis by disentangling the color and texture elements. However, it also carries potential negative implications. It could be used to generate false or misleading images, thereby spreading misinformation. If *SADis* is applied to generate images of public figures, it poses a risk of infringing on personal privacy. Additionally, the automatically generated images may also touch upon copyright and intellectual property issues.

Ethical Statement. We acknowledge the potential ethical implications of deploying generative models, including issues related to privacy, data misuse, and the propagation of biases. All models used in this paper are publicly available. We will release the modified codes to reproduce the results of this paper. We also want to point out the potential role of customization approaches in the generation of fake news, and we encourage and support responsible usage.

Reproducibility Statement. To facilitate reproducibility, we will make the entire source code and scripts needed to replicate all results presented in this paper available after the peer review period. We will release the code for the novel color metric we have introduced. We conducted all experiments using publicly accessible datasets. Elaborate details of all experiments have been provided in the Appendices.

S2. Image-Prompt Additivity

S2.1. Broader Property of Image-Prompt Additivity

We demonstrate the broader property of Image-Prompt Additivity in Fig. S1. For instance, in Fig. S1-(a), subtracting the embedding of a hat from the embedding of a person wearing a hat results in the generation of a person without a hat. Similarly, in Fig. S1-(b), adding the embedding of glasses to a person results in the generation of

that person wearing glasses. We refer to this phenomenon as Image-Prompt Additivity. We hypothesize this property originates from the image-text paired training in CLIP models [55]. The training process endows the image branch with the additivity property inherent to the text embedding space [6, 33, 51]. Although the person identities are altered after embedding additivity manipulations, this approach demonstrates a promising property for enabling our training-free color-texture disentanglement. Building on this property, we develop our method, *SADis*, to extract color and texture information from reference images and effectively apply these attributes in T2I generation.

In future work, we aim to address the limitations of Image-Prompt Additivity by enhancing identity consistency after additivity manipulations. This could broaden the impact and applicability of this property, advancing its utility in the field of image generation.

S2.2. Extra Analysis on Image-Prompt Additivity

As another illustration of image prompt additivity, we construct a set of blue, red, and green images. For example, the blue set is constructed by setting the red and green color channels to zero of a set of 100 images (similarly, for the green and red set). We isolate the *color representation* by performing a feature subtraction between the blue image and its grayscale equivalent. We plot their projected embeddings as blue dots in Fig. S2-(Right); note how these embeddings always maintain close to the pure blue embedding and are far from the green and red embeddings. Also, generated images with these subtraction blue color embeddings keep the bluish color palette as expected (see the car and t-shirt). An extended analysis is presented in Fig. S3, where we apply similar manipulations using colorful images as color references. The successful clustering further confirms that the resulting embeddings effectively preserve essential color information.

S3. Implementation details

We develop our method, *SADis*, based on the SDXL model [53], which is among the leading open-source T2I generative models available. To construct the experimental datasets, we randomly select 40 images from the WikiArt dataset [64] and StyleDrop [62] image collections. Each image can be used either as a color reference or a texture reference in the experiments. All input images are resized to 512×512 before feeding into models. Also, for

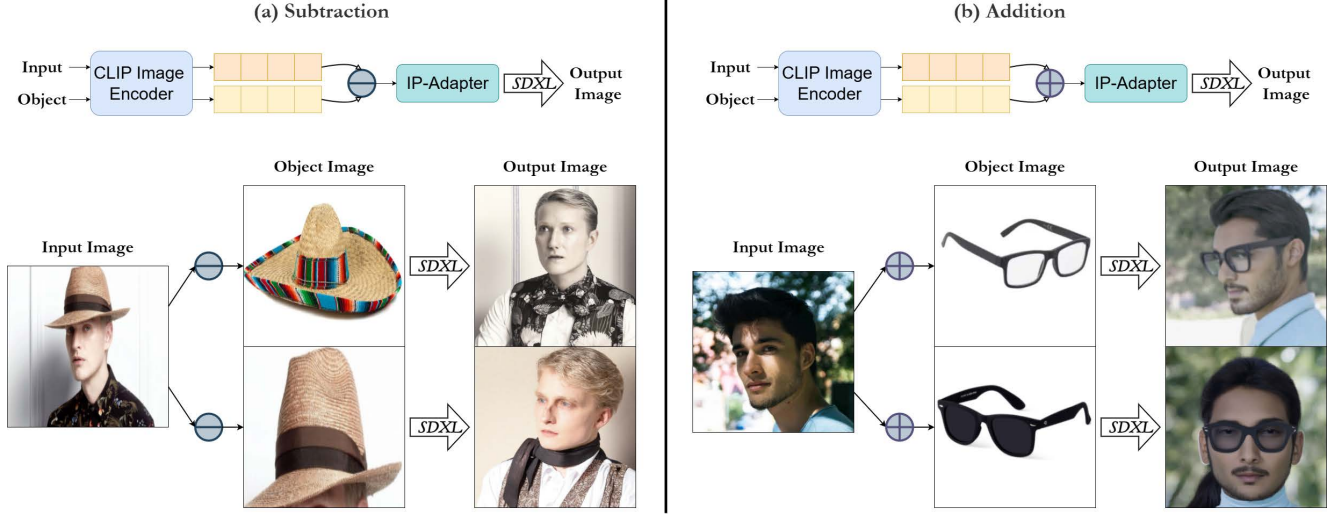


Figure S1. By subtracting or adding the object image embeddings from the input image embeddings, we can effectively remove or add the object to the scene, although some degree of identity information for the person is also diminished.

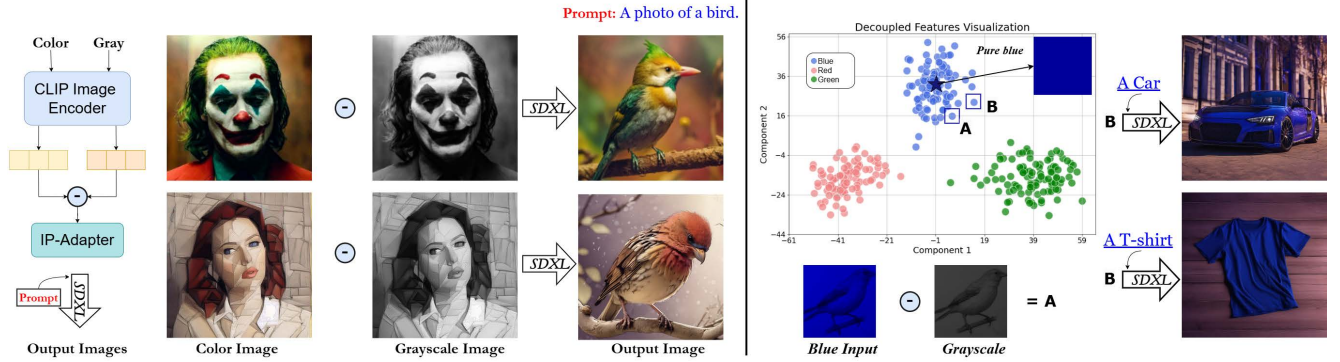


Figure S2. (Left) By subtracting the grayscale image embeddings from the color image embeddings, we can effectively remove the texture information and isolate the color information. Combined with the prompt “A photo of a bird” we can generate images in the same color schemes as the input images. (Right) By subtracting the bluish image embeddings with the grayscale embeddings for random generated images with 100 prompts, we visualize the subtracted embedding via PCA decomposition. We observe them gathering around the pure blue image. The generation with these subtracted embeddings further prove the consistency.

quantitative comparisons, 20 images are designated as the color reference set, while the remaining 20 serve as the texture reference set. Additionally, we sample 10 content prompts from StyleDrop, yielding a total of 4000 stylized images for each method for comparison. Since some comparison methods (such as SDXL [53] and Artist [39]) require text prompts as style controls for image generation, we employ the state-of-the-art vision-language model GPT-4o as the image captioning tool to generate precise color and texture prompts from the reference images. Subsequently, the content, color, and texture prompts are concatenated in the format: ‘{content prompt}, {texture prompt} in the color {color prompt}’. As for the comparison models (like DEADiff [54], IP-Adapter [75], Instantstyle [67], DreamStyler [3], StyleDrop [62], and CSGO [73]) that require text prompts for color control, the text prompt is constructed as:

‘{content prompt}, in the color {color prompt}’.

We further include the details of each evaluation metric. **CLIP Score** [55] is used to evaluate the semantic alignment between the text prompt and the generated image. We calculate the CLIP Score according to configuration of the T2I-CompBench repository [34]. For the color alignment evaluation, we use MS-SWD [25], color histogram distance (C-Hist), and GPT4o to calculate the color attribute similarity between the color reference and the generated image. **MS-SWD** [25]: since the generated images are usually not spatially aligned with the color reference image, we use MS-SWD to better evaluate the color attribute alignment according to the default setting of their repository [25]. **C-Hist**: we first compute the RGB histograms of the color reference and generated images. Afterwards, the Bhattacharyya distance is used to measure the differences between their color

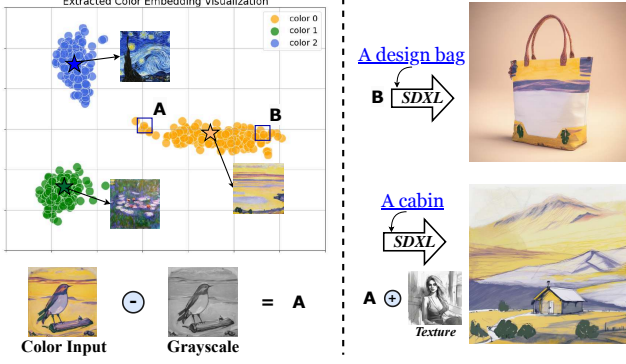


Figure S3. By subtracting the color image embeddings with the grayscale embeddings for random generated images with 100 prompts, we visualize the subtracted embedding via PCA decomposition. We observe them gathering around the color reference image. The generation with these subtracted embeddings further prove the consistency.

histograms. **GPT-4o score [1]:** to comprehensively evaluate the color alignment performance, we further adopt the multimodal model GPT-4o to compute the color alignment score between the generated image and the color reference image. Specifically, the GPT-4o metric is computed according to Fig. S5. Firstly, following the previous work[17], we extract dominant colors by ColorThief. Afterwards, we feed the extracted color names to GPT-4o as the reference color from the color image, and ask GPT-4o to give 1-5 points according to the criteria shown in Fig. S5.

S4. WCT transformations formulas

Given a latent $z'_t \in \mathcal{R}^{C \times H \times W}$ and a color reference latent $z_t^c \in \mathcal{R}^{C \times H \times W}$ at timestep t , we adopt Whitening and Coloring Transforms (WCT) [10, 31, 44] to transform z'_t to match covariance matrix of color reference latent z_t^c . There are two steps for WCT: **Whitening transform** and **Coloring transform**.

Whitening transform: the latent z'_t is firstly centered by subtracting its mean vector m , and then an uncorrelated latent \hat{z}'_t is obtained by:

$$\hat{z}'_t = ED^{-1/2}E^T z'_t, \quad (4)$$

where D denotes a diagonal matrix of $z'_t z'^T_t \in \mathcal{R}^{C \times C}$ and E is the corresponding orthogonal matrix of eigenvectors which satisfy $z'_t z'^T_t = EDE^T$.

Coloring transform: it's the reverse process of Whitening transform [32, 44]. Beforehand, the color reference latent z_t^c is centered by subtracting its mean vector m_c . Subsequently, we obtain the transformed latent z_t^{wct} which satisfies the desired correlations $z_t^{wct} z_t^{wctT} = z_t^c z_t^{cT} = I$:

$$z_t^{wct} = E_c D_c^{-1/2} E_c^T \hat{z}'_t, \quad (5)$$

where D_c is a diagonal matrix with the eigenvalues of the covariance matrix $z_t^c z_t^{cT}$ and E_c is the corresponding orthogonal matrix of eigenvectors. Finally, we re-center the WCT transformed latent z_t^{wct} by adding the mean vector m_c of the color reference latent z_t^c :

$$z_t^{wct} = z_t^{wct} + m_c. \quad (6)$$

S5. Additional Experimental Results

In Fig. S6, we include more color-texture disentanglement examples of our method *SADis*, which is under the Disentangled Stylized Image Generation (*DisIG*) scenario.


Image-based stylization. Furthermore, our method, *SADis*, can be seamlessly integrated with ControlNet [77] to enable image-based stylized generation, as demonstrated in Fig. S7. Here, we adopt ControlNet (Canny) as the base pipeline, setting its conditioning scale to 0.6. All other hyper-parameters are kept consistent with those of *SADis*. This integration broadens the application scenarios of our proposed approach.

Color and material transfer. Given color and material references from separate images, our method, *SADis*, is also capable of disentangling color and material elements, and provides precise controls over color and materials in T2I generation. The color and material transfer results are shown in Fig. S9. This capability of *SADis* highlights its potential applications in artistic creation and industrial design. We also desire to note that, the term ‘‘color palette’’ typically refers to the overall color scheme of an image, not specific local regions. Our *SADis* does not control the color palette of individual objects in general. However, Fig. S9 demonstrates controlled color and material transfer using a masking mechanism with our method *SADis*.




Robust to color variations. As shown in Fig. S10 and Fig. S11, we vary the saturation and illuminant continuously. To be specific, for saturation, we developed a Python-based saturation adjustment tool utilizing HSV (Hue, Saturation, Value) color space transformation. The tool linearly modifies the saturation channel using factors of [0.2, 0.6, 1.0, 1.5, 3.0], respectively, before converting the images back to RGB format. The results of saturation variations are shown in Fig. S10. Regarding the color of the illuminant, we modify images by applying calibrated RGB channel multipliers. For warm temperatures (red) as shown in Fig. S11, red increases by 30%, green reduces by 10%, and blue by 20%. The intensity of these adjustments can be controlled (0-1 range), enabling fine-grained color temperature manipulation. We present 3 increasing intensities in Fig. S11. Our method *SADis* is able to generate images with smooth change along with the saturation and illuminant color variations, while the other method InstantStyle [67] fails. That further proves the robustness of our method



Figure S4. Some color and texture prompts generated by GPT-4o for comparison methods in the main paper for qualitative evaluation.



Color reference image
Texture reference image
Stylized image

Answer:

Score: 4

Explanation: The image shows tan, sienna, and indianred as dominant colors, among others.

(1) Extract dominant colors of color reference images:


```
>> color_thief = ColorThief(color_ref_path)
>> gt_color_names = [webcolors.rgb_to_name(tuple(rgb)) for rgb in color_thief.get_palette(color_count=6)]
>> color_str = 'color'
>> for c_name in gt_color_names:
>>     color_str = color_str + c_name
```

(2) Prompt input of GPT-4o:




You are my assistant to identify any objects and their colors in the image. According to the input image, evaluate if there are {color_str} in the input image. Give a score from 1 to 5, according to the criteria:

- 5: there are more than four types dominant colors from {color_str} in the image.
- 4: there are three types dominant colors from {color_str} in the image.
- 3: there are two types dominant colors from {color_str} in the image.
- 2: there is one dominant color from {color_str} in the image.
- 1: no dominant colors from {color_str} in the image.

Provide your analysis and explanation in JSON format with the following keys: score and explanation (within 20 words).



Color reference image
Texture reference image
Stylized image

Answer:

Score: 1

Explanation: No dominant colors from steelblue, silver, black, skyblue, darkslategray, or midnightblue present.

Figure S5. GPT-4o metric for color alignment evaluation.

SADis for Disentangled Stylized Image Generation (*DisIG*).

Each component works independently. The T2I generations in Fig. S8-left provide evidence that the color and texture branches in *SADis* function independently. Additionally, the visualization for our ablation study in Fig. S8 further demonstrates improved color alignment with minimal texture degradation, achieving a good trade-off. However, the trade-off between texture and color alignment is optional for users, allowing them to adjust the balance based on the requirements of specific application scenarios.

S6. Ablation studies on *RegWCT*

***RegWCT* scales.** Given a latent z'_t at timestep t , the color rectified latent z_t after *RegWCT* is presented as:

$$z_t = (1 - \omega) z'_t + \omega \cdot \text{RegWCT}(z'_t). \quad (7)$$

<i>RegWCT</i> Scale		0	0.3	0.5	0.7	1.0
Color	MS-SWD (↓)	8.05	5.65	5.57	5.23	5.18
	C-Hist (↓)	1.06	0.98	0.96	0.89	0.889
Texture	KID (↓)	0.1077	0.1092	0.1076	0.1094	0.1081
	CLIP-I (↑)	0.747	0.744	0.743	0.741	0.740

Table S1. Ablation studies of *RegWCT* scales. considering the trade-off of texture and color alignment, the *RegWCT* scale is set as 0.5 by default.

Here, we ablate the balancing factor ω , as shown in Tab. S1. With the increasing scale ω of *RegWCT*, the color score of *SADis* improves significantly, while texture preservation remains largely unaffected. Based on the ablation results in Tab. S1, we set ω to 0.5 to achieve a balanced performance between color and texture alignment.

Timestep intervals. The ablation study on different timesteps to apply *RegWCT* is shown in Fig. S12-(a). During the denoising process, applying *RegWCT* to the latent enhances the color alignment performance but sacri-




Figure S6. Additional experimental results of *SADis*.

fices texture preservation. As observed in Fig. S12-(a), the early stages of denoising contribute more to the color than the latter stages, which is also supported by previous works [17, 66, 78]. Therefore, we only apply *RegWCT* during the early stages of the denoising, specifically within $[0.8T, 0.6T]$ to achieve a balance between the color and texture generation.

Scale λ of noise injection. The ablation study on the noise scale λ is illustrated in Fig. S12-(b). Without noise injection ($\lambda = 0$), applying WCT improves color alignment but also causes great texture degradation for *DisIG*. This issue

is alleviated by injecting the specific degree of latent noise z_T , which is demonstrated in Fig. S12-(b). To achieve a balanced color and texture alignment, we set λ to 0.01 in the experiments based on the results shown in Fig. S12-(b).

S7. Ablation studies on *CTE*.

Scale γ of SVD. The ablation results of the scaling factor γ is presented in Tab. S2. As the scaling factor γ increases, the color scores (such as MS-SWD and C-HIST) improve, with the sacrifice of the slightly texture performance degradation (revealed by CLIP-I and KID scores).




Figure S7. Our work is compatible with ControlNet to achieve **image-based stylization**.



Figure S8. *SADis* can control color and texture generation separately using reference images.

	γ	0	0.001	0.003	0.005	0.007	0.009	0.011
Color	MS-SWD (\downarrow)	5.70	5.71	5.57	5.36	5.22	5.21	5.20
	C-Hist (\downarrow)	1.01	1.017	0.962	0.939	0.897	0.887	0.861
Texture	KID (\downarrow)	0.0986	0.1022	0.1076	0.1150	0.1215	0.1316	0.1309
	CLIP-I (\uparrow)	0.759	0.755	0.743	0.736	0.730	0.723	0.713

Table S2. Ablation studies of scaling factor γ . γ is set to 0.003 according to the ablation results.



Figure S9. *SADis* effectively disentangles **color** and **material** elements from separate images, enabling precise control over color and material in image generation.




Figure S10. Compared to InstantStyle, *SADis* preserves the content more effectively under saturation variations.




Figure S11. Compared to InstantStyle, *SADis* preserves the content more effectively under illuminant variations.

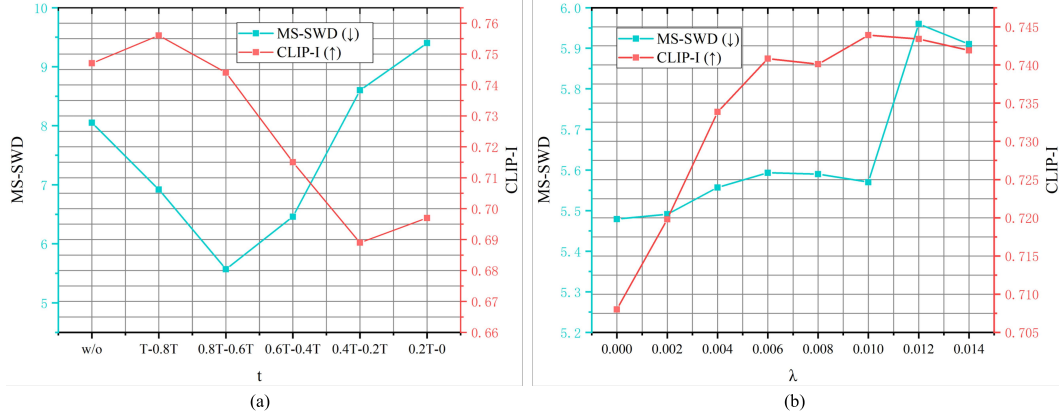


Figure S12. Ablation studies on applying *RegWCT* to different timestep intervals (left). Ablation studies on the scale λ of noise injection (right) during applying *RegWCT*. By default, λ is set to 0.01.



Figure S13. Results of different scales of color embedding \mathbf{Emb}_{clr} . Here, the scale of \mathbf{Emb}_{tx} is fixed as 1.

Setting $\gamma = 0.003$ achieves a balance trade-off between color and texture alignment.

Color-texture scales. As shown in Fig. S13, we fix the scale of the texture embedding \mathbf{Emb}_{tx} to 1 while varying the scale of the color embedding \mathbf{Emb}_{clr} from 0 to 1.8. With a greater weight for the color embedding, the color score improves. However, it is worth noting that when the scale of the color embedding is set too high, it may negatively impact texture preservation and introduce artifacts that are not derived from either the color or texture reference images.