

Subleading-order theory for condensation transitions in large deviations of sums of independent and identically distributed random variables

Naftali R. Smith^{1,*}

¹*Racah Institute of Physics, Hebrew University of Jerusalem, Jerusalem 91904, Israel*

We study the full distribution $P_N(A)$ of sums $A = \sum_{i=1}^N x_i$ where x_1, \dots, x_N are $N \gg 1$ independent and identically distributed random variables each sampled from a given distribution $p(x)$ with a subexponential $x \rightarrow \infty$ tail. We consider two particular cases: (I) the one-sided stretched exponential distribution $p(x) \propto e^{-x^\alpha}$ where $0 < x < \infty$, (II) the two-sided stretched exponential distribution $p(x) \propto e^{-|x|^\alpha}$ where $-\infty < x < \infty$. We assume $0 < \alpha < 1$ (in both cases). As follows immediately from known theorems, for both cases (i) typical fluctuations of $\Delta A = A - \langle A \rangle$ are described by the central-limit theorem, (ii) the tail $A \rightarrow \infty$ is described by the big-jump principle $P_N(A) \simeq Np(A)$, and (iii) in between these two regimes there is a nontrivial intermediate regime which displays anomalous scaling $P_N(A) \sim e^{-N^\beta f(\Delta A/N^\gamma)}$ with anomalous exponents $\beta, \gamma \in (0, 1)$ and large-deviation function $f(y)$ that are all exactly known. In practice, although these theoretical predictions of $P_N(A)$ work very well in regimes (i) and (ii), they often perform quite poorly in the intermediate regime (iii), with errors of several orders of magnitude for N as large as 10^4 . We calculate subleading order corrections to the theoretical predictions in the intermediate regime. We find that for $0 < \alpha < \alpha_c$, these corrections scale as power laws in N , while for $\alpha_c < \alpha < 1$ they scale as stretched exponentials, where the threshold value is $\alpha_c = 1/2$ in case (I) and $\alpha_c = 2/3$ in case (II). This difference between the two cases is a result of the mirror symmetry $p(x) = p(-x)$ which holds only in the latter case.

* naftalismith@gmail.com

CONTENTS

I. Introduction	2
II. Leading-order $N \gg 1$ behavior: General overview	3
A. Typical fluctuations: Central Limit Theorem	3
B. Large deviations for superexponential decay $\alpha > 1$: Cramér's theorem	4
C. Large deviations for subexponential decay $0 < \alpha < 1$: Big-jump principle and condensation	5
III. Leading-order $N \gg 1$ theory in the intermediate regime for $0 < \alpha < 1$	6
A. Derivation of the anomalous-scaling large-deviations principle (16)	6
B. Properties of the large-deviation function $f(y)$ and of $F(y, z)$	7
IV. Subleading-order $N \gg 1$ theory in the intermediate regime for $0 < \alpha < 1$	8
A. Homogeneous phase $y < y_c$	9
B. Condensed phase $y > y_c$	12
C. Transition regime $y \simeq y_c$	13
D. Extension to more general $p(x)$	13
V. Summary and discussion	14
Acknowledgments	14
Appendix A. Higher-order perturbative Cramér calculations	14
Appendix B. Supplementary figures	16
References	16

I. INTRODUCTION

The study of distributions $P_N(A)$ of sums $A = x_1 + \dots + x_N$ of N independent and identically distributed (i.i.d.) random variables x_1, \dots, x_N , each sampled from a given distribution $p(x)$, is of central, fundamental importance for a large number of scientific fields, including statistical physics and probability theory [1], with applications ranging from random walks [2, 3] to active matter [4–6] and more. Much is known regarding the behavior of such distributions in the limit $N \gg 1$. Typical fluctuations of A are described by the central limit theorem (CLT) provided the first and second cumulants of the distribution $p(x)$, i.e., the mean $\mu = \langle x_1 \rangle$ and the variance $\sigma^2 = \text{Var}(x_1)$, are both finite. However, large deviations of A are important to study as well despite their rarity, because they can represent dramatic and sometimes catastrophic events in realistic systems, e.g. droughts, floods, heatwaves or cold spells [7]. One of the most important problems about such events is to estimate their likelihood. More generally, large deviations (or rare events) attract interest at a more fundamental level, e.g., because their study can improve our understanding of nonequilibrium statistical mechanics [8–10]. Large deviations of sums of i.i.d. random variables are generally described either by the large deviations principle (LDP) as follows from Cramér's theorem [11] if the tail of $p(x)$ decays superexponentially, or by the big-jump principle (BJP) [2, 3, 12–33] if the tail of $p(x)$ decays subexponentially (the marginal case, in which the decay is exponential, is also of interest and has been studied, see e.g. Ref. [5]).

If the tail $x \rightarrow \infty$ of $p(x)$ decays as a stretched exponential $-\ln p(x) \sim x^\alpha$ with $0 < \alpha < 1$, an interesting intermediate regime of $P_N(A)$ emerges between the Gaussian distribution of typical fluctuations of A and the stretched exponential behavior of $P_N(A)$ at $A \rightarrow \infty$ [4–6, 17, 21, 34–37]. In the intermediate regime, $P_N(A)$ is described by an anomalous LDP whose associated rate function has a corner singularity at which its first derivative jumps. This singularity is often interpreted as a “condensation transition”, which separates between a subcritical homogeneous phase in which x_1, \dots, x_N are all of the same order of magnitude, and a supercritical condensed phase in which one of the x_i 's is of order A , while the rest of the x_i 's are of the same order magnitude as each other.

In practice, one often finds that, while the CLT, LDP and BJP are valid at moderately large values of N ($N \simeq 30$ is usually sufficient), the leading-order theory in the intermediate regime only gives a good description of $P_N(A)$ at extremely large N 's, of order $N \sim 10^5$ or even larger [4, 6]. As a result, simple, reliable predictions for $P_N(A)$ in the intermediate regime are not available, and one must resort to numerical computations. In this paper we aim to fill

this gap by developing a subleading-order $N \gg 1$ theory for the intermediate regime. In our calculations, we use the two particular examples $p(x) = p_i(x)$ of the one-sided and two-sided stretched-exponential distributions,

$$p_1(x) = \frac{e^{-x^\alpha}}{\Gamma(1 + \frac{1}{\alpha})}, \quad 0 < x < \infty, \quad (1)$$

$$p_2(x) = \frac{e^{-|x|^\alpha}}{2\Gamma(1 + \frac{1}{\alpha})}, \quad -\infty < x < \infty \quad (2)$$

(where Γ is the gamma function) as prototypical examples for asymmetric ($p(x) \neq p(-x)$) and symmetric ($p(x) = p(-x)$) distributions respectively, and we briefly outline how to extend the results to general $p(x)$ with stretched-exponential tails. Although our main interest is the case $0 < \alpha < 1$ (corresponding to a subexponential $x \rightarrow \infty$ tail), for pedagogical purposes we also briefly address the case $\alpha > 1$ in which the $x \rightarrow \infty$ tail is superexponential.

The remainder of the paper is organized as follows. In Section II, we give an overview of the standard leading-order $N \gg 1$ results for $P_N(A)$ in the different regimes, without giving detailed derivations. In Sections III and IV we derive the leading- and subleading-order $N \gg 1$ results, respectively, for the subexponential case $0 < \alpha < 1$ in the intermediate regime, and test their performance. We also briefly discuss how to extend the results to general $p(x)$ with subexponential tails. In Section V we briefly summarize and discuss our main findings.

II. LEADING-ORDER $N \gg 1$ BEHAVIOR: GENERAL OVERVIEW

A. Typical fluctuations: Central Limit Theorem

Using that

$$\int_0^\infty x^b e^{-x^\alpha} dx = \frac{1}{\alpha} \Gamma\left(\frac{1+b}{\alpha}\right) \quad (3)$$

One finds that the means and variances of the stretched-exponential distributions (1) and (2) and are given by

$$\mu_1 = \int_0^\infty x p_1(x) dx = \frac{\Gamma(1 + \frac{2}{\alpha})}{2\Gamma(1 + \frac{1}{\alpha})}, \quad (4)$$

$$\mu_2 = \int_{-\infty}^\infty x p_2(x) dx = 0, \quad (5)$$

$$\sigma_1^2 = \int_0^\infty x^2 p_1(x) dx - \mu_1^2 = \frac{4\Gamma(1 + \frac{3}{\alpha})\Gamma(1 + \frac{1}{\alpha}) - 3\Gamma(1 + \frac{2}{\alpha})^2}{12\Gamma(1 + \frac{1}{\alpha})^2}, \quad (6)$$

$$\sigma_2^2 = \int_{-\infty}^\infty x^2 p_2(x) dx = \frac{\Gamma(1 + \frac{3}{\alpha})}{3\Gamma(1 + \frac{1}{\alpha})}, \quad (7)$$

respectively (μ_2 vanishes due to the mirror symmetry $p_2(x) = p_2(-x)$). According to the central limit theorem, typical fluctuations of A are given by a Gaussian distribution

$$P_N(A) \simeq P_N^{(\text{Gauss})}(A) \equiv \frac{1}{\sqrt{2\pi N\sigma^2}} e^{-(A-N\mu)^2/(2N\sigma^2)} \quad (8)$$

with mean $\langle A \rangle = N\mu$ and variance $\text{Var}(A) = N\sigma^2$. As a rule of thumb, for most distributions $p(x)$, the Gaussian approximation describes typical fluctuations accurately if $N \geq 30$. Indeed, in Fig. 1 we observe excellent agreement between this approximation (8) and the exact $P_N(A)$, which was computed by a numerical evaluation of the N th convolution power of $p_i(x)$, for $i = 1, 2$, $N = 31$ and $\alpha = 3/2$. Incidentally, if better accuracy is required, one can obtain small corrections to the Gaussian approximation (8) by employing the Edgeworth expansion [38–41] (not shown).

In general, large deviations of A significantly depart from the central limit theorem, and their behavior depends on the type of decay of the tails of $p(x)$ as we now describe.

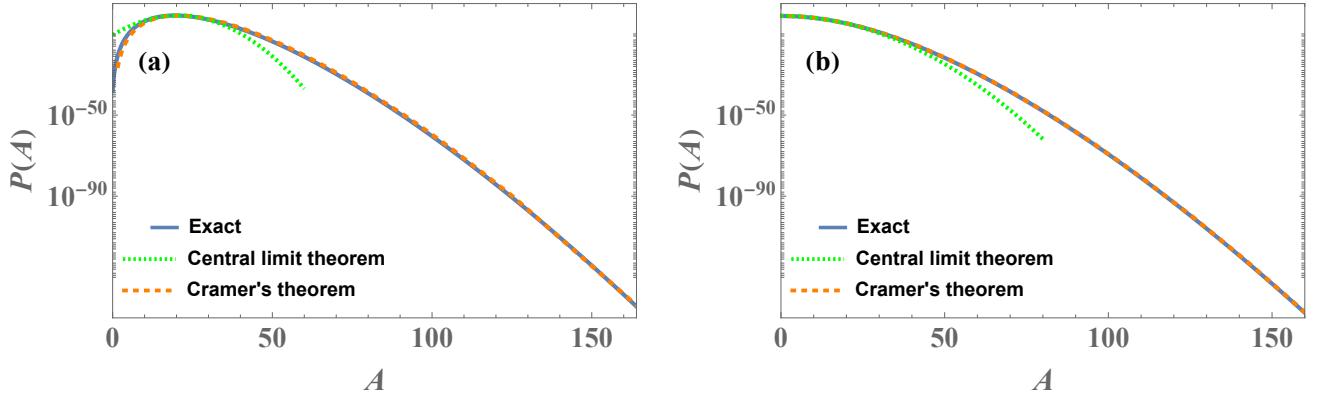


FIG. 1. Solid lines: Exact distribution $P_N(A)$ of $A = x_1 + \dots + x_N$, obtained through a numerical computation, plotted on a semi-logarithmic scale. Dotted lines: Gaussian distribution (8) predicted by the central limit theorem. Dashed lines: Prediction of the large deviation principle (9) from Cramér's theorem, where the rate function $I(a)$ is calculated as described in the text. In the LDP prediction, we include a multiplicative factor $1/\sqrt{2\pi N\sigma^2}$ to ensure its (approximate) normalization. Results are plotted for $N = 31$ for the asymmetric (1) and symmetric (2) stretched-exponential distributions of the x_i 's with $\alpha = 3/2$ (corresponding to superexponential decay of the tails of $p(x)$) in (a) and (b) respectively. In (b), due to the mirror symmetry of the distribution, $P_N(A) = P_N(-A)$, only the right half ($A > 0$) of the distribution is plotted.

B. Large deviations for superexponential decay $\alpha > 1$: Cramér's theorem

For completeness, let us briefly recall here the standard results for the case of superexponential decay of $p(x \rightarrow \infty)$. In this case, at $N \gg 1$, large deviations of A follow a scaling known as the large deviations principle (LDP) (of course, an analogous claim holds for the $x \rightarrow -\infty$ tail and $A < \langle A \rangle$),

$$P_N(A) \sim e^{-NI(A/N)}, \quad (9)$$

as follows from Cramér's theorem [8, 9, 11]. The function

$$I(a) = -\lim_{N \rightarrow \infty} N^{-1} \ln P_N(A = aN) \quad (10)$$

is usually called the rate function, and may be calculated straightforwardly: It is given by the Legendre-Fenchel transform

$$I(a) = \max_{k \in \mathbb{R}} \{ka - \lambda(k)\} \quad (11)$$

of the cumulant generating function (CGF) $\lambda(k)$ of the distribution $p(x)$:

$$\lambda(k) = \ln \langle e^{kx_1} \rangle = \ln \int e^{kx} p(x) dx \quad (12)$$

(here and below the integration is over the entire domain of x 's, which is $x > 0$ for $p_1(x)$ and $x \in \mathbb{R}$ for $p_2(x)$). $I(a)$ is convex, its minimum of $I(a)$ is given by $I(a_*) = 0$ where $a_* = \langle x_1 \rangle = \mu$, and its behavior of $I(a)$ around its minimum is parabolic,

$$I(a) \simeq \frac{(a - \mu)^2}{2\sigma^2}, \quad (13)$$

providing a smooth matching with the Gaussian regime (8). These properties of $I(a)$ are standard and well known, see e.g. [8].

For the stretched-exponential distributions $p_1(x)$ and $p_2(x)$ with general values of α , one can in general obtain $\lambda(k)$ by a numerical computation of the integral (12) (in some particular cases, for rational α 's, this integral may be analytically solvable). Since $\lambda(k)$ is differentiable and convex, the Legendre-Fenchel transform (11) reduces to the Legendre transform [42],

$$\begin{cases} a = \lambda'(k) = \frac{\int x e^{kx} p(x) dx}{\int e^{kx} p(x) dx}, \\ I = ka - \lambda. \end{cases} \quad (14)$$

Eq. (14) is a parametric representation of the rate function, $a = a(k)$, $I = I(k)$, which is also straightforward to compute numerically.

Rather similarly to the CLT, also for Cramér's theorem one usually observes a very good agreement between the prediction (9) and the exact $P_N(A)$ already at moderately large values of N . This may be seen in Fig. 1 for $p_1(x)$ and $p_2(x)$ with $\alpha = 3/2$ for $N = 31$. Note that, in the figure, we included a multiplicative factor of $1/\sqrt{2\pi N\sigma^2}$ to the theoretical prediction (9). This ensures the (approximate) normalization of the predicted PDF, and also provides a smooth matching with the Gaussian regime (8) including the pre-exponential factor, in the typical-fluctuations regime $A - \langle A \rangle \sim \sqrt{N}$. In the large-deviations regime $A - \langle A \rangle \sim N$, there are expected to be other contributions to the pre-exponential factor, which we do not attempt to calculate here.

C. Large deviations for subexponential decay $0 < \alpha < 1$: Big-jump principle and condensation

For the one-sided case (1), $p_1(x) = 0$ for $x < 0$ and therefore the $x \rightarrow -\infty$ tail trivially decays superexponentially, and thus Cramér's theorem is valid for the left tail $A < \langle A \rangle$ of $P_N(A)$. However, for $0 < \alpha < 1$, $p(x \rightarrow \infty)$ decays slower than exponentially (in both cases (1) and (2)), so Cramér's theorem breaks down as does the large deviations principle (9) for the right tail $A > \langle A \rangle$. Instead, the tail $A \rightarrow \infty$ of $P_N(A)$ is described by the “big-jump principle” (BJP) [2, 3, 12–30]

$$P_N(A) \simeq Np(A), \quad A \rightarrow \infty. \quad (15)$$

In the context of random walks, this describes a situation in which a large deviation of the position A of the random walker after N steps originates in a single, unusually large step (or big jump) $x_i \simeq A$, whereas the other $N - 1$ steps are all of typical size, which is negligible compared to A . The factor N in (15) is due to the N different possibilities for the index i at which the big jump can occur.

In between the Gaussian regime (8) and BJP regime (15), there is a highly nontrivial intermediate regime, which is the main focus of the current work. In the intermediate regime, $P_N(A)$ is described by an LDP with anomalous scaling,

$$P_N(A) \sim e^{-N^\beta f(\Delta A/N^\gamma)} \quad (16)$$

where $\Delta A = A - \langle A \rangle = A - N\mu$, and with scaling exponents

$$\beta = \alpha/(2 - \alpha), \quad \gamma = 1/(2 - \alpha) \quad (17)$$

that are anomalous in the sense that they are not both equal to one (as one has in the standard LDP). Moreover, the large-deviations function (LDF) is given by

$$f(y) = \min_{0 \leq z \leq y} F(y, z), \quad (18)$$

$$F(y, z) = z^\alpha + \frac{(y - z)^2}{2\sigma^2}. \quad (19)$$

This form of $F(y, z)$ describes $N - 1$ small jumps, whose sum follows a Gaussian distribution, and a single “big jump”, see a detailed derivation in Sec. III below. The minimization in (18) corresponds to an optimization over the size of the big jump. Quite remarkably, $f(y)$ has a corner singularity at a critical point $y = y_c$ at which its first derivative jumps. This singularity is often interpreted as a “condensation transition”, which separates between a subcritical homogeneous phase $0 < y < y_c$ in which x_1, \dots, x_N are all of the same order of magnitude, and a supercritical condensed phase $y > y_c$ in which one of the x_i 's is of order N^γ , while the rest of the x_i 's are of the same order magnitude as each other.

In the subcritical regime, the LDF is exactly parabolic, $f(y) = y^2/(2\sigma^2)$, since the minimizer in (18) is $z = 0$. This provides a smooth matching between the intermediate regime (16) and the Gaussian regime (8). Furthermore, at $y \gg 1$ the LDF behaves as $f(y) \simeq y^\alpha$, since the minimizer in (18) is $z \simeq y$, and this provides a smooth matching between the intermediate regime (16) and the BJP regime (15). These results for the intermediate regime, and the properties of $f(y)$ described here have been obtained in several previous works in more general settings [4, 6, 17, 21, 34–36], but to make this paper self contained, we derive them in Section III, where we also give additional details.

Although Eq. (16) becomes exact in the limit $N \rightarrow \infty$, one finds that at moderately large values of N , it performs rather poorly, especially in the vicinity of the critical point. This is demonstrated for the stretched-exponential distributions (1) and (2) with $\alpha = 1/2$ and $N = 201$ in Fig. 2. Indeed, one observes in both cases that the prediction

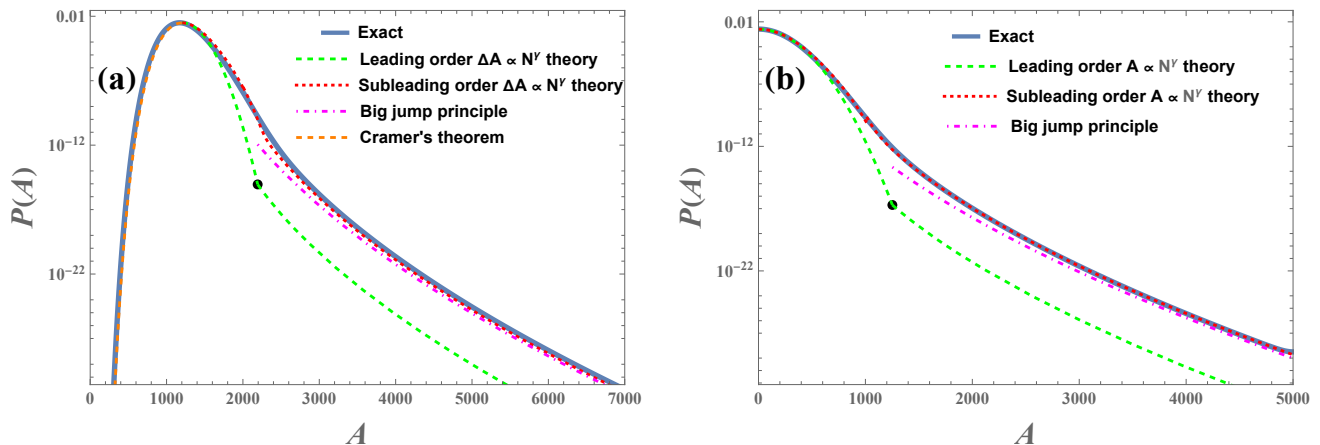


FIG. 2. Solid lines: Exact distribution $P_N(A)$ of $A = x_1 + \dots + x_N$, obtained through a numerical computation, plotted on a semi-logarithmic scale. Dashed lines: Leading-order prediction (16) for the intermediate regime $\Delta A = yN^\gamma$. The fat dot marks the critical point $y = y_c$, at which the large-deviation function $f(y)$ has a corner singularity. Dotted lines: Subleading-order predictions, given by Eqs. (44), (52) and (54) in the homogeneous, condensed, and transition regimes respectively. Dot-dashed lines: The prediction of the big-jump principle (15). In (a) the prediction (9) of Cramér's theorem is plotted at $A < \langle A \rangle$ with an additional dashed line. Results are plotted for $N = 201$ for the asymmetric (1) and symmetric (2) stretched-exponential distributions of the x_i 's with $\alpha = 1/2$ (corresponding to subexponential decay of the tails of $p(x)$ in (a) and (b) respectively). In (b), due to the mirror symmetry of the distribution, $P_N(A) = P_N(-A)$, only the right half ($A > 0$) of the distribution is plotted. In the leading-order prediction for the intermediate regime (16) and the LDP regime (9) in (a), we include a multiplicative factor $1/\sqrt{2\pi N\sigma^2}$ to ensure their (approximate) normalization.

(16) and the exact $P_N(A)$ differ by several orders of magnitude around the critical point and in the supercritical regime (however, in the latter regime, the BJP provides good accuracy). This discrepancy may be of great practical importance, since it can occur for events whose probabilities could be sufficiently large to occur in realistic observations or experiments (say, of order 10^{-10} or higher), and the theoretical prediction (16) severely underestimates their likelihood. Furthermore, this phenomenon is not unique to the specific examples of $p(x)$ considered here; It is known to happen in other cases where this type of condensation transition occurs [4, 6] (and as we argue below, we expect this phenomenon to occur quite generally).

III. LEADING-ORDER $N \gg 1$ THEORY IN THE INTERMEDIATE REGIME FOR $0 < \alpha < 1$

For completeness, we begin by deriving the leading-order result (16). A standard way to derive this result is to calculate the Fourier transform of $P_N(A)$ and then to apply the saddle-point approximation when inverting the transform, see e.g. [6]. Here we present an alternative derivation in which the physics behind the condensation phenomenon is transparent from the calculation itself. Next, we recall some properties of the large-deviation function $f(y)$ and of the related function $F(y, z)$. Importantly, the derivations of this section will prove useful for the purpose of later calculating the subleading corrections (which are the main result of this paper) in Section IV.

A. Derivation of the anomalous-scaling large-deviations principle (16)

We begin by writing A in the form $A = x_1 + \sum_{i=2}^N x_N$, from which it is clear that $P_N(A)$ is given by the convolution

$$P_N(A) = \int p(x_1) P_{N-1}(A - x_1) dx_1. \quad (20)$$

In the intermediate regime $0 < \Delta A \sim N^\gamma$ (where γ is given in Eq. (17)), as described in the previous section, the dominant contribution to $P_N(A)$ may come from realizations of x_1, \dots, x_N in which one of the x_i 's is very large, $x_i \sim A$, while all of the others are of typical size, and thus their sum approximately follows the Gaussian distribution (8) (we make these assumptions now and justify them a posteriori). Using these assumptions in (20), and assuming furthermore that the large summand x_i is the first one, $i = 1$ (and then compensating by adding a factor of N since

in fact any one of the summands may be the large one), we obtain

$$P_N(A) \simeq N \int p(x_1) \frac{1}{\sqrt{2\pi N\sigma^2}} e^{-(\Delta A - x_1)^2/(2N\sigma^2)} dx_1. \quad (21)$$

Note that when using the formula (8) to approximate $P_{N-1}(A - x_1)$, we replaced $N - 1$ by N (the error due to this approximation is negligible at $N \gg 1$). Plugging the stretched-exponential form (1) or (2) of $p(x_1)$ into (21), and ignoring the pre-exponential factors, we obtain

$$P_N(A) \sim \int_0^A e^{-x_1^\alpha} e^{-(\Delta A - x_1)^2/(2N\sigma^2)} dx_1, \quad (22)$$

where the integration limits are introduced since the contribution of the integration $x_1 \notin [0, A]$ is subleading. Rescaling

$$\Delta A = yN^\gamma, \quad x_1 = zN^\gamma, \quad (23)$$

and ignoring again pre-exponential terms, Eq. (22) becomes

$$P_N(A = \mu N + yN^\gamma) \sim \int_0^y e^{-N^{\alpha\gamma} z^\alpha} e^{-N^{2\gamma-1}(y-z)^2/(2\sigma^2)} dz = \int_0^y e^{-N^\beta F(y,z)} dz, \quad (24)$$

where we used the definitions of β , γ and $F(y, z)$ from Eqs. (17) and (19), respectively. Finally, using the (leading-order) saddle-point approximation to evaluate the integral (24) (while exploiting the large parameter $N^\beta \gg 1$), the integration over z is replaced by a minimization of $F(y, z)$ over z , which yields the leading-order result Eq. (16).

Note that, in this derivation, the physical meaning of the value of z_{\min} that is the minimizer in (18) becomes clear. In the subcritical phase $0 < y < y_c$, the minimizer in (18) is $z_{\min} = 0$, describing a homogeneous phase in which all summands are of the same order of magnitude. In the supercritical phase $y > y_c$, the minimizer is nonzero $z_{\min} > 0$, describing a “condensation” onto a single x_i , i.e., $P_N(A)$ is dominated by realizations of x_1, \dots, x_N in which one of the summands large and approximately equal to $x_i \simeq z_{\min} N^\gamma$, with the other $N - 1$ summands contributing the remainder.

One might then ask if this remainder, which is given by $A - A_i \simeq (y - z_{\min})N^\gamma$, might not itself include a contribution from another big jump. However, if one repeats the above analysis in order to take into account this possibility, one finds that such a scenario is always sub-optimal, since the remainder is always in the subcritical regime, i.e., $0 < y - z_{\min} < y_c$ (as we show at the end of the following subsection). This implies that the contribution of the $N - 1$ remaining summands is small enough so that they are in the homogeneous phase. This justifies, a posteriori, the Gaussian approximation (8) that we used for $P_{N-1}(A - x_1)$, and physically, it means that scenarios with two (or more) big jumps give a contribution that is exponentially small and can therefore be neglected.

B. Properties of the large-deviation function $f(y)$ and of $F(y, z)$

Here, for completeness, we recall some properties of $f(y)$ and of $F(y, z)$, defined in Eqs. (18) and (19), respectively. Clearly from Eq. (18), it is of interest to analyze the minima of $F(y, z)$ as a function of $z \in [0, y]$ for fixed $y > 0$. In Fig. 3(a), $F(y, z)$ is plotted for different fixed values of y for the symmetric case (2) with $\alpha = 1/2$. For any $y > 0$, $z = 0$ is a local minimum of $F(y, z)$, at which it takes the value

$$f_1(y) = F(y, 0) = y^2/(2\sigma^2), \quad (25)$$

which corresponds to one branch of the large-deviation function $f(y)$. At $y > y_l$, where y_l will be found shortly, $F(y, z)$ has another local minimum at a nonzero value z_* which is the largest nonzero solution to the equation

$$\partial_z F(y, z_*) = \alpha z_*^{\alpha-1} - \frac{y - z_*}{\sigma^2} = 0. \quad (26)$$

This equation is difficult to solve explicitly for z_* in general, but it is useful to solve it for y :

$$y = z_* + \sigma^2 \alpha z_*^{\alpha-1}. \quad (27)$$

At $z = z_*$, F takes the value

$$f_2 = F(y, z_*) = z_*^\alpha + \frac{\alpha^2 \sigma^2 z_*^{2(\alpha-1)}}{2} \quad (28)$$

The last two equations yield the second branch $f_2(y)$ of the large-deviation function in a parametric form.

The second branch exists only for $y > y_l$, where y_l is determined from the condition

$$\left. \frac{\partial^2 F(y_l, z)}{\partial z^2} \right|_{z=z_l \equiv z_*(y_l)} = \alpha(\alpha - 1) z_*(y_l)^{\alpha-2} + \frac{1}{\sigma^2} = 0. \quad (29)$$

leading to

$$z_l = z_*(y_l) = [\alpha(1 - \alpha)\sigma^2]^{1/(2-\alpha)}, \quad (30)$$

which, after plugging into (27), yields

$$y_l = \frac{3 - \alpha}{1 - \alpha} [\alpha(1 - \alpha)\sigma^2]^{1/(2-\alpha)}. \quad (31)$$

This local minimum becomes the *global* minimum at $y > y_c$, where the critical point y_c is found by the condition

$$f_1(y_c) = f_2(y_c). \quad (32)$$

It is useful to write Eq. (32) in terms of the corresponding value of $z_c = z_*(y_c)$, for which the equation becomes

$$\frac{(z_c + 2\sigma^2\alpha z_c^{\alpha-1})^2}{2\sigma^2} = z_c^\alpha + 2\sigma^2\alpha^2 z_c^{2(\alpha-1)}. \quad (33)$$

Solving for z_c , we find

$$z_c = [2\sigma^2(1 - \alpha)]^{1/(2-\alpha)}, \quad (34)$$

and plugging this into (27) we obtain

$$y_c = \frac{2 - \alpha}{2(1 - \alpha)} [2\sigma^2(1 - \alpha)]^{1/(2-\alpha)}. \quad (35)$$

The rate function $f(y)$ is given by the minimum of the two branches,

$$f(y) = \begin{cases} f_1(y) = y^2/(2\sigma^2), & 0 < y < y_c, \\ f_2(y), & y > y_c. \end{cases} \quad (36)$$

$f(y)$ has a corner singularity (i.e., a discontinuity of its derivative df/dy) at the critical point $y = y_c$, and this singularity is normally interpreted as a first-order dynamical phase transition [4, 6, 17, 21, 34–36]. Finally, at $y \gg 1$, one obtains from Eqs. (27) and (28) that

$$f(y \gg 1) \simeq y^\alpha - \frac{\alpha^2 \sigma^2 y^{2(\alpha-1)}}{2}. \quad (37)$$

The leading order of this asymptotic behavior, $f(y \gg 1) \simeq y^\alpha$, matches smoothly with the leading order of the BJP (15). In Fig. 3(b), $f(y)$ is plotted for the symmetric case (2) with $\alpha = 1/2$, together with its asymptotic behavior at $y \gg 1$.

We conclude this subsection by showing that $0 < y - z_* < y_c$, as claimed at the end of the previous subsection. We first note that from Eq. (27) it follows that $y_2(z_*) \equiv y - z_*$ is a monotonically decreasing function of z_* . It is therefore sufficient to prove that $0 < y - z_* < y_c$ for the minimal value of z_* , i.e., for $z_* = z_l$. Indeed, by plugging Eq. (30) into (27), we find that $y_2(z_* = z_l)/y_c = 2(\alpha/2)^{1/(2-\alpha)}/(2 - \alpha)$, which is indeed between 0 and 1 for all $0 < \alpha < 1$ (as shown in supplementary Fig. 5).

IV. SUBLEADING-ORDER $N \gg 1$ THEORY IN THE INTERMEDIATE REGIME FOR $0 < \alpha < 1$

As mentioned above, Eq. (16) performs rather poorly as an approximation for $P_N(A)$ at moderately large values of N (see Fig. 2) and we therefore now calculate subleading corrections. In the calculation presented in the previous subsection, one can identify three origins for such corrections: (i) Corrections to the Gaussian distribution (8) which we used to approximate $P_{N-1}(A - x_1)$ when moving from Eq. (20) to (21). (ii) Pre-exponential terms that were neglected throughout the calculation up to (24). (iii) In the condensed phase, one must take into account the subleading order corrections to the saddle-point approximation that we applied when calculating the integral in (24) to obtain (16). (iv) Near the transition, the contributions to $P_N(A)$ from the homogeneous and condensed scenarios are both of the same order of magnitude, and both of them must be taken into account. We now derive the subleading corrections, beginning from the homogeneous phase, which is a little simpler since less of these correction terms are present.

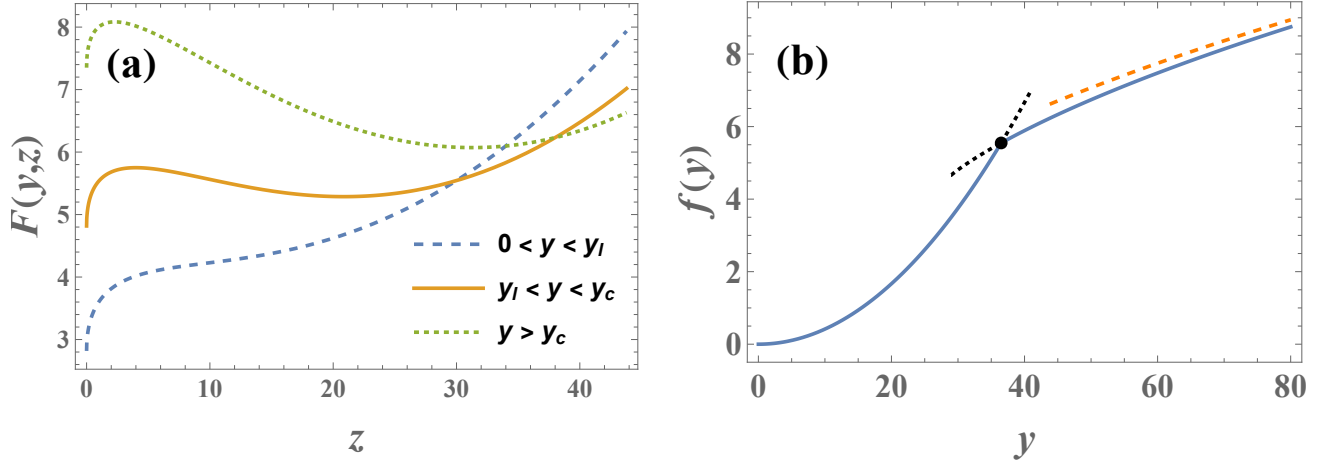


FIG. 3. $F(y, z)$ as a function of z (a), and the large-deviation function $f(y)$ (b) that describe the intermediate regime through Eq. (16), for the symmetric case (2) with $\alpha = 1/2$. In (a), $F(y, z)$ is plotted for three values of y : One in the range $0 < y < y_l$, for which the only local minimum is at $z = 0$ (dashed line), a second in the range $y_l < y < y_c$, for which an additional local minimum exists at $z_* \neq 0$ but the global minimum is at $z = 0$ (solid line), and a third in the supercritical regime $y > y_c$ for which the minimum at $z = z_*$ is the global minimum (dotted line). The three values used in (a) are $y = 26, 34, 42$, respectively, while $y_l = 28.9647\dots$ and $y_c = 36.4932\dots$. In (b), the solid line corresponds to $f(y)$, the dotted lines are the continuations of the two branches of $f(y)$ to the ranges in which they are not optimal, and the dashed line is the leading-order asymptotic behavior $f(y \gg 1) \simeq y^\alpha$. The fat dot corresponds to the critical point $y = y_c$, and the dotted line for the second branch $f_2(y)$ begins at the point $y = y_l < y_c$.

A. Homogeneous phase $y < y_c$

In the homogeneous phase, corrections to the Gaussian behavior (8) are not directly related to the subexponential decay of $p(x)$. Instead, one can attribute the corrections to the lowest nonvanishing cumulants of $p(x)$, besides the mean and variance. In the typical fluctuations regime $\Delta A \sim \sqrt{N}$, these corrections are relatively small, and are given by the Edgeworth expansion [38–40].

At larger values of ΔA , these corrections become more important. To understand these corrections, it is useful to temporarily analyze their behavior in the absence of condensation, i.e., for $p(x \rightarrow \infty)$ that decays superexponentially (i.e., for $\alpha > 1$). In that case, large deviations of A are described by the LDP (9), and for intermediate values $\sqrt{N} \ll \Delta A \ll N$, there are corrections to the Gaussian distribution (8) due to higher-order corrections to the parabolic behavior (13) of $I(a)$ around its minimum:

$$I(a) = \frac{(a - \mu)^2}{2\sigma^2} + I_3(a - \mu)^3 + I_4(a - \mu)^4 + \dots \quad (38)$$

Importantly, I_n depends only on the n lowest cumulants of $p(x)$. Indeed, writing the CGF as a power series

$$\lambda(k) = \sum_{n=0}^{\infty} \lambda_n k^n, \quad (39)$$

where $n!\lambda_n$ is the n cumulant of $p(x)$, one then finds that the Legendre transform (14) can be worked out order by order to obtain the coefficients I_n . Indeed, taking the derivative of (39), we obtain

$$a = \lambda_1 + 2\lambda_2 k + 3\lambda_3 k^2 + 4\lambda_4 k^3 + \dots \quad (40)$$

Inverting Eq. (40), we obtain

$$k = \frac{a - \lambda_1}{2\lambda_2} - \frac{3\lambda_3}{8\lambda_2^3} (a - \lambda_1)^2 + \left(\frac{9\lambda_3^2}{16\lambda_2^5} - \frac{\lambda_4}{4\lambda_2^4} \right) (a - \lambda_1)^3 + \dots \quad (41)$$

which in turn is integrated to obtain Eq. (38) with

$$I_3 = -\frac{\lambda_3}{8\lambda_2^3}, \quad I_4 = \frac{9\lambda_3^2}{64\lambda_2^5} - \frac{\lambda_4}{16\lambda_2^4}, \quad (42)$$

where we used that $\lambda_1 = \mu$, $\lambda_2 = \sigma^2/2$ and $I(a = \mu) = 0$. In Appendix A analogous formulas are given up to sixth order, including expressions for I_5 and I_6 in terms of $\lambda_1, \dots, \lambda_6$. Finally, the lowest coefficients λ_n are obtained by calculating the lowest cumulants $\langle x^n \rangle_c = \lambda_n/n!$ of $p(x)$ (the first and second cumulants, μ and σ^2 , respectively, were calculated above). One way to do this is to calculate the moments,

$$\langle x^n \rangle = \int x^n p_i(x) dx = \begin{cases} \frac{\Gamma(\frac{1+n}{\alpha})}{\Gamma(\frac{1}{\alpha})}, & i = 2 \text{ or } (i = 1 \text{ and } n \text{ is even}), \\ 0, & i = 1 \text{ and } n \text{ is odd}, \end{cases} \quad (43)$$

and then to express the cumulants through the moments, see e.g. [43].

Let us now return to the case of subexponential decay of $p(x \rightarrow \infty)$, and in particular to the stretched-exponential cases (1) or (2) with $0 < \alpha < 1$. In this case, $\lambda(k)$ does not exist for $k > 0$ (which would correspond to fluctuations with $a > \mu$), since $\langle e^{kx_1} \rangle$ diverges for all $k > 0$. However, all of the cumulants of $p(x)$ are finite (one way to see this is that all of the moments $\langle x_1^n \rangle$, $n = 0, 1, 2, \dots$ are finite, and one can express the cumulants through the moments). Thus, $\lambda(k)$ may be written as the formal power series (39) with coefficients that can be calculated explicitly, and whose radius of convergence must be zero since $\lambda(k > 0)$ does not exist. In turn, one can write $I(a)$ in the form of the series (38) with coefficients I_n which are all finite and can be calculated explicitly. The radius of convergence of the series (38) is also expected to be zero.

Importantly, when plugging the power-series expansion (38) of the rate function $I(a)$ into the LDP (9), in the intermediate regime $\Delta A = yN^\gamma$ the result takes the form

$$P_N(A = \mu N + yN^\gamma) \simeq P_N^{(\text{hom})}(A) = \frac{1}{\sqrt{2\pi N \sigma^2}} \exp \left\{ -N \left[\frac{(yN^{\gamma-1})^2}{2\sigma^2} + I_3 (yN^{\gamma-1})^3 + I_4 (yN^{\gamma-1})^4 + \dots \right] \right\}. \quad (44)$$

In Eq. (44) we have included the (approximate) normalization factor from the Gaussian part of the distribution, which is recovered by keeping only the term $\propto y^2$ in the series in the exponential. This series is expected to diverge for any positive value of y , similarly to the divergence of (38) at $a > \mu$. However, one can observe that (at $N \gg 1$), since $\gamma < 1$, the first terms in the series in (44) initially get smaller and smaller (before the series eventually blows up). This suggests that Eq. (44) correctly describes the homogeneous phase, as long as the series is interpreted as an *asymptotic* series. In other words, although Cramér's theorem breaks down, its perturbative version (where the perturbative parameter is k or equivalently $a - \mu$) gives a result that is correct in the homogeneous regime, to arbitrary (finite) order in perturbation theory.

This indeed appears to be the case, as we now argue theoretically and verify numerically below. For any $L \in \mathbb{R}$, one can truncate the distribution $p(x)$ so that it vanishes at $x \geq L$, i.e., define

$$p^{(L)}(x) = \mathcal{N}_L p(x) \theta(L - x), \quad (45)$$

where \mathcal{N}_L is a normalization constant. At $L \gg 1$, $p^{(L)}(x)$ differs from $p(x)$ only in the tail $x \rightarrow \infty$ (and the normalization constant $\mathcal{N}_L \simeq 1$). In the homogeneous regime, fluctuations of A are dominated by realizations of x_1, \dots, x_N which are all relatively close to their typical values, and therefore the tail behavior of $p(x \rightarrow \infty)$ should not directly affect $P_N(A)$ in this regime. Therefore $P_N(A)$ must behave similarly for both $p(x)$ and $p^{(L)}(x)$ (in the homogeneous phase). However, the truncated distribution $p^{(L)}(x)$ trivially decays superexponentially at $L \rightarrow \infty$, and thus Cramér's theorem is applicable to it. The cumulants of $p^{(L)}(x)$ depend on L of course. However, in the large L limit, they converge to those of $p(x)$, and therefore, so does the behavior of the associated rate function around its minimum.

We find excellent agreement between the prediction (44) (where the series is truncated at some finite cutoff) and the numerically-computed exact $P_N(A)$ for the stretched-exponential distributions $p(x)$, at reasonably large values of N . This is demonstrated in Fig. 2 for $\alpha = 1/2$ and $N = 201$, where we kept the terms in the series in (44) up to (and including) the term proportional to y^6 see footnote¹. In supplementary Fig. 7, analogous results are plotted for $N = 51$, and the agreement there is not as good, thus demonstrating the limitations of the theory.

Importantly, there are different possible qualitative behaviors of the terms in the series in (44) that give the leading corrections to the Gaussian distribution (8) depending on $p(x)$, as we now describe. For $p(x)$ given by the one-sided exponential distribution (1), the leading correction to the Gaussian distribution is given by the term cubic in y , i.e.,

$$\frac{P_N(A = \mu N + yN^\gamma)}{P_N^{(\text{Gauss})}(A)} \simeq e^{-I_3 y^3 N^{3\gamma-2}}. \quad (46)$$

¹ see also the supplementary Fig. 6 for a zoom in on the transition regime for $N = 201$ and an analogous figure for $N = 2001$.

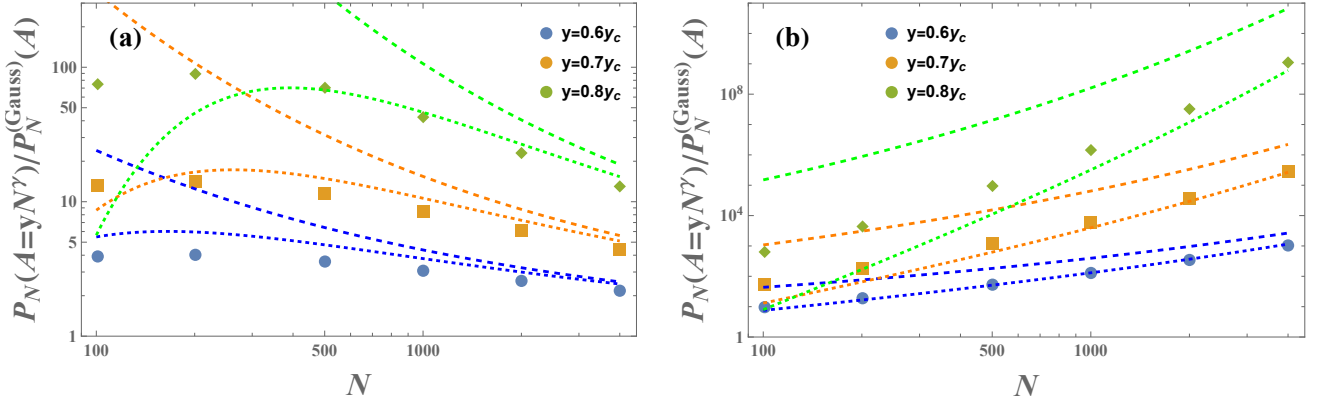


FIG. 4. Ratio between the prediction of our perturbative application of Cramér's theorem (44) (with the series truncated) and the Gaussian approximation (8) in the homogeneous regime $0 < y < y_c$, as a function of N , for $p(x)$ given by the two-sided stretched exponential distribution (2) with $\alpha = 1/2 < \alpha_c$ (a) and $\alpha = 3/4 > \alpha_c$ (b), where $\alpha_c = 2/3$ is the threshold value. Markers represent exact results obtained from numerical computations of $P_N(A)$. Dashed lines represent the dominant correction term to the Gaussian approximation, given by the right-hand side of (47), and dotted lines represent the results obtained when including also the next nonzero term ($\propto y^6$) in the series (44). As seen in the figure, the correction terms decay (grow) as $N \rightarrow \infty$ for $\alpha < \alpha_c$ ($\alpha > \alpha_c$).

At $N \gg 1$, if $\gamma < 2/3$ this correction term is negligible, i.e., the right-hand side of (46) is very close to unity, corresponding to $\alpha < \alpha_c = 1/2$, but the correction behaves as a stretched exponential if $\alpha > 1/2$ (i.e., $\gamma > 2/3$). On the otherhand, for $p(x)$ given by the two-sided exponential distribution (2), due to the mirror symmetry $p(x) = p(-x)$, the odd cumulants of $p(x)$ all vanish, so λ_n vanishes for all odd n . As a result also I_n vanishes for all odd n , so in Eq. (44) the leading correction to the Gaussian distribution (8) is given by the term quartic in y , i.e.,

$$\frac{P_N(A = \mu N + yN^\gamma)}{P_N^{(\text{Gauss})}(A)} \simeq e^{-I_4 y^4 N^{4\gamma-3}}. \quad (47)$$

In this case, at $N \gg 1$ the correction term is negligible if $\alpha < \alpha_c$ but behaves as a stretched exponential if $\alpha > \alpha_c$, but in this case the threshold value is $\alpha_c = 2/3$.

In Fig. 4 we test Eq. (47) numerically, for $\alpha = 1/2 < \alpha_c$ and $\alpha = 3/4 > \alpha_c$. In the former case, Eq. (47) becomes a small correction at $N \rightarrow \infty$, while in the latter case the correction (47) grows with N while higher-order corrections become negligible (see Appendix A). Nevertheless, as can be seen in the figure, for moderately large values $N = 100 - 4000$, these corrections are quite large, even for y that is not very close to the critical point ($y = 0.6y_c - 0.8y_c$). This property follows from the fact that the first few values of I_n , for $n > 2$ are rather large, which is in turn related to a similar property of the corresponding λ_n 's. To give a concrete example, the kurtosis of the distribution (2) with $\alpha = 1/2$ is $\text{Kurt}(x_i) = \langle x_i^4 \rangle / \langle x_i^2 \rangle^2 = 126/5$, which is fairly large (compared, e.g., to the kurtosis of the Gaussian distribution which is 3). The largeness of the I_n 's and λ_n 's is perhaps not so surprising, since the radius of convergence of the power-series $\sum_{n=1}^{\infty} \lambda_n k^n$ and $\sum_{n=2}^{\infty} I_n (a - \mu)^n$ are zero. We argue that it is therefore reasonable to expect similar properties to hold in general for distributions $p(x)$ with stretched-exponential tails, leading to similar behavior as we observe for the particular examples considered here. We do not attempt here to find the optimal point to truncate the series (44) in terms of maximizing the accuracy. We expect that would require a rather large number terms in the series, leading to cumbersome formulas.

As a final comment, we note that the correction terms to the Gaussian distribution, given in (44), match smoothly with the correction terms that one obtains from the Edgeworth expansion in the typical-fluctuations regime. This strongly supports our tacit assumption that there are no additional intermediate regimes between $\Delta A \sim \sqrt{N}$ and $\Delta A \sim N^\gamma$. Indeed, for sufficiently small ΔA , the terms in the series in (44) are much smaller than unity, except for the first term in the series which describes the Gaussian distribution. Eq. (44) therefore becomes

$$P_N(A = \mu N + \Delta A) \simeq P_N^{(\text{Gauss})}(A) \times \begin{cases} \left(1 - \frac{I_3 \Delta A^3}{N^2}\right), & I_3 \neq 0, \\ \left(1 - \frac{I_4 \Delta A^4}{N^3}\right), & I_3 = 0, \end{cases} \quad (48)$$

describing the asymmetric and symmetric cases, respectively. On the other hand, the Edgeworth expansion gives

corrections to the typical fluctuations regime in terms of the higher cumulants [41]

$$P_N(A) \simeq P_N^{(\text{Gauss})}(A) \times \begin{cases} \left[1 + \frac{\kappa_3}{3!N^{3/2}\sigma^3}\text{He}_3\left(\frac{\Delta A}{\sqrt{N}\sigma}\right)\right], & \kappa_3 \neq 0, \\ \left[1 + \frac{\kappa_4}{4!N^2\sigma^4}\text{He}_4\left(\frac{\Delta A}{\sqrt{N}\sigma}\right)\right], & \kappa_3 = 0, \end{cases} \quad (49)$$

where κ_n is the n th cumulant of A , and $\text{He}_n(x)$ is the n th order Hermite polynomial, $\text{He}_3(x) = x^3 - 3x$, $\text{He}_4(x) = x^4 - 6x^2 + 3$. Using that $\kappa_n = n!N\lambda_n$, and considering the tail $\Delta A \gg \sqrt{N}$ of the distribution, the arguments of the Hermite polynomials become much larger than unity, so approximating $\text{He}_n(x) \simeq x^n$, Eq. (49) becomes

$$P_N(A) \simeq P_N^{(\text{Gauss})}(A) \times \begin{cases} \left(1 + \frac{\lambda_3 \Delta A^3}{N^2 \sigma^6}\right), & \lambda_3 \neq 0, \\ \left(1 + \frac{\lambda_4 \Delta A^4}{N^3 \sigma^8}\right), & \lambda_3 = 0, \end{cases} \quad (50)$$

Which indeed coincides with (48) due to (42). To summarize this point: Corrections to the central limit theorem in the homogeneous phase $y < y_c$ are given by the Edgeworth expansion in the typical fluctuations regime, and by Eq. (44) in the large-deviations regime, and the two formulas have a joint regime of validity $N^\gamma \gg \Delta A \gg \sqrt{N}$ in which their predictions coincide.

B. Condensed phase $y > y_c$

In the condensed phase, the dominant contribution to $P_N(A)$ is due to realizations in which one of the x_i 's is very large, of order ΔA itself, while the rest of the x_i 's are of similar order of magnitude. Our starting point is the formula (20) that gives $P_N(A)$ as the convolution of the distributions of x_1 and that of $A - x_1$. Following similar steps to those of the leading-order calculation, we consider the probability that x_1 is very large, while x_2, \dots, x_N are of typical size (and compensate by adding a factor of N in front of the integral, since in fact any of the x_i 's could have been the large one). We thus approximate $P_{N-1}(A - x_1)$ by the expression (44) from the homogeneous phase, we plug in $p(x) = Ce^{-x^\alpha}$ where $C = 1/\Gamma(1 + \frac{1}{\alpha})$ and $C = 1/2\Gamma(1 + \frac{1}{\alpha})$ for the asymmetric (1) and symmetric (2) cases, respectively, and performing the change of variables (23) we obtain

$$P_N(A = \mu N + yN^\gamma) \simeq C \sqrt{\frac{N}{2\pi\sigma^2}} \int_0^y e^{-N^\beta F(y,z) - N[I_3((y-z)N^{\gamma-1})^3 + I_4((y-z)N^{\gamma-1})^4 + \dots]} N^\gamma dz, \quad (51)$$

which is analogous to Eq. (24), but with subleading correction terms taken into account. We are now ready to perform the saddle-point approximation to evaluate the integral in (51). In the leading order, the result is of course given by Eq. (16). We note that the subleading terms in the series in the exponential in (51) are much smaller than the leading-order term $\propto N^{\alpha/(2-\alpha)}$. Therefore, their effect on the value of the minimizer z_* in the saddle-point approximation is subleading, and they can be safely taken out of the integral by replacing in them $z \rightarrow z_*$. Evaluating the remaining integral to subleading order in the saddle-point approximation, we obtain

$$\begin{aligned} P_N(A = \mu N + yN^\gamma) &\simeq P_N^{(\text{con})}(A) \\ &= \frac{CN^{\gamma+1/2} e^{-N[I_3((y-z_*)N^{\gamma-1})^3 + I_4((y-z_*)N^{\gamma-1})^4 + \dots]}}{\sqrt{2\pi\sigma^2}} \sqrt{\frac{2\pi}{N^\beta \partial_z^2 F(y, z_*)}} e^{-N^\beta F(y, z_*)} \\ &= \frac{C e^{-N[I_3((y-z_*)N^{\gamma-1})^3 + I_4((y-z_*)N^{\gamma-1})^4 + \dots]}}{\sqrt{1 - \sigma^2 \alpha (1 - \alpha) z_*^{\alpha-2}}} N e^{-N^\beta F(y, z_*)}. \end{aligned} \quad (52)$$

Deep into the condensed phase, at $y \gg 1$ [describing the far tail $P_N(A \rightarrow \infty)$], one has $z_* \simeq y \gg 1$, $y - z \ll 1$ and $F(y, z_*) = f(y) \simeq y^\alpha$, so Eq. (52) simplifies to

$$P_N(A = \mu N + yN^\gamma) \simeq C N e^{-N^\beta y^\alpha} = C N e^{-\Delta A^\alpha}, \quad (53)$$

in agreement with the big-jump principle (15).

As in the homogeneous regime, here too the qualitative behavior of the correction term behaves as a power law in N for $0 < \alpha < \alpha_c$ and as a stretched exponential for $\alpha_c < \alpha < 1$ (with the same values of α_c for the asymmetric and symmetric cases as given above). Moreover, we find that the prediction (52) shows excellent agreement with the exact $P_N(A)$ in the condensed regime, as demonstrated in Fig. 2 for $\alpha = 1/2$ and $N = 201$ [where we kept the terms in the series in (52) up to (and including) the term proportional to y^6].

C. Transition regime $y \simeq y_c$

In the transition regime $y \simeq y_c$, one has to apply the saddle-point approximation more carefully, since the two local minima of the function $F(y, z)$ both yield contributions to $P_N(A)$ that are of similar order of magnitude. Neither of these two contributions should be neglected in the transition regime, and we therefore take both of them into account, i.e.,

$$P_N(A) \simeq P_N^{(\text{hom})}(A) + P_N^{(\text{con})}(A). \quad (54)$$

The first term on the right-hand side of (54) corresponds to homogeneous realizations of x_1, \dots, x_N and the second term corresponds to condensed realizations, and they are given by Eqs. (44) and (52), respectively (where both series must be truncated as explained above). Note that the contribution of condensed realizations (52) is defined at $y > y_l$ and it can therefore be taken into account also at subcritical values $y_l < y < y_c$. However, Eq. (52) breaks down at $y \simeq y_l$ (and it diverges at $y = y_l$). As a result, to obtain a reliable prediction for $P_N(A)$, it is in practice best to choose an intermediate value $y_l < y_m < y_c$, and to use Eqs. (44) and (54) for $0 < y < y_m$ and $y > y_m$, respectively (at sufficiently large N , the difference between the two formulas becomes negligible at $y = y_m$). Indeed, this is how we produced the dotted line in Fig. 2, which is in excellent agreement with the exact $P_N(A)$ at all values of y .

Let us estimate the width of the transition regime. We can define the transition regime to be $A \in [A_1, A_2]$ where A_1 and A_2 are determined by the requirement that one of the two contributions (homogeneous and condensed) is twice as large as the other, i.e.,

$$P_N^{(\text{hom})}(A_1) = 2P_N^{(\text{con})}(A_1), \quad P_N^{(\text{hom})}(A_2) = P_N^{(\text{con})}(A_2)/2 \quad (55)$$

(of course, one does not have to choose a factor of 2, any factor of order unity would work). To calculate the width of the transition, $A_2 - A_1$, it is sufficient to use the leading-order approximations for the homogeneous and condensed contributions. These are given by Eq. (16) with the two branches $f_1(y)$ and $f_2(y)$ of the large-deviation function, respectively. One finds that the width of the transition is determined by the condition $(A_2 - A_1)/N^\gamma \sim N^{-\beta}$ which leads to

$$A_2 - A_1 \sim N^{\gamma-\beta} = N^{(1-\alpha)/(2-\alpha)}. \quad (56)$$

For $\alpha = 1/2$ for instance, this gives $N^{1/3}$.

D. Extension to more general $p(x)$

Our results are straightforward to extend to more general $p(x)$ with stretched-exponential tails. Indeed, let us assume, e.g., that the $x \rightarrow \infty$ tail decays as a stretched exponential with a power-law prefactor

$$p(x \rightarrow \infty) \simeq CA^\zeta e^{-bA^\alpha} \quad (57)$$

with $0 < \alpha < 1$ and $b > 0$. Then, in the intermediate regime, $P_N(A)$ is described, in the leading order, by Eq. (16) where definition of the large-deviation function must be modified by replacing $F(y, z)$ from (19) by

$$F(y, z) = bz^\alpha + \frac{(y-z)^2}{2\sigma^2} \quad (58)$$

to account for b [and of course μ and σ must be calculated for the distribution $p(x)$]. In the subleading order, $P_N(A)$ is still described by Eq. (44) in the homogeneous regime [with coefficients I_n that must be calculated from the cumulants of $p(x)$].

In the condensed phase, the saddle-point calculation is affected by the power-law term in (57). However, the effect is rather simple to take into account, since the effect of this term on the value of z_* is small, and therefore Eq. (52) is simply modified by including an additional factor of $(z_* N^\gamma)^\zeta$, i.e., one obtains

$$P_N(A = \mu N + yN^\gamma) \simeq \frac{C e^{-N[I_3((y-z_*)N^{\gamma-1})^3 + I_4((y-z_*)N^{\gamma-1})^4 + \dots]}}{\sqrt{1 - \sigma^2 \alpha (1 - \alpha)}} z_*^{\zeta - (\alpha-2)/2} N^{1+\gamma\zeta} e^{-N^\beta F(y, z_*)}, \quad (59)$$

where the value of $z_* = z_*(y)$ is modified to account for b , i.e., Eq. (27) is replaced by

$$y = z_* + \sigma^2 \alpha b z_*^{\alpha-1}. \quad (60)$$

In the transition regime, $P_N(A)$ is still given by the sum of the contributions of the formulas for homogeneous and condensed realizations, i.e., by Eq. (54).

In this analysis, we assumed not only that the $x \rightarrow \infty$ tail of $p(x)$ is given by a stretched exponential (57), but also that all of its cumulants are finite. The latter assumptions may not hold, e.g., if $p(x \rightarrow -\infty)$ decays as a power law [3, 30], and an interesting direction for future work would be to investigate the behavior of $P_N(A)$ in such cases.

V. SUMMARY AND DISCUSSION

To summarize, we studied the distribution of the sum A of N i.i.d. random variables, each distributed according to a given distribution $p(x)$ with a stretched exponential tail at $x \rightarrow \infty$. We calculated the subleading corrections to the (previously-known) leading-order prediction (16) for the large- N asymptotic behavior of $P_N(A)$ in the intermediate regime $\Delta A \sim N^\gamma$. The leading-order prediction can perform very poorly for moderately large N 's (in the range $10^2 - 10^4$), especially for A which is not far from the critical point at which a condensation transition occurs, see e.g. Fig. 2. For $p(x)$ given by a pure asymmetric (1) or symmetric (2) stretched exponential, we calculated the subleading-order corrections to Eq. (16). These are given by Eqs. (44), (52) and (54) in the homogeneous, condensed, and transition regimes respectively. It is interesting to note that despite the fact that Cramér's theorem breaks down, the perturbative version of it which we developed here is valid and gives meaningful and correct results. We extended our results to more general $p(x)$ with stretched-exponential tails.

We found a threshold value α_c such that for $\alpha < \alpha_c$, the corrections to Eq. (16) become negligible as $N \rightarrow \infty$, while for $\alpha > \alpha_c$ they grow with N as a stretched exponential. Nevertheless, at moderately large N , it is in practice important to take into account even some of the correction terms that would eventually decay in the limit $N \rightarrow \infty$. We argue that the reason behind the relative largeness of the subleading corrections at moderately large N is due to the rapid growth of the cumulants $\langle x^n \rangle_c$ of the distribution $p(x)$ with n . We expect this feature to be quite generic, i.e., to occur for any $p(x)$ which decays slower than exponentially, since the associated CGF $\lambda(k)$ diverges at any $k > 0$. The results of the current paper are not rigorously proven at the level of mathematical theorems, and it would be useful to perform a more rigorous treatment of the problem that we studied.

Finally, we restricted ourselves here to the case of sums of i.i.d. random variables. However, a breakdown of the large-deviation principle (9), replaced instead by an intermediate regime with anomalous scaling as in (16) and accompanied by a condensation transition, can occur for other systems as well. Examples include sums of correlated random variables, e.g., linear statistics of eigenvalues of random matrices [44, 45]. Moreover, anomalous scaling has also been observed in distributions of long-time averages in continuous-time dynamics for several systems [46–55], with tails described by instantons that are analogous to the big-jump principle [33]. There too, the leading-order theory does not perform very well in the intermediate regime for moderately-long averaging times [50, 53]. Furthermore, it would be interesting to explore whether condensation transitions accompanied by anomalously-scaled LDP's can occur in other types of systems too. One example is large deviations of time-averaged observables in deterministic, chaotic dynamical systems, which have recently attracted renewed interest [56–61]. A subleading-order theory analogous to the one developed here could facilitate such studies, since it enables testing the theory for moderately-large averaging times, for which numerical results can be obtained. This is in contrast to the huge averaging times that are necessary to test the leading-order theory, for which it is more difficult to obtain numerical results (see however [62] for some recent progress for a particular continuous-time system).

ACKNOWLEDGMENTS

I thank Baruch Meerson and Satya Majumdar for useful discussions and advice. I acknowledge support from the Israel Science Foundation (ISF) through Grant No. 2651/23, and from the Golda Meir Fellowship.

Appendix A HIGHER-ORDER PERTURBATIVE CRAMÉR CALCULATIONS

In the main text, the perturbative Cramér calculation is carried out explicitly to yield the series expansion of the rate function $I(a)$ up to quartic order in terms of the cumulants of $p(x)$, see Eq. (42). In this appendix, we give an expansion up to sixth order.

Taking the derivative of (39), we obtain

$$a = \lambda_1 + 2\lambda_2 k + 3\lambda_3 k^2 + 4\lambda_4 k^3 + 5\lambda_5 k^4 + 6\lambda_6 k^5 + \dots \quad (\text{A1})$$

Inverting Eq. (A1), we obtain

$$k = \frac{a - \lambda_1}{2\lambda_2} - \frac{3\lambda_3}{8\lambda_2^3} (a - \lambda_1)^2 + \frac{9\lambda_3^2 - 4\lambda_2\lambda_4}{16\lambda_2^5} (a - \lambda_1)^3 - \frac{5(27\lambda_3^3 - 24\lambda_2\lambda_4\lambda_3 + 4\lambda_2^2\lambda_5)}{128\lambda_2^7} (a - \lambda_1)^4 - \frac{3(-189\lambda_3^4 + 252\lambda_2\lambda_4\lambda_3^2 - 60\lambda_2^2\lambda_5\lambda_3 - 32\lambda_2^2\lambda_4^2 + 8\lambda_2^3\lambda_6)}{256\lambda_2^9} (a - \lambda_1)^5 + \dots \quad (\text{A2})$$

which in turn is integrated to obtain Eq. (38) with I_3 and I_4 given by Eq. (42) of the main text, and

$$I_5 = -\frac{27\lambda_3^3}{128\lambda_2^7} + \frac{3\lambda_4\lambda_3}{16\lambda_2^6} - \frac{\lambda_5}{32\lambda_2^5}, \quad I_6 = \frac{189\lambda_3^4}{512\lambda_2^9} - \frac{63\lambda_4\lambda_3^2}{128\lambda_2^8} + \frac{15\lambda_5\lambda_3}{128\lambda_2^7} + \frac{\lambda_4^2}{16\lambda_2^7} - \frac{\lambda_6}{64\lambda_2^6}. \quad (\text{A3})$$

We now briefly discuss the relevance of the terms that arise in the series in (44). The term proportional to I_n in this series is

$$I_n y^n N^{n\gamma - n + 1}. \quad (\text{A4})$$

In the limit $N \rightarrow \infty$ (with constant y), this term will approach infinity if $\gamma > (n - 1)/n$, or approach zero if $\gamma < (n - 1)/n$. Recalling Eq. (17), the two cases correspond to $\alpha > (n - 2)/(n - 1)$ and $\alpha < (n - 2)/(n - 1)$ respectively (as explained in the main text for the particular cases $n = 3, 4$). It follows that, for a given α , the result (44) is correct, up to corrections that are relatively small, if the series is truncated at

$$n_{\max} = \lfloor (2 - \alpha) / (1 - \alpha) \rfloor \quad (\text{A5})$$

where $\lfloor \dots \rfloor$ denotes the integer part. Thus, the larger α is (i.e., the closer it is to 1), the more terms should be taken in the series in (44). For $\alpha = 1/2$ and $\alpha = 3/4$, for which the correction terms are plotted in Fig. 4, Eq. (A5) yields $n_{\max} = 3$ and $n_{\max} = 5$, respectively (one must recall of course that the figure corresponds to the symmetric case (1) for which I_n vanishes for all odd n). However, as shown in the figure, at moderately large N , we observe that some corrections may still be relatively large (before eventually becoming negligible at $N \rightarrow \infty$), so for practical purposes it may be useful to take into account a few additional correction terms that are of higher order than n_{\max} , as we did, e.g., in Fig. 2.

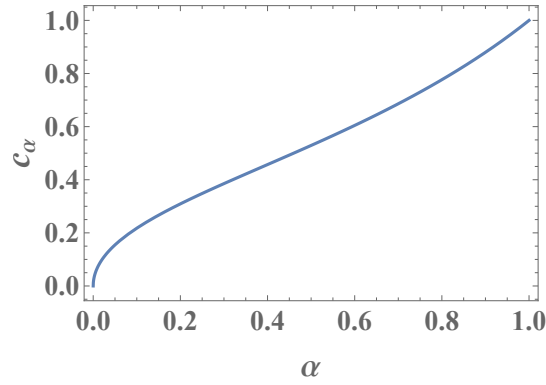


FIG. 5. The coefficient $c_\alpha = y_2(z_* = z_l)/y_c = 2(\alpha/2)^{1/(2-\alpha)}/(2-\alpha)$ as a function of α . As seen in the figure, $0 < c_\alpha < 1$ for all $0 < \alpha < 1$.

Appendix B SUPPLEMENTARY FIGURES

This appendix includes the supplementary Figs. 5, 6 and 7, which support the findings described in the main text.

-
- [1] V. V. Petrov, *Sums of independent random variables*, Springer (1975).
 - [2] D. Denisov, A. B. Dieker, V. Shneer, *Large deviations for random walks under sub-exponentiality: the big-jump domain*, *Ann. Probab.* **36** 1946 (2008).
 - [3] A. Vezzani, E. Barkai and R. Burioni, *Rare events in generalized Lévy Walks and the Big Jump principle*, *Sci. Rep.* **10**, 2732 (2020).
 - [4] G. Gradenigo, and S. N. Majumdar, *A First-Order Dynamical Transition in the displacement distribution of a Driven Run-and-Tumble Particle*, *J. Stat. Mech.* 053206 (2019).
 - [5] F. Mori, P. Le Doussal, S. N. Majumdar, and G. Schehr, *Condensation transition in the late-time position of a run-and-tumble particle*, *Phys. Rev. E* **103**, 062134 (2021).
 - [6] F. Mori, G. Gradenigo and S. N. Majumdar, *First-order condensation transition in the position distribution of a run-and-tumble particle in one dimension*, *J. Stat. Mech.* 103208 (2021).
 - [7] Y. Ashkenazy and N. R. Smith, *Data-driven analysis of annual rain distributions*, *Phys. Rev. Research* **6**, 023187 (2024).
 - [8] H. Touchette, *The large deviation approach to statistical mechanics*, *Phys. Rep.* **478**, 3 (2009).
 - [9] S. N. Majumdar and G. Schehr, *Large deviations*, ICTS Newsletter 2017 (Volume 3, Issue 2); arXiv:1711.07571.
 - [10] H. Touchette, *Introduction to dynamical large deviations of Markov processes*, *Physica A* **504**, 5 (2018).
 - [11] H. Cramér, *Sur un nouveau théorème limite dans la théorie des probabilités*, in: *Colloque consacré à la théorie des probabilités*, vol. 3, Hermann, Paris, pp. 2–23 (1938); H. Cramér and H. Touchette: *On a new limit theorem in probability theory (translation of ‘Sur un nouveau théorème limite dans la théorie des probabilités’)*, arXiv:1802.05988 (2018).
 - [12] V. P. Chistyakov, *A Theorem on Sums of Independent Positive Random Variables and Its Applications to Branching Random Processes*, *Theory of Probab. Appl.* **9** 640 (1964).
 - [13] S. N. Majumdar, S. Krishnamurthy and M. Barma, *Nonequilibrium Phase Transitions in Models of Aggregation, Adsorption, and Dissociation*, *Phys. Rev. Lett.* **81**, 3691 (1998).
 - [14] P. Bialas, L. Bogacz, Z. Burdacz, and D. Johnstone, *Finite size scaling of the balls in boxes model*, *Nucl Phys. B* **575**, 599 (2000).
 - [15] M. R. Evans and T. Hanney, *Nonequilibrium statistical mechanics of the zero-range process and related models*, *J. Phys. A Math. Gen.* **38**, R195 (2005).
 - [16] S. N. Majumdar, M. R. Evans and R. K. P. Zia, *Nature of Condensate in Mass Transport Models*, *Phys. Rev. Lett.* **94**, 180601 (2005).
 - [17] M. R. Evans, S. N. Majumdar and R. K. P. Zia, *Canonical analysis of condensation in factorized steady states*, *J. Stat. Phys.* **123**, 357 (2006).
 - [18] E. Bertin, and M. Clusel, *Generalized extreme value statistics and sum of correlated variables*, *J. Phys. A: Math. Theor.* **39**, 7607 (2006).
 - [19] J. Geluk, Q. Tang, *Asymptotic Tail Probabilities of Sums of Dependent Subexponential Random Variables*, *J. Theor. Probab.* **22**, 871 (2009).
 - [20] R. Burioni, L. Caniparoli, A. Vezzani, *Lévy walks and scaling in quenched disordered media*, *Phys. Rev. E* **81**, 060101(R) (2010).

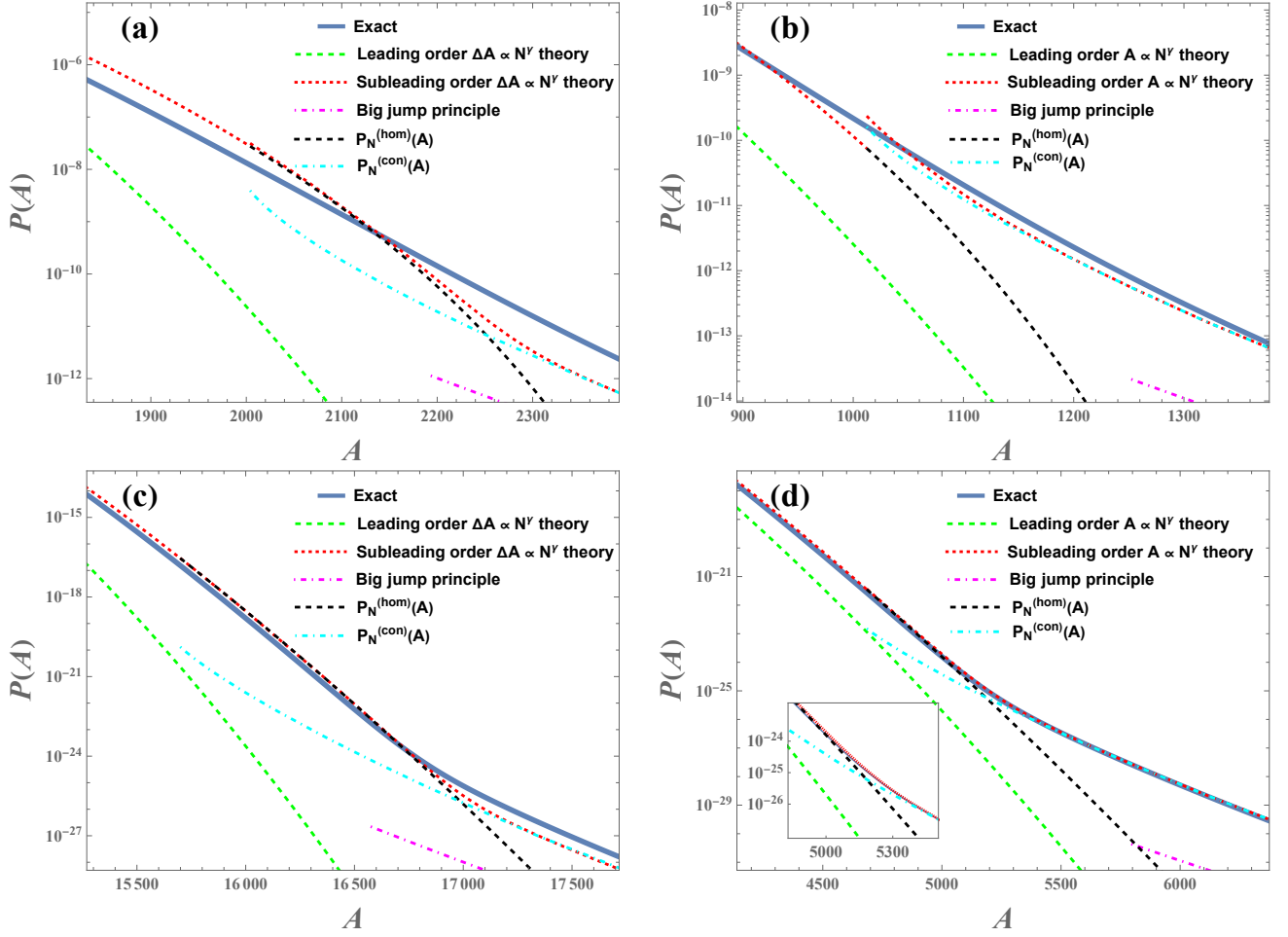


FIG. 6. (a) and (b): A zoom in of Fig. 2 on the transition regime (for $N = 201$). Also plotted are the individual contributions $P_N^{(\text{hom})}(A)$ and $P_N^{(\text{con})}(A)$ of the homogeneous and condensed scenarios at $y > y_m$, respectively, see Eq. (54) (at $y < y_m$, the contribution of the condensed scenario is neglected, so that only the homogeneous contribution remains). In (c) and (d), analogous plots are shown for a larger value of $N = 2001$. One can observe that overall, the agreement between the theoretical predictions and the exact (numerical) result improves as N is increased. In particular, for the symmetric case, one observes in (d) good agreement between Eq. (54) and the exact $P_N(A)$ in the regime where the contributions $P_N^{(\text{hom})}(A)$ and $P_N^{(\text{con})}(A)$ are of the same order of magnitude (see inset for an even closer zoom in on this regime). For the asymmetric case, even at $N = 2001$ the theory is not accurate enough to perform a similar test.

- [21] S. N. Majumdar, *Real-space Condensation in Stochastic Mass Transport Models*, Les Houches lecture notes for the summer school on “Exact Methods in Low-dimensional Statistical Physics and Quantum Computing” (Les Houches, July 2008), ed. by J. Jacobsen, S. Ouvry, V. Pasquier, D. Serban and L. F. Cugliandolo and published by the Oxford University Press (2010), arXiv:0904.4097.
- [22] F. Corberi and L. F. Cugliandolo, *Dynamic fluctuations in unfrustrated systems: random walks, scalar fields and the Kosterlitz–Thouless phase*, *J. Stat. Mech.* (2012) P11019.
- [23] S. Foss, D. Korshunov, S. Zachary, *An Introduction to Heavy Tailed and Subexponential Distributions*, Springer (2013).
- [24] R. Burioni, G. Gradenigo, A. Sarracino, A. Vezzani, A. Vulpiani, *Rare events and scaling properties in field-induced anomalous dynamics*, *J. Stat. Mech.* P09022 (2013).
- [25] R. Burioni, E. Ubaldi, A. Vezzani, *Superdiffusion and transport in two-dimensional systems with Lévy-like quenched disorder*, *Phys. Rev. E* **89**, 022135 (2014).
- [26] M. Zannetti, F. Corberi, and G. Gonnella, *Condensation of fluctuations in and out of equilibrium*, *Phys. Rev. E* **90**, 012143 (2014).
- [27] F. Corberi, *Large deviations, condensation and giant response in a statistical system*, *J. Phys. A: Math. Theor.* **48**, 465003 (2015).
- [28] A. Vezzani, E. Barkai, R. Burioni, *Single-big-jump principle in physical modeling*, *Phys. Rev. E* **100** 012108 (2019).
- [29] W. Wang, A. Vezzani, R. Burioni, E. Barkai, *Transport in disordered systems: the single big jump approach*, *Phys. Rev. Research* **1**, 033172 (2019).

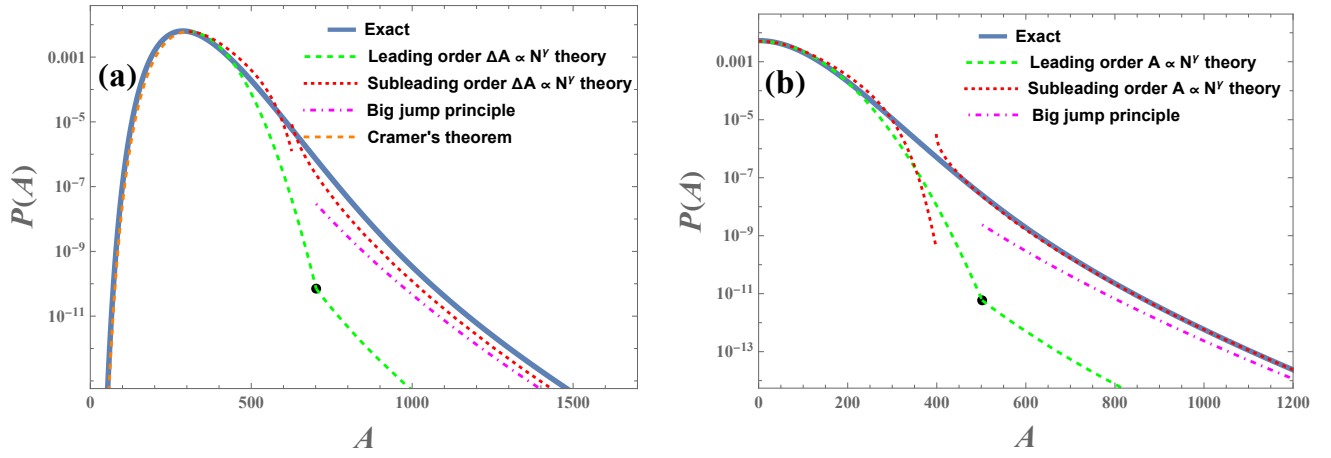


FIG. 7. Same as Fig. 2 but for $N = 51$. Here the theoretical predictions describe the exact distribution less successfully, especially in the transition regime.

- [30] A. Bassanoni, A. Vezzani, R. Burioni, *Rare Events in Extreme Value Statistics of Lévy Processes*, *Chaos* **34**, 083144 (2024).
- [31] A. Vezzani and R. Burioni, *Fast Rare Events in Exit Times Distributions of Jump Processes*, *Phys. Rev. Lett.* **132**, 187101 (2024).
- [32] O. Hamdi, S. Burov, E. Barkai, *Laplace's first law of errors applied to diffusive motion*, *Eur. Phys. J. B* **97**, 67 (2024).
- [33] A. Bassanoni, A. Vezzani, E. Barkai, R. Burioni, *Rare Events and Single Big Jump Effects in Ornstein-Uhlenbeck Processes*, *J. Stat. Mech.* (2025) 043201.
- [34] F. Brosset, T. Klein, A. Lagnoux, and P. Petit, *Probabilistic proofs of large deviation results for sums of semierponential random variables and explicit rate function at the transition*, arXiv preprint: arXiv:2007.08164
- [35] G. Gradenigo, S. Iubini, R. Livi, and S. N. Majumdar, *Localization transition in the discrete nonlinear Schrödinger equation: ensembles inequivalence and negative temperatures*, *J. Stat. Mech.* 023201 (2021).
- [36] G. Gradenigo, S. Iubini, R. Livi, and S. N. Majumdar, *Condensation transition and ensemble inequivalence in the discrete nonlinear Schrödinger equation*, *Eur. Phys. J. E* **44**, 29 (2021).
- [37] S. Iubini and A. Politi, *Effective Grand Canonical Description of Condensation in Negative-Temperature Regimes*, *Phys. Rev. Lett.* **134**, 097102 (2025).
- [38] F. Y. Edgeworth, in *Cambridge Philos. Trans.*, Vol. 20 (1905).
- [39] F. Y. Edgeworth, *J. R. Stat. Soc.* (1906), <https://www.jstor.org/stable/2339343>.
- [40] M. G. Kendall et al., *The advanced theory of statistics*. Vols. 1., Ed. 4 (Charles Griffin and Co., Ltd., 42 Drury Lane, London, 1948).
- [41] https://en.wikipedia.org/wiki/Edgeworth_series
- [42] H. Touchette, *Legendre-Fenchel transforms in a nutshell*, <https://appliedmaths.sun.ac.za/~htouchette/archive/notes/lfth2.pdf>.
- [43] <https://en.wikipedia.org/wiki/Cumulant>
- [44] C. Nadal, S. N. Majumdar, and M. Vergassola, *Phase Transitions in the Distribution of Bipartite Entanglement of a Random Pure State*, *Phys. Rev. Lett.* **104**, 110501 (2010); *Statistical distribution of quantum entanglement for a random bipartite state*, *J. Stat. Phys.* **142**, 403 (2011).
- [45] A. Valov, B. Meerson, P. V. Sasorov, *Large deviations and phase transitions in spectral linear statistics of Gaussian random matrices*, *J. Phys. A: Math. Theor.* **57** 065001 (2024).
- [46] D. Nickelsen and H. Touchette, *Anomalous Scaling of Dynamical Large Deviations*, *Phys. Rev. Lett.* **121**, 090602 (2018).
- [47] F. den Hollander, S.N. Majumdar, J. M. Meylahn, and H. Touchette, *Properties of additive functionals of Brownian motion with resetting*, *J. Phys. A: Math. Theor.* **52**, 175001 (2019).
- [48] B. Meerson, *Anomalous scaling of dynamical large deviations of stationary Gaussian processes*, *Phys. Rev. E* **100**, 042135 (2019).
- [49] J. du Buisson and H. Touchette, *Dynamical large deviations of reflected diffusions*, *Phys. Rev. E* **102**, 012148 (2020).
- [50] N. R. Smith, *Anomalous scaling and first-order dynamical phase transition in large deviations of the Ornstein-Uhlenbeck process*, *Phys. Rev. E* **105**, 014120 (2022).
- [51] N. R. Smith, S. N. Majumdar, *Condensation transition in large deviations of self-similar Gaussian processes with stochastic resetting*, *J. Stat. Mech.* (2022) 053212.
- [52] D. Nickelsen, H. Touchette, *Noise correction of large deviations with anomalous scaling*, *Phys. Rev. E* **105**, 064102 (2022).
- [53] N. R. Smith, *Anomalous scalings of fluctuations of the area swept by a Brownian particle trapped in a $|x|$ potential*, *Physica A* **650**, 129987 (2024).
- [54] G. Ferré, *Heavy tailed large deviations for time averages of diffusions: the Ornstein-Uhlenbeck case*, arXiv:2402.16992

- [55] A. Valov and B. Meerson, *Dynamical large deviations of the fractional Ornstein-Uhlenbeck process*, [*J. Phys. A: Math. Theor.* **58**, 095002 \(2025\)](#).
- [56] N. R. Smith, *Large deviations in chaotic systems: Exact results and dynamical phase transition*, [*Phys. Rev. E* **106**, L042202 \(2022\)](#).
- [57] R. Gutiérrez, A. Canella-Ortiz, C. Pérez-Espigares, *Finding the effective dynamics to make rare events typical in chaotic maps*, [*Phys. Rev. Lett.* **131**, 227201 \(2023\)](#).
- [58] C. Monthus, *Large deviations and conditioning for chaotic non-invertible deterministic maps: analysis via the forward deterministic dynamics and the backward stochastic dynamics*, [*J. Stat. Mech.* \(2024\) 013208](#).
- [59] D. Lippolis, *Thermodynamics of chaotic relaxation processes*, [*Phys. Rev. E* **110**, 024215 \(2024\)](#).
- [60] C. Monthus, *Explicit dynamical properties of the Pelikan random map in the chaotic region and at the intermittent critical point towards the non-chaotic region*, [*J. Stat. Mech.* \(2025\) 013212](#).
- [61] L. Defaveri, N. R. Smith, *Remarkable universalities in distributions of dynamical observables in chaotic systems*, [arXiv:2505.09225](#).
- [62] N. R. Smith, *Optimal finite-differences discretization for the diffusion equation from the perspective of large-deviation theory*, [*J. Stat. Mech.* \(2024\) 043201](#).