

A General Solution for Network Models with Pairwise Edge Coupling

Alessio Catanzaro

Networks Unit, IMT School for Advanced Studies Lucca, Italy

Lorentz Institute for Theoretical Physics,

Leiden University, the Netherlands and

Università di Palermo, Italy

Subodh Patil

Lorentz Institute for Theoretical Physics,

Leiden University, the Netherlands

Diego Garlaschelli

Networks Unit, IMT School for Advanced Studies Lucca, Italy and

Lorentz Institute for Theoretical Physics,

Leiden University, the Netherlands

(Dated: March 28, 2025)

Abstract

Network Models with couplings between link pairs are the simplest models for a class of networks with Higher Order interactions. In this paper we give an analytic, general solution to this family of Random Graph Models extending previous results obtained for specific interaction structures. We use the Hubbard-Stratonovich transform to show that such higher order models can be decoupled into families of effectively separable random graph models, which might be enhanced with auxiliary, possibly multi-valued, parameters identifying the thermodynamical phase of the system. Moreover, given the diagonalizability of couplings between links, we carry out the full computation of the partition functions and discuss why in some cases they can effectively reduce to the one for the Mean-Field case.

CONTENTS

I. Introduction	3
II. Solution to II order Random Network	4
A. Evaluation of the partition function	6
B. Effective Separability of the partition function	7
C. Phase structure	8
III. II order interacting models	9
A. RNM with Homogeneous interactions	9
1. Phase coexistence	10
B. Heterogeneous rank-one interaction	14
1. Heterogeneity as a low temperature phenomenon	14
C. Community-Induced Interactions	16
1. A crowded phase space	17
D. Node-mediated interaction	19
1. The Johnson graph	19
2. The large N limit	22
IV. On the Mean Field Approximation and Phase Structure	23

V. Final Remarks	25
Acknowledgments	26
A. Representation of a function of link variables	27
B. Setting up the Hamiltonian	29
C. Partition function evaluation	31
D. Separability of the partition function	32
E. Laplace Saddle Point evaluation	34
F. A basis for the community structure induced coupling	36
G. Johnson Graph Diagonalization	39
1. Orthogonalization of the basis	40
H. Ising Model Mapping	41
References	43

I. INTRODUCTION

Complex system science is heavily reliant on networks to model a multitude of systems. Random networks are among the most used tools to encode both the random nature of such objects as well as their evident heterogeneity. A statistical mechanics approach to random networks has been widely used by the network science community in the last 20 years [1][2][3][4]. Yet a fundamental hurdle in the modelling of such systems with the aforementioned approaches is that few among the innumerable conceivable models of random networks can be solved, let alone exactly.

First order networks are easily solved, as the Hamiltonian describing them has only link specific parameters, which gives rise to a separable partition function and hence independent, links-specific probabilities. Regretfully when couplings between links are introduced one has often to resort to either trivial models, or to be satisfied with approximated solutions only.

The purpose of this paper is to partially cover this knowledge gap by showing how a general solution for any second order unweighted, undirected random network can be written in an exact way, and to solve for some cases of interest by showing some non-trivial behaviour.

Our approach relies on the implementation of the multidimensional Hubbard Stratonovich transform to account for any coupling structure between links that will imply an effectively independent description of links, conditional on a given order parameter that can be treated as a random variable. Our solution pipeline also extends some results already found in the literature in order to put them under a single umbrella of explicative framework.

The paper is organized as follows: in section II we introduce the techniques to solve the general problem, the pipelines to compute the partition function and write the single link probability function in an exact, although not explicit, manner. In section III we show how the machinery works for some cases of second order Random Network Models to give meaning to our formulae, and we give explicit solutions for a few models of interest. Some models for which we solve were actually already found in the literature, but as stand-alone works and without the general, explicative framework we provide. Moreover, in the case of the model of III D, we provide a connection between the model already analyzed in [5][6] to the field of Coding Theory. Finally in section IV we comment on how to give a rule of thumb to determine the possible phase structure of the models at stake and if the mean field approximation can give a satisfying picture of the whole phase space.

All the derivations of the formulae we show are given in a nutshell in their respective section, while the thorough computations are moved to the appendices for the sake of readability.

II. SOLUTION TO II ORDER RANDOM NETWORK

A Random Network Model (RNM) is a probability law $P(A)$ for the realizations of the adjacency matrix A of a network. We choose to deal with unweighted, undirected networks so that A is symmetric and its entries can be either 0 or 1. This latter fact implies the fundamental relation

$$A_{ij} = A_{ij}^m \quad \forall m \quad (1)$$

that simplifies enormously the computations that follow along the entire paper. For

instance, we can use relation (1) to show that we can represent the probability function describing the model in the exponential form

$$P(A) = \frac{e^{-H(A)}}{Z} \quad Z = \sum_{\{A\}} e^{-H(A)} \quad (2)$$

where the Hamiltonian is in the form to eventually enforce constraints

$$H(A) = - \sum_l \theta_l f_l(A). \quad (3)$$

If one desires to enforce the full ERG formalism [1][2][3][4], then has to add the constraint equations such that

$$\sum_{\{A\}} f_l(A) P(A) = f_l^* \quad \forall l, \quad (4)$$

where f_l^* is the ‘target’ expected value of the property f_l , which can be interpreted in two ways. The first interpretation is to take f_l^* as the empirical value $f_l^* = f_l(A^*)$ from a real observed matrix A^* . A second interpretation is one where the parameter space of the model is explored exhaustively and f_l^* is the expected value of the property over the ensemble implied by the chosen parameters. We will follow this latter interpretation throughout this work.

Moreover, again making use of relation (1) the Hamiltonian function can always be written as a multilinear function of the adjacency matrix elements, in the form

$$H(A) = -h^{(0)} - \theta_1 \sum_{i,j} h_{ij}^{(1)} A_{ij} - \theta_2 \sum_{i,j,k,l} h_{ijkl}^{(2)} A_{ij} A_{kl} \quad (5)$$

$$- \theta_3 \sum_{i,j,k,l,m,n} h_{ijklmn}^{(3)} A_{ij} A_{kl} A_{mn} - \dots \quad (6)$$

The above expansion is analogous to similar computations performed in the context of QFT for Grassmannian variables [7], where the relation (1) is replaced by the anticommuting relation. All these claims are proven in appendix A.

In the non-interacting case, where $\theta_2 = \theta_3 = \dots = 0$ in the Hamiltonian (5), the probability for the single link is easily solved as a result of the separation of the overall probability, which reduces to the Bernoulli form

$$P(A) = \frac{e^{h^{(0)}}}{Z} \prod_{i < j} e^{\theta_1 h_{ij}^{(1)} A_{ij}} = \prod_{i < j} \left(\frac{p_{ij}}{1 - p_{ij}} \right)^{A_{ij}} (1 - p_{ij}) = \prod_{i < j} p_{ij}^{A_{ij}} (1 - p_{ij})^{1 - A_{ij}} \quad (7)$$

where $p_{ij} = \frac{e^{\theta_1 h_{ij}^{(1)}}}{1 + e^{\theta_1 h_{ij}^{(1)}}}$ and $\frac{e^{h^{(0)}}}{Z} = \prod_{i < j} (1 - p_{ij})^{-1}$. In this case Z as well is separable and becomes

$$Z = \prod_{i < j} z_{ij} = \prod_{i < j} \sum_{A_{ij}=0,1} e^{\theta_1 h_{ij}^{(1)} A_{ij}}. \quad (8)$$

According to the specific functional form of $h_{ij}^{(1)}$ one can retrieve several specific models, including Erdős-Renyi, when $h_{ij}^{(1)} = h^{(1)}$; the Configuration Model, in which $h_{ij}^{(1)} = h_i^{(1)} + h_j^{(1)}$ and Stochastic Block Model, when $h_{ij}^{(1)}$ assumes the right block structure so that we can rewrite the Hamiltonian as $H(A) = -\sum_{p,q} \epsilon_{pq} \sum_{i \in p, j \in q} A_{ij}$ where p and q are the labels of the different communities the network is partitioned into.

The purpose of this paper is to show how a solution to the second order approximation of a model defined by the Hamiltonian (5) can be found in general.

A. Evaluation of the partition function

Our task is to compute the partition function or equivalently the single link probability function of the model at stake. For the sake of computations, we first vectorize the linear part of the Hamiltonian, so that instead of having an adjacency matrix for both the link entry and the local parameter, we end up with a list of links and their respective parameters, going from 1 to $V = \frac{N(N-1)}{2}$. We can then express the tensor that is involved in the quadratic form of (5) as a matrix. We display the thorough derivation in appendix B, to show a compact way to represent this Harmonic Oscillator of RNMs is with the Hamiltonian

$$H(A) = -\langle A | \epsilon \rangle - \frac{1}{2V} \langle A | \beta | A \rangle \quad (9)$$

where β is the interaction matrix in which all the coupling between links is encoded, and V is the total number of possible links. Note also that the local parameter is $\epsilon_{ij} = \theta_1 h_{ij}^{(1)} + \frac{\beta_{ijij}}{2V}$, clearly reducing to $h_{ij}^{(1)}$ in the large N limit.

This matrix is symmetric by construction, as it is the coupling matrix between the links. Hence, it can be diagonalized via the spectral theorem with a nice basis of orthonormal eigenvectors

$$\beta = \sum_{k=1}^r \lambda_k |\omega_k\rangle \langle \omega_k| \quad (10)$$

where r is the rank of the interaction. The Hamiltonian then can be decoupled in the sum over the eigenmodes of the interaction and exponentiated. Then it is in a form by which all the squares arising from the product of the eigenvectors with the configurations can be decoupled with Hubbard Stratonovich transform. The last step is to integrate over the configurations which are now decoupled so to get the Partition function of the system

$$Z = \prod_{k=1}^r \left[\sqrt{\frac{1}{2\pi}} \int dx_k e^{-\frac{x_k^2}{2}} \prod_{i<j} \left[1 + e^{x_k \sqrt{\frac{\lambda_k}{V}} (\omega_k)_{ij} + \frac{\epsilon_{ij}}{r}} \right] \right] \quad (11)$$

The appearance of the x_k variables is the key ingredient of the Hubbard-Stratonovich transform, and we will see how they allow us to rewrite the Partition Function in an effectively separable form, conditionally on the values that the auxiliary variable take.

This last equation is one of the central results of this paper, as will be employed in the actual computations of the models in the following sections. The thorough derivation is left in the appendix C for the sake of readability.

B. Effective Separability of the partition function

We know from general Statistical Mechanics theory that the model defined by (9) might undergo phase transitions, with a phase structure dictated by the structure of the interaction matrix β . In the Hubbard-Stratonovich approach, the multiplicity of the possible phases of the model can be encoded in the vector of values (x_1^*, x_2^*, \dots) where each x_k^* can be either 0 or multi-valued depending on the other parameters of the model. Conditionally on the values of (x_1^*, x_2^*, \dots) , the model can be rewritten in an effectively noninteracting form where the full partition function (11) can be factorized (see appendix D) as

$$Z(x_1^*, x_2^*, \dots) = \prod_{i<j} z_{ij}^{\text{eff}}(x_1^*, x_2^*, \dots) \quad (12)$$

where

$$z_{ij}^{\text{eff}}(x_1^*, x_2^*, \dots) = 1 + e^{\epsilon_{ij}} \prod_{k=1}^r e^{x_k^* \sqrt{\frac{\lambda_k}{V}} (\omega_k)_{ij}} \quad (13)$$

$$= 1 + e^{\epsilon_{ij} + \sum_{k=1}^r x_k^* \sqrt{\frac{\lambda_k}{V}} (\omega_k)_{ij}} \quad (14)$$

in which the contribution of each link has been isolated. The last expression is equivalent to that corresponding to a modified, non-interacting ($\beta = 0$) version of the Hamiltonian in eq.(9), i.e.

$$H(A|x_1^*, x_2^*, \dots) = -\langle A | \epsilon'(x_1^*, x_2^*, \dots) \rangle \quad (15)$$

where we have introduced the modified parameters

$$|\epsilon'(x_1^*, x_2^*, \dots)\rangle = |\epsilon\rangle + \sum_{k=1}^r x_k^* \sqrt{\frac{\lambda_k}{V}} |\omega_k\rangle. \quad (16)$$

From this, it is easy to write the single link probability in terms of the model parameters, complemented with the new one coming out of the decoupling via the HS transform.

$$p_{ij}^{\text{eff}} = \frac{e^{\epsilon_{ij} + \sum_{k=1}^r x_k^* \sqrt{\frac{\lambda_k}{V}} (\omega_k)_{ij}}}{1 + e^{\epsilon_{ij} + \sum_{k=1}^r x_k^* \sqrt{\frac{\lambda_k}{V}} (\omega_k)_{ij}}} \quad (17)$$

for the link probability expression. Formulae (14) and (17), together with equation (11) are the core results of this paper.

C. Phase structure

The price to pay to have an effectively separable partition function is that a phase structure emerges. In our case we encode this behaviour in the parameter x_k^* . As it is shown in the derivation in appendix D, this parameter is global and depends only on the eigenmodes of the interaction and the local parameters ϵ_{ij} . It always has a certain value, but it can split to other values (found numerically) when the parameters of the model are such that a phase transition occurs. A scheme of what happens is shown in figure 1.

In the cases in which the parameter splits, the actual value of the link probability changes, hence identifying different phases (possibly denser or sparser). When drawing a realization of the ensemble, one has to keep in mind that also the various values of x_k^* come each with its own probability and can be computed as we show in section III A 1.

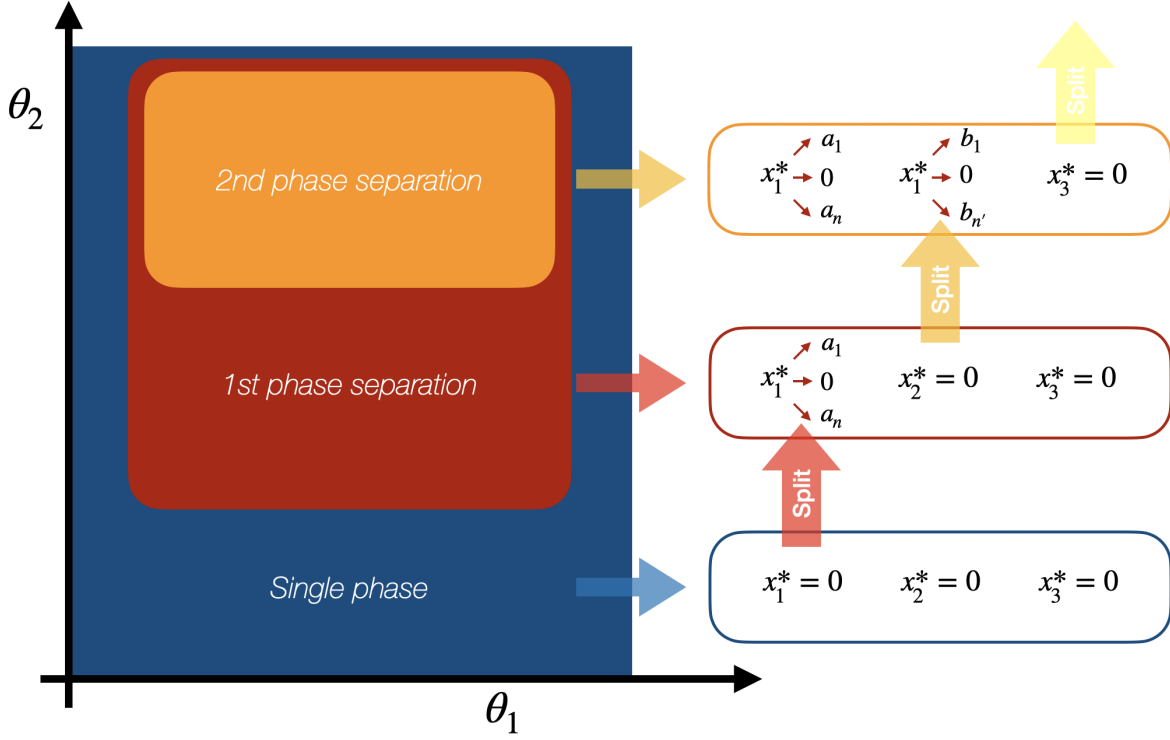


FIG. 1. A schematic representation of the phase diagram of a II order RNM and the parameter x_k^* . Firstly one has to look if the region of the parameter space whom is looking at may be of single phase or with phase separation. This can be done by actually computing the partition function but in general is done by looking at the multiplicity of solutions of the equation defined by putting formula (D7) equal to zero.

III. II ORDER INTERACTING MODELS

We will now show how equations (11), (14) and (17) can be used to actually solve some II order RNMs. We will start with a very simple, homogeneous one to use as a lamppost for the general behaviour and explore more complex models going on.

A. RNM with Homogeneous interactions

We start with the Hamiltonian in the form

$$H(A) = -\langle A|\epsilon\rangle - \frac{1}{2V} \langle A|\beta|A\rangle \quad \text{with } \beta = \theta |1\rangle \langle 1|, \quad (18)$$

so that every link interacts with any other link in the same way. The eigenvalues of β are all 0 except for the eigenvalue $\lambda = V\theta$. The corresponding eigenvector is also easy to find as it is just $|\omega\rangle = \frac{|1\rangle}{\sqrt{V}}$. Moreover we set ourselves in the homogeneous field case $\epsilon_a = \epsilon$. The partition function then becomes easy to compute explicitly in the large N limit, as in traditional calculations using the Hubbard-Stratonovich transform. From equation (11) we have

$$z_a^{\text{eff}} = \lim_{V \rightarrow \infty} \left[\sqrt{\frac{1}{2\pi}} \int dx e^{-\frac{x^2}{2}} \left[1 + e^{x\sqrt{\frac{\lambda}{V} + \epsilon}} \right]^V \right]^{\frac{1}{V}} \quad (19)$$

$$= \lim_{V \rightarrow \infty} \left[\sqrt{\frac{V}{2\pi}} \int dy \left[e^{-\frac{y^2}{2}} \left(1 + e^{y\sqrt{\theta} + \epsilon} \right) \right]^V \right]^{\frac{1}{V}} \quad (20)$$

$$= \max_{-\infty \leq y \leq \infty} \left\{ e^{-\frac{y^2}{2}} (1 + e^{y\sqrt{\theta} + \epsilon}) \right\} \quad (21)$$

where the substitution $x = y\sqrt{V}$ has been made in the second row. The last step comes from a Laplace saddle point evaluation which is thoroughly shown in appendix E.

To evaluate the z^{eff} in the large limit we need to see where its derivative vanishes and its second derivative is negative, which can be done graphically and is shown in figure 2. We can see that for $\theta \geq 4$ there is a range of ϵ for which the partition function has more than one maximum. Indeed, in the parameter space we can locate a whole region in which the maxima are two and hence there are two possible values of the link probability. This is shown in figure 3.

1. Phase coexistence

In figure 4 we can see the effective link probability for two slices of the phase diagram, one across the single phase region (red, $\epsilon = -4$) and another one across the single phase, then a bifurcation point, then again single phase (blue, $\theta = -1$). The key ingredients for the analysis of this simple, interacting model are now in place. The single link probability $p_{\text{eff}} = 1 - \frac{1}{z}$ is the probability by which links are assigned, yet we know that z can have two different values that will lead to two different phases. From figure 4 it is clear that when $\theta \gg 4$ and $\theta < 4$ only one phase is present, the sparse one and the dense one respectively, while in the regime in which $\theta \gtrsim 4$ the two phases coexist.

This behavior can be effectively described by the scheme in which, every time a realization

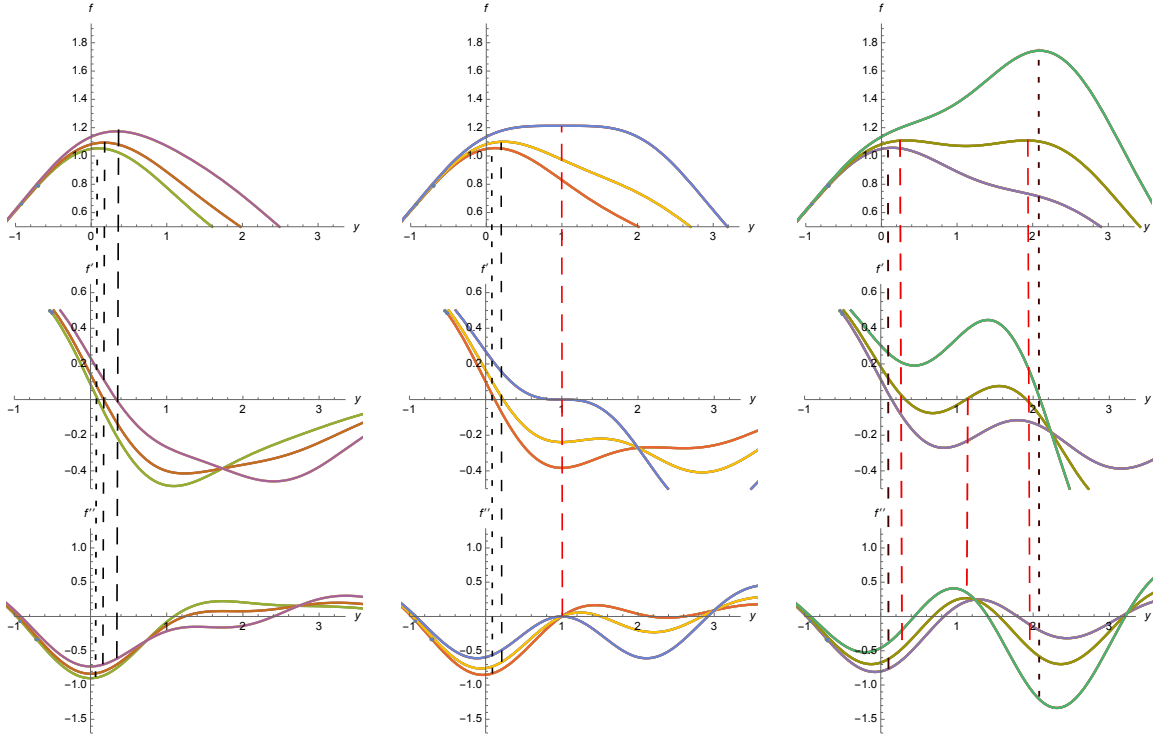


FIG. 2. Plots of the function z^{eff} for different values of ϵ, θ . From top to bottom we plot z^{eff} , its first and second derivative to locate the maxima and show that there is a regime in which 2 maxima are present. The parameter ϵ always takes the values $-3, -2.5, -2$, while θ is, from left to right 3, 4, 5 respectively.

of the networks has to be generated, a coin is tossed. This coin determines if the realization will be a dense or a sparse one, *i.e.* this first coin toss chooses the coin that will be tossed for each link in the realization. Then, when another realization has to be generated, this phase coin is tossed again and so on. For each instance of the network there will be one previous coin toss that will determine its phase.

The relative abundance of the two phases (and hence the weights of the phase coin) can be computed in the large V limit by plugging the respective values of p in the formula for the overall $P(A)$. For instance, for the dense phase in which the probability assumes the higher value $p_d \equiv \max \{p^{\text{eff}}\}$

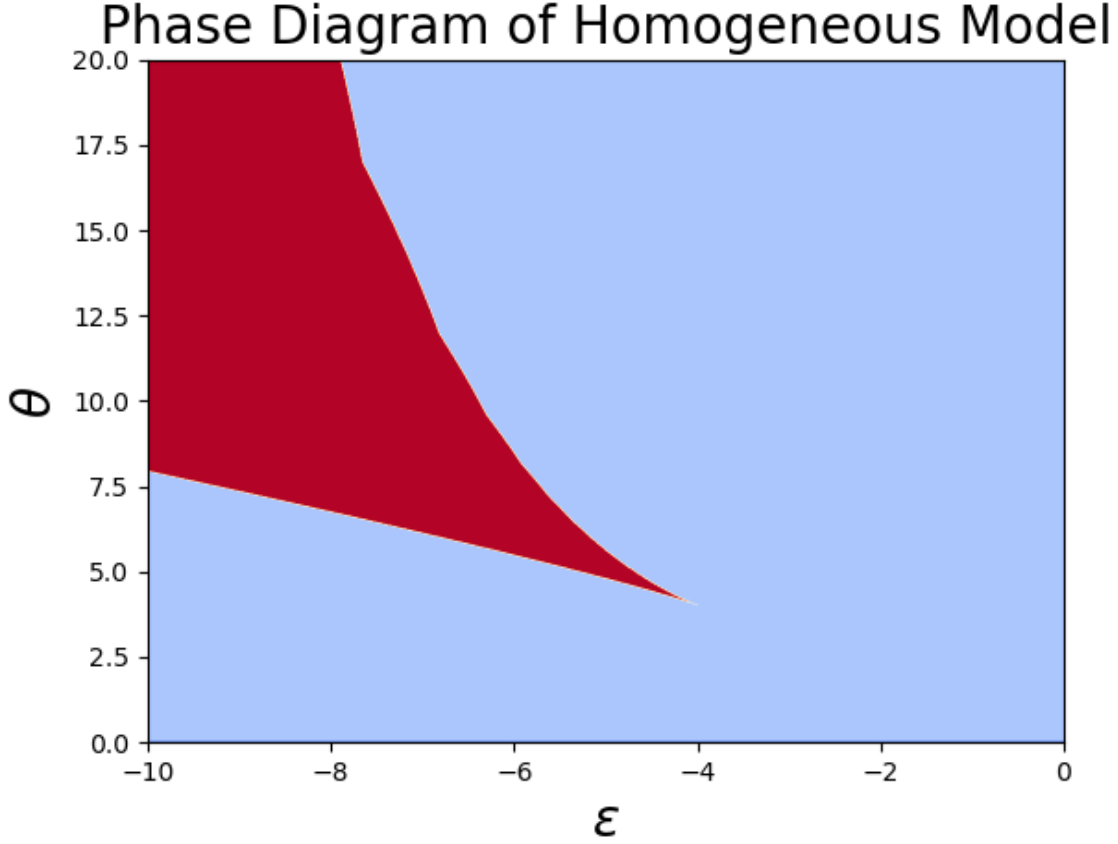


FIG. 3. Phase diagram for the system. The blue region corresponds to the place where there is only one maximum, hence only one link probability. In the red region the maxima of equation (21) are two and the link probabilities as well.

$$P \left\{ \sum_{i < j} A_{ij} = V p_d \right\} \propto \binom{V}{V \frac{1+p_d}{2}} e^{\epsilon V p_d + \frac{\theta}{2} V p_d^2} \\ \simeq \exp \left\{ V \left[\epsilon p_d + \frac{\theta}{2} p_d^2 + \frac{1-p_d}{2} \ln \frac{2}{1-p_d} + \frac{1+p_d}{2} \ln \frac{2}{1+p_d} \right] \right\} \quad (22)$$

and for the sparse phase the same with p_d replaced with $p_s \equiv \min \{p^{\text{eff}}\}$, and the exact proportionality constant is immediately computed by imposing

$$P \left\{ \sum_{i < j} A_{ij} = V p_d \right\} + P \left\{ \sum_{i < j} A_{ij} = V p_s \right\} = 1. \quad (23)$$

Finally, we can write the original probability in the effective, non-interacting form as

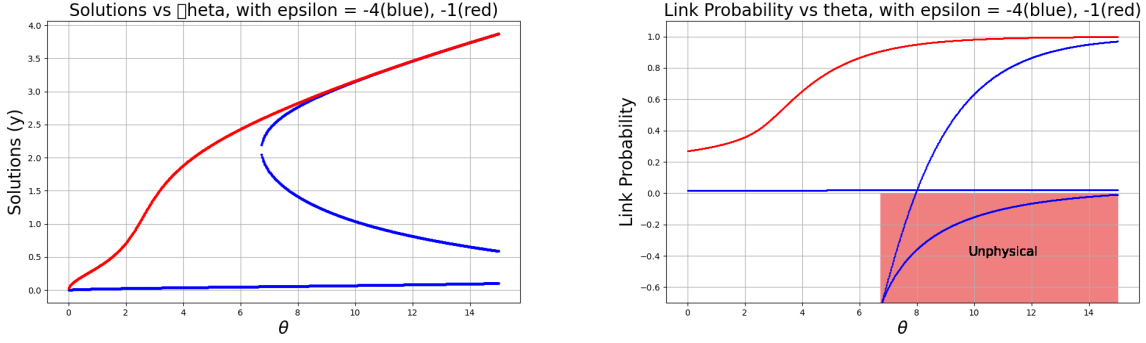


FIG. 4. Possible solutions of equating to zero the derivative of 21 and effective link probability vs θ from 0 to 15 with $\epsilon = -4$ (blue) and $\theta = -1$ (red).

$$P(A) = \prod_{i < j} p_d^{A_{ij}} (1 - p_d)^{1 - A_{ij}} P \left\{ \sum_{i < j} A_{ij} = V p_d \right\} + \prod_{i < j} p_s^{A_{ij}} (1 - p_s)^{1 - A_{ij}} P \left\{ \sum_{i < j} A_{ij} = V p_s \right\} \quad (24)$$

so that we see the model can be effectively decoupled into two different, effectively independent homogeneous models, conditional on the probability that one of the two phases is realized.

Before moving to more complicated versions of II order RNM, it is the right moment to discuss the relation between the models we are discussing and the Ising model. Indeed, the technique we are using to write the effective link probabilities are the same employed in the solution of the Annealed version of the Ising Model, for example in the Curie-Weiss solution where an all-to-all coupling is enforced. This class of models can be mapped into an Ising Model by replacing the link 0/1 variable with a spin one $\sigma = 2A - 1$, carefully keeping track of all the shifts in global and local term as we show in appendix H. We refer to the works [8][9][10] and related papers for a rigorous treatment of this class of problems. However we are interested in a slightly different setting, as the interaction matrix β for us is indeed a generalized network adjacency matrix on the space of links, but there is no real separation between critical temperature and geometry. As a matter of fact the critical value of the θ parameter we found is a mixture of degree of the underlying regular annealed graph (the eigenvalue) with the critical temperature itself.

B. Heterogeneous rank-one interaction

As a natural generalization of the previous homogeneous model, which was given as a lamppost to highlight the main features of the method at stake, we examine a slightly more complicated, heterogeneous 1-rank model. We will show that this interaction structure already gives rise to interesting phenomena that capture the power of the single-link probability representation found in equation (17). Let us consider a Hamiltonian with the general rank-one interaction matrix $\beta = \lambda |\omega\rangle \langle \omega|$

$$H(A) = - \sum_{i < j} \epsilon_{ij} A_{ij} - \frac{\lambda}{2V} \sum_{\substack{i < j \\ k < l}} \omega_{ij} \omega_{kl} A_{ij} A_{kl} \quad (25)$$

In this case, applying the general formula (17), the link probability would simply read

$$p_{ij} = \frac{e^{\epsilon_{ij} + x^* \sqrt{\frac{\lambda}{V}} \omega_{ij}}}{1 + e^{\epsilon_{ij} + x^* \sqrt{\frac{\lambda}{V}} \omega_{ij}}} \quad (26)$$

What we can already see is that, according to the value that x^* assumes, the model displays two different behaviors: the first one is the high temperature one ($x^* = 0$), in which local link variables are the ones that explain the whole system. The other regime is the one in which the parameter $x^* \neq 0$ and the interplay between local link parameters and the coupling structure comes into play.

1. Heterogeneity as a low temperature phenomenon

Let us assume then that the model is even simpler and the local variable $\epsilon_{ij} = \epsilon$ is constant. Then the possible values of p_{ij} are of two kinds: a constant/homogeneous one in the high temperature/non effectively interacting phase, and an heterogeneous value for the other phases, if any. This can be seen also from the effective Hamiltonian of this model reading

$$H(A, x^*) = - \langle A | \epsilon'(x^*) \rangle = \begin{cases} - \sum_{i < j} \epsilon A_{ij} & \text{for } x^* = 0 \\ - \sum_{i < j} \epsilon'_{ij} A_{ij} = - \sum_{i < j} \left(\epsilon + x^* \sqrt{\frac{\lambda}{V}} \omega_{ij} \right) A_{ij} & \text{when } x^* \neq 0 \end{cases} \quad (27)$$

In such a simple case already we see that the different phases describe very different models: one is a standard homogeneous Erdős-Renyi with probability given by $p = \frac{e^\epsilon}{1+e^\epsilon}$, and the other possible phases are those in which heterogeneity comes into place.

Moreover, the decomposition (10) can be read in two ways: if given a coupling structure one can decompose it in the spectral way, conversely one can constructively build interactions from scratch by assigning to local node variables latent parameters, that are silent in the high temperature phase but enhance the model when they activate. For example we can choose the interaction to be in such a way that $\omega_{ij} = \omega_i + \omega_j$. Then this reads as an effective Configuration Model in the low temperature phase as

$$p_{ij} = \frac{\phi_i \phi_j}{1 + \phi_i \phi_j} \quad (28)$$

where $\phi_i = e^{\epsilon'_i} \equiv e^{\frac{\epsilon}{2} + \sqrt{\frac{\lambda}{V}} \omega_i}$ and $\phi_j = e^{\epsilon'_j} \equiv e^{\frac{\epsilon}{2} + \sqrt{\frac{\lambda}{V}} \omega_j}$. The effective Hamiltonian will read indeed

$$H(A, x^*) = \begin{cases} -\sum_{i < j} \epsilon A_{ij} & \text{for } x^* = 0 \\ -\sum_{i < j} (\epsilon'_i + \epsilon'_j) A_{ij} & \text{when } x^* \neq 0 \end{cases} \quad (29)$$

If we bring back the heterogeneity in the ϵ_{ij} parameter as well, assuming the same node-specific separation $\epsilon_{ij} = \epsilon_i + \epsilon_j$ we will have a family of Configuration Models, described by the probability

$$p_{ij} = \frac{\phi_i \phi_j}{1 + \phi_i \phi_j} \quad (30)$$

where $\phi_i = e^{\epsilon'_i} \equiv e^{\epsilon_i + \sqrt{\frac{\lambda}{V}} x^* \omega_i}$. In this case too the Hamiltonian will assume the familiar form

$$H(A, x^*) = \begin{cases} -\sum_{p < q} \epsilon_{pq} \sum_{i \in p, j \in q} A_{ij} & \text{for } x^* = 0 \\ -\sum_{i < j} (\epsilon'_i + \epsilon'_j) A_{ij} & \text{when } x^* \neq 0 \end{cases} \quad (31)$$

In all this cases the low rank coupling structure we add is the responsible for the heterogeneity of the resulting model in the low temperature phase. Perhaps the case of greatest relevance is then when a community structure is enforced in the likes of a Stochastic Block Model for the ϵ parameter, and such low rank structure is kept for the coupling. If we keep the same separation of ω the Hamiltonian will be assuming the form

$$H(A, x^*) = \begin{cases} -\sum_{p < q} \epsilon_{pq} \sum_{i \in p, j \in q} A_{ij} & \text{for } x^* = 0 \\ -\sum_{p < q} \sum_{i \in p, j \in q} \left[\epsilon_{pq} + x^* \sqrt{\frac{\lambda}{V}} (\omega_i + \omega_j) \right] A_{ij} & \text{when } x^* \neq 0 \end{cases} \quad (32)$$

which is a family of Stochastic Block Models that in the low temperature phases assumes the form of a Degree Corrected Stochastic Block Model.

A single rank interaction structure in the likes we analyzed in this section is clearly an ad hoc construction. In the following sections III C, III D we will study more plausible couplings between links and/or nodes. Yet what we wanted to highlight with this simple addition to first order models is that they can be enhanced at will, by repeating this construction to the desired interaction rank, under the same Hamiltonian structure. Then each different phase can be seen as a stand-alone first order model, with its own parameters. Hence seemingly different Network Ensembles can be recomprised under the umbrella of a single, interacting model. It is known that Network Models can increase at will the number of parameters to better replicate given data, yet in this case we show that nestedness of Random Network Models could be a consequence of the coupling structure the networks are endowed with, and not just stand-alone first order parameters.

C. Community-Induced Interactions

We now extend the complexity of the simple models we have solved to include interacting link communities. Such communities, involving link instead of nodes, can arise for different reasons and link community detection has been already a quite active field [11][12]. We will solve for a model in which link communities are induced by the nodes' ones, but the computations can be readily generalized to the desired case where communities are defined by some other property. Among the most used (simple) models in network theory there are the Stochastic Block Model (SBM) and Core-Periphery one (CP). They both posit the partition of nodes into communities, 2 in the CP case or more for the SBM. We want to show here that such partitions can induce quite naturally a coupling structure between links so that already a quite complex behaviour arises. The process to construct the coupling structure is the following:

- for simplicity, let us assume there are two communities of nodes, with N_1 and N_2 nodes in each;

- links between nodes of community 1 has a certain probability $\frac{e^{\epsilon_1}}{1+e^{\epsilon_1}}$, links between nodes of community 2 has a probability $\frac{e^{\epsilon_2}}{1+e^{\epsilon_2}}$ and links between the two communities has probability $\frac{e^{\epsilon_3}}{1+e^{\epsilon_3}}$; creating a block matrix of the form

$$\epsilon = \begin{pmatrix} \epsilon_1 \mathbf{1}_{N_1 \times N_1} & \epsilon_3 \mathbf{1}_{N_1 \times N_2} \\ \epsilon_3 \mathbf{1}_{N_2 \times N_1} & \epsilon_2 \mathbf{1}_{N_2 \times N_2} \end{pmatrix} \quad (33)$$

where $\mathbf{1}_{N \times M}$ is the all-ones rectangular $N \times M$ matrix;

- this community structure for the nodes induces a community structure for the links: the links between nodes of community 1, that are $V_1 = N_1(N_1 - 1)/2$, the links between nodes of community 2 that are $V_2 = N_2(N_2 - 1)/2$, and the links between nodes belonging to different communities that are $V_3 = N_1 N_2$;
- this will result in a 3×3 block structure of the interaction matrix, as if there was a SBM for three communities of links in the form

$$\beta = \begin{pmatrix} \beta_1 \mathbf{1}_{V_1 \times V_1} & \beta_{12} \mathbf{1}_{V_1 \times V_2} & \beta_{13} \mathbf{1}_{V_1 \times V_3} \\ \beta_{12} \mathbf{1}_{V_2 \times V_1} & \beta_2 \mathbf{1}_{V_2 \times V_2} & \beta_{23} \mathbf{1}_{V_2 \times V_3} \\ \beta_{13} \mathbf{1}_{V_3 \times V_1} & \beta_{23} \mathbf{1}_{V_3 \times V_2} & \beta_3 \mathbf{1}_{V_3 \times V_3} \end{pmatrix} \quad (34)$$

A scheme of how this community induced interaction is created is shown in figure 5.

This three by three matrix is the first example we can devise of phase space that has more than one region of phase coexistence, as indeed we will show that up to 27 phases can coexist.

1. A crowded phase space

The rank three interaction defined by matrix β can be again decomposed with a basis of orthonormal vectors.

In appendix F we compute also the single link partition function for each one of the three kind of links that the community structure induces. The first big difference from the homogeneous interacting model is that there is a mixture of the eigenmodes and the equations that define the maxima are not the very same partition functions. This means that there are three distinct maximization procedure, each one returning a parameter that

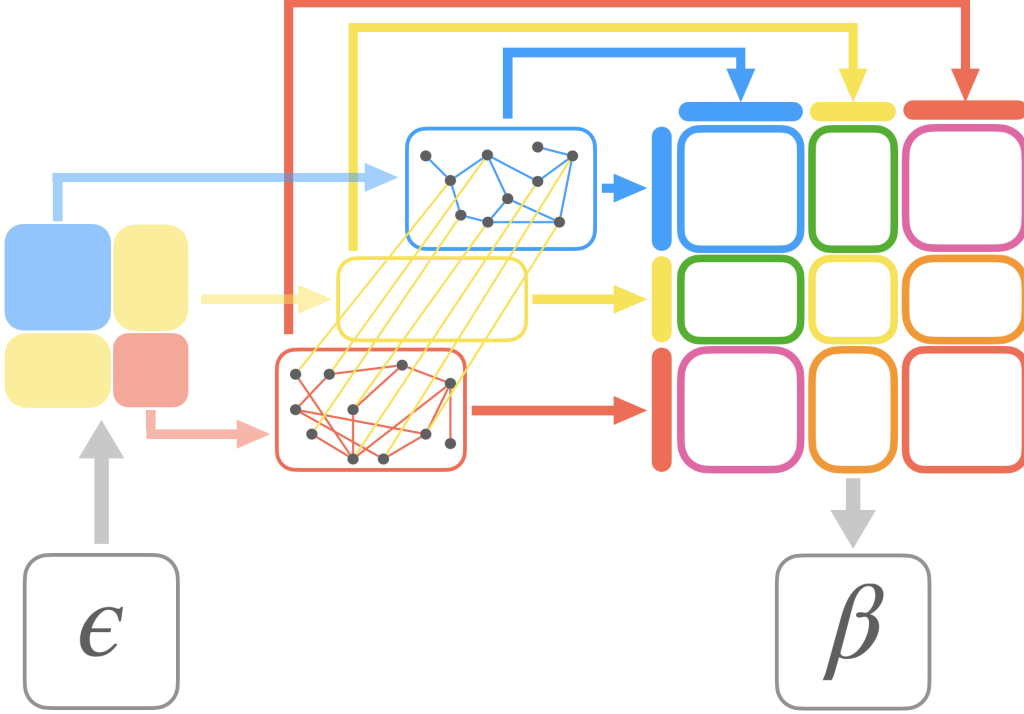


FIG. 5. A pictorial representation of how the coupling matrix is induced. The two nodes community structure allows for three values of link probability: in the first community (blue), in the second community (red), across the two communities (yellow). The possible interactions between these links are then blue/blue, blue/yellow (green), blue/red (purple), and so on.

can have multiple values, and then the link-specific partition function is a function of all three parameters, hence possibly multifurcating in many different values.

For links in the first community, for example, the partition function reads

$$z_1 = e^{-\frac{(y_1^*)^2}{2\alpha}} \left(1 + e^{y_1^* \sqrt{\frac{\lambda_1}{n_1}} (\omega_1)_1 + \frac{\epsilon_1}{3}} \right) \left(1 + e^{y_2^* \sqrt{\frac{\lambda_2}{n_2}} (\omega_2)_1 + \frac{\epsilon_1}{3}} \right) \left(1 + e^{y_3^* \sqrt{\frac{\lambda_3}{n_3}} (\omega_3)_1 + \frac{\epsilon_1}{3}} \right) \quad (35)$$

In figure 6 we show an instance of interaction matrix value for which there is a complete separation of phases. Each one of the modes of the interaction give rise to a three-partite split in the corresponding part of the partition function.

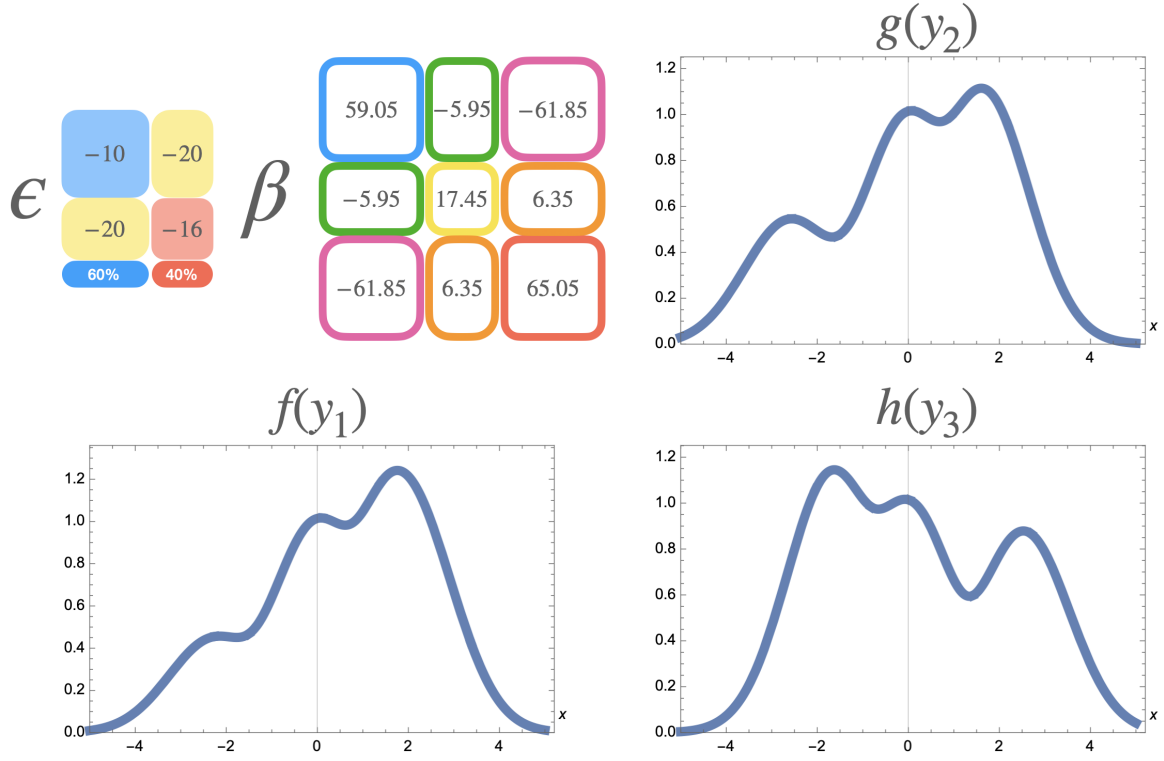


FIG. 6. Instance of a crowded phase space: each one of the functions defined in (F14), (F15), (F16) has multiple maxima, hence the each link probability has 27 possible values.

D. Node-mediated interaction

Up until now we considered models in which some kind of community structure was induced between links, and this fact was the responsible for the phase transition. Now we consider a new kind of interaction, in which links are correlated via nodes' property, namely links are correlated if they share one node in common. This structure is highly non-trivial and has been considered in the literature of ERGs as the Two Star model [6][5]. In the following we will solve it in a different fashion, making us of some results coming from algebraic coding theory. A scheme of how this interaction works is depicted in figure 7.

1. The Johnson graph

Again we assume that all ϵ are the same for simplicity, but note that once one has diagonalized the matrix of the couplings, formula (17) allows to write the solution of a

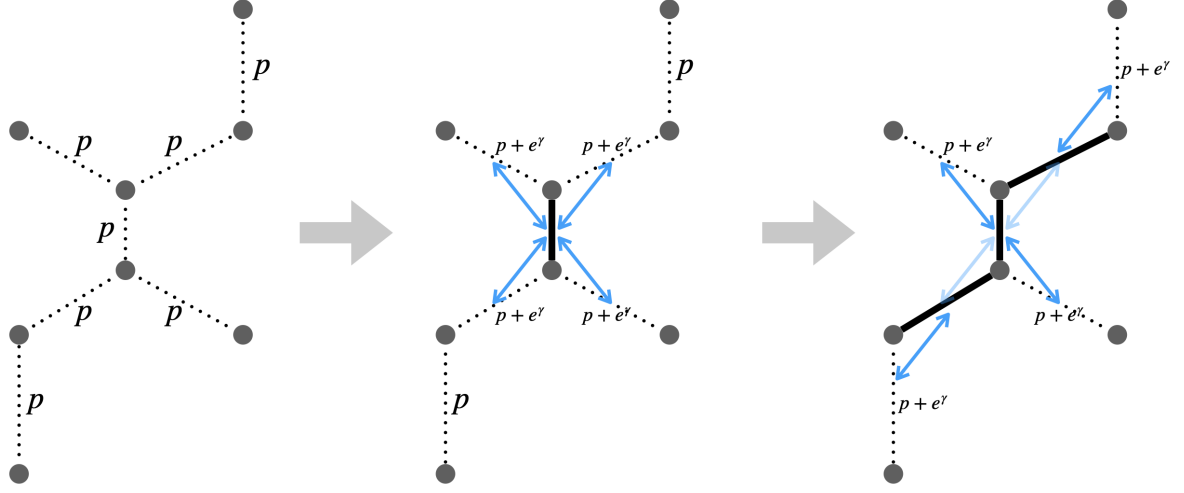


FIG. 7. A scheme of how the interaction is mediated by nodes. At first, any link has the same (low) probability p to exist. If one flips up and connects two nodes, then it start interacting with the sites of the links that share one node with that link. Then more links might be promoted and propagate the interaction with their node-neighbours.

two-star model with heterogeneous degrees. Let us concentrate on the matrix then. The interaction we want to implement is such that links are correlated if they share one node. This kind of interaction can mimic for instance traffic jam propagation, where link states represent congested/uncongested streets. Then the probability for a street a to be congested is increased if there is a congested street b that shares a crossroads with a . We can define β as follows

$$\beta_{ijkl} = \gamma \frac{V}{N} J_{(ij)(kl)} \quad (36)$$

where

$$J_{(ij)(kl)} = \begin{cases} 1 & \text{if } |(i, j) \cap (k, l)| = 1 \\ 0 & \text{otherwise.} \end{cases} \quad (37)$$

The above matrix is actually a known object in Algebraic Coding Theory, where it is known

as the adjacency matrix of the Johnson Graph $J(N, 2)$. The Johnson Graph $J(N, k)$ is a graph in which the nodes are the subsets of $\{1, 2, \dots, N\}$ elements of dimension k . Edges between nodes of the Johnson Graph exist if the intersection of the two nodes has dimension $k-1$. If $k = 2$ the adjacency matrix of $J(N, 2)$ reduces exactly to the structure we are looking for. Moreover if one wants to treat this model as the Two-Star ERG, we can see that the Hamiltonian can be reparametrized with the choices $\frac{N\theta_1 - \theta_2}{2N} = \epsilon$ and $\theta_2 = \gamma$ and put in the more familiar form

$$H(A) = -\frac{N\theta_1 - \theta_2}{2N} \sum_{i < j} A_{ij} - \frac{\theta_2}{2N} \sum_{i < j} \sum_{k < l} J_{ijkl} A_{ij} A_{kl} \quad (38)$$

$$= -\frac{N\theta_1 - \theta_2}{2N} \sum_{i < j} A_{ij} - \frac{\theta_2}{2N} \sum_{i < j < k} A_{ij} A_{jk} \quad (39)$$

$$= -\theta_1 m(A) - \frac{\theta_2}{N} s(A) \quad (40)$$

where $m(A) = \frac{1}{2} \sum_{i < j} A_{ij}$ and $s(A) = \frac{1}{2} \sum_i k_i(k_i - 1)$. From the literature it is known that the Johnson Graph Adjacency matrix is full rank, and has known eigenspaces [13][14][15]. For our case of interest $k = 2$, the eigenvalues of β are

$$\begin{cases} \lambda = 2N - 4 \text{ with multiplicity } \mu_1 = 1; \\ \mu = N - 4 \text{ with multiplicity } \mu_2 = N - 1; \\ \nu = -2 \text{ with multiplicity } \mu_3 = \frac{(N-2)(N-3)}{2}; \end{cases} \quad (41)$$

Then partition function decouples as

$$\begin{aligned} Z = & \underbrace{\left[\sqrt{\frac{1}{2\pi}} \int dx e^{-\frac{x^2}{2}} \prod_{a=1}^V \left[1 + e^{x \sqrt{\frac{\gamma\lambda}{N}} (\omega_k)_a + \frac{\epsilon}{r}} \right] \right]}_{I_1} \\ & \cdot \underbrace{\prod_{k=2}^N \left[\sqrt{\frac{1}{2\pi}} \int dx e^{-\frac{x^2}{2}} \prod_{a=1}^V \left[1 + e^{x \sqrt{\frac{\gamma\mu}{N}} (\omega_k)_a + \frac{\epsilon}{r}} \right] \right]}_{I_2} \\ & \cdot \underbrace{\prod_{k=N+1}^V \left[\sqrt{\frac{1}{2\pi}} \int dx e^{-\frac{x^2}{2}} \prod_{a=1}^V \left[1 + e^{x \sqrt{\frac{\gamma\nu}{N}} (\omega_k)_a + \frac{\epsilon}{r}} \right] \right]}_{I_3}. \quad (42) \end{aligned}$$

2. The large N limit

We now want compute the terms of the partition function in the large N, V limit. The single-link partition function will be

$$z = \lim_{V \rightarrow \infty} (Z)^{\frac{1}{V}} = \lim_{V \rightarrow \infty} (I_1)^{\frac{1}{V}} \lim_{V \rightarrow \infty} (I_2)^{\frac{1}{V}} \lim_{V \rightarrow \infty} (I_3)^{\frac{1}{V}} \quad (43)$$

We have already seen the first term in previous cases, that is

$$\lim_{V \rightarrow \infty} (I_1)^{\frac{1}{V}} = \max_y \left\{ e^{-\frac{y^2}{2}} \left(1 + e^{y\sqrt{2\gamma} + \frac{\epsilon}{r}} \right) \right\} \quad (44)$$

$$= \sum_{A_{ij}=0,1} e^{-\frac{y_*^2}{2}} \left(e^{[y_*\sqrt{2\gamma} + \frac{\epsilon}{r}] A_{ij}} \right) \quad (45)$$

where $y_* = \arg \max \left\{ e^{-\frac{y^2}{2}} \left(1 + e^{y\sqrt{2\gamma} + \frac{\epsilon}{r}} \right) \right\}$. We see there is a phase transition if $\gamma > 2$ (and the proper ϵ is there).

For the third term we see that the scaling term N kills any effect coming from this eigenspace. As a matter of facts we can see that, when N is large, we can approximate

$$\left[\sqrt{\frac{1}{2\pi}} \int dx e^{-\frac{x^2}{2}} \prod_{a=1}^V \left[1 + e^{x\sqrt{-\frac{2\gamma}{N}}(\omega_k)_a + \frac{\epsilon}{r}} \right] \right] \simeq \max_{y_3} \left\{ e^{-\frac{y^2}{2}} \left(1 + e^{\frac{\epsilon}{r}} \right) \right\} = [1 + e^{\frac{\epsilon}{r}}] \quad (46)$$

This term is a constant and does not depend on any parameter of the model, hence it does not give rise to any separation of phases. If one is interested in the correction that arise in the finite size case however, a orthogonal basis of the third eigenspace is needed. This can be done by following the procedure that is done in appendix G for the second eigenspace.

Last we need to compute the second term I_2 . For this term we need to be careful. As a matter of facts, the representation for which we are able to decompose the interaction matrix requires an orthonormal basis of eigenvectors to be performed. While in the all-to-all and link community we did not need to pay too much attention to this, since eigenvectors of different eigenvalues are orthogonal between them, in this case we need to ensure that we find an orthonormal basis for the eigenspace of eigenvector μ . For the sake of readability, we leave the thorough derivation in appendix G. Then, by the last considerations in appendix E, and the derived, quite convoluted form of the orthogonal eigenvectors of the second eigenspace, we can see that the second term can be evaluated as

$$\left[\sqrt{\frac{1}{2\pi}} \int dx e^{-\frac{x^2}{2}} \prod_{a=1}^V \left[1 + e^{x \sqrt{\frac{\gamma\mu}{N}} (\omega_k)_a + \frac{\epsilon}{r}} \right] \right] \simeq \max_y \left\{ e^{-\frac{y^2}{2}} \left(1 + e^{\frac{\epsilon}{r}} \right) \right\} = \left[1 + e^{\frac{\epsilon}{r}} \right] \quad (47)$$

Again, this does not produce any phase separation. The term resulting from the second and third term can then be evaluated as

$$\lim_{V \rightarrow \infty} (I_2)^{\frac{1}{V}} \lim_{V \rightarrow \infty} (I_3)^{\frac{1}{V}} \simeq \left[1 + e^{\frac{\epsilon}{r}} \right]^{\mu_2 + \mu_3} = \sum_{A_{ij}=0,1} e^{\left[\frac{\mu_2 + \mu_3}{r} \epsilon \right] A_{ij}}. \quad (48)$$

Bringing back all terms into a single one, and making p the subject of the formula, we get

$$p = 1 - \frac{1}{e^{-\frac{(y^*)^2}{2}} \left(1 + e^{y^* \sqrt{2\gamma} + \epsilon} \right)} \quad (49)$$

In figures 8 and 9 we show the Phase Diagram and the link probability of the model for a certain range of parameters, which both resemble the simple, homogeneous case.

IV. ON THE MEAN FIELD APPROXIMATION AND PHASE STRUCTURE

Before the final remarks, we want to comment on the unexpected similarity between the node-mediated interaction model IIID and the simple, homogeneous one IIIA. One would expect that with such a non-trivial correlation structure the mean field computation, which is essentially the model of section IIIA with the right scalings for the parameters, would be a wrong approximation of the system. However that is not the case, and they basically coincide in the large N limit. This is due to the fact that while the mean field approximation is far from exact, since a large number of eigenvalues of the same size as the largest one exist, nonetheless they localize in a subextensive set of links, and the respective eigenvectors are zero everywhere else. This is not true if we want to consider the finite size effects on the system, or the sparse limit in which the scaling of the parameters is different from the one we used. In both such cases one would need to resort to the general single-link probability formula (17) with the eigenvector entries that are found using the method of appendix G. The phase structure would have to be found with the equation described in appendix D, by putting equation (D4) equal to zero with the found entries. After that, it could also be possible to correct the model for an heterogeneous ϵ term.

Phase Diagram of Node Mediated Interaction

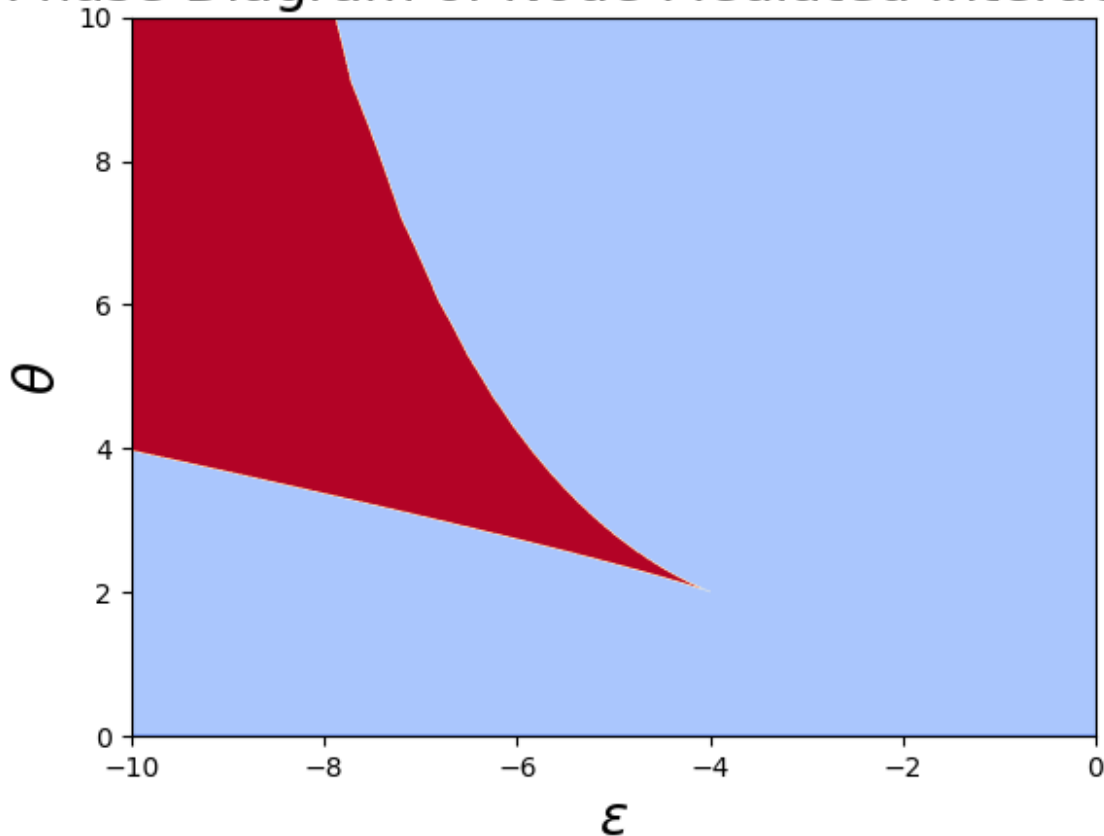


FIG. 8. Phase Diagram of the Node-mediated Interaction model. In red the region where multiple phases are present.

We also want to highlight the connection between our approach and Algebraic Graph Theory. When we recast the computation of the Partition functions in terms of the spectral decomposition of the coupling structure we are actually looking for the diagonalization of link coupling matrix. Given that this is a matrix describing binary relations in a set of V elements, it is itself an adjacency matrix and all theorems of Algebraic Graph Theory apply.

In this respect, a rough procedure to determine the possible phase separation structure of a model can be outlined by generalizing the argument done for the goodness of the mean field approximation. In the thermodynamic limit, only eigenvalues with the right scaling, *i.e.* outliers of the link-link adjacency matrix, will be relevant to the computation of the partition function. From literature it is known that in most cases outliers other than the mean field one are symptoms of either a community structure or a hub presence. One would

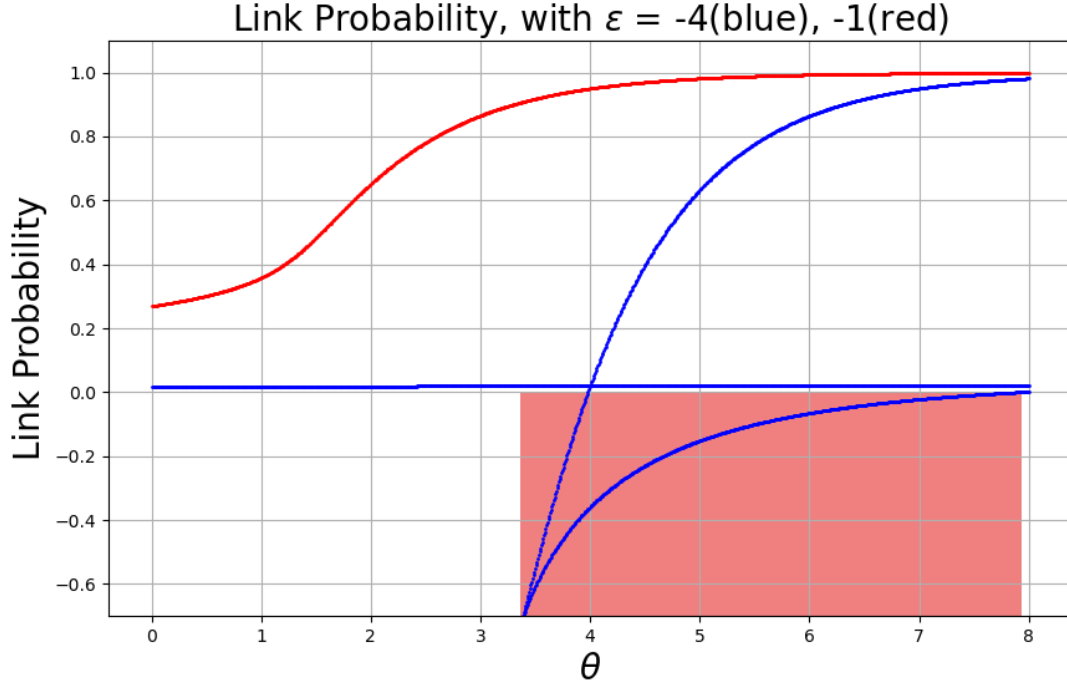


FIG. 9. Single-link probability function in the range $\gamma = [0, 8]$.

indeed be interested in those generated by the community structure, as they are the one that does not localize and create the long-range correlations needed for the phase transition to appear.

This heuristics for the outliers to be responsible for the phase transitions can be further argued for in the case of the regular random graph, as we hinted at in section III A. Indeed looking at the spectra of regular random graphs, the first one in which a separation of the spectrum appears is when the degree is 3, as can be seen in figure 10

V. FINAL REMARKS

The solution of Random Network Models is a fundamental, analytical tool to tackle many among the problems in the science of Complex Systems. In this paper we have shown how to solve the models that mimic a link-link coupling of real world systems. The power of our approach lies in the fact that is quite universal. Using the general formula (17), heterogeneity in local features can be added at will while still retaining the same coupling structure. On the condition of having a viable way to decompose the interaction structure, we have also

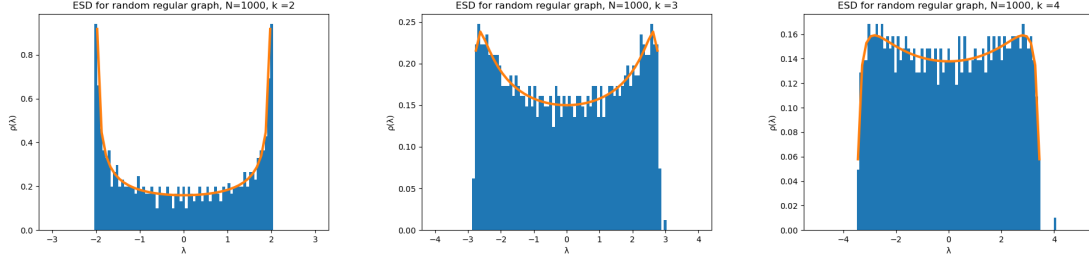


FIG. 10. Spectrum of the adjacency matrix of a random regular graph with 1000 nodes. In orange the Kensten-McKay law describing the distribution of the bulk of the spectrum. From left to right the degree k is 2, 3, 4, and we can see that the outlier starts to appear from the second figure only.

shown that (11) can provide an exact, explicit solution of the partition function and the phase structure as well. Moreover, in the various cases that we explored, we have seen that the phase structure can become easily crowded as the phase landscape can be quite hilly. Higher order features of networks are increasingly thought to be key features of complex systems, and the present work constitutes a little brick in the wall of understanding and solving coupled, complex structures. But we have also shown in section III B how seemingly higher order structures can be effectively reduced to lower order network models and be, in principle, indistinguishable from them. Lastly, the study of even higher order structure has still many more steps to undertake, and we believe some of the methods developed here, and properly generalized, could be of help in that direction of research, for example as null models to distinguish between true higher order interaction and the one just described by link-link coupling that is extensively dealt with in the present work.

ACKNOWLEDGMENTS

This work is supported by the Dutch Econophysics Foundation (Stichting Econophysics Leiden, the Netherlands) and by the European Union - NextGenerationEU - National Recovery and Resilience Plan (Piano Nazionale di Ripresa e Resilienza, PNRR), projects “So-BigData.it - Strengthening the Italian RI for Social Mining and Big Data Analytics”, Grant IR0000013 (n. 3264, 28/12/2021) (<https://pnrr.sobigdata.it/>), and “Reconstruction, Resilience and Recovery of Socio-Economic Networks” RECON-NET EP_FAIR.005 - PE0000013 “FAIR” - PNRR M4C2 Investment 1.3. Work by Alessio, Catanzaro is supported

by #NEXTGENERATIONEU (NGEU) and funded by the Italian Ministry of University and Research (MUR), National Recovery and Resilience Plan (NRRP), project MNESYS (PE0000006) – A Multiscale integrated approach to the study of the nervous system in health and disease (DN. 1553 11.10.2022).

Appendix A: Representation of a function of link variables

All the results in this first appendix are consequences of the relation (1). The first thing to realize is that any function of variables with such a relation is actually a multilinear polynomial of the variables $\{A_{ij}\}$. The intuition for this comes from a similar computation performed for Grassmannian variables (the relation between link $(0/1)$ and spin $(-1, 1)$ variables is more profound than just an analogy, as a matter of fact the mapping $\sigma_{ij} = 2A_{ij} - 1$ exists and allow to frame one model into the language of the other and viceversa).

We suppose the probability function, and all the functions we take into account are nice enough for the following computations. Then let us expand a function of the relabeled link variables A_1, A_2, \dots, A_V in Maclaurin series

$$\begin{aligned}
f(A_1, \dots) &= \sum_{\alpha=0}^{\infty} \sum_{\beta=0}^{\infty} \dots \sum_{\omega=0}^{\infty} \frac{A_1^{\alpha} A_2^{\beta} \dots A_V^{\omega}}{\alpha! \beta! \dots \omega!} \frac{\partial^{\alpha+\beta+\dots+\omega}}{\partial A_1^{\alpha} \partial A_2^{\beta} \dots \partial A_V^{\omega}} f(A_1, \dots) \Big|_0 \\
&= \sum_{\beta=0}^{\infty} \dots \sum_{\omega=0}^{\infty} \frac{A_2^{\beta} \dots A_V^{\omega}}{\beta! \dots \omega!} \sum_{\alpha=0}^{\infty} \frac{A_1^{\alpha}}{\alpha!} \frac{\partial^{\alpha+\beta+\dots+\omega}}{\partial A_1^{\alpha} \partial A_2^{\beta} \dots \partial A_V^{\omega}} f(A_1, \dots) \Big|_0 \\
&= \sum_{\beta=0}^{\infty} \dots \sum_{\omega=0}^{\infty} \frac{A_2^{\beta} \dots A_V^{\omega}}{\beta! \dots \omega!} \left[\frac{\partial^{\beta+\dots+\omega}}{\partial A_2^{\beta} \dots \partial A_V^{\omega}} f(A_1, \dots) \Big|_0 + \sum_{\alpha=1}^{\infty} \frac{A_1^{\alpha}}{\alpha!} \frac{\partial^{\alpha+\beta+\dots+\omega}}{\partial A_1^{\alpha} \partial A_2^{\beta} \dots \partial A_V^{\omega}} f(A_1, \dots) \Big|_0 \right] \\
&= \sum_{\beta=0}^{\infty} \dots \sum_{\omega=0}^{\infty} \frac{A_2^{\beta} \dots A_V^{\omega}}{\beta! \dots \omega!} \left[\underbrace{\frac{\partial^{\beta+\dots+\omega}}{\partial A_2^{\beta} \dots \partial A_V^{\omega}} f(A_1, \dots) \Big|_0}_{C_0} + A_1 \sum_{\alpha=1}^{\infty} \frac{1}{\alpha!} \underbrace{\frac{\partial^{\alpha+\beta+\dots+\omega}}{\partial A_1^{\alpha} \partial A_2^{\beta} \dots \partial A_V^{\omega}} f(A_1, \dots) \Big|_0}_{C_1} \right]
\end{aligned} \tag{A1}$$

where we explicited the linear dependence from A_1 . If we do the same for A_2 we get

$$\begin{aligned}
& \sum_{\gamma=0}^{\infty} \cdots \sum_{\omega=0}^{\infty} \frac{A_3^{\gamma} \dots A_V^{\omega}}{\gamma! \dots \omega!} \sum_{\beta=0}^{\infty} \frac{A_2^{\beta}}{\beta!} \left[\frac{\partial^{\beta+\dots+\omega}}{\partial A_2^{\beta} \dots \partial A_V^{\omega}} f(A_1, \dots) \Big|_0 + A_1 \sum_{\alpha=1}^{\infty} \frac{1}{\alpha!} \frac{\partial^{\alpha+\beta+\dots+\omega}}{\partial A_1^{\alpha} \partial A_2^{\beta} \dots \partial A_V^{\omega}} f(A_1, \dots) \Big|_0 \right] \\
&= \sum_{\gamma=0}^{\infty} \cdots \sum_{\omega=0}^{\infty} \frac{A_3^{\gamma} \dots A_V^{\omega}}{\gamma! \dots \omega!} \left[\left[\frac{\partial^{\gamma+\dots+\omega}}{\partial A_3^{\gamma} \dots \partial A_V^{\omega}} f(A_1, \dots) \Big|_0 + A_1 \sum_{\alpha=1}^{\infty} \frac{1}{\alpha!} \frac{\partial^{\alpha+\gamma+\dots+\omega}}{\partial A_1^{\alpha} \partial A_3^{\gamma} \dots \partial A_V^{\omega}} f(A_1, \dots) \Big|_0 \right] \right. \\
&\quad \left. + \sum_{\beta=1}^{\infty} \frac{A_2^{\beta}}{\beta!} \left[\frac{\partial^{\beta+\dots+\omega}}{\partial A_2^{\beta} \dots \partial A_V^{\omega}} f(A_1, \dots) \Big|_0 + A_1 \sum_{\alpha=1}^{\infty} \frac{1}{\alpha!} \frac{\partial^{\alpha+\beta+\dots+\omega}}{\partial A_1^{\alpha} \partial A_2^{\beta} \dots \partial A_V^{\omega}} f(A_1, \dots) \Big|_0 \right] \right] \\
&= \sum_{\gamma=0}^{\infty} \cdots \sum_{\omega=0}^{\infty} \frac{A_3^{\gamma} \dots A_V^{\omega}}{\gamma! \dots \omega!} \left[\underbrace{\frac{\partial^{\gamma+\dots+\omega}}{\partial A_3^{\gamma} \dots \partial A_V^{\omega}} f(A_1, \dots) \Big|_0}_{C_0} + A_1 \underbrace{\sum_{\alpha=1}^{\infty} \frac{1}{\alpha!} \frac{\partial^{\alpha+\gamma+\dots+\omega}}{\partial A_1^{\alpha} \partial A_3^{\gamma} \dots \partial A_V^{\omega}} f(A_1, \dots) \Big|_0}_{C_1} \right. \\
&\quad \left. + A_2 \underbrace{\sum_{\beta=1}^{\infty} \frac{1}{\beta!} \frac{\partial^{\beta+\dots+\omega}}{\partial A_2^{\beta} \dots \partial A_V^{\omega}} f(A_1, \dots) \Big|_0}_{C_2} + A_1 A_2 \underbrace{\sum_{\alpha=1}^{\infty} \sum_{\beta=1}^{\infty} \frac{1}{\alpha! \beta!} \frac{\partial^{\alpha+\beta+\dots+\omega}}{\partial A_1^{\alpha} \partial A_2^{\beta} \dots \partial A_V^{\omega}} f(A_1, \dots) \Big|_0}_{C_{12}} \right] \quad (A2)
\end{aligned}$$

so we can see that by iterating this procedure that splits the sum to highlight the reducible powers of the variables, we can prove that any function of these variables is indeed a multilinear polynomial of the A_1, A_2, \dots . As a consequence, any function of these variables can be expressed in the form

$$\begin{aligned}
f(A) = f^{(0)} &+ \sum_{i < j} f_{ij}^{(1)} A_{ij} + \sum_{i < j} \sum_{k < l} f_{ijkl}^{(2)} A_{ij} A_{kl} + \sum_{i < j} \sum_{k < l} \sum_{m < n} f_{ijklmn}^{(3)} A_{ij} A_{kl} A_{mn} \\
&+ \sum_{i < j} \sum_{k < l} \sum_{m < n} \sum_{o < p} f_{ijklmnop}^{(4)} A_{ij} A_{kl} A_{mn} A_{op} + \dots \quad (A3)
\end{aligned}$$

In particular this is true for the Hamiltonian function, which then assumes the form (5). If one wants to express a generic $P(A)$ in the ERG form (2), then one has to expand $P(A)$ as we just shown. Then also the function $\frac{e^{-H(A)}}{Z}$ can be easily expanded¹ in as

¹ For the sake of notation we drop the superscript for the order of the term $h_{ijkl\dots}^{(i)}$, in order not to misunderstand that for the power index.

$$\begin{aligned}
\frac{e^{-H(A)}}{Z} &= \frac{1}{Z} \left(\prod_{i < j} e^{h_{ij} A_{ij}} \right) \left(\prod_{\substack{i < j \\ k < l}} e^{h_{ijkl} A_{ij} A_{kl}} \right) \left(\prod_{\substack{i < j \\ k < l \\ m < n}} e^{h_{ijklmn} A_{ij} A_{kl} A_{mn}} \right) \dots \\
&= \frac{1}{Z} \left(\prod_{i < j} \sum_{\alpha=0}^{\infty} \frac{A_{ij}^{\alpha} h_{ij}^{\alpha}}{\alpha!} \right) \left(\prod_{\substack{i < j \\ k < l}} \sum_{\alpha=0}^{\infty} \frac{A_{ij}^{\alpha} A_{kl}^{\alpha} h_{ijkl}^{\alpha}}{\alpha!} \right) \left(\prod_{\substack{i < j \\ k < l \\ m < n}} \sum_{\alpha=0}^{\infty} \frac{A_{ij}^{\alpha} A_{kl}^{\alpha} A_{mn}^{\alpha} h_{ijklmn}^{\alpha}}{\alpha!} \right) \dots \\
&= \frac{1}{Z} \left(\prod_{i < j} \left[1 + A_{ij} \sum_{\alpha=1}^{\infty} \frac{h_{ij}^{\alpha}}{\alpha!} \right] \right) \left(\prod_{\substack{i < j \\ k < l}} \left[1 + A_{ij} A_{kl} \sum_{\alpha=1}^{\infty} \frac{h_{ijkl}^{\alpha}}{\alpha!} \right] \right) \left(\prod_{\substack{i < j \\ k < l \\ m < n}} \left[1 + A_{ij} A_{kl} A_{mn} \sum_{\alpha=1}^{\infty} \frac{h_{ijklmn}^{\alpha}}{\alpha!} \right] \right) \dots \\
&= \frac{1}{Z} \left(\prod_{i < j} \left[1 + A_{ij} \underbrace{(e^{h_{ij}} - 1)}_{K_{ij}} \right] \right) \left(\prod_{\substack{i < j \\ k < l}} \left[1 + A_{ij} A_{kl} \underbrace{(e^{h_{ijkl}} - 1)}_{K_{ijkl}} \right] \right) \left(\prod_{\substack{i < j \\ k < l \\ m < n}} \left[1 + A_{ij} A_{kl} A_{mn} \underbrace{(e^{h_{ijklmn}} - 1)}_{K_{ijklmn}} \right] \right) \dots
\end{aligned} \tag{A4}$$

Again, we can identify this function as a multivariate, multilinear polynomial in the variables $\{A_{ij}\}$. One can then identify term by term the coefficients of the two polynomials and solve the systems for the h_{ij}, h_{ijkl}, \dots to express any RNM in the form (2).

Appendix B: Setting up the Hamiltonian

We have to manipulate the second order term of equation (5). The term h^0 can obviously be ignored as it is just a multiplicative constant in front of the partition function. We are left with

$$H(A) = -\theta_1 \sum_{i < j} h_{ij}^{(1)} A_{ij} - \theta_2 \sum_{i < j, k < l} h_{ijkl}^{(2)} A_{ij} A_{kl} \tag{B1}$$

First and foremost we change the labels of the indices to get a more manageable expression, since we see that the sums can be expressed in the couples of indices (i, j) which we order with index a going from 1 to $V = \frac{N(N-1)}{2}$ (without self-loops). We then express the interaction coefficient in order to scale with V as $\theta_2 h_{ijkl}^{(2)} = \frac{\beta_{ijkl}}{2V}$.

The new Hamiltonian becomes

$$H(A) = -\theta_1 \sum_{a=1}^V h_a^{(1)} A_a - \frac{1}{2V} \sum_{a \neq b}^V \beta_{ab} A_a A_b \quad (\text{B2})$$

we further manipulate this object to have a compact term to operate with. First we see that

$$\frac{1}{2} \sum_{a \neq b}^V \beta_{ab} A_a A_b = \frac{1}{2V} \sum_{a,b}^V \beta_{ab} A_a A_b - \frac{1}{2V} \sum_a \beta_{aa} A_a = \frac{1}{2V} \langle A | \beta | A \rangle - \frac{1}{2V} \langle A | \vec{\beta} \rangle \quad (\text{B3})$$

where $\vec{\beta}^T = (\beta_{11}, \beta_{22}, \dots, \beta_{VV})$.

Then we write also the first term in the bracket notation so that the whole Hamiltonian is in the form

$$H(A) = - \sum_a^V A_a \left(\theta_1 h_a^{(1)} + \frac{\beta_{aa}}{2V} \right) - \frac{1}{2V} \sum_{a,b}^V \beta_{ab} A_a A_b = - \langle A | \epsilon \rangle - \frac{1}{2V} \langle A | \beta | A \rangle \quad (\text{B4})$$

where β is a matrix that couple the links between them selves. This matrix is an adjacency matrix (either expected or realized) in disguise, over the network of links of the actual graph (dual or line graph in the literature), and we will make use of the properties of such a matrix to derive the behaviour of the models.

We assume the β matrix is symmetric (as the coupling between links is). Then it admits a spectral representation

$$\beta = \sum_{k=1}^r \lambda_k |\omega_k\rangle \langle \omega_k| \quad (\text{B5})$$

where r is the rank of the matrix, λ_k are the eigenvalues and $|\omega_k\rangle$ their respective orthonormal eigenvectors. We also split the positive spectrum part from the negative one. Let then r_+ be the number of positive eigenvalues, (including their multiplicities) and $r - r_+$ the number of the negative ones.

The Hamiltonian can be hence written as

$$H(A) = - \langle A | \epsilon \rangle - \sum_{k=1}^{r_+} \frac{\lambda_k}{2V} \langle A | \omega_k \rangle^2 - \sum_{k=r_++1}^r \frac{\lambda_k}{2V} \langle A | \omega_k \rangle^2 \quad (\text{B6})$$

Appendix C: Partition function evaluation

All the ingredients are now in place to evaluate the partition function, as this latter form of equation (B6) can be exponentiated as

$$e^{-H(A)} = e^{\langle A|\epsilon \rangle + \sum_{k=1}^{r_+} \frac{\lambda_k}{2V} \langle A|\omega_k \rangle^2 + \sum_{k=r_++1}^r \frac{\lambda_k}{2V} \langle A|\omega_k \rangle^2} = e^{\langle A|\epsilon \rangle} \prod_{k=1}^{r_+} e^{\frac{\lambda_k}{2V} \langle A|\omega_k \rangle^2} \prod_{k=r_++1}^r e^{\frac{\lambda_k}{2V} \langle A|\omega_k \rangle^2} \quad (C1)$$

and this form is very amenable to an Hubbard Stratonovich transformation. This integral representation allows us to disentangle the squares as

$$e^{a^2} = \frac{1}{\sqrt{2\pi}} \int_{-\infty}^{\infty} dx e^{-\frac{x^2}{2} + \sqrt{2}ax} \quad (C2)$$

if $a > 0$ and

$$e^{-a^2} = \frac{1}{\sqrt{2\pi}} \int_{-\infty}^{\infty} dx e^{-\frac{x^2}{2} + i\sqrt{2}ax} \quad (C3)$$

if $a < 0$. This allows to write

$$e^{-H(A)} = e^{\langle A|\epsilon \rangle} \prod_{k=1}^{r_+} \left[\frac{1}{\sqrt{2\pi}} \int dx e^{-\frac{x^2}{2} + x\sqrt{\frac{\lambda_k}{V}} \langle A|\omega_k \rangle} \right] \prod_{k=r_++1}^r \left[\frac{1}{\sqrt{2\pi}} \int dx e^{-\frac{x^2}{2} + ix\sqrt{\frac{\lambda_k}{V}} \langle A|\omega_k \rangle} \right] \quad (C4)$$

which we want to compactly write as

$$\prod_{k=1}^r \left[\frac{1}{\sqrt{2\pi}} \int dx e^{-\frac{x^2}{2} + x\sqrt{\frac{\lambda_k}{V}} \langle A|\omega_k \rangle + \frac{\langle A|\epsilon \rangle}{r}} \right] \quad (C5)$$

by making sure we take the proper square root, so that

$$\sqrt{\lambda_k} = \begin{cases} |\sqrt{\lambda_k}| & \text{if } \lambda_k > 0 \\ i|\sqrt{|\lambda_k|}| & \text{if } \lambda_k < 0 \end{cases} \quad (C6)$$

The last manipulation of this term is to realize that this product of integrals can be written as a repeated integral as

$$e^{-H(A)} = \left(\frac{1}{\sqrt{2\pi}} \right)^r \int \cdots \int dx_1, \dots dx_r e^{-\sum_{k=1}^r \frac{x_k^2}{2}} \prod_{k=1}^r e^{x_k \sqrt{\frac{\lambda_k}{V}} \langle A | \omega_k \rangle + \frac{\langle A | \epsilon \rangle}{r}} \quad (C7)$$

$$= \left(\frac{1}{\sqrt{2\pi}} \right)^r \int \cdots \int dx_1, \dots dx_r e^{-\sum_{k=1}^r \frac{x_k^2}{2}} \prod_{k=1}^r e^{\sum_{a=1}^V x_k \sqrt{\frac{\lambda_k}{V}} A_a(\omega_k)_a + \frac{A_a \epsilon_a}{r}} \quad (C8)$$

$$= \left(\frac{1}{\sqrt{2\pi}} \right)^r \int \cdots \int dx_1, \dots dx_r e^{-\sum_{k=1}^r \frac{x_k^2}{2}} \prod_{k=1}^r \prod_{a=1}^V e^{x_k \sqrt{\frac{\lambda_k}{V}} A_a(\omega_k)_a + \frac{A_a \epsilon_a}{r}} \quad (C9)$$

Now it is the time to integrate over the configurations

$$\begin{aligned} Z &= \sum_{\{A_a=0,1\}} e^{-H(A)} = \\ &= \sum_{\{A_a=0,1\}} \left(\frac{1}{\sqrt{2\pi}} \right)^r \int \cdots \int dx_1, \dots dx_r e^{-\sum_{k=1}^r \frac{x_k^2}{2}} \prod_{k=1}^r \prod_{a=1}^V e^{x_k \sqrt{\frac{\lambda_k}{V}} A_a(\omega_k)_a + \frac{A_a \epsilon_a}{r}} = \\ &= \left(\frac{1}{\sqrt{2\pi}} \right)^r \int \cdots \int dx_1, \dots dx_r e^{-\sum_{k=1}^r \frac{x_k^2}{2}} \prod_{k=1}^r \prod_{a=1}^V \sum_{\{A_a=0,1\}} e^{x_k \sqrt{\frac{\lambda_k}{V}} A_a(\omega_k)_a + \frac{A_a \epsilon_a}{r}} = \\ &= \left(\frac{1}{\sqrt{2\pi}} \right)^r \int \cdots \int dx_1, \dots dx_r e^{-\sum_{k=1}^r \frac{x_k^2}{2}} \prod_{k=1}^r \prod_{a=1}^V \left[1 + e^{x_k \sqrt{\frac{\lambda_k}{V}} (\omega_k)_a + \frac{\epsilon_a}{r}} \right] \end{aligned} \quad (C10)$$

and finally we can regroup the integrals in the form

$$Z = \prod_{k=1}^r \left[\sqrt{\frac{1}{2\pi}} \int dx e^{-\frac{x^2}{2}} \prod_{a=1}^V \left[1 + e^{x \sqrt{\frac{\lambda_k}{V}} (\omega_k)_a + \frac{\epsilon_a}{r}} \right] \right] \quad (C11)$$

which allows for some further computation when the structure of the matrix β is known.

Appendix D: Separability of the partition function

A separable partition function in the form

$$Z = \prod_{a=1}^V z_a \quad (D1)$$

is indeed what one would like to work with, since it has a straightforward connection to the probability of link formation. As a matter of facts, when the link variables are not coupled there is an identification between the terms in the product of Z and the bare link probabilities. This can be shown from

$$Z = \sum_{\{A_a=0,1\}} e^{-H(A)} = \sum_{\{A_a=0,1\}} \prod_{a=1}^V e^{h_a^{(1)} A_a} = \prod_{a=1}^V \left(1 + e^{h_a^{(1)}}\right) = \prod_{a=1}^V \frac{1}{1 - p_a} \quad (\text{D2})$$

The formula (C10) is amenable to show that this is the case also for second order interacting networks. As a matter of fact say that you isolate x_1 as

$$Z = \left(\frac{1}{\sqrt{2\pi}}\right)^{r-1} \int \cdots \int dx_2, \cdots dx_r e^{-\sum_{k=2}^r \frac{x_k^2}{2}} \prod_{k=2}^r \prod_{a=1}^V \left[1 + e^{x_k \sqrt{\frac{\lambda_k}{V}} (\omega_k)_a + \frac{\epsilon_a}{r}}\right] \cdot \underbrace{\frac{1}{\sqrt{2\pi}} \int dx_1 e^{-\frac{x_1^2}{2}} \prod_{a=1}^V \left[1 + e^{x_1 \sqrt{\frac{\lambda_1}{V}} (\omega_1)_a + \frac{\epsilon_a}{r}}\right]}_{J_1}. \quad (\text{D3})$$

Now J_1 can be seen as a Gaussian expected value of a certain function, and it is clearly convergent, indeed

$$J_1 = \int dx_1 \mathcal{N}(0, 1) \prod_{a=1}^V \left[1 + e^{x_1 \sqrt{\frac{\lambda_1}{V}} (\omega_1)_a + \frac{\epsilon_a}{r}}\right] = E_{\mathcal{N}(0,1)} [f(x_1)] = \mu \quad (\text{D4})$$

where of course we defined

$$f(x_1) \equiv \prod_{a=1}^V \left[1 + e^{x_1 \sqrt{\frac{\lambda_1}{V}} (\omega_1)_a + \frac{\epsilon_a}{r}}\right]. \quad (\text{D5})$$

Now we can subtract the expected value in the integral so that

$$0 = \int dx_1 \mathcal{N}(0, 1) \left[\prod_{a=1}^V \left(1 + e^{x_1 \sqrt{\frac{\lambda_1}{V}} (\omega_1)_a + \frac{\epsilon_a}{r}}\right) - \mu \right]. \quad (\text{D6})$$

This last integral evaluates to 0, hence there must be at least one change of sign of the function

$$g(x_1) = \prod_{a=1}^V \left(1 + e^{x_1 \sqrt{\frac{\lambda_1}{V}} (\omega_1)_a + \frac{\epsilon_a}{r}}\right) - \mu \quad (\text{D7})$$

therefore, since the function is continuous, there must be at least a x_1^* in which $g(x_1^*) = 0$, so that there is at least one x_1^* in which

$$J_1 = f(x_1^*) = \prod_{a=1}^V \left[1 + e^{x_1^* \sqrt{\frac{\lambda_1}{V}} (\omega_1)_a + \frac{\epsilon_a}{r}}\right] \quad (\text{D8})$$

By repeating this argument for all the k , we can write the partition function in the form

$$Z = \prod_{k=1}^r \prod_{a=1}^V \left[1 + e^{x_k^* \sqrt{\frac{\lambda_k}{V}} (\omega_k)_a + \frac{\epsilon_a}{r}} \right] \quad (\text{D9})$$

then by switching the products, we can identify the single link partition function as

$$z_a^{\text{eff}} = \prod_{k=1}^r \left[1 + e^{x_k^* \sqrt{\frac{\lambda_k}{V}} (\omega_k)_a + \frac{\epsilon_a}{r}} \right]. \quad (\text{D10})$$

Finally, we can further manipulate this object to have a nicer representation

$$\begin{aligned} z_a^{\text{eff}} &= \sum_{A_a=0,1} \prod_{k=1}^r e^{A_a \left(x_k^* \sqrt{\frac{\lambda_k}{V}} (\omega_k)_a + \frac{\epsilon_a}{r} \right)} = \sum_{A_a=0,1} e^{A_a \sum_{k=1}^r \left(x_k^* \sqrt{\frac{\lambda_k}{V}} (\omega_k)_a + \frac{\epsilon_a}{r} \right)} \\ &= \sum_{A_a=0,1} e^{A_a \left(\epsilon_a + \sum_{k=1}^r x_k^* \sqrt{\frac{\lambda_k}{V}} (\omega_k)_a \right)} = 1 + e^{\epsilon_a} \prod_{k=1}^r e^{x_k^* \sqrt{\frac{\lambda_k}{V}} (\omega_k)_a} \equiv \frac{1}{1 - p_a^{\text{eff}}} \end{aligned} \quad (\text{D11})$$

or for the link probability itself

$$p_a^{\text{eff}} = \frac{e^{\epsilon_a + \sum_k x_k^* \sqrt{\frac{\lambda_k}{V}} (\omega_k)_a}}{1 + e^{\epsilon_a + \sum_k x_k^* \sqrt{\frac{\lambda_k}{V}} (\omega_k)_a}} \quad (\text{D12})$$

Appendix E: Laplace Saddle Point evaluation

The theorem we will make use of is the following [16]:

Let $g(x)$ and $f(x)$ be continuous and positive in the range $]\infty, \infty[$. Then

$$\lim_{N \rightarrow \infty} \left(\int dx g(x) f(x)^N \right)^{\frac{1}{N}} = \max_{-\infty \leq x \leq \infty} \{f(x)\} \quad (\text{E1})$$

The integrals we are interested in this work are of the kind

$$\frac{1}{\sqrt{2\pi}} \int dx \left[e^{-\frac{x^2}{2}} \prod_{a=1}^V \left(1 + e^{x \sqrt{\frac{\lambda_k}{V}} (\omega_k)_a + \frac{\epsilon_a}{r}} \right) \right] = \sqrt{\frac{V}{2\pi}} \int dy \left[e^{-V \frac{y^2}{2}} \prod_{a=1}^V \left(1 + e^{y \sqrt{\lambda_k} (\omega_k)_a + \frac{\epsilon_a}{r}} \right) \right] \quad (\text{E2})$$

where the substitution $x = y\sqrt{V}$ was made. We will assume for simplicity that all ϵ_a are the same². Now we represent the eigenvector entries in the following way. Say that we are

² Or at least are coupled to the respective entry of the eigenvector as in the model described in III C. However a generalization to the case in which they also have their respective multiplicity and heterogeneity can be done.

interested in the k^{th} eigenmode, we say that the corresponding eigenvector will be made of the following entries

$$(\omega_k)_1 \text{ with multiplicity } m_1 \quad (\text{E3})$$

$$(\omega_k)_2 \text{ with multiplicity } m_2 \quad (\text{E4})$$

$$(\omega_k)_3 \text{ with multiplicity } m_3 \quad (\text{E5})$$

and so on. Then we introduce the fraction of equal entries as $c_i = \frac{m_i}{V}$. Of course $\sum_{i=1}^T c_i = 1$.

Now we can write the product in the integral as

$$\prod_{a=1}^V \left(1 + e^{y\sqrt{\lambda_k}(\omega_k)_a + \frac{\epsilon_a}{r}} \right) = \prod_{i=1}^T \left(1 + e^{y\sqrt{\lambda_k}(\omega_k)_i + \frac{\epsilon}{r}} \right)^{c_i V} \quad (\text{E6})$$

We are now ready to compute the limit

$$\begin{aligned} \lim_{V \rightarrow \infty} \left[\sqrt{\frac{V}{2\pi}} \int dy \left[e^{-\frac{y^2}{2}} \prod_{i=1}^T \left(1 + e^{y\sqrt{\lambda_k}(\omega_k)_i + \frac{\epsilon}{r}} \right)^{c_i} \right]^V \right]^{\frac{1}{V}} \\ = \underbrace{\lim_{V \rightarrow \infty} \left[\sqrt{\frac{V}{2\pi}} \right]^{\frac{1}{V}}}_{=1} \lim_{V \rightarrow \infty} \left[\int dy \left[e^{-\frac{y^2}{2}} \prod_{i=1}^T \left(1 + e^{y\sqrt{\lambda_k}(\omega_k)_i + \frac{\epsilon}{r}} \right)^{c_i} \right]^V \right]^{\frac{1}{V}} \\ = \max_{-\infty \leq x \leq \infty} \left\{ e^{-\frac{x^2}{2}} \prod_{i=1}^T \left(1 + e^{x\sqrt{\lambda_k}(\omega_k)_i + \frac{\epsilon}{r}} \right)^{c_i} \right\} \quad (\text{E7}) \end{aligned}$$

from which the exact computations performed for the various models follow. In particular we want to highlight the fact that if, there are entries whose multiplicities are extensive, *i.e.* grow as a fraction of V , and other sets with subextensive multiplicities, then the only surviving part is that of the extensive entries, as they clearly dominate the product. In a more formal way, let us have M different values of the entries, and let the large V structure be $c_1(V) \rightarrow_{V \rightarrow \infty} C_1 > 0, c_2(V) \rightarrow_{V \rightarrow \infty} C_2 > 0, \dots, c_M(V) \rightarrow_{V \rightarrow \infty} C_M > 0, c_{M+1}(V) \rightarrow_{V \rightarrow \infty} C_{M+1} = 0, c_{M+2}(V) \rightarrow_{V \rightarrow \infty} C_{M+2} = 0, \dots c_T(V) \rightarrow_{V \rightarrow \infty} C_T = 0$. Then

$$\lim_{V \rightarrow \infty} \left[\int dy \left[e^{-\frac{y^2}{2}} \prod_{i=1}^T \left(1 + e^{y\sqrt{\lambda_k}(\omega_k)_i + \frac{\epsilon}{r}} \right)^{c_i} \right]^V \right]^{\frac{1}{V}} = \max_{-\infty \leq x \leq \infty} \left\{ e^{-\frac{y^2}{2}} \prod_{i=1}^M \left(1 + e^{y\sqrt{\lambda_k}(\omega_k)_i + \frac{\epsilon}{r}} \right)^{c_i} \right\} \quad (\text{E8})$$

Appendix F: A basis for the community structure induced coupling

We can write a rank three matrix in the following form

$$\beta = \lambda_1 |\omega_1\rangle \langle \omega_1| + \lambda_2 |\omega_2\rangle \langle \omega_2| + \lambda_3 |\omega_3\rangle \langle \omega_3| \quad (\text{F1})$$

where the eigenvectors are

$$\langle \omega_1| = \frac{1}{\sqrt{n_1}} \underbrace{((\omega_1)_1, \dots, (\omega_1)_1)}_{V_1}, \underbrace{((\omega_1)_2, \dots, (\omega_1)_2)}_{V_2}, \underbrace{((\omega_1)_3, \dots, (\omega_1)_3)}_{V_3} \quad (\text{F2})$$

$$\langle \omega_2| = \frac{1}{\sqrt{n_2}} \underbrace{((\omega_2)_1, \dots, (\omega_2)_1)}_{V_1}, \underbrace{((\omega_2)_2, \dots, (\omega_2)_2)}_{V_2}, \underbrace{((\omega_2)_3, \dots, (\omega_2)_3)}_{V_3} \quad (\text{F3})$$

$$\langle \omega_3| = \frac{1}{\sqrt{n_3}} \underbrace{((\omega_3)_1, \dots, (\omega_3)_1)}_{V_1}, \underbrace{((\omega_3)_2, \dots, (\omega_3)_2)}_{V_2}, \underbrace{((\omega_3)_3, \dots, (\omega_3)_3)}_{V_3}. \quad (\text{F4})$$

where the norms are

$$n_1 = V_1 (\omega_1)_1^2 + V_2 (\omega_1)_2^2 + V_3 (\omega_1)_3^2 \quad (\text{F5})$$

$$n_2 = V_1 (\omega_2)_1^2 + V_2 (\omega_2)_2^2 + V_3 (\omega_2)_3^2 \quad (\text{F6})$$

$$n_3 = V_1 (\omega_3)_1^2 + V_2 (\omega_3)_2^2 + V_3 (\omega_3)_3^2 \quad (\text{F7})$$

The eigenvalues can be computed from the secular equation

$$\beta |\omega_i\rangle = \lambda_i |\omega_i\rangle \quad (\text{F8})$$

so that

$$\begin{cases} \lambda_1 = V_1\beta_1 + V_2\beta_{12}\frac{(\omega_1)_2}{(\omega_1)_1} + V_3\beta_{13}\frac{(\omega_1)_3}{(\omega_1)_1} \\ \lambda_2 = V_1\beta_1 + V_2\beta_{12}\frac{(\omega_2)_2}{(\omega_2)_1} + V_3\beta_{13}\frac{(\omega_2)_3}{(\omega_2)_1} \\ \lambda_3 = V_1\beta_1 + V_2\beta_{12}\frac{(\omega_3)_2}{(\omega_3)_1} + V_3\beta_{13}\frac{(\omega_3)_3}{(\omega_3)_1} \end{cases} \quad (\text{F9})$$

The equation for the spectral decomposition defines the relations between the eigenvector components and the β parameters

$$\begin{cases} \beta_1 = \lambda_1 (\omega_1)_1^2 + \lambda_2 (\omega_2)_1^2 + \lambda_3 (\omega_3)_1^2 \\ \beta_2 = \lambda_1 (\omega_1)_2^2 + \lambda_2 (\omega_2)_2^2 + \lambda_3 (\omega_3)_2^2 \\ \beta_3 = \lambda_1 (\omega_1)_3^2 + \lambda_2 (\omega_2)_3^2 + \lambda_3 (\omega_3)_3^2 \\ \beta_{12} = \lambda_1 (\omega_1)_1 (\omega_1)_2 + \lambda_2 (\omega_2)_1 (\omega_2)_2 + \lambda_3 (\omega_3)_1 (\omega_3)_2 \\ \beta_{13} = \lambda_1 (\omega_1)_1 (\omega_1)_3 + \lambda_2 (\omega_2)_1 (\omega_2)_3 + \lambda_3 (\omega_3)_1 (\omega_3)_3 \\ \beta_{23} = \lambda_1 (\omega_1)_2 (\omega_1)_3 + \lambda_2 (\omega_2)_2 (\omega_2)_3 + \lambda_3 (\omega_3)_2 (\omega_3)_3 \end{cases} \quad (\text{F10})$$

and these are supplemented by the orthogonality equations so that

$$\begin{cases} V_1 (\omega_1)_1 (\omega_2)_1 + V_2 (\omega_1)_2 (\omega_2)_2 + V_3 (\omega_1)_3 (\omega_2)_3 = 0 \\ V_1 (\omega_1)_1 (\omega_3)_1 + V_2 (\omega_1)_2 (\omega_3)_2 + V_3 (\omega_1)_3 (\omega_3)_3 = 0 \\ V_1 (\omega_2)_1 (\omega_3)_1 + V_2 (\omega_2)_2 (\omega_3)_2 + V_3 (\omega_2)_3 (\omega_3)_3 = 0 \end{cases} \quad (\text{F11})$$

which completely defines the ω and the eigenvalues.

To compute the partition function we also define the quantities $\alpha = \frac{V_1}{V}$, $\beta = \frac{V_2}{V}$ and $\gamma = \frac{V_3}{V}$.

The partition function to be computed will be

$$\begin{aligned}
Z &= \underbrace{\frac{1}{\sqrt{2\pi}} \int dx e^{-\frac{x^2}{2}} \left[1 + e^{x\sqrt{\frac{\lambda_1}{Vn_1}}(\omega_1)_1 + \frac{\epsilon_1}{3}} \right]^{\alpha V} \left[1 + e^{x\sqrt{\frac{\lambda_1}{Vn_1}}(\omega_1)_2 + \frac{\epsilon_2}{3}} \right]^{\beta V} \left[1 + e^{x\sqrt{\frac{\lambda_1}{Vn_1}}(\omega_1)_3 + \frac{\epsilon_3}{3}} \right]^{\gamma V}}_{I_1} \\
&\cdot \underbrace{\frac{1}{\sqrt{2\pi}} \int dx e^{-\frac{x^2}{2}} \left[1 + e^{x\sqrt{\frac{\lambda_2}{Vn_2}}(\omega_2)_1 + \frac{\epsilon_1}{3}} \right]^{\alpha V} \left[1 + e^{x\sqrt{\frac{\lambda_2}{Vn_2}}(\omega_2)_2 + \frac{\epsilon_2}{3}} \right]^{\beta V} \left[1 + e^{x\sqrt{\frac{\lambda_2}{Vn_2}}(\omega_2)_3 + \frac{\epsilon_3}{3}} \right]^{\gamma V}}_{I_2} \\
&\cdot \underbrace{\frac{1}{\sqrt{2\pi}} \int dx e^{-\frac{x^2}{2}} \left[1 + e^{x\sqrt{\frac{\lambda_3}{Vn_3}}(\omega_3)_1 + \frac{\epsilon_1}{3}} \right]^{\alpha V} \left[1 + e^{x\sqrt{\frac{\lambda_3}{Vn_3}}(\omega_3)_2 + \frac{\epsilon_2}{3}} \right]^{\beta V} \left[1 + e^{x\sqrt{\frac{\lambda_3}{Vn_3}}(\omega_3)_3 + \frac{\epsilon_3}{3}} \right]^{\gamma V}}_{I_3} = \\
&= (z_1)^{\alpha V} (z_2)^{\beta V} (z_3)^{\gamma V} \quad (\text{F12})
\end{aligned}$$

In the large V we have to compute

$$\lim_{V \rightarrow \infty} (Z)^{\frac{1}{V}} = (z_1)^\alpha (z_2)^\beta (z_3)^\gamma = \lim_{V \rightarrow \infty} (I_1)^{\frac{1}{V}} \lim_{V \rightarrow \infty} (I_2)^{\frac{1}{V}} \lim_{V \rightarrow \infty} (I_3)^{\frac{1}{V}} \quad (\text{F13})$$

that gives

$$\begin{aligned}
&\lim_{V \rightarrow \infty} (I_1)^{\frac{1}{V}} \\
&= \max_{y_1} \left\{ e^{-\frac{y_1^2}{2}} \left(1 + e^{y_1 \sqrt{\frac{\lambda_1}{n_1}}(\omega_1)_1 + \frac{\epsilon_1}{3}} \right)^\alpha \left(1 + e^{y_1 \sqrt{\frac{\lambda_1}{n_1}}(\omega_1)_2 + \frac{\epsilon_2}{3}} \right)^\beta \left(1 + e^{y_1 \sqrt{\frac{\lambda_1}{n_1}}(\omega_1)_3 + \frac{\epsilon_3}{3}} \right)^\gamma \right\} \\
&\equiv \max f(y_1) \quad (\text{F14})
\end{aligned}$$

$$\begin{aligned}
&\lim_{V \rightarrow \infty} (I_2)^{\frac{1}{V}} \\
&= \max_{y_2} \left\{ e^{-\frac{y_2^2}{2}} \left(1 + e^{y_2 \sqrt{\frac{\lambda_2}{n_2}}(\omega_2)_1 + \frac{\epsilon_1}{3}} \right)^\alpha \left(1 + e^{y_2 \sqrt{\frac{\lambda_2}{n_2}}(\omega_2)_2 + \frac{\epsilon_2}{3}} \right)^\beta \left(1 + e^{y_2 \sqrt{\frac{\lambda_2}{n_2}}(\omega_2)_3 + \frac{\epsilon_3}{3}} \right)^\gamma \right\} \\
&\equiv \max g(y_2) \quad (\text{F15})
\end{aligned}$$

$$\begin{aligned}
&\lim_{V \rightarrow \infty} (I_3)^{\frac{1}{V}} \\
&= \max_{y_3} \left\{ e^{-\frac{y_3^2}{2}} \left(1 + e^{y_3 \sqrt{\frac{\lambda_3}{n_3}}(\omega_3)_1 + \frac{\epsilon_1}{3}} \right)^\alpha \left(1 + e^{y_3 \sqrt{\frac{\lambda_3}{n_3}}(\omega_3)_2 + \frac{\epsilon_2}{3}} \right)^\beta \left(1 + e^{y_3 \sqrt{\frac{\lambda_3}{n_3}}(\omega_3)_3 + \frac{\epsilon_3}{3}} \right)^\gamma \right\} \\
&\equiv \max h(y_3) \quad (\text{F16})
\end{aligned}$$

we now introduce the notation

$$y_1^* = \arg \max f(y_1) \quad (\text{F17})$$

$$y_2^* = \arg \max g(y_2) \quad (\text{F18})$$

$$y_3^* = \arg \max h(y_3) \quad (\text{F19})$$

$$\begin{aligned} & (z_1)^\alpha (z_2)^\beta (z_3)^\gamma \\ &= \left[e^{-\frac{(y_1^*)^2}{2}} \left(1 + e^{y_1^* \sqrt{\frac{\lambda_1}{n_1}} (\omega_1)_1 + \frac{\epsilon_1}{3}} \right)^\alpha \left(1 + e^{y_1^* \sqrt{\frac{\lambda_1}{n_1}} (\omega_1)_2 + \frac{\epsilon_2}{3}} \right)^\beta \left(1 + e^{y_1^* \sqrt{\frac{\lambda_1}{n_1}} (\omega_1)_3 + \frac{\epsilon_3}{3}} \right)^\gamma \right] \\ & \left[e^{-\frac{(y_2^*)^2}{2}} \left(1 + e^{y_2^* \sqrt{\frac{\lambda_2}{n_2}} (\omega_2)_1 + \frac{\epsilon_1}{3}} \right)^\alpha \left(1 + e^{y_2^* \sqrt{\frac{\lambda_2}{n_2}} (\omega_2)_2 + \frac{\epsilon_2}{3}} \right)^\beta \left(1 + e^{y_2^* \sqrt{\frac{\lambda_2}{n_2}} (\omega_2)_3 + \frac{\epsilon_3}{3}} \right)^\gamma \right] \\ & \left[e^{-\frac{(y_3^*)^2}{2}} \left(1 + e^{y_3^* \sqrt{\frac{\lambda_3}{n_3}} (\omega_3)_1 + \frac{\epsilon_1}{3}} \right)^\alpha \left(1 + e^{y_3^* \sqrt{\frac{\lambda_3}{n_3}} (\omega_3)_2 + \frac{\epsilon_2}{3}} \right)^\beta \left(1 + e^{y_3^* \sqrt{\frac{\lambda_3}{n_3}} (\omega_3)_3 + \frac{\epsilon_3}{3}} \right)^\gamma \right] \quad (\text{F20}) \end{aligned}$$

by which we can recognize the terms

$$z_1 = \left[e^{-\frac{(y_1^*)^2}{2\alpha}} \left(1 + e^{y_1^* \sqrt{\frac{\lambda_1}{n_1}} (\omega_1)_1 + \frac{\epsilon_1}{3}} \right) \left(1 + e^{y_2^* \sqrt{\frac{\lambda_2}{n_2}} (\omega_2)_1 + \frac{\epsilon_1}{3}} \right) \left(1 + e^{y_3^* \sqrt{\frac{\lambda_3}{n_3}} (\omega_3)_1 + \frac{\epsilon_1}{3}} \right) \right] \quad (\text{F21})$$

$$z_2 = \left[e^{-\frac{(y_2^*)^2}{2\beta}} \left(1 + e^{y_1^* \sqrt{\frac{\lambda_1}{n_1}} (\omega_1)_2 + \frac{\epsilon_2}{3}} \right) \left(1 + e^{y_2^* \sqrt{\frac{\lambda_2}{n_2}} (\omega_2)_2 + \frac{\epsilon_2}{3}} \right) \left(1 + e^{y_3^* \sqrt{\frac{\lambda_3}{n_3}} (\omega_3)_2 + \frac{\epsilon_2}{3}} \right) \right] \quad (\text{F22})$$

$$z_3 = \left[e^{-\frac{(y_3^*)^2}{2\gamma}} \left(1 + e^{y_1^* \sqrt{\frac{\lambda_1}{n_1}} (\omega_1)_3 + \frac{\epsilon_3}{3}} \right) \left(1 + e^{y_2^* \sqrt{\frac{\lambda_2}{n_2}} (\omega_2)_3 + \frac{\epsilon_3}{3}} \right) \left(1 + e^{y_3^* \sqrt{\frac{\lambda_3}{n_3}} (\omega_3)_3 + \frac{\epsilon_3}{3}} \right) \right] \quad (\text{F23})$$

Appendix G: Johnson Graph Diagonalization

We want to find a basis for the eigenspace of eigenvector $\mu = N - 2$. The matrix is the following

$$\beta_{(ij),(kl)} = \begin{cases} 1 & \text{if } |(i,j) \cap (k,l)| = 1 \\ 0 & \text{otherwise} \end{cases} \quad (\text{G1})$$

and the eigenvalue equation will be

$$\sum_{(k,l) \neq (i,j)} \beta_{(ij),(kl)} v_{kl}^a = \sum_{l \neq i,j} (v_{il}^a + v_{lj}^a) = \mu v_{ij}^a \quad (\text{G2})$$

We now introduce the following vector for $a = 2, 3, \dots, N$

$$v_{ij}^a = \begin{cases} 0 & \text{if } (i,j) = (a, a+1) \\ 1 & \text{if } i = a \wedge j = a \\ -1 & \text{if } i = a+1 \wedge j = a+1 \\ 0 & \text{otherwise} \end{cases} \quad (\text{G3})$$

and can be checked that they are indeed eigenvectors and a basis. However they are not orthogonal, which can be seen by computing the scalar product between two of them

$$\langle v^a | v^b \rangle = 2(N-2)\delta_{ab} - (N-3)\delta_{ab \pm 1} \quad (\text{G4})$$

1. Orthogonalization of the basis

From a set of nonorthogonal basis vector we can find a set of orthogonal one by simultaneously orthogonalizing them according to the Lowdin transformations [17]. If we define the overlap matrix S

$$S_{ab} = \langle v^a | v^b \rangle \quad (\text{G5})$$

we can get a set of orthogonal vectors as

$$|\omega^a\rangle = \sum_b S_{ab}^{-\frac{1}{2}} |v^b\rangle \quad (\text{G6})$$

Let us focus on the overlap matrix. Since it is symmetric, we can decompose it as

$$S = U \Lambda U^T \quad (\text{G7})$$

and

$$S^{-\frac{1}{2}} = U\Lambda^{-\frac{1}{2}}U^T. \quad (\text{G8})$$

This is a banded tridiagonal matrix. It is known that it can be diagonalized as

$$\Lambda_{cd} = \frac{\delta_{cd}}{\sqrt{2(N-2) - 2(N-3)\cos\left(\frac{c\pi}{N}\right)}} \quad (\text{G9})$$

$$U_{ac} = \sin\left(\frac{ac\pi}{N}\right) \quad (\text{G10})$$

so that we can compute

$$S_{ab}^{-\frac{1}{2}} = \sum_{cd} \sin\left(\frac{ac\pi}{N}\right) \sin\left(\frac{db\pi}{N}\right) \frac{\delta_{cd}}{\sqrt{2(N-2) - 2(N-3)\cos\left(\frac{c\pi}{N}\right)}} = \sum_c \frac{\sin\left(\frac{ac\pi}{N}\right) \sin\left(\frac{cb\pi}{N}\right)}{\sqrt{2(N-2) - 2(N-3)\cos\left(\frac{c\pi}{N}\right)}} \quad (\text{G11})$$

So that the orthogonalized vectors can be written as

$$|\omega^a\rangle = \sum_{a,c}^N \frac{\sin\left(\frac{ac\pi}{N}\right) \sin\left(\frac{cb\pi}{N}\right)}{\sqrt{2(N-2) - 2(N-3)\cos\left(\frac{c\pi}{N}\right)}} |v^b\rangle \quad (\text{G12})$$

As it is claimed in the section about the node-mediated interaction model, the structure of this vector is such that only $2N-2$ entries are nonzero. Hence we can apply the consideration at the end of appendix E to claim that we do not expect a phase separation coming from this term. If one is interested in the finite size system effects, an orthogonal basis for the third space is needed as well. In this case we refer to the work [14] that has a complete description of all the eigenvectors. Nonetheless they are not orthogonal but can be made so by following the same procedure of Lowdin transformations we just performed.

Appendix H: Ising Model Mapping

Let us go back to the Hamiltonian in the form of (9)

$$H(A) = - \sum_{i \leq j} \left(\theta_1 h_{ij}^{(1)} - \theta_2 h_{ij}^{(2)} \right) A_{ij} - \sum_{i \leq j, k \leq l} \theta_2 h_{ijkl}^{(2)} A_{ij} A_{kl} \quad (\text{H1})$$

and again let us also switch the ordering from the node variables to the link ones, so from (i, j) to a , going from 1 to V .

Now we would like to map this Hamiltonian to the Ising one. It is pretty easy to show with the link-spin mapping

$$A_a = \frac{\sigma_a + 1}{2} \quad (\text{H2})$$

that yields the Hamiltonian

$$\begin{aligned} H(\sigma) &= - \sum_{a=1}^V (\theta_1 h_a^{(1)} - \theta_2 h_{aa}^{(2)}) \frac{\sigma_a + 1}{2} - \sum_{a,b=1}^V \theta_2 h_{ab}^{(2)} \frac{\sigma_a + 1}{2} \frac{\sigma_b + 1}{2} = \\ &= - \underbrace{\frac{1}{2} \sum_{a=1}^V (\theta_1 h_a^{(1)} - \theta_2 h_{aa}^{(2)})}_{\text{global term}} - \sum_{a=1}^V \left(\theta_1 \frac{h_a^{(1)}}{2} + \theta_2 \frac{h_{aa}^{(2)}}{2} \right) \sigma_a - \frac{\theta_2}{4} \sum_{a,b=1}^V h_{ab}^{(2)} [\sigma_a \sigma_b + 1 + \sigma_a + \sigma_b] \end{aligned} \quad (\text{H3})$$

The third sum can be rewritten as

$$\begin{aligned} \frac{\theta_2}{4} \sum_{a,b=1}^V h_{ab}^{(2)} [\sigma_a \sigma_b + 1 + \sigma_a + \sigma_b] &= \\ &= \underbrace{\frac{\theta_2}{4} \sum_{a,b=1}^V h_{ab}^{(2)}}_{\text{global term}} + \frac{\theta_2}{4} \sum_{a,b=1}^V h_{ab}^{(2)} \sigma_a \sigma_b + \frac{\theta_2}{4} \sum_{a,b=1}^V h_{ab}^{(2)} \sigma_a + \frac{\theta_2}{4} \sum_{a,b=1}^V h_{ab}^{(2)} \sigma_b = \\ &= \underbrace{\frac{\theta_2}{4} \sum_{a,b=1}^V h_{ab}^{(2)}}_{\text{global term}} + \frac{\theta_2}{2} \sum_{a=1}^V B_a \sigma_a + \frac{\theta_2}{4} \sum_{a,b=1}^V h_{ab}^{(2)} \sigma_a \sigma_b. \end{aligned} \quad (\text{H4})$$

where the middle term comes from the fact that

$$\sum_{a,b=1}^V h_{ab}^{(2)} \sigma_b = \sum_{a,b=1}^V h_{ab}^{(2)} \sigma_a = \sum_{a=1}^V \sigma_a \underbrace{\sum_{b=1}^V h_{ab}^{(2)}}_{B_a}. \quad (\text{H5})$$

So up to global terms that will be reabsorbed in the partition function normalization condition, the Hamiltonian is

$$H(\sigma) = - \sum_{a=1}^V \left(\theta_1 \frac{h_a^{(1)}}{2} + \theta_2 \frac{h_{aa}^{(2)}}{2} + \theta_2 \frac{B_a}{2} \right) \sigma_a - \frac{\theta_2}{4} \sum_{a,b=1}^V h_{ab}^{(2)} \sigma_a \sigma_b \quad (\text{H6})$$

If we want to recast this in the usual Ising/spin glass Hamiltonian we have to take care of the fact that the local field is actually a function of the first order term but also of the interaction tensor itself. We can choose to rename the parameters in the following way

$$M_a = \theta_1 \frac{h_a^{(1)}}{2} + \theta_2 \frac{h_{aa}^{(2)}}{2} + \theta_2 \frac{B_a}{2} \quad (\text{H7})$$

so that the Hamiltonian assumes the classic form

$$H(\sigma) = - \sum_{a=1}^V M_a \sigma_a - Q \sum_{a,b=1}^V k_{ab} \sigma_a \sigma_b \quad (\text{H8})$$

where k_{ab} indicates if (and possibly how many) connections there are between site a and site b .

-
- [1] J. Park and M. E. Newman, Statistical mechanics of networks, *Physical Review E—Statistical, Nonlinear, and Soft Matter Physics* **70**, 066117 (2004).
 - [2] G. Cimini, T. Squartini, F. Saracco, D. Garlaschelli, A. Gabrielli, and G. Caldarelli, The statistical physics of real-world networks, *Nature Reviews Physics* **1**, 58 (2019).
 - [3] T. Squartini and D. Garlaschelli, *Maximum-entropy networks: Pattern detection, network reconstruction and graph combinatorics* (Springer, 2017).
 - [4] A. C. Coolen, A. Annibale, and E. Roberts, *Generating random networks and graphs* (Oxford university press, 2017).
 - [5] A. Annibale and O. T. Courtney, The two-star model: exact solution in the sparse regime and condensation transition, *Journal of Physics A: Mathematical and Theoretical* **48**, 365001 (2015).
 - [6] J. Park and M. E. Newman, Solution of the two-star model of a network, *Physical Review E—Statistical, Nonlinear, and Soft Matter Physics* **70**, 066146 (2004).
 - [7] A. Rogers, *Supermanifolds: theory and applications* (World Scientific, 2007).
 - [8] V. H. Can, Critical behavior of the annealed ising model on random regular graphs, *Journal of Statistical Physics* **169**, 480 (2017).

- [9] V. H. Can, Annealed limit theorems for the ising model on random regular graphs, *The Annals of Applied Probability* **29**, 1398 (2019).
- [10] V. H. Can, C. Giardinà, C. Giberti, and R. van der Hofstad, Annealed ising model on configuration models, in *Annales de l'Institut Henri Poincaré (B) Probabilités et statistiques*, Vol. 58 (Institut Henri Poincaré, 2022) pp. 134–163.
- [11] Y.-Y. Ahn, J. P. Bagrow, and S. Lehmann, Link communities reveal multiscale complexity in networks, *nature* **466**, 761 (2010).
- [12] P. Villegas, A. Gabrielli, F. Santucci, G. Caldarelli, and T. Gili, Laplacian paths in complex networks: Information core emerges from entropic transitions, *Physical Review Research* **4**, 033196 (2022).
- [13] P. Delsarte, An algebraic approach to the association schemes of coding theory, *Philips Res. Rep. Suppl.* **10**, vi+ (1973).
- [14] K. Vorob'ev, On reconstruction of eigenfunctions of johnson graphs, *Discrete Applied Mathematics* **276**, 166 (2020).
- [15] Y. Filmus, An orthogonal basis for functions over a slice of the boolean hypercube, *The Electronic Journal of Combinatorics* , P1 (2016).
- [16] G. Pólya, G. Szegő, *et al.*, *Problems and Theorems in Analysis: Series, integral calculus, theory of functions*, Vol. 1 (Springer, 1972).
- [17] P.-O. Löwdin, On the non-orthogonality problem connected with the use of atomic wave functions in the theory of molecules and crystals, *The Journal of Chemical Physics* **18**, 365 (1950).