

# Revisiting Prompt Optimization with Large Reasoning Models—A Case Study on Event Extraction

Saurabh Srivastava & Ziyu Yao  
George Mason University  
Fairfax, VA 22030, USA  
{ssrivast6, ziyuyao}@gmu.edu

## Abstract

Large Reasoning Models (LRMs) such as DeepSeek-R1 and OpenAI o1 have demonstrated remarkable capabilities in various reasoning tasks. Their strong capability to generate and reason over intermediate thoughts has also led to arguments that they may no longer require extensive prompt engineering or optimization to interpret human instructions and produce accurate outputs. In this work, we aim to systematically study this open question, using the structured task of event extraction for a case study. We experimented with two LRMs (DeepSeek-R1 and o1) and two general-purpose Large Language Models (LLMs) (GPT-4o and GPT-4.5), when they were used as task models or prompt optimizers. Our results show that on tasks as complicated as event extraction, LRMs as task models still benefit from prompt optimization, and that using LRMs as prompt optimizers yields more effective prompts. Finally, we provide an error analysis of common errors made by LRMs and highlight the stability and consistency of LRMs in refining task instructions and event guidelines.

## 1 Introduction

In recent years, Large Language Models (LLMs) have demonstrated remarkable capabilities across various natural language processing tasks. However, their proficiency in complex reasoning tasks has often been limited (Zhou et al., 2022). To address this, a new class of models, known as Large Reasoning Models (LRMs), has emerged, focusing on enhancing reasoning abilities through advanced training methodologies. One prominent example is DeepSeek-R1 (Guo et al., 2025), an open-source LRM that has achieved state-of-the-art performance on several reasoning benchmarks, including MATH-500 (Lin et al., 2025) and SWE-bench Verified (Jimenez et al., 2023). Similarly, OpenAI’s o1 (Zhong et al., 2024) has set new standards in reasoning tasks, showcasing superior performance in complex problem-solving scenarios.

The advent of these advanced reasoning models has sparked discussions (Wang et al., 2024a; OpenAI, 2025; Mantaras, 2025; Together AI, 2025; Menendez et al., 2025) about the necessity of prompt optimization—the process of refining input prompts to guide model outputs effectively (Zhou et al., 2022; Yang et al., 2024; Srivastava et al., 2024; Agarwal et al., 2024; Guo et al., 2024; Fernando et al., 2024; Li et al., 2025). Traditionally, prompt optimization has been crucial for enhancing LLM performance, with frameworks like PromptAgent

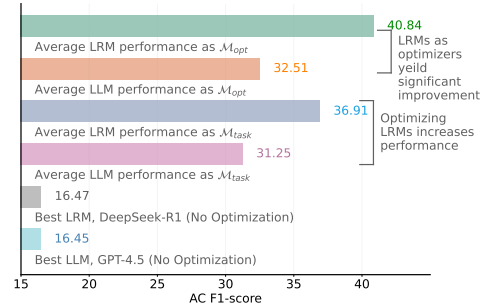


Figure 1: Summary of our main results, where LRMs and LLMs are used as either the task model ( $\mathcal{M}_{task}$ ) or the optimizer ( $\mathcal{M}_{opt}$ ) in prompt optimization, and we observed a strong advantage of LRMs over LLMs.

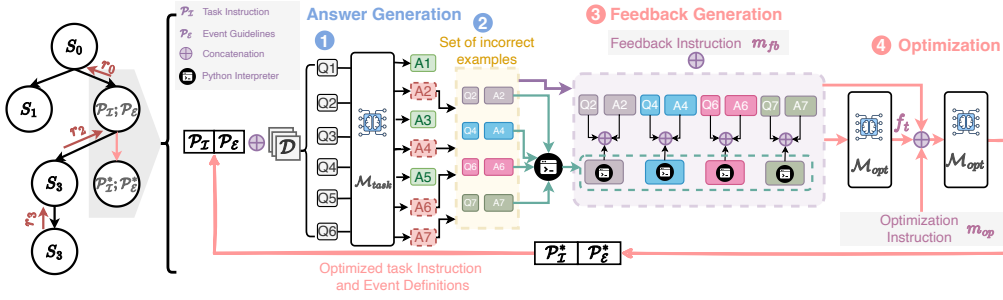


Figure 2: Overview of our prompt optimization framework using language models. At each iteration, a zero-shot task LLM generates outputs, while a separate optimizer LLM analyzes the errors and updates the prompt, including task instructions and event guidelines, accordingly. This process continues over batches of training samples  $\mathcal{D}_{train}$ , and the final optimized prompt is evaluated on the development set to determine the node reward  $r_t$ .

(Wang et al., 2024b) and OPRO (Yang et al., 2024) automating the creation and refinement of prompts through iterative feedback and strategic planning. However, the inherent reasoning capabilities of LRMs like DeepSeek-R1 and o1 raise questions about whether such prompt optimization techniques are equally beneficial for these models. While previous studies have demonstrated the effectiveness of prompt optimization in improving LLM performance, there is a notable gap in research focusing on its impact on LRMs. Moreover, many existing prompt optimization studies focus on tasks where zero-shot baselines already perform well, whereas recent work, such as Gao et al. (2024), demonstrates that even powerful models like GPT-4 struggle with Information Extraction tasks, underscoring the need for more targeted and optimized prompting strategies. We present a discussion on related works in Appendix A.

To fill this gap, we conduct the first systematic study of prompt optimization with LRMs and compare their performance with LLMs. In particular, we experimented with these models on a challenging task, i.e., end-to-end event extraction (EE), a structured prediction task of information extraction that requires identifying and classifying event triggers and arguments within text. EE poses unique challenges: models must follow schema constraints, handle coreference, and balance precision with recall, all of which demand nuanced reasoning. We evaluated four models, two LRMs (DeepSeek-R1, o1) and two LLMs (GPT-4.5, GPT-4o) as both task models and prompt optimizers within a Monte Carlo Tree Search (MCTS) framework (Wang et al., 2024b). This setup allows us to examine both task performance and prompt optimization quality under a consistent setting. Our findings are organized around the following research questions:

**1. Do LRMs benefit from prompt optimization?** We find that LRMs such as DeepSeek-R1 and o1 show substantial gains from prompt optimization, outperforming their non-optimized versions as well as LLMs, even when the training set is extremely small, showing that even strong reasoning models still benefit significantly from prompt optimization.

**2. How do LRMs behave under the full-scale MCTS prompt optimization?** Using our MCTS-based framework, we analyze how model performance evolves across optimization depth. LRMs scale more consistently than LLMs, converging faster and with less variance. For instance, DeepSeek-R1 achieves peak performance by depth 2, while LLMs require deeper exploration and still underperform.

**3. Do LRMs make better prompt optimizers?** LRMs generate high-quality prompts when used as optimizers, often (especially for DeepSeek-R1) producing shorter, more precise prompts than LLMs. These prompts contain extraction rules and exception cases that mirror human annotation guidelines, leading to better downstream task performance.

**4. Can LRMs act as efficient and stable optimizers in prompt optimization?** When used as optimizers, LRMs guide models to peak performance more efficiently than LLMs. They help task models achieve convergence at shallower MCTS depth with lower variance across nodes, indicating both faster and greater stability.

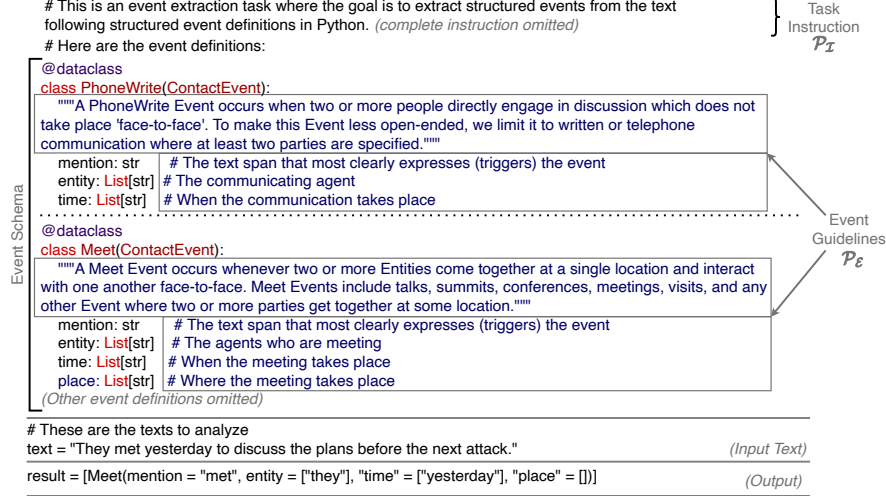


Figure 3: A code prompt consists of a task instruction and an event schema. The event schema contains information about the labels that are represented as Python classes and event guidelines defining both the event classes and the arguments. In prompt optimization, we refine both the task instruction and event guidelines (shown for two events; others omitted due to space limits) to generate more effective prompts for the task model.

Finally, our analyses show that LRMs generally produce more effective prompts. These optimized prompts often include task-specific heuristics and exception handling rules, which help reduce common trigger-related mistakes such as identifying multiple or implicit events, and slightly mitigate argument-level errors like coreferences and span overprediction. Among all the models in our experiments, DeepSeek-R1 produced the shortest (yet most effective) prompts. Interestingly, we observe that a longer prompt is not necessarily a more effective one, and various task models may have different preferences over various lengths of prompts. These findings align with the guidance on prompting LRMs (Mantaras, 2025; Together AI, 2025; OpenAI, 2025), which recommends using concise, focused instructions that avoid extraneous or overly complex phrasing, but in the meantime supplying the models with necessary task specifications. Our work demonstrates that, even with LRMs, prompt optimization is still valuable by automatically optimizing the prompt to be task-targeted yet concise.

## 2 Methodology

### 2.1 Problem Setup

Discrete prompt optimization aims to refine task-specific prompts for an LLM  $\mathcal{M}_{task}$  to improve its performance without modifying the model weights. In this study, we analyze whether LRMs benefit from prompt optimization in the context of *end-to-end EE*. The task consists of **trigger extraction**, which involves identifying event trigger spans and classifying their event types, and **argument extraction**, which requires identifying argument spans within the extracted event instance with a pre-defined role. To prompt a task model,  $\mathcal{M}_{task}$ , we adopted a Python code-based representation for both the input and the output of the model, which was shown to be effective by prior work (Wang et al., 2023a; Sainz et al., 2024; Li et al., 2023; 2024; Srivastava et al., 2025). As shown in Fig. 3, the initial prompt,  $\mathcal{P}_0$ , consists of two main parts: the task instruction and the event schema annotated by guidelines. **Task instruction**  $\mathcal{P}_I$  forms the initial segment of input to introduce the task and specify instructions such as the desired output format. The event schema contains information about the labels, such as event names and argument roles, that are represented as Python classes. The argument roles (e.g., time and place) are defined as attributes of event classes. All the events and arguments in a schema are annotated using human-written **guidelines**  $\mathcal{P}_E$ . The output is represented as a list of instances of the classes defined in the event schema. In this paper, we refine both  $\mathcal{P}_I$  and  $\mathcal{P}_E$  which is represented as the concatenation  $\mathcal{P}_0 = [\mathcal{P}_I || \mathcal{P}_E]$ , where  $||$  represents the concatenation.

Given a training set  $\mathcal{D}_{train} = \{(Q_i, A_i)\}_{i=1}^N$ , where each  $Q_i$  denotes an input text and  $A_i$  its corresponding event instance, the objective of prompt optimization is to discover an **optimal prompt**  $\mathcal{P}^*$  that maximizes a task-specific evaluation function  $\mathcal{R}$ , such as the F-score for EE. Event guidelines typically contain a combination of explicit schema constraints and implicit domain-specific rules that annotators follow during data labeling. However, not all of these rules are fully documented or easily translatable into a single static prompt. As a result, the initial prompt  $\mathcal{P}_0$  may lack critical structural or interpretive cues required for high-quality extraction. We employ an optimizer LLM  $\mathcal{M}_{opt}$  to refine  $\mathcal{P}_0$  to discover such rules and constraints through strategic planning for superior, expert-level prompt optimization. Note that we do not modify the event schema defined by the original EE task, but only the human-written task instruction and the guidelines.

## 2.2 Prompt Optimization Framework

We formalize prompt optimization as a discrete search problem over an expansive natural language prompt space,  $\mathcal{S}$ . Since  $\mathcal{S}$  is too large to explore exhaustively, we adopt Monte Carlo Tree Search (MCTS), an approach well-suited for discrete search problems with large branching factors, to systematically explore the prompt space. As shown previously in Wang et al. (2024b), unlike heuristic-based optimization (Li et al., 2025), MCTS efficiently balances exploration, which involves searching for novel prompts, and exploitation, which involves refining previous prompts.

Similarly to Wang et al. (2024b), we treat prompt optimization as a Markov Decision Process (MDP), where a state  $s_t$  represents a prompt  $\mathcal{P}_t$ , i.e.,  $s_t = \mathcal{P}_t$  at iteration  $t$ . In such a formulation, an action can be thought of as a potential modification to the current prompt, such as the inclusion of a new extraction rule or schema constraint. Such modifications can be obtained through analyzing the errors made by  $\mathcal{M}_{task}$  and generating feedback to modify prompts. As such, shown in Fig. 2, actions are framed as error feedback to guide subsequent refinements of the prompts. Formally, each node in a tree holds a prompt  $\mathcal{P}_t$  concatenated with a batch of input queries  $Q_{batch}$ . In Step 1, Answer Generation, we generate a response  $A'_{batch}$  according to  $A'_{batch} \sim p_{\mathcal{M}_{task}}(A' | \mathcal{P}_t, Q_{batch})$ . The incorrect responses are extracted (Step 2) and are passed through a Python interpreter to identify issues such as parsing errors, undefined event classes, and hallucinated spans. Next, in Step 3, each incorrect input query, the expected output, and the interpreter outputs are concatenated in a single sequence to obtain a set of actionable feedback  $f_t$  according to  $f_t \sim p_{\mathcal{M}_{opt}}(f | s_t, m_{fb})$  where  $m_{fb}$  is a meta-prompt that instructs  $\mathcal{M}_{opt}$  to generate corrective feedback based on observed errors. Finally, in Step 4, we generate the updated task instruction and event guidelines,  $\mathcal{P}_{t+1}$ , governed by  $p_{\mathcal{M}_{opt}}(s_{t+1} | s_t, f_t, m_{opt})$  where  $m_{opt}$  is another meta-prompt that guides the construction of a revised prompt incorporating feedback from the previous step. We included details about Steps 3 and 4 in Section 2.3. The optimization loop proceeds by iteratively collecting errors from the task model, modifying the prompt, and evaluating improvements until a terminal condition is reached.

Finally, we assess the quality of each newly generated state  $s_t$  after applying action  $f_t$  determined by the reward function  $r_t = \mathcal{R}(s_t, f_t)$  on a held-out development set separated from the given training samples. Since EE involves four sub-tasks, we take an average of F-scores across all the sub-tasks metrics defined in Section 3.1, i.e., TI F-score, TC F-score, AI F-score, and AC F-score as our reward function. The best prompt is selected among all the prompts produced during the MCTS process based on their development-set performance. We provide the full algorithm in Appendix B.

## 2.3 Feedback Generation and Prompt Optimization

In Step 3, we utilize a meta-prompt  $m_{fb}$  that guides the optimization model  $\mathcal{M}_{opt}$  to generate structured feedback based on the errors made by the task model  $\mathcal{M}_{task}$  when evaluated under the current prompt  $\mathcal{P}_t$ . Specifically, the meta-prompt instructs  $\mathcal{M}_{opt}$  to process each incorrect example, identify the type of error, analyze whether it stems from unclear or insufficient role definitions, and suggest targeted improvements. These improvements

include clarifying ambiguous roles, tightening extraction rules, and refining instructions in the event guidelines. It also requests the model to summarize common patterns across multiple errors, enabling broader adjustments to the task instruction. The expected output is a set of actionable edits to the event definitions and task instructions, both example-specific and general, to improve clarity, coverage, and consistency.

In Step 4, we generate the updated prompt  $\mathcal{P}_{t+1}$ —comprising the task instruction and event guidelines—based on the distribution  $p_{\mathcal{M}_{opt}}(s_{t+1} | s_t, f_t, m_{opt})$ . Specifically, the meta-prompt  $m_{opt}$  instructs  $\mathcal{M}_{opt}$  to generate both the *updated* task instruction and the *updated* event guidelines in one single inference. To discourage the optimizer from generating a new prompt that repeats what has been explored in the trajectory, we also include the history of all previous prompts in  $m_{opt}$ . We note that since only a batch of incorrect examples is provided to the optimizer in each optimization step, not every event type needs refinement, and we thus do not force the optimizer to update every single event type. In our experiments, we observed that optimizers exhibit different behaviors in how they apply feedback. For instance, we observed that in the majority of cases, DeepSeek-R1 refines only the event definitions that are explicitly mentioned in the feedback generated in Step 3, leaving the remaining event definitions untouched. In contrast, some optimizers regenerate almost all event definitions regardless of whether feedback indicates a need for modification. In our implementation, for event types that the optimizer does not refine, we retain the parent class definitions from  $\mathcal{P}_t$  without modification.

We include the prompt templates for feedback generation ( $m_{fb}$ ) and prompt optimization ( $m_{opt}$ ) in Appendix B.4.

### 3 Experiments

#### 3.1 Experimental Setup.

**Dataset.** To evaluate the impact of prompt optimization on LRMs, we conduct experiments on the widely used ACE05 dataset (Doddington et al., 2004), a standard benchmark for EE that provides fine-grained event distinctions. We used the “split 1” preprocessed by Huang et al. (2024) and further processed it into the Python code format. The original ACE05 dataset includes 33 event types. However, our preliminary exploration found that including all 33 event types for prompt optimization could lead to overly long prompts, which both LLMs and LRMs cannot properly handle. To eliminate the impact of this confounding factor while assessing whether LRMs require and facilitate prompt optimization, we downsampled a subset of 10 event types in our experiments and left the issue of long-context processing as future work.

We utilize two smaller versions of ACE05 training set in our experiments. To simulate low-resource conditions, we construct  $\text{ACE}_{\text{low}}$  of 15 samples, where we select one instance per event type, prioritizing those with higher densities of event and argument annotations (i.e., training examples annotated with multiple event instances); the remaining samples are non-event instances. To examine the effect of scaling up the training size, we also construct a medium-scale dataset,  $\text{ACE}_{\text{med}}$ , comprising 120 examples—ten per event type—with the remaining being non-event instances. For both settings, we use a consistent development set of 100 examples randomly sampled from the ACE05 development set and focus our discussions about various tasks and optimizer models’ performance on this set. For the full MCTS, we additionally report the model performance on a test set consisting of 250 examples randomly sampled from the ACE05 test set. Dataset statistics for  $\text{ACE}_{\text{low}}$  and  $\text{ACE}_{\text{med}}$  are summarized in Table 3 (Appendix B).

**Evaluation.** Following prior work (Huang et al., 2024), we evaluate models using four F1-based metrics: (1) **Trigger Identification (TI)**, which measures the correct extraction of trigger spans; (2) **Trigger Classification (TC)**, which additionally requires predicting the correct event type; (3) **Argument Identification (AI)**, which assesses the correct extraction of arguments and their association with the predicted trigger; and (4) **Argument Classification (AC)**, which further requires correct role labeling and serves as the most comprehensive



measure of overall end-to-end EE performance. For analysis, we primarily report AC scores, which are widely regarded as a precise metric for evaluating both argument and trigger quality (Huang et al., 2024). Full results for all metrics are provided in Appendix D.

**Experimental Settings and Baselines.** Our experiments involve two LRMs, DeepSeek-R1 and OpenAI-o1, and two general-purpose LLMs, GPT-4.5 and GPT-4o, used both as  $\mathcal{M}_{opt}$  and  $\mathcal{M}_{task}$ . We conduct two sets of experiments. First, we evaluate all models on  $ACE_{low}$  and  $ACE_{med}$  using shallow MCTS (depth 1) to examine whether LRMs benefit from prompt optimization. We started with this design choice owing to its reduced complexity and computational costs. In the second set of experiments, we then perform full MCTS optimization with depth 5 on  $ACE_{med}$  to investigate the deeper dynamics of optimization;  $ACE_{low}$  is excluded from full-scale search due to its limited size. For all our experiments, we report results only from the best-performing prompt nodes in each model’s search trajectory. To reduce the inference cost, we followed Cheng et al. (2023) to employ “batch prompting” when querying  $\mathcal{M}_{task}$  for answer generation (Step 1 in Fig 2). Interestingly, we observed a performance gain than querying the task model for one question at a time. Due to policy restrictions, we deployed the DeepSeek-R1 model locally on our own server. Given the limitation of our computing power and for efficient inference, we quantize DeepSeek-R1 to 2.5 bits using the UnSloth framework (Daniel Han & team, 2023). Additional details on batch prompting and hyperparameter configurations are provided in Appendix B.

### 3.2 Experimental Results.

**RQ1: Do LRMs benefit from prompt optimization in EE?** We first study whether the models can gain from prompt optimization by performing MCTS at depth 1. Specifically, we unroll the root node once with three child expansions and report the best prompt performance. Shown in Table 1, we observe consistent gains from prompt optimization across all models, with LRMs showing especially strong improvements. On both  $ACE_{low}$  and  $ACE_{med}$ , LRMs significantly outperform their own non-optimized versions. Specifically, o1 and DeepSeek-R1 gain approximately +8% AC on  $ACE_{low}$  and +23% on  $ACE_{med}$ . LLMs also benefit from optimization, though to a lesser extent: GPT-4o and GPT-4.5 improve by around +7% and +5% on  $ACE_{low}$ , and by +14% and +20% on  $ACE_{med}$ , respectively. Overall, the performance gains from prompt optimization are more pronounced in LRMs than in LLMs.

Similarly, in cross-model comparisons using optimized prompts, LRMs remain highly competitive. On  $ACE_{low}$ , GPT-4.5 slightly outperforms o1 by about +1% AC but trails behind DeepSeek-R1 by roughly +2%. On  $ACE_{med}$ , both LRMs outperform LLMs: o1 surpasses GPT-4.5 by +0.5% AC, and DeepSeek-R1 gains over approximately +3.5%. These findings suggest that LRMs are not only more responsive to prompt optimization but also more capable in zero-shot event extraction settings. As we show in RQ2, this gap widens further when using the full-depth MCTS-based optimization strategy.

**Insight 1:** Prompt optimization benefits all models, but LRMs gain more. With optimized prompts, they outperform their non-optimized counterparts and LLMs on both  $ACE_{low}$  and  $ACE_{med}$ .

**RQ2: How do LRMs perform under full-scale MCTS prompt optimization?** To assess whether the advantages of LRMs persist at scale, we perform MCTS with a search depth of 5 across all models on  $ACE_{med}$ . While performance improves overall, we observe that the gains from full-scale optimization are incremental rather than dramatic when compared to the improvements observed with a single roll-out (i.e., depth 1) of MCTS. LRMs, however, still exhibit relatively stronger improvements. DeepSeek-R1, for instance, gains an additional +4.26% AC over its previous best (40.00  $\mapsto$  44.26). Similarly, o1 improves by +2.83% (36.98  $\mapsto$  39.81) when selecting the best optimizer across depths. When optimizing itself, it improves by +1.73% (36.98  $\mapsto$  38.71), confirming that gains beyond depth 1 remain modest even under controlled settings. In contrast, LLMs GPT-4.5 and GPT-4o show modest gains of only +1.23% (36.51  $\mapsto$  37.74) and +1.03% (27.54  $\mapsto$  28.57), respectively.

$\mathcal{M}_{task}$	Optimizer LLMs/LRMs ( $\mathcal{M}_{opt}$ )					#Output
	No Opt.	GPT-4o	GPT-4.5	o1	DS-R1	Tokens
<i>MCTS at depth 1 on ACE<sub>low</sub> (Development Set)</i>						
GPT-4o	12.68	18.18 +5.50	16.67 +3.99	18.83 +6.15	<b>20.15</b> +7.47	15.31
GPT-4.5	16.47	19.33 +2.86	16.47 00.00	19.32 +2.85	<b>22.31</b> +5.84	24.57
o1	13.94	18.96 +5.02	18.57 +4.63	20.29 +6.35	<b>21.92</b> +7.98	489.67
DS-R1	16.45	18.67 +2.22	18.57 +2.12	21.83 +5.38	<b>24.66</b> +8.21	217.71
<i>MCTS at depth 1 on ACE<sub>med</sub> (Development Set)</i>						
GPT-4o	12.68	22.32 +9.64	27.54 +14.86	26.30 +13.62	25.10 +12.42	17.31
GPT-4.5	16.47	29.63 +13.16	35.94 +19.47	<b>36.51</b> +20.04	35.42 +18.95	28.75
o1	13.94	30.19 +16.25	36.67 +22.73	<b>36.98</b> +23.04	36.96 +23.02	543.45
DS-R1	16.45	32.20 +15.75	37.14 +20.69	38.77 +22.32	<b>40.00</b> +23.55	277.11
<i>MCTS at depth 5 on ACE<sub>med</sub> (Development Set)</i>						
GPT-4o	12.68	28.04 +15.36	27.03 +14.35	<b>28.57</b> +15.89	27.31 +14.63	17.55
GPT-4.5	16.47	32.35 +15.88	37.58 +21.11	36.22 +19.75	<b>37.74</b> +21.27	32.65
o1	13.94	33.52 +19.58	37.78 +23.84	38.71 +24.77	<b>39.81</b> +25.87	575.36
DS-R1	16.45	37.97 +21.52	38.40 +21.95	40.58 +24.13	<b>44.26</b> +27.81	301.45
<i>MCTS at depth 5 on ACE<sub>med</sub> (Test Set)</i>						
GPT-4o	13.33	26.94 +13.61	34.75 +21.42	30.59 +17.26	<b>35.79</b> +22.46	27.00
GPT-4.5	14.29	27.31 +13.02	35.29 +21.00	36.59 +22.30	<b>36.69</b> +22.40	35.56
o1	15.38	28.57 +13.19	36.73 +21.35	<b>38.71</b> +23.33	37.86 +22.48	526.43
DS-R1	16.00	31.93 +15.93	41.98 +25.98	42.06 +26.06	<b>43.75</b> +27.75	211.43

Table 1: AC (F1) scores using different  $\mathcal{M}_{task}$  and  $\mathcal{M}_{opt}$ . #Output Tokens delineates the average number of output tokens from the task model, including reasoning and non-reasoning contents. The background shades indicate the choice of prompt optimizers, i.e., LRMs, LLMs, or no optimization. The best optimization result is in **bold** for each task model. We observe that LRMs not only benefit significantly from prompt optimization but also serve as strong prompt optimizers for other models.

Finally, we report each task model’s performance on  $ACE_{test}$ , using the same best prompt on  $ACE_{med}$ . We observe consistent improvements: DeepSeek-R1 achieves a +7% absolute gain in AC F1 over GPT-4.5 (36.69  $\mapsto$  43.75), while o1 outperforms GPT-4.5 by +2% (36.69  $\mapsto$  38.71).

**Insight 2:** Full-scale MCTS optimization yields non-dramatic gains over single-step optimization, but reasoning-based models benefit more.

**RQ3: Do LRMs make better prompt optimizers?** We evaluate each task model’s performance when optimized using various LRMs and LLMs to investigate the quality of optimized prompts. In the low-resource setting ( $ACE_{low}$ , Depth 1), DeepSeek-R1 consistently outperforms all other optimizers across all task models. Compared to the best-performing LLM optimizer (GPT-4o), DeepSeek-R1 yields substantial gains: about +2% AC for optimizing GPT-4o (18.18 $\mapsto$ 20.15), +3% for GPT-4.5 (19.33 $\mapsto$  22.31) and o1 (18.96 $\mapsto$  21.92), and +6% when optimizing itself (18.67 $\mapsto$  24.66). Notably, among LLMs, GPT-4o performs better than GPT-4.5 as an optimizer in all task model settings, despite being weaker as a task model.

On the other hand, when a larger training set is available ( $ACE_{med}$ , Depth 1), we observe a shift. While LRM optimizers such as o1 and DeepSeek-R1 remain strong—achieving over +23% AC gain while optimizing themselves—GPT-4.5 shows a significant boost in effectiveness. It consistently outperforms GPT-4o as an optimizer and in some cases narrows the gap with LRMs, reaching 35.94 when optimizing itself and 36.67 when optimizing o1.

Qualitatively, as shown in Table 2, DeepSeek-R1 enhances the optimized prompt  $\mathcal{P}^*$  by adding precise extraction rules—such as removing articles (“a/an/the”) and possessive pronouns (highlighted in blue)—as well as critical exception cases for handling specific triggers (highlighted in pink). In contrast, o1 tends to generate a larger number of extraction rules, resulting in longer prompts. Both LRMs also include specific examples to guide extraction.

Examples of Task Instructions Optimized by Different Models	
<b>NO OPTI-MIZATION</b> Best Scores TI - 39.29 TC - 33.93 AI - 16.47 AC - 16.47	<b>#</b> This is an event extraction task where the goal is to extract structured events from the text following structured event definitions in Python. (...) For each different event type, please output the extracted information from the text into a python list format (...) <b>you should always output in a valid pydantic format: result = [EventName("mention" = "trigger", "arg1_key" = "arg1_span", ...), EventName("mention" = "trigger", "arg1_key" = "arg1_span", ...)]. (...)</b>
<b>GPT-4o</b> Best Scores TI - 48.28 TC - 48.28 AI - 40.51 AC - 37.97	<b>#</b> This is an event extraction task where the goal is to extract structured events (...) <b># Task Instructions:</b> 1. For each different event type, output the extracted information from the text (...) <b>2. Structure the output in a valid Pydantic format: 'result = [EventName("mention" = "trigger", (...)</b> 3. Adhere strictly to the described event descriptions (...). 4. Address special cases:- Appeals: Consider involved parties from prior related events as "prosecutor". - Multiple roles may apply contextually; ensure complete information extraction. - Implicit indications: If mentions like "filed", "concluded", etc.,(...) use context to clarify them.(...)
<b>GPT-4.5</b> Best Scores TI - 46.15 TC - 46.15 AI - 40.80 AC - 38.40	<b>#</b> This is an event extraction task for identifying and structuring events from text using Python-defined event classes. Each structured event consists of an event trigger word, an event type (...) <b>## Instructions:</b> 1. Span Extraction: - Extract precise and concise spans for mentions and arguments, conveying the event or argument role clearly (...) - Accurately identify roles using contextual cues, effectively resolving ambiguities while prioritizing explicit spans. <b>If roles are unmentioned, leave them empty. (...)</b> <b>3. Output Format: Please follow the Python-format(...)</b> 4. Clarifications and Exceptions:- Note explicitly when roles have exceptions based on role definitions. - Manage overlapping roles by following specific guidelines for span clarity and precision, (...)
<b>DEEPSEEK-R1</b> Best Scores TI - 56.60 TC - 56.60 AI - 44.26 AC - 44.26	<b># Event Extraction Task:</b> Extract structured events from text using Python class definitions.(...); 1. Span Extraction:- Triggers: Minimal contiguous spans (verbs/nouns) directly expressing the event. Include both verbal and nominal forms ("death" = Die, "killings" = Die).(…) - Arguments: - Remove articles ("a/an/the") and possessive pronouns EXCEPT when part of official names or temporal phrases ("The Hague", "the past year") - Resolve pronouns AND POSSESSIVE NOUNS to named entities immediately using same-sentence antecedents ("airline's plan" → ["airline"]) - Strip role/location/age descriptors from arguments ("Philadelphia lawyers" → "lawyers") (...) - Keep FULL spans for crimes/money including sources/amounts ("stereo worth \$1,750 from family") unless legal terms (...) 2. Special Handling:- Bankruptcy Triggers: "went bust" → EndOrg(...) - Crime Spans: Retain full contextual clauses ("If convicted of killings...") without truncation - Temporal Phrases: Keep original spans with articles when part of phrase ("the early 90's") <b>3. Output Rules: Always output in Python-format as (...)</b> <b>4. Critical Exceptions:- (...)</b>
<b>O1</b> Best Scores TI - 66.67 TC - 66.67 AI - 44.93 AC - 40.58	<b>#</b> This is an event extraction task where the goal is to extract structured events from the text following structured event definitions in Python. (...) Keep argument references minimal by removing articles, possessives, or descriptive words unless they are crucial identifiers (e.g., "the retailer" → "retailer", "my uncle" → "uncle"). <b># Important guidelines to address prior errors:</b> <b># 1.</b> For each event trigger, use the single most relevant word (e.g., "bankruptcy" rather than "file for bankruptcy"). <b># 2.</b> For argument roles, also use minimal spans (e.g., "soldier" instead of "a soldier," "woman" instead of "a woman").(...) <b># 4.</b> For justice events (Sue, Appeal, Convict, SentenceAct, etc.): (...) <b># 5.</b> For transfers of money, watch for direct or indirect references to donations, (...) <b># 6.</b> Do not skip events implied by synonyms or indirect wording (e.g., "shutting down" → EndOrg, (...). <b># 7.</b> If there is more than one event in a single text, output each in a separate entry.(...)

Table 2: Example task instructions optimized by different optimizers when  $\mathcal{M}_{\text{task}} = \text{DeepSeek-R1}$ , which yielded the best performance for each optimizer. LRMs tend to emphasize actionable extraction rules and exception handling, while paying minimal attention to the task instruction and output format. Additionally, they often include illustrative examples (in bold) to facilitate span extraction.

The LLMs, by comparison, focus more on task instructions and output formatting, typically generating shorter prompts with fewer examples. Among them, GPT-4.5 occasionally adds exception handling, though this behavior is less consistent than in LRMs. We provide additional examples of optimized task instruction and event guidelines in Appendix E, and include an additional analysis of the prompt quality in Section 4.1.

**Insight 3:** LRMs serve as highly effective optimizers, especially in low-resource settings where DeepSeek-R1 consistently outperforms all others.

**RQ4: Can LRMs act as efficient and stable optimizers in prompt optimization?** In Figure 4a, we observe that with DeepSeek-R1 as an optimizer, DeepSeek-R1 and GPT-4o



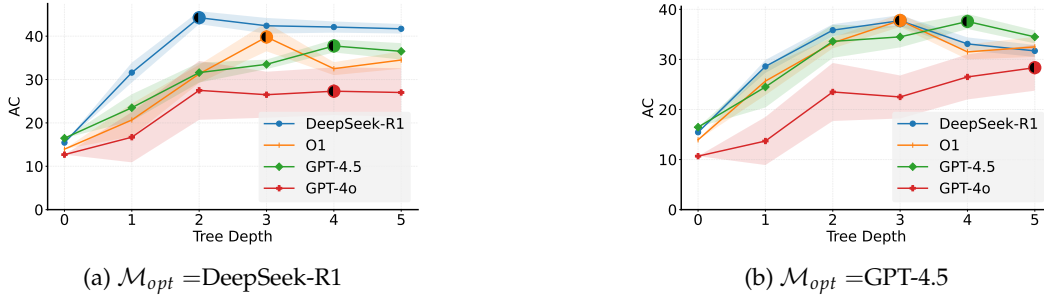


Figure 4: Convergence analysis of prompt optimization across different task models with two optimizers—DeepSeek-R1 (left) and GPT-4.5 (right). LRMs converge fastest with minimal variance, and LLMs require deeper trees.

demonstrate faster convergence compared to when GPT-4.5 is used as an optimizer (Figure 4b), suggesting that it generates higher quality of prompts. For DeepSeek-R1 and GPT-4.5 as task models, it also exhibits a smaller performance variance, which shows that R1 not only generates high-quality prompts but also does so reliably. In contrast, with GPT-4.5 as an optimizer, convergence tends to be slower. Under this setup, both LRMs reach their peak at depth 3, while GPT-4.5 and GPT-4o converge at depths 4 and 5, respectively. For GPT-4.5, the optimization process is visibly less stable than optimizing with DeepSeek-R1.

Notably, most models begin to plateau, or slightly decline, beyond their optimal depth (marked using half-filled markers), reinforcing the presence of diminishing returns, where additional optimization yields increasingly smaller or no performance gains.

**Insight 4:** DeepSeek-R1 (LRM) as an optimizer yields faster and more stable convergence than GPT-4.5 (LLM).

## 4 Further Analysis

### 4.1 Prompt Quality Across Optimizers

We analyze the distribution of prompt effectiveness using a survival plot with DeepSeek-R1 as  $\mathcal{M}_{task}$ . The x-axis represents increasing AC thresholds, while the y-axis indicates the percentage of prompts that achieve at least that threshold. A higher survival curve indicates that an optimizer more consistently produces high-performing prompts. As shown in Figure 5a, prompts optimized via DeepSeek-R1 exhibit the strongest survival curve, maintaining high-performance density even at stricter AC cutoffs ( $\geq 35\%$  AC). In contrast, GPT-4o’s curve decays rapidly, showing that while it occasionally generates effective prompts, its output quality is inconsistent. Interestingly, o1 and GPT-4.5 fall in between, with o1 slightly outperforming GPT-4.5 in the mid-range thresholds but trailing DeepSeek-R1 significantly at higher cutoffs. These trends reinforce our earlier findings: reasoning models are not only capable of producing better peak performance but also generate a greater density of usable prompts.

### 4.2 Prompt Length vs. Task Model Performance

To better understand how much instruction is needed for different task models to reach their peak performance, we analyze the relationship between prompt length and model accuracy across full MCTS search trees. For each model, we select its best-performing search trajectory (i.e., o1 as optimizer for GPT-4o and DeepSeek-R1 as optimizer for the other task models) and plot the corresponding full prompt lengths (including inherited definitions) against their AC scores in Figure 5b. DeepSeek-R1 achieves its highest performance utilizing the shortest prompt ( $\sim 1750$  tokens) in the search space, suggesting a preference for more concise task instructions. In contrast, both LLMs (GPT-4o and GPT-4.5) and the reasoning model o1 tend to rely on significantly longer prompts to achieve comparable accuracy.

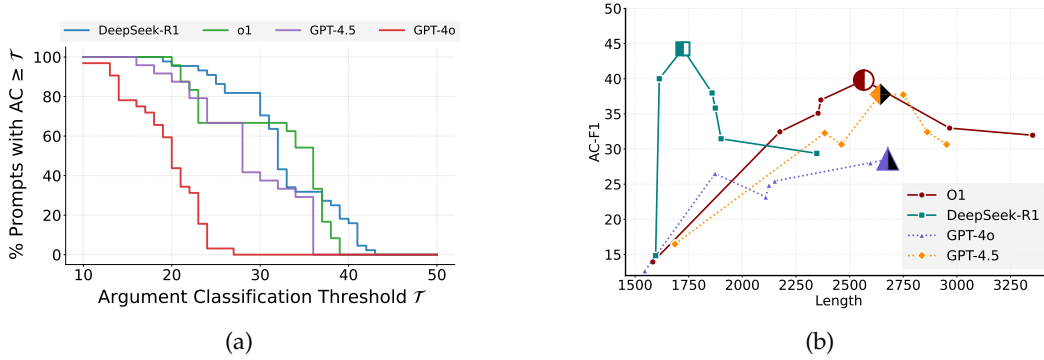


Figure 5: (a) A survival plot showing the % of prompts (y-axis) that achieve at least a given AC score (x-axis) for DeepSeek-R1 across different optimizers. (b) Prompt length vs. AC score across the best-performing full MCTS configuration for each task model on dev set.

In addition, as shown in Table 2, prompts generated by DeepSeek-R1 introduce new extraction rules and exception handling that were not present in the initial prompt  $\mathcal{P}_0$ . Many of these rules are focused on precise argument span extraction—a category which, as to be discussed in Section 4.4, accounts for one of the most frequent error types. This suggests that DeepSeek-R1’s optimizer is capable of identifying and injecting high-utility constraints, boosting  $\mathcal{M}_{task}$ ’s performance.

### 4.3 How Do Optimizers Follow (or Ignore) Feedback?

As mentioned in Section 2.3, optimizers exhibit different behaviors in how they apply feedback. For instance, we observed that in the majority of cases, DeepSeek-R1 refines only the event definitions that are explicitly mentioned in the feedback generated for the refinement of the task instruction and guidelines, leaving the remaining event definitions untouched. An example is shown in Figure 6, where DeepSeek-R1 reasons that the incorrect argument extraction for the Attack event likely stems from limitations of  $\mathcal{M}_{task}$  rather than the guideline itself, and consequently refuses to modify it. In such cases, the unchanged definitions are inherited from the parent node.

To quantify this behavior, we measure the average number of *edited* guidelines and their average token length across all optimizers, under each model’s best-performing configuration (based on AC score), in Figure 7. Notably, the token counts in this analysis differ from those in Figure 5b because we consider only the edited guidelines here—unedited ones are inherited from prior states—whereas the earlier analysis includes the full prompt content at each node. As shown in the figure, DeepSeek-R1 edits the fewest event types’ guidelines (6.7 on average) and produces the shortest guidelines (approximately 1.5k tokens for guidelines edited in one optimization step), reflecting a more feedback-sensitive and token-efficient strategy. In

(truncated) The model’s prediction didn’t include this, possibly because the coref wasn’t resolved. The current guideline says pronouns require coref resolution before extraction. So if “his” is unresolved, it’s omitted. But in the correct answer, “his” is resolved to Arafat. So the model might not have access to coref resolution, leading to omission. However, this is a model limitation, but the guideline says pronouns must be coref resolved. So maybe the guideline is clear, but the model isn’t performing coref properly. Hence, I will skip the Attack event. (truncated)

Figure 6: Example reasoning when DeepSeek-R1 refuses to edit the Attack event.

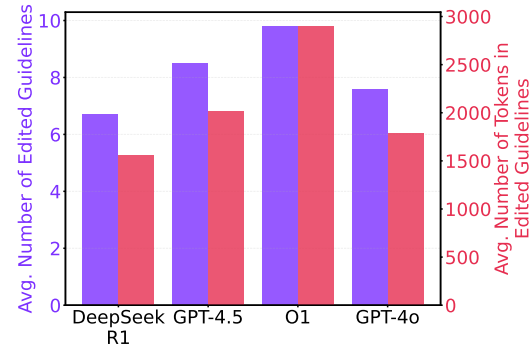


Figure 7: Average number of guidelines edited by each model and the average number of tokens in the edited guidelines for different optimizers when  $\mathcal{M}_{task}$ =DeepSeek-R1.

contrast, GPT-o1 and GPT-4.5 modify nearly all ten guidelines (9.8 and 8.5 on average), regardless of feedback specificity, resulting in much longer outputs (2.9k and 2k tokens, respectively). While GPT-4o also appears restrained (7.6 edits on average), qualitative analysis suggests this is due to feedback overflow: when many suggestions are provided, GPT-4o often fails to address them all. These findings highlight DeepSeek-R1’s more specific and efficient editing behavior, further reinforcing its strength as a prompt optimizer.

#### 4.4 Error Categorization and Analysis

To better understand the types of errors introduced by different optimizers, we conduct a fine-grained analysis of all development examples where DeepSeek-R1 fails on prompts generated by different optimizers. As shown in Figure 8, LRMs notably reduce event-related errors, particularly those involving multiple or implicit events. Argument-related issues, such as coreference errors and span overprediction, are also slightly reduced. In some cases, all models produce non-parsable outputs or hallucinated argument spans. The remaining errors are primarily attributed to label noise in the dataset. We provide an example for each error category in Appendix D.

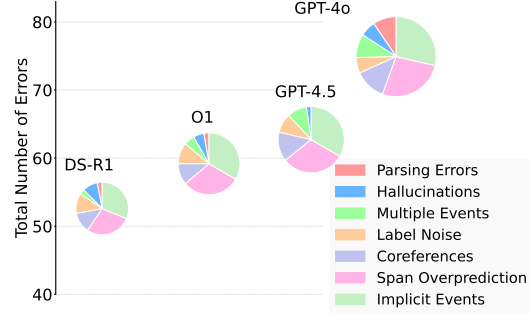


Figure 8: Error categorization for DeepSeek-R1 as the task model with various optimizers.

**Insight 5:** LRM-optimized prompts are not only shorter, but are also enriched with new extraction rules absent from the original task instruction, directly addressing frequent errors like span overprediction and coreferences.

## 5 Conclusion

We present the first systematic study of prompt optimization for LRMs, evaluating their roles as both task models and optimizers in a unified MCTS framework. On the structured task of event extraction, we find that LRMs benefit more from prompt optimization than LLMs and serve as stronger optimizers. They produce higher-quality prompts, converge faster, and generalize more reliably across models—highlighting their effectiveness in both prompt consumption and generation. Our error analysis further reveals that prompts optimized by LRMs reduce overprediction, hallucination, and parsing errors, contributing to more faithful and structured outputs.

## Acknowledgments

LLM/LRM API resources in this work were partially accessed from the Accelerating Foundation Models Research program at Microsoft Research. The project was also supported by resources provided by the Office of Research Computing at George Mason University (URL: <https://orc.gmu.edu>) and funded in part by grants from the National Science Foundation (Award Number 2018631).

## References

- Eshaan Agarwal, Joykirat Singh, Vivek Dani, Raghav Magazine, Tanuja Ganu, and Akshay Nambi. Promptwizard: Task-aware prompt optimization framework, 2024. URL <https://arxiv.org/abs/2405.18369>.
- Zhoujun Cheng, Jungo Kasai, and Tao Yu. Batch prompting: Efficient inference with large language model APIs. In Mingxuan Wang and Imed Zitouni (eds.), *Proceedings of the 2023*

- Conference on Empirical Methods in Natural Language Processing: Industry Track*, pp. 792–810, Singapore, December 2023. Association for Computational Linguistics. doi: 10.18653/v1/2023.emnlp-industry.74. URL <https://aclanthology.org/2023.emnlp-industry.74/>.
- Michael Han Daniel Han and Unsloth team. Unsloth, 2023. URL <http://github.com/unslothai/unsloth>.
- Mingkai Deng, Jianyu Wang, Cheng-Ping Hsieh, Yihan Wang, Han Guo, Tianmin Shu, Meng Song, Eric Xing, and Zhiting Hu. RLPrompt: Optimizing discrete text prompts with reinforcement learning. In Yoav Goldberg, Zornitsa Kozareva, and Yue Zhang (eds.), *Proceedings of the 2022 Conference on Empirical Methods in Natural Language Processing*, pp. 3369–3391, Abu Dhabi, United Arab Emirates, December 2022. Association for Computational Linguistics. doi: 10.18653/v1/2022.emnlp-main.222. URL <https://aclanthology.org/2022.emnlp-main.222/>.
- George Doddington, Alexis Mitchell, Mark Przybocki, Lance Ramshaw, Stephanie Strassel, and Ralph Weischedel. The automatic content extraction (ACE) program – tasks, data, and evaluation. In Maria Teresa Lino, Maria Francisca Xavier, Fátima Ferreira, Rute Costa, and Raquel Silva (eds.), *Proceedings of the Fourth International Conference on Language Resources and Evaluation (LREC’04)*, Lisbon, Portugal, May 2004. European Language Resources Association (ELRA). URL <https://aclanthology.org/L04-1011/>.
- Chrisantha Fernando, Dylan Sunil Banarse, Henryk Michalewski, Simon Osindero, and Tim Rocktäschel. Promptbreeder: Self-referential self-improvement via prompt evolution, 2024. URL <https://openreview.net/forum?id=HKkiX3Zw1>.
- Jun Gao, Huan Zhao, Wei Wang, Changlong Yu, and Ruifeng Xu. Eventrl: Enhancing event extraction with outcome supervision for large language models. 2024.
- Daya Guo, Dejian Yang, Haowei Zhang, Junxiao Song, Ruoyu Zhang, Runxin Xu, Qihao Zhu, Shirong Ma, Peiyi Wang, Xiao Bi, et al. Deepseek-r1: Incentivizing reasoning capability in llms via reinforcement learning. 2025.
- Qingyan Guo, Rui Wang, Junliang Guo, Bei Li, Kaitao Song, Xu Tan, Guoqing Liu, Jiang Bian, and Yujiu Yang. Connecting large language models with evolutionary algorithms yields powerful prompt optimizers. In *The Twelfth International Conference on Learning Representations*, 2024. URL <https://openreview.net/forum?id=ZG3RaNIso8>.
- Edward J Hu, yelong shen, Phillip Wallis, Zeyuan Allen-Zhu, Yanzhi Li, Shean Wang, Lu Wang, and Weizhu Chen. LoRA: Low-rank adaptation of large language models. In *International Conference on Learning Representations*, 2022. URL <https://openreview.net/forum?id=nZeVKeeFYf9>.
- Kuan-Hao Huang, I-Hung Hsu, Tanmay Parekh, Zhiyu Xie, Zixuan Zhang, Prem Natarajan, Kai-Wei Chang, Nanyun Peng, and Heng Ji. Textee: Benchmark, reevaluation, reflections, and future challenges in event extraction. In *Findings of the Association for Computational Linguistics ACL 2024*, pp. 12804–12825, 2024.
- Carlos E Jimenez, John Yang, Alexander Wettig, Shunyu Yao, Kexin Pei, Ofir Press, and Karthik Narasimhan. Swe-bench: Can language models resolve real-world github issues? 2023.
- Brian Lester, Rami Al-Rfou, and Noah Constant. The power of scale for parameter-efficient prompt tuning. In Marie-Francine Moens, Xuanjing Huang, Lucia Specia, and Scott Wen-tau Yih (eds.), *Proceedings of the 2021 Conference on Empirical Methods in Natural Language Processing*, pp. 3045–3059, Online and Punta Cana, Dominican Republic, November 2021. Association for Computational Linguistics. doi: 10.18653/v1/2021.emnlp-main.243. URL <https://aclanthology.org/2021.emnlp-main.243/>.
- Peng Li, Tianxiang Sun, Qiong Tang, Hang Yan, Yuanbin Wu, Xuanjing Huang, and Xipeng Qiu. CodeIE: Large code generation models are better few-shot information extractors. In Anna Rogers, Jordan Boyd-Graber, and Naoaki Okazaki (eds.), *Proceedings of the 61st*

- Annual Meeting of the Association for Computational Linguistics (Volume 1: Long Papers)*, pp. 15339–15353, Toronto, Canada, July 2023. Association for Computational Linguistics. doi: 10.18653/v1/2023.acl-long.855. URL <https://aclanthology.org/2023.acl-long.855/>.
- Wenwu Li, Xiangfeng Wang, Wenhao Li, and Bo Jin. A survey of automatic prompt engineering: An optimization perspective, 2025. URL <https://arxiv.org/abs/2502.11560>.
- Xiang Lisa Li and Percy Liang. Prefix-tuning: Optimizing continuous prompts for generation. In Chengqing Zong, Fei Xia, Wenjie Li, and Roberto Navigli (eds.), *Proceedings of the 59th Annual Meeting of the Association for Computational Linguistics and the 11th International Joint Conference on Natural Language Processing (Volume 1: Long Papers)*, pp. 4582–4597, Online, August 2021. Association for Computational Linguistics. doi: 10.18653/v1/2021.acl-long.353. URL <https://aclanthology.org/2021.acl-long.353/>.
- Zixuan Li, Yutao Zeng, Yuxin Zuo, Weicheng Ren, Wenxuan Liu, Miao Su, Yucan Guo, Yantao Liu, Lixiang Lixiang, Zhilei Hu, Long Bai, Wei Li, Yidan Liu, Pan Yang, Xiaolong Jin, Jiafeng Guo, and Xueqi Cheng. KnowCoder: Coding structured knowledge into LLMs for universal information extraction. In Lun-Wei Ku, Andre Martins, and Vivek Srikumar (eds.), *Proceedings of the 62nd Annual Meeting of the Association for Computational Linguistics (Volume 1: Long Papers)*, pp. 8758–8779, Bangkok, Thailand, August 2024. Association for Computational Linguistics. doi: 10.18653/v1/2024.acl-long.475. URL <https://aclanthology.org/2024.acl-long.475/>.
- Yen-Ting Lin, Di Jin, Tengyu Xu, Tianhao Wu, Sainbayar Sukhbaatar, Chen Zhu, Yun He, Yun-Nung Chen, Jason Weston, Yuandong Tian, et al. Step-kto: Optimizing mathematical reasoning through stepwise binary feedback. 2025.
- Agustin Mantaras. Prompt engineering for openai’s o1 and o3-mini reasoning models. Microsoft Tech Community Blog, February 2025. URL <https://techcommunity.microsoft.com/blog/azure-ai-services-blog/prompt-engineering-for-openai%E2%80%99s-o1-and-o3-mini-reasoning-models/4374010>.
- Hector D. Menendez, Gema Bello-Orgaz, and Cristian Ramírez Atencia. Deepstableyolo: Deepseek-driven prompt engineering and search-based optimization for AI image generation. In *XVI Congreso Español de Metaheurísticas, Algoritmos Evolutivos y Bioinspirados*, 2025. URL <https://openreview.net/forum?id=hZucDPawRu>.
- OpenAI. Reasoning best practices. OpenAI Platform Documentation, April 2025. URL <https://platform.openai.com/docs/guides/reasoning-best-practices#how-to-prompt-reasoning-models-effectively>.
- Archiki Prasad, Peter Hase, Xiang Zhou, and Mohit Bansal. GrIPS: Gradient-free, edit-based instruction search for prompting large language models. In Andreas Vlachos and Isabelle Augenstein (eds.), *Proceedings of the 17th Conference of the European Chapter of the Association for Computational Linguistics*, pp. 3845–3864, Dubrovnik, Croatia, May 2023. Association for Computational Linguistics. doi: 10.18653/v1/2023.eacl-main.277. URL <https://aclanthology.org/2023.eacl-main.277/>.
- Reid Pryzant, Dan Iter, Jerry Li, Yin Lee, Chenguang Zhu, and Michael Zeng. Automatic prompt optimization with “gradient descent” and beam search. In Houda Bouamor, Juan Pino, and Kalika Bali (eds.), *Proceedings of the 2023 Conference on Empirical Methods in Natural Language Processing*, pp. 7957–7968, Singapore, December 2023. Association for Computational Linguistics. doi: 10.18653/v1/2023.emnlp-main.494. URL <https://aclanthology.org/2023.emnlp-main.494/>.
- Oscar Sainz, Iker García-Ferrero, Rodrigo Agerri, Oier Lopez de Lacalle, German Rigau, and Eneko Agirre. GoLLIE: Annotation guidelines improve zero-shot information-extraction. In *The Twelfth International Conference on Learning Representations*, 2024. URL <https://openreview.net/forum?id=Y3wpuxd7u9>.



- Taylor Shin, Yasaman Razeghi, Robert L. Logan IV, Eric Wallace, and Sameer Singh. AutoPrompt: Eliciting Knowledge from Language Models with Automatically Generated Prompts. In Bonnie Webber, Trevor Cohn, Yulan He, and Yang Liu (eds.), *Proceedings of the 2020 Conference on Empirical Methods in Natural Language Processing (EMNLP)*, pp. 4222–4235, Online, November 2020. Association for Computational Linguistics. doi: 10.18653/v1/2020.emnlp-main.346. URL <https://aclanthology.org/2020.emnlp-main.346/>.
- Saurabh Srivastava, Chengyue Huang, Weiguo Fan, and Ziyu Yao. Instances need more care: Rewriting prompts for instances with LLMs in the loop yields better zero-shot performance. In Lun-Wei Ku, Andre Martins, and Vivek Srikumar (eds.), *Findings of the Association for Computational Linguistics: ACL 2024*, pp. 6211–6232, Bangkok, Thailand, August 2024. Association for Computational Linguistics. doi: 10.18653/v1/2024.findings-acl.371. URL <https://aclanthology.org/2024.findings-acl.371/>.
- Saurabh Srivastava, Sweta Pati, and Ziyu Yao. Instruction-tuning llms for event extraction with annotation guidelines, 2025. URL <https://arxiv.org/abs/2502.16377>.
- Together AI. Prompting deepseek-r1. Together AI Documentation, February 2025. URL <https://docs.together.ai/docs/prompting-deepseek-r1>.
- Guoqing Wang, Zeyu Sun, Zhihao Gong, Sixiang Ye, Yizhou Chen, Yifan Zhao, Qingyuan Liang, and Dan Hao. Do advanced language models eliminate the need for prompt engineering in software engineering? 2024a.
- Xingyao Wang, Sha Li, and Heng Ji. Code4struct: Code generation for few-shot event structure prediction. In *Proceedings of the 61st Annual Meeting of the Association for Computational Linguistics (Volume 1: Long Papers)*, pp. 3640–3663, 2023a.
- Xinyuan Wang, Chenxi Li, Zhen Wang, Fan Bai, Haotian Luo, Jiayou Zhang, Nebojsa Jojic, Eric Xing, and Zhiting Hu. Promptagent: Strategic planning with language models enables expert-level prompt optimization. In *The Twelfth International Conference on Learning Representations*, 2024b. URL <https://openreview.net/forum?id=22pyNMuIoa>.
- Zhen Wang, Rameswar Panda, Leonid Karlinsky, Rogerio Feris, Huan Sun, and Yoon Kim. Multitask prompt tuning enables parameter-efficient transfer learning. In *The Eleventh International Conference on Learning Representations*, 2023b. URL <https://openreview.net/forum?id=Nk2pDtuhTq>.
- Yuxin Wen, Neel Jain, John Kirchenbauer, Micah Goldblum, Jonas Geiping, and Tom Goldstein. Hard prompts made easy: Gradient-based discrete optimization for prompt tuning and discovery. In *Thirty-seventh Conference on Neural Information Processing Systems*, 2023. URL <https://openreview.net/forum?id=V0stHxDdsN>.
- Hanwei Xu, Yujun Chen, Yulun Du, Nan Shao, Wang Yanggang, Haiyu Li, and Zhilin Yang. GPS: Genetic prompt search for efficient few-shot learning. In Yoav Goldberg, Zornitsa Kozareva, and Yue Zhang (eds.), *Proceedings of the 2022 Conference on Empirical Methods in Natural Language Processing*, pp. 8162–8171, Abu Dhabi, United Arab Emirates, December 2022. Association for Computational Linguistics. doi: 10.18653/v1/2022.emnlp-main.559. URL <https://aclanthology.org/2022.emnlp-main.559/>.
- Weijia Xu, Andrzej Banburski-Fahey, and Nebojsa Jojic. Reprompting: Automated chain-of-thought prompt inference through gibbs sampling, 2024. URL <https://arxiv.org/abs/2305.09993>.
- Chengrun Yang, Xuezhi Wang, Yifeng Lu, Hanxiao Liu, Quoc V Le, Denny Zhou, and Xinyun Chen. Large language models as optimizers. In *The Twelfth International Conference on Learning Representations*, 2024. URL <https://openreview.net/forum?id=Bb4VGOWELI>.
- Xunjian Yin, Xinyi Wang, Liangming Pan, Xiaojun Wan, and William Yang Wang. Gödel agent: A self-referential agent framework for recursive self-improvement, 2025. URL <https://arxiv.org/abs/2410.04444>.

- Tianjun Zhang, Xuezhi Wang, Denny Zhou, Dale Schuurmans, and Joseph E. Gonzalez. TEMPERA: Test-time prompt editing via reinforcement learning. In *The Eleventh International Conference on Learning Representations*, 2023. URL <https://openreview.net/forum?id=gSHyqBi jPF0>.
- Tianyang Zhong, Zhengliang Liu, Yi Pan, Yutong Zhang, Yifan Zhou, Shizhe Liang, Zihao Wu, Yanjun Lyu, Peng Shu, Xiaowei Yu, et al. Evaluation of openai o1: Opportunities and challenges of agi. 2024.
- Yongchao Zhou, Andrei Ioan Muresanu, Ziwen Han, Keiran Paster, Silviu Pitit, Harris Chan, and Jimmy Ba. Large language models are human-level prompt engineers. In *The Eleventh International Conference on Learning Representations*, 2022.

## A Related Works

Prompt optimization has become an essential direction in adapting LLMs for downstream tasks without modifying their weights. For models with accessible internal states, such as open-source LLMs, prior work has explored soft prompt tuning (Li & Liang, 2021; Lester et al., 2021; Wang et al., 2023b; Hu et al., 2022) and gradient-based search methods that directly adjust prompt embeddings (Shin et al., 2020; Wen et al., 2023). Reinforcement learning has also been applied to optimize prompts through interaction-based feedback (Deng et al., 2022; Zhang et al., 2023).

However, these approaches are not applicable to closed-source LLMs accessed via APIs, where gradients and internal representations are unavailable. In such cases, research has focused on black-box, gradient-free techniques that rely on prompt perturbation and scoring. Many of these methods operate in an iterative loop: starting from an initial prompt, they generate variants, evaluate them on held-out examples, and retain the best one for the next round. Variants can be created through phrase-level edits (Prasad et al., 2023), back-translation (Xu et al., 2022), evolutionary operations (Guo et al., 2024; Fernando et al., 2024), or by prompting another LLM to rewrite the prompt based on model errors (Zhou et al., 2022; Pryzant et al., 2023; Yang et al., 2024; Srivastava et al., 2024; Wang et al., 2024b). More structured strategies such as Monte Carlo search (Zhou et al., 2022), Gibbs sampling (Xu et al., 2024), and beam search (Pryzant et al., 2023) have been explored to improve the efficiency of exploration. Nonetheless, most of these techniques remain inherently local—focusing on nearby edits—and often lack mechanisms for long-term planning or guided refinement.

More recent efforts have proposed structured prompt optimization. APE (Zhou et al., 2022) uses Monte Carlo Tree Search (MCTS) to explore the prompt space, while Prompt-Breeder (Fernando et al., 2024) and EvoPrompt (Guo et al., 2024) evolve prompts using feedback-driven mutation strategies. OPRO (Yang et al., 2024) employs mutation-based search guided by model performance. Other systems, such as PromptWizard (Agarwal et al., 2024) and Gödel Machine (Yin et al., 2025), incorporate self-evolving mechanisms in which the LLM iteratively generates, critiques, and refines its own prompts and examples.

While these approaches are promising, they have so far been applied exclusively to large, general-purpose LLMs. To the best of our knowledge, our work is the first to investigate prompt optimization for LRMs. Furthermore, we introduce and study this framework in the context of a structured prediction task—event extraction—which poses distinct challenges compared to typical mathematical or reasoning tasks explored in prior work (Zhou et al., 2022; Srivastava et al., 2024).

## B Additional Details

### B.1 More Implementation Details

To effectively optimize prompts for task-specific performance, we adopt a Monte Carlo Tree Search (MCTS) framework that iteratively explores and refines prompts based on model

feedback and reward signals. The proposed algorithm, outlined in Algorithm 1, combines structured exploration with guided optimization by leveraging a task model, a feedback-generating optimizer, and a reward function. At each iteration, the algorithm performs selection, expansion, simulation, and back-propagation steps, progressively improving the prompt to maximize task performance across sampled batches.

---

**Algorithm 1** Algorithm for MCTS-based Prompt Optimization

---

**Inputs:**  
Initial prompt  $s_0 = \mathcal{P}_0$ , task model  $\mathcal{M}_{task}$ , optimizer  $\mathcal{M}_{opt}$ , reward function  $\mathcal{R}$ , batch size  $k$ , depth limit  $L$ , iterations  $\tau$ , exploration weight  $c$

**Initialize:**  
State-action mapping  $A : \mathcal{S} \mapsto \mathcal{F}$ , children mapping  $ch : \mathcal{S} \times \mathcal{F} \mapsto \mathcal{S}$ , rewards  $r : \mathcal{S} \times \mathcal{F} \mapsto \mathbb{R}$ , Q-values  $Q : \mathcal{S} \times \mathcal{F} \mapsto \mathbb{R}$ , visit count  $\mathcal{N} : \mathcal{S} \mapsto \mathbb{N}$

**for**  $n \leftarrow 0, \dots, \tau - 1$  **do**  
  Sample batch  $(Q_{batch}, A_{batch})$  from training data  
  **for**  $t \leftarrow 0, \dots, L - 1$  **do**  
    **if**  $A(s_t)$  is not empty **then** ▷ selection  
       $f_t \leftarrow \arg \max_{f \in A(s_t)} \left( Q(s_t, f) + c \cdot \sqrt{\frac{\ln \mathcal{N}(s_t)}{\mathcal{N}(ch(s_t, f))}} \right)$   
       $s_{t+1} \leftarrow ch(s_t, f_t), r_t \leftarrow r(s_t, f_t), \mathcal{N}(s_t) \leftarrow \mathcal{N}(s_t) + 1$   
    **else** ▷ expansion and simulation  
      **(Step 1) Answer Gen:**  $\hat{Q}_{batch} \sim \mathcal{M}_{task}(Q_{batch}, s_t)$   
      **(Step 2) Error Extract:** Identify errors using interpreter on  $\hat{A}_{batch}$   
      **(Step 3) Feedback Gen:**  $f_t \sim \mathcal{M}_{opt}(\text{feedback}|s_t, \text{errors})$   
      **(Step 4) Prompt Update:**  $s_{t+1} \sim \mathcal{M}_{opt}(s|s_t, f_t)$   
      Update  $A(s_t) \leftarrow \{f_t\}, ch(s_t, f_t) \leftarrow s_{t+1}, r(s_t, f_t) \leftarrow \mathcal{R}(\hat{A}_{batch}, A_{batch})$   
       $r_t \leftarrow r(s_t, f_t), \mathcal{N}(s_t) \leftarrow \mathcal{N}(s_t) + 1$   
    **end if**  
    **if**  $s_{t+1}$  is an early-stopping state **then**  
      **break**  
    **end if**  
  **end for**  
   $T \leftarrow$  number of steps  
  **for**  $t \leftarrow T - 1, \dots, 0$  **do** ▷ back-propagation  
    Update  $Q(s_t, f_t)$  with rollout rewards  $\{r_t, \dots, r_L\}$   
  **end for**  
**end for**

---

## B.2 Batch Prompting

Since querying LLMs individually for each input incurs substantial computational costs, a naïve approach that treats each input separately is inefficient. To mitigate this, we employ **batch prompting** (Cheng et al., 2023), which enables the combination of multiple queries into a single structured prompt. Given a batch of inputs  $\{Q_1, Q_2, \dots, Q_n\}$  that share the same task instruction  $\mathcal{P}_T$ , batch prompting constructs a concatenated input string in the form  $[\mathcal{P}_0||Q_1||Q_2||\dots||Q_n]$ . Each query is uniquely labeled (e.g., "text1") to maintain order and structure. The model processes this batch and generates a structured response in the form  $[A_1||A_2||\dots||A_n]$ , where each  $A_i$  corresponds to the output for  $Q_i$ . These responses are parsed to extract individual predictions while preserving alignment. By reducing the number of API calls while maintaining high task accuracy, batch prompting improves efficiency, making large-scale prompt optimization feasible.

## B.3 Prompt Optimization as a Search Problem

While batch prompting enhances efficiency, it does not inherently improve task performance. To address this, we formulate prompt optimization as a search problem over an expansive, intractable space of possible natural language prompts, denoted as  $\mathcal{S}$ . The objective is to discover an **optimal prompt**  $\mathcal{P}^*$  that maximizes a task-specific evaluation function  $\mathcal{R}$ , such as the F-score for event extraction, formally defined as:

$\mathcal{P}^* = \arg \max_{\mathcal{P} \in \mathcal{S}} \mathcal{R}(p_{\mathcal{M}_{task}}(a_{batch}|q_{batch}, \mathcal{P}))$  where  $q_{batch}$  and  $a_{batch}$  denote the batched queries and responses, respectively. Since this space is too large to exhaustively explore, we introduce a secondary LLM,  $\mathcal{M}_{opt}$ , which iteratively refines  $\mathcal{P}_0$  based on errors observed in the output of  $\mathcal{M}_{task}$ . As shown in Fig. 2, this iterative refinement continues until a predefined stopping criterion is met, such as performance convergence or a fixed number of optimization steps. Once optimization concludes, the final optimized prompt  $\mathcal{P}^*$  is used for inference on unseen test data.

#### B.4 Meta-Prompts for Feedback ( $m_{fb}$ ) and Optimization ( $m_{opt}$ )

**Feedback Collection Prompt.** Below we present the prompt  $m_{fb}$  to collect structured feedback from  $\mathcal{M}_{opt}$ .

```
I am writing event guidelines and prompt (or task instructions) for a
language model designed for an event extraction task.

My current prompt is:
<START>
{cur_prompt}
<END>

The event guideline in Python format is as following:
<START>
{event_definitions}
<END>

The task involves:
1. Extracting structured events (triggers, event type, arguments, and
   their roles) from the text.
2. Adhering to strict Python syntax for output (a Python list of event
   instances).
3. Handling all event definitions accurately, including mandatory roles
   and edge cases.

But this prompt gets the following examples wrong:
<START>
{example_string}
<END>

For each example, perform the following step-by-step analysis:
1. Error Type Classification: Identify the specific type(s) of error for
   each example (e.g., incorrect span extraction, missing roles,
   spurious arguments, format violations, etc.).
2. Root Cause Analysis:
   a. Did the current guideline fail to explain key extraction rules
      clearly?
   b. Are the instructions after `#` in the event definitions (
      guidelines) ambiguous, inconsistent, or insufficient?
   c. Were there ambiguities or overlaps in roles (e.g., `agent` vs. `
      person`) that caused confusion?
3. Example-Specific Recommendations:
   - Suggest precise changes to the guidelines (comments after `#` in
     event guidelines) to fix the errors for the given example.
   - Include explicit "what_to_do" and "what_not_to_do" instructions for
     ambiguous roles or edge cases.
   - Provide a simple example and counterexample to illustrate each
     guideline.
4. General Trends: Identify recurring issues in guidelines across all
   examples.

Expected Output:
1. For all the examples, summarize and list all actionable changes to
   improve the event definitions for all the classes, including:
```

- Improved clarity for event/role definitions.
  - Enhanced handling of ambiguous or overlapping roles.
  - Guidelines for precise span extraction.
2. Provide an output pointing out the mistakes in the current guidelines and propose refinements for all the classes. Each refinement should include:
- For an event, updated guidelines for "what\_to\_do" and "what\_not\_to\_do."
  - Examples and counterexamples for each role.

**Task Instruction and Guidelines Optimization Prompt.** Below we present the prompt  $m_{opt}$  to optimize task instruction and event guidelines.

```
I am optimizing prompts for a language model designed for an event
extraction task.

My current prompt (or task instructions) is:
<START>
{cur_prompt}
<END>

The event guideline in Python format is as following:
<START>
{event_definitions}
<END>

But this prompt gets the following examples wrong:
<START>
{example_string}
<END>

Based on these errors, the problems with the event guideline and the
reasons are:
<START>
{feedback}
<END>

There are a list of former event guidelines including the current one,
and each guideline is modified from its former prompts:
<START>
{trajectory_prompts}
<END>

Guidelines given to me for optimization of event classes:
1. Refine the prompt (or the task instructions) to address the issues
   mentioned previously. Focus on:
   - Clearer instructions for span extraction and role definitions along
     with any exceptions.
   - Handling ambiguous or overlapping roles effectively.
   - Strict adherence to Python-parsable output format.
2. Refine the guidelines for event definitions (the instructions after `#
   `) based on the identified mistakes. Ensure the refined guidelines
   addresses the concerns mentioned in the above.
3. Maintain backward compatibility: Ensure previously correct examples
   remain valid.
4. DO NOT change the ontology (Python classes). Instead, provide the
   refined guidelines in the format given at the end.
5. Ensure outputs follow these formats:
   - Optimized prompt (or the task instructions) wrapped with <START>
     and <END>.
   - Refined guidelines wrapped with <CLASS_START> and <CLASS_END>.

Output Requirements:
```



```

1. I have to provide the optimized prompt (or the task instructions) that
   evolves incrementally from the current one.
2. I also have to provide an output containing the fully optimized
   guidelines for each event definitions following the structure below:
class Event_Name(Parent_Event):
    \"""
    ____#_Updated_guidelines_here_consulting_the_problems_given_to_me
    ____\""""
    ____mention:_str_#_refined_comments_or_extraction_rules_for_event_
        triggers._Include_what/who_can_play_the_role_with_examples.
    ____{{role1}}:_List_#_do_the_same_for_all_roles_including_"mention",_
        refining_the_comments_after_"#". Include what/who can play the role
        with examples and span extraction rule.

My response is:

```

## B.5 Data Split

We utilized two shorter versions of ACE05,  $ACE_{low}$  and  $ACE_{med}$ . Their detailed descriptions are provided in Section 3.1. Table 3 presents the distribution of selected event types (ETs) across  $ACE_{low}$ ,  $ACE_{med}$ , and the development (Dev) set. These subsets were curated to simulate both low-resource and medium-resource scenarios. Frequent ETs such as *SentenceAct* and *Die* contrast with rarer ones like *PhoneWrite* and *DeclareBankruptcy*, allowing for a diverse evaluation spectrum. The *None* class includes instances without any annotated events, preserving a realistic class distribution.

## B.6 Additional Hyperparameter and MCTS Configuration

Similar to Wang et al. (2024b), we provide the details of hyperparameters and Monte Carlo Tree Search (MCTS) configurations used in our experiments. For all runs, we fix the depth limit  $L$  of the search tree to 5 and the number of MCTS iterations  $\tau$  to 12, unless stated otherwise. The exploration-exploitation trade-off is controlled by the exploration weight  $c$ , which we set to 2.5 following prior work. The batch size  $k$  for each rollout is set to 15.

We use greedy decoding for the task model  $\mathcal{M}_{task}$  to simulate deterministic predictions, and temperature sampling with  $T = 0.7$  for the optimizer model  $\mathcal{M}_{opt}$  to promote diverse feedback generation. Early stopping in MCTS is triggered if a prompt leads to zero errors across two consecutive rollouts.

	Train $ACE_{low}$	Train $ACE_{med}$	Dev
<b>TransferMoney</b>	3	13	29
<b>Meet</b>	2	15	13
<b>PhoneWrite</b>	1	11	1
<b>SentenceAct</b>	6	25	4
<b>Appeal</b>	2	16	4
<b>Convict</b>	5	11	5
<b>Sue</b>	3	13	8
<b>EndOrg</b>	1	11	1
<b>Die</b>	2	26	15
<b>DeclareBankruptcy</b>	1	11	1
<b>None</b>	5	20	30

Table 3: Data distribution for selected ETs.

## C Additional Experimental Details

### C.1 Preliminary Experiments and Model Selection

Growing a full MCTS tree for prompt optimization can be computationally expensive, as noted in prior work Wang et al. (2024b). To establish a foundation before scaling up, we conducted initial experiments to analyze the impact of batch size on performance and computational efficiency. Since batch prompting reduces the number of API calls, we experimented with different batch sizes for constructing  $Q_{batch}$  by varying the number of queries  $Q_i$  and corresponding outputs  $A_i$ . However, we found that determining an optimal batch size for any LLM is highly model-dependent and lacks a universal heuristic.

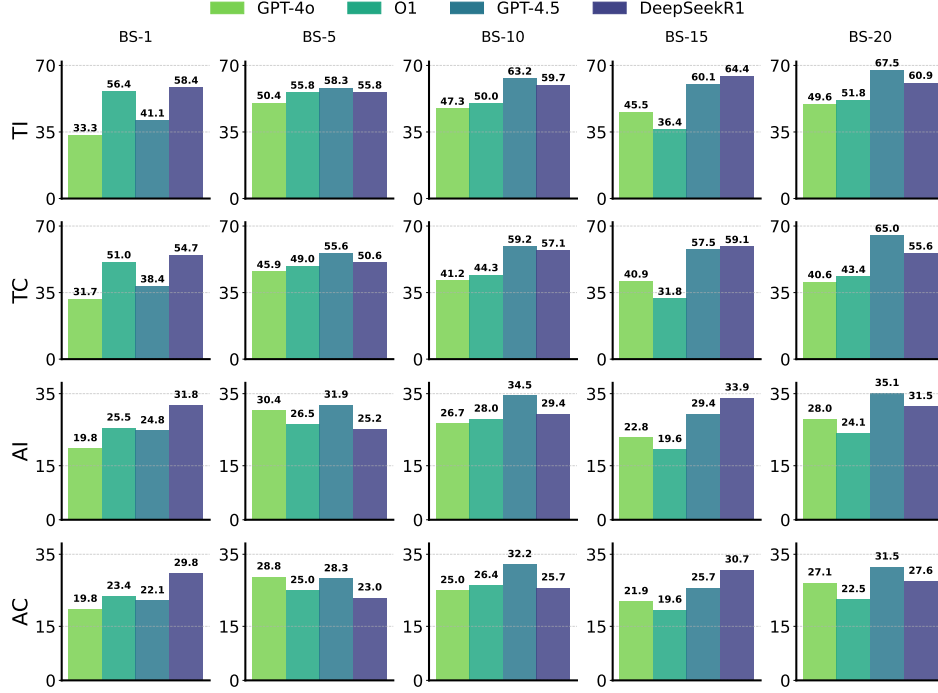


Figure 9: Batch-wise performance.

(Fig. 9). Given this ambiguity, we set the batch size to 15, as it provides a straightforward 15-fold reduction in API calls while maintaining response quality. This choice ensured computational feasibility while allowing prompt optimization to operate effectively within our budget constraints. To further refine our experimental setup before scaling to a full MCTS search, we conducted an initial trial using a single iteration of MCTS. In this controlled setup, we instantiated a root node corresponding to the initial task prompt and generated three child nodes representing different prompt refinements. This limited exploration allowed us to assess the effect of prompt optimization for event extraction under different model settings.

## D Additional Results and Analysis

In this section, we present a comprehensive evaluation of various task models optimized through Monte Carlo Tree Search (MCTS) guided by different optimizer models. We analyze performance across multiple configurations, including varying dataset sizes ( $ACE_{low}$ ,  $ACE_{med}$ , and  $ACE_{test}$  set) and MCTS depths. Our analysis highlights how the interplay between task and optimizer models, as well as the depth of the optimization process, affects performance on trigger and argument prediction metrics.

### D.1 Full Results

Table 4 compares the performance of four task models—DeepSeek-R1, o1, GPT-4.5, and GPT-4o—when optimized by different optimizer models across four key metrics: Trigger Identification (TI), Trigger Classification (TC), Argument Identification (AI), and Argument Classification (AC). Each row corresponds to a task model, and each column group corresponds to a specific optimizer guiding the prompt updates during MCTS. This layout allows us to analyze both the robustness of task models and the relative effectiveness of various optimizers under a shallow MCTS setup.

Models	DeepSeek-R1 (Optimizer)				o1 (Optimizer)				GPT-4.5 (Optimizer)				GPT-4o (Optimizer)			
	TI	TC	AI	AC	TI	TC	AI	AC	TI	TC	AI	AC	TI	TC	AI	AC
DeepSeek-R1	37.5	33.93	25.57	24.66	27.72	25.74	18.67	18.67	36.89	34.95	22.91	22.91	32.78	32.78	21.83	21.83
o1	31.54	31.54	21.92	21.92	29.33	29.33	18.96	18.96	31.91	31.91	18.57	18.57	29.24	29.24	21.74	20.29
GPT-4.5	36.04	34.23	23.14	22.31	34.78	33.04	20.07	19.33	31.37	31.37	19.32	19.32	30.29	30.29	20.97	20.19
GPT-4o	35.29	35.29	22.07	20.15	28.28	28.28	18.18	18.18	30.61	30.61	16.67	16.67	31.67	31.67	19.57	18.83

Table 4: Complete results on  $ACE_{low}$  with MCTS depth 1.

We further evaluate our method on the  $ACE_{med}$  dataset using the same MCTS configuration with depth 1. Table 5 reports the performance of four task models under different optimizer models across the four standard evaluation metrics. Compared to  $ACE_{low}$ , this medium-resource setup enables deeper insights into the generalizability and adaptability of both task and optimizer models. The results reveal notable variance in model-optimizer synergy, with certain combinations (e.g., o1 optimized by itself) yielding significantly stronger trigger performance, while others show more balanced gains across argument-level metrics.

Models	DeepSeek-R1 (Optimizer)				o1 (Optimizer)				GPT-4.5 (Optimizer)				GPT-4o (Optimizer)			
	TI	TC	AI	AC	TI	TC	AI	AC	TI	TC	AI	AC	TI	TC	AI	AC
DeepSeek-R1	63.16	63.16	40.00	40.00	65.45	65.45	32.2	32.2	56.25	56.25	37.14	37.14	62.7	62.7	40.06	38.77
o1	78.95	78.95	39.13	36.96	54.78	54.78	33.96	30.19	59.26	59.26	36.67	36.67	57.14	57.14	36.98	36.98
GPT-4.5	64.71	64.71	35.42	35.42	46.15	46.15	29.63	29.63	63.57	63.57	35.94	35.94	59.21	59.21	38.1	36.51
GPT-4o	30.00	30.00	25.88	25.1	28.57	28.57	22.32	22.32	34.55	34.55	27.54	27.54	29.38	29.38	26.99	26.3

Table 5: Complete results on  $ACE_{med}$  with MCTS depth 1.

We now report results on the  $ACE_{med}$  dataset using a deeper MCTS configuration with depth 5. Table 6 summarizes the performance of each task model under four different optimizers. Compared to the shallower setup, this deeper search allows for more extensive prompt refinement, which can lead to either improved generalization or potential overfitting, depending on the optimizer-task model combination. Notably, certain models like o1 exhibit strong trigger-level performance when paired with GPT-4.5 as an optimizer, while others demonstrate more balanced gains across argument metrics. These results highlight the sensitivity of the optimization process to both the depth of MCTS and the choice of optimizer.

Models	DeepSeek-R1 (Optimizer)				o1 (Optimizer)				GPT-4.5 (Optimizer)				GPT-4o (Optimizer)			
	TI	TC	AI	AC	TI	TC	AI	AC	TI	TC	AI	AC	TI	TC	AI	AC
DeepSeek-R1	56.6	56.6	44.26	44.26	66.67	66.67	44.93	40.58	46.15	46.15	40.8	38.4	48.28	48.28	40.51	37.97
o1	48.08	48.08	40.74	39.81	42.86	42.86	38.71	38.71	84.68	84.68	41.48	37.78	48.28	48.28	34.64	33.52
GPT-4.5	45.68	45.68	38.36	37.74	51.24	51.24	36.22	36.22	59.26	59.26	36.24	37.58	41.18	41.18	32.35	32.35
GPT-4o	49.09	49.09	28.11	27.31	61.11	61.11	28.57	28.57	52.00	52.00	27.03	27.03	61.54	61.54	29.91	28.04

Table 6: Complete results on  $ACE_{med}$  with MCTS depth 5.

To assess the generalization capability of the optimized prompts, we evaluate all model-optimizer pairs on the ACE test set using an MCTS depth of 5. Table 7 presents the performance. This setup represents the final evaluation phase, where models are tested on unseen examples after undergoing deeper exploration-driven prompt optimization. Overall, the results show that performance trends remain consistent with those observed on the development set, though certain combinations—such as DeepSeek-R1 with itself as optimizer—demonstrate stronger stability, while others exhibit slight performance drops, especially in argument-level metrics. These observations reinforce the impact of both optimizer choice and MCTS depth on downstream generalization.

## D.2 Error Categories and Examples

To better understand the limitations of our approach and the nature of model failures during prompt optimization, we conduct a qualitative error analysis by categorizing common mis-

Models	DeepSeek-R1 (Optimizer)				o1 (Optimizer)				GPT-4.5 (Optimizer)				GPT-4o (Optimizer)			
	TI	TC	AI	AC	TI	TC	AI	AC	TI	TC	AI	AC	TI	TC	AI	AC
DeepSeek-R1	69.23	67.69	44.33	43.75	54.12	54.12	42.06	42.06	52.8	52.8	41.98	41.98	47.27	47.27	33.61	31.93
o1	68.28	67.76	38.44	37.86	67.86	67.86	38.71	38.71	58.29	58.29	36.73	36.73	41.11	41.11	28.57	28.57
GPT-4.5	68.31	68.31	38.44	36.69	64.71	64.71	39.02	36.59	56.45	56.45	35.29	35.29	49.09	49.09	28.11	27.31
GPT-4o	59.44	59.44	36.99	35.71	64.52	64.52	30.59	30.59	56.57	56.57	34.75	34.75	48.19	48.19	26.94	26.94

Table 7: Complete results on ACE test set with MCTS depth 5.

takes observed in model outputs. Table 8 summarizes the key error categories encountered across multiple evaluation runs, along with representative examples and detailed descriptions. These categories—ranging from parsing issues and hallucinations to deeper linguistic challenges such as coreference and implicit event detection—highlight areas where models tend to struggle, particularly under batch prompting and complex event structures.

Error Category	
Parsing Errors	<b>Description:</b> Parsing errors occur when the model’s output is not in the expected format (e.g., JSON or structured list), often due to extra reasoning or verbose responses in batch prompts. These make the output unusable for evaluation pipelines.
	<b>Example:</b> Prompts that return extra text or commentary instead of a valid Python structure, causing non-parsable output.
Hallucinations	<b>Description:</b> Hallucinations occur when the model generates arguments or events that are not supported by the input. This usually happens due to biases learned during training or lexical overlaps with known labels.
	<b>Example:</b> <b>Text:</b> “Different parts of the strip saw conflicts today.” → Model incorrectly predicts a ‘Conflict’ event based solely on the word “conflict”.
Multiple Events	<b>Description:</b> Multiple event errors happen when the model detects only a single event in a sentence that contains multiple, usually defaulting to the most salient or final event.
	<b>Example:</b> <b>Text:</b> “...went home and his father-in-law killed him.” → Model only predicts the ‘Die’ event, ignoring the ‘Transport’ event.
Label Noise	<b>Description:</b> Label noise refers to inconsistencies or ambiguities in the dataset annotations, such as differing treatment of coreferences or unclear event boundaries, which confuse both training and evaluation.
	<b>Example:</b> <b>Text:</b> “Our president has repeatedly... relied on a man... Hussein Kamel... leader of the Iraq arms program who defected...” → Label uses ‘person=[“leader”]’; model uses ‘person=[“Hussein Kamel”]’.
Coreferences	<b>Description:</b> Coreference errors arise when the model fails to resolve references like pronouns or role-based descriptors to their actual entities, leading to incorrect or incomplete argument spans.
	<b>Example:</b> <b>Text:</b> “...Hussein Kamel, leader of the Iraq arms program who defected...” → Label uses “leader”; model uses “Hussein Kamel”, highlighting coreference resolution challenges.
Span Overprediction	<b>Description:</b> Span overprediction occurs when the model predicts more detailed argument spans than necessary, often including modifiers or descriptors not required by the task’s minimal span rules.
	<b>Example:</b> <b>Text:</b> “Orders went out today to deploy 17,000 U.S. Army soldiers in the Persian Gulf region.” → Label: “soldiers”; Prediction: “17,000 U.S. Army soldiers” – includes extra modifiers.
Implicit Events	<b>Description:</b> Implicit events are those not directly triggered by verbs but inferred through adjectives, nouns, or other context (e.g., “former”). These are often missed by models unless explicitly instructed.
	<b>Example:</b> <b>Text:</b> “...with former Congressman Tom Andrews...” → Trigger “former” implies ‘EndPosition’, but is often missed by models lacking rules for implicit event detection.

Table 8: Description of error categories with examples.

## E Optimized Task Instruction and Guidelines

In this section, we present fully optimized task instruction and event guidelines generated by DeepSeek-R1, o1, GPT-4.5, and GPT-4o.

### E.1 Example of optimal task instruction and event guidelines generated by DeepSeek-R1

```
# Event Extraction Task: Extract structured events from text using Python
class definitions. Follow these rules:
```

1. **\*\*Span Extraction\*\***:
  - **\*\*Triggers\*\***: Minimal contiguous spans (verbs/nouns) directly expressing the event. Include both verbal and nominal forms ("death" = Die, "killings" = Die). Add new triggers like "converge" for Meet and "is\_no\_more" for EndOrg
  - **\*\*Arguments\*\***:
    - Remove articles ("a/an/the") and possessive pronouns EXCEPT when part of official names or temporal phrases ("The\_Hague", "the\_past\_year")
    - Resolve pronouns AND POSSESSIVE NOUNS to named entities **\*\*immediately\*\*** using same-sentence antecedents ("airline's\_plan" → ["airline"])
    - Strip role/location/age descriptors from arguments ("Philadelphia\_lawyers" → "lawyers") unless part of multi-word crime
    - Keep FULL spans for crimes/money including sources/amounts ("stereo\_worth\_\$1,750\_from\_family") unless legal terms
    - Detect beneficiaries via ownership markers ("for\_X's\_project"), direct "to\_X" transfers go to recipient
2. **\*\*Special Handling\*\***:
  - **\*\*Bankruptcy Triggers\*\***: "went\_bust" → EndOrg unless explicit bankruptcy context
  - **\*\*Meet Entities\*\***: Include ALL resolvable participants (subject + object)
  - **\*\*Crime Spans\*\***: Retain full contextual clauses ("If\_convicted\_of\_killings...") without truncation
  - **\*\*Temporal Phrases\*\***: Keep original spans with articles when part of phrase ("the\_early\_90's")
3. **\*\*Output Rules\*\***:
  - Always output in Python-format as [EventName("mention" = "trigger", "arg1\_key" = "arg1\_span", ...), EventName("mention" = "trigger", "arg1\_key" = "arg1\_span", ...)]
  - Include ALL role fields with empty lists where applicable
  - Output separate events for each trigger (no merging) even for identical event types
  - Strict pydantic syntax: [EventName(mention="span", role=["span"], ...)]
  - Preserve original casing for locations unless explicitly proper nouns
4. **\*\*Critical Exceptions\*\***:
  - **\*\*EndOrg Triggers\*\***: Add "collapse", "drive\_out", "went\_bust" with explicit org mentions
  - **\*\*Appeal Roles\*\***: defendant = opposing party (state), prosecutor = appellant
  - **\*\*TransferMoney\*\***: "for\_X" → recipient unless ownership marker ("for\_X's\_Y" → beneficiary)
  - **\*\*PhoneWrite Entities\*\***: Strip ALL role descriptors ("Secretary\_Powell" → ["Powell"])



```

# Here are the event definitions:

class Convict(JusticeEvent):
    """Extract convictions where entity is found guilty of crime.
    Key Updates:
    - crime: Retain FULL spans including amounts/sources ("received
      stereo worth $1,750 from family")

    Example: "convicted of taking bribes worth $1M" → crime=["taking
      bribes worth $1M"]
    Counterexample: Truncating to ["taking bribes"] → error
    """
    mention: str # Triggers: "convicted", "conviction"
    defendant: List[str] # ["Vang"] (resolved pronouns, strip
      descriptors)
    adjudicator: List[str] # ["court"] (official names only)
    crime: List[str] # Full offense span without legal terms
    time: List[str] # ["last Wednesday"] (exact temporal phrases)
    place: List[str] # ["Minnesota"] (geopolitical entities from context
      )

class TransferMoney(TransactionEvent):
    """Money transfers without goods exchange.
    Key Updates:
    - recipient: Direct receiver ("to X" OR "for X" if X is endpoint)
    - beneficiary: Only for ownership ("for X's project") or indirect
      benefit

    Example: "donated $5 for Tim Kaine" → recipient=["Tim Kaine"]
    Example: "funds for Kaine's campaign" → beneficiary=["Kaine"]
    """
    mention: str # Triggers: "provided money", "donation"
    giver: List[str] # ["foundation"] (strip descriptors)
    recipient: List[str] # ["charity"] (direct receiver from "to/for X")
    beneficiary: List[str] # ["Suha"] (from ownership markers)
    money: List[str] # ["$15M"] (keep symbols/approximations)
    time: List[str] # ["two years"] (full temporal span)
    place: List[str] # ["Swiss"] (origin locations, strip prepositions)

class Meet(ContactEvent):
    """Face-to-face interactions.
    Key Updates:
    - entity: Include ALL resolvable participants (subject + object)

    Example: "Annan met Al-Douri" → entity=["Annan", "Al-Douri"]
    Counterexample: Omitting subject → error
    """
    mention: str # Triggers: "meet", "summit", "talks"
    entity: List[str] # ["delegates"] (all participants)
    time: List[str] # ["today"] (exact temporal span)
    place: List[str] # ["Dallas"] (resolved location noun)

class PhoneWrite(ContactEvent):
    """Non face-to-face communication.
    Key Updates:
    - entity: Strip ALL role descriptors unless part of compound name

    Example: "e-mail from Secretary Powell" → entity=["Powell"]
    Counterexample: Retaining "Secretary" → error
    """
    mention: str # Triggers: "called", "e-mail" with transmission
      context
    entity: List[str] # ["we", "them"] (bare names, resolved pronouns)
    time: List[str] # ["during meeting"] (exact time phrase)

```

```

    place: List[str] # ["office"] (specific location if present)

class DeclareBankruptcy(BusinessEvent):
    """Formal bankruptcy declarations.
    Key Rules:
    - entity: Resolve org pronouns AND possessive nouns ("airline's
      bankruptcy" → ["airline"])
    - Triggers: "bankruptcy", "Chapter 11" (exclude "collapse"/"went bust"
      without explicit bankruptcy context)

    Example: "airline's bankruptcy filing" → mention="bankruptcy", org=["
      airline"]
    Counterexample: "near-collapse" → EndOrg
    """
    mention: str # Triggers indicating financial collapse: "bankruptcy",
      "Chapter 11"
    entity: List[str] # ["Enron Corp"] (resolved orgs from pronouns/
      possessives in same sentence)
    time: List[str] # ["2003"] (declaration time phrase)
    place: List[str] # ["Texas"] (jurisdiction noun if specified)

class EndOrg(BusinessEvent):
    """Organization termination events.
    Key Rules:
    - Triggers: "ceased", "is no more", "collapse", "drive out", "went
      bust"
    - org: Require explicit organizational mention ("casinos" in "casinos
      faced collapse")

    Example: "company went bust" → mention="went bust", org=["company"]
    Counterexample: "facing collapse" (no explicit org) → ignore
    """
    mention: str # Triggers must indicate actual termination
    org: List[str] # ["plant"] (direct object or possessive noun)
    time: List[str] # ["the past year"] (with articles when part of
      phrase)
    place: List[str] # ["Eugene"] (specific location noun)

class Die(LifeEvent):
    """Death events.
    Key Updates:
    - mention: Include nominal forms ("killings", "casualties") as valid
      triggers

    Example: "massacre casualties" → mention="casualties"
    Counterexample: "death penalty" → ignore
    """
    mention: str # Triggers: "died", "killings", "casualties"
    agent: List[str] # ["shooter"] (intentional actors only)
    victim: List[str] # ["patient"] (without quantifiers/possessives)
    instrument: List[str] # ["knife"] (specific tools/weapons)
    time: List[str] # ["last night"] (exact span)
    place: List[str] # ["hospital"] (death location noun)

class SentenceAct(JusticeEvent):
    """Punishment issuance events.
    Key Updates:
    - crime: Retain original crime from conditional clauses ("If
      convicted of killings..." → ["killings"])

    Example: "faces life for fraud" → crime=["fraud"]
    Counterexample: "could face penalty" → ignore
    """

```

```

    mention: str # Triggers: "sentenced", "faces". Must reference actual
        punishment
    defendant: List[str] # ["activist"] (strip role descriptors)
    adjudicator: List[str] # ["jury"] (bare roles unless official title)
    crime: List[str] # ["illegally attending meeting"] (full contextual
        span)
    sentence: List[str] # ["life in prison"] (exact punishment phrase)
    time: List[str] # ["Thursday"] (exact temporal expression)
    place: List[str] # ["district court"] (decision location noun)

class Sue(JusticeEvent):
    """Legal action initiations.
    Key Updates:
    - adjudicator: Include "judge" if overseeing case approval ("approved
        by judge" → ["judge"])

    Example: "suit against Gateway approved by judge" → adjudicator=["
        judge"]
    Counterexample: "lawsuit documents" → adjudicator=[]
    """
    mention: str # Triggers: "suit", "lawsuit". Must reference legal
        filing
    plaintiff: List[str] # ["patients"] (strip locations/roles unless
        critical)
    defendant: List[str] # ["Gateway"] (explicitly sued entities)
    adjudicator: List[str] # ["judge"] (if directly involved)
    crime: List[str] # ["malpractice"] (explicit offense without legal
        terms)
    time: List[str] # ["last month"] (keep articles in temporal phrases)
    place: List[str] # ["South Florida"] (specific noun phrases)

class Appeal(JusticeEvent):
    """Court decision appeals.
    Key Updates:
    - defendant: Opposing party (state/prosecution), NOT appellant
    - prosecutor: Entity filing appeal (resolved from subject/pronouns)

    Example: "appeal by Anwar against conviction" → prosecutor=["Anwar"],
        defendant=[]
    Counterexample: Assigning appellant as defendant → error
    """
    mention: str # Triggers: "appeal", "appeals"
    defendant: List[str] # ["state"] (opposing party in original case)
    prosecutor: List[str] # ["Pasko"] (appellant, bare name without
        roles)
    adjudicator: List[str] # ["court"] (original court name)
    crime: List[str] # ["espionage"] (original charge)
    time: List[str] # ["last week"] (exact temporal phrase)
    place: List[str] # ["Malaysia"] (country from court description)

```

## E.2 Example of optimal task instruction and event guidelines generated by o1

```

# This is an event extraction task where the goal is to extract
# structured events from the text following structured event
# definitions in Python.
# A structured event contains:
# (1) an event trigger word (mention) -- always use the minimal lexical
# span (e.g., "appeal" rather than "filed an appeal"),
# (2) an event type, and
# (3) the arguments participating in the event (with their roles).

```

```

# Keep argument references minimal by removing articles, possessives, or
# descriptive words unless they are crucial identifiers (e.g., "the
# retailer" -> "retailer", "my uncle" -> "uncle").

# Important guidelines to address prior errors:
# 1. For each event trigger, use the single most relevant word (e.g., "
# bankruptcy" rather than "file for bankruptcy").
# 2. For argument roles, also use minimal spans (e.g., "soldier"
# instead of "a soldier," "woman" instead of "a woman").
# 3. Output a separate event for each distinct trigger or implied event
# (e.g., a conviction and a subsequent sentencing should be two events
# ).
# 4. For justice events (Sue, Appeal, Convict, SentenceAct, etc.):
#     - "defendant" is the party or entity accused or found guilty.
#     - "plaintiff" or "prosecutor" is the party initiating legal
# action or bringing an appeal. If the text does not specify who is
# accused, leave "defendant" empty.
#     - If the text refers to a punishment or sentencing (e.g., "faces
# the death penalty"), include a separate SentenceAct event referencing
# the same "defendant."
# 5. For transfers of money, watch for direct or indirect references to
# donations, funding, or contributions and label them as TransferMoney
# events.
# 6. Do not skip events implied by synonyms or indirect wording (e.g.,
# "shutting down" -> EndOrg, "emerged from bankruptcy" ->
# DeclareBankruptcy).
# 7. If there is more than one event in a single text, output each in a
# separate entry.
# 8. Always produce valid Python list format exactly as:
#     result = [
#         EventName("mention" = "trigger", "role1" = [...], "role2" =
# [...], ...),
#         EventName("mention" = "trigger", "role1" = [...], "role2" =
# [...], ...),
#     ]
# 9. Do not output anything else except this parsable Python structured
# format (no extra text or explanation).

# The event class definitions remain the same, but refer to the following
# refined docstrings for usage examples, minimal spans, and role
# clarifications.

# Here are the event definitions:

class Convict(JusticeEvent):
    """
    A Convict Event occurs whenever a Try Event ends with a successful
    prosecution of the Defendant.
    In other words, a Person, Organization or GPE Entity is convicted
    whenever that Entity has been
    found guilty of a Crime.

    Refined Guidelines:
    • mention: Use the minimal trigger word referring to the conviction
      (e.g., "guilty", "convicted").
    • defendant: The entity/ies found guilty. Remove articles or
      possessives ("the man" -> "man").
    • adjudicator: The court or judge that issued the guilty verdict,
      if explicitly given.
    • crime: The wrongdoing for which the defendant was found guilty (e
      .g., "murdering X").
    • time: Any explicit time references (e.g., "last week").
    • place: Any explicit location references (e.g., "in Boston").

```

```

What to do:
- Include "crime" if stated: e.g., "convicted of murdering his wife"
  → crime=["murdering his wife"].
- Keep the defendant arg minimal: "Scott Peterson" → ["Scott
  Peterson"], not ["Mr. Scott Peterson"].

What not to do:
- Do not guess or infer the crime if not stated.
- Do not prepend articles or descriptive words (e.g., "the
  defendant" → "defendant" if used generically).

Example:
Text: "John was found guilty of fraud."
→ Convict(mention='guilty', defendant=['John'], crime=['fraud'],
time=[], place=[])
"""
mention: str # minimal word expressing the conviction event
defendant: List[str] # who is found guilty
adjudicator: List[str] # the judge or court, if stated
crime: List[str] # the wrongdoing for which the defendant is
convicted
time: List[str] # when the conviction takes place
place: List[str] # where the conviction takes place

class TransferMoney(TransactionEvent):
    """
    TransferMoney Events refer to giving, receiving, borrowing, or
    lending money
    when not purchasing goods or services in return.

    Refined Guidelines:
    • mention: Single word that triggers the transfer event (e.g., "
      donated", "loaned").
    • giver: The agent who provides funds. Remove determiners ("the", "
      a") unless part of a name.
    • recipient: The agent who receives the funds.
    • beneficiary: Any additional agent that benefits, if separate from
      recipient.
    • money: The amount of funds (if any mention like "$3,000", "large
      sum").
    • time: When the event takes place (e.g., "today", "last year").
    • place: Where the transaction or transfer occurs.

    What to do:
    - Label intangible references (e.g., "contributed", "had
      contributors") as TransferMoney if it implies funds.
    - Use minimal references for all money roles.

    What not to do:
    - Do not label intangible help (e.g., "emotional support") as
      TransferMoney.
    - Avoid listing indefinite articles or extraneous descriptors in
      the agent spans.

    Example:
    Text: "He donated $5,000 to Red Cross last week."
    → TransferMoney(mention='donated', giver=['He'], recipient=['Red
      Cross'], money=['$5,000'], time=['last week'], place=[])
    """
    mention: str # minimal word triggering the money transfer
    giver: List[str] # who provides the money
    recipient: List[str] # who receives the money
    beneficiary: List[str] # who additionally benefits, if any
    money: List[str] # the sum or amount

```



```

time: List[str] # when the transfer happens
place: List[str] # where the transfer event occurs

class Meet(ContactEvent):
    """
    A Meet Event occurs when two or more Entities come together face-to-face
    at a single location and interact with one another.

    Refined Guidelines:
    • mention: The single best word for the meeting (e.g., "met", "summit", "conference").
    • entity: All participants, stripped of articles or descriptors. If multiple, list them all.
    • time: Any temporal phrase referencing when the event took place.
    • place: The location of the meeting.

    What to do:
    - Use triggers for in-person gatherings (e.g., "met", "conference", "summit").
    - Keep participant references minimal: "President", "Vice-President" instead of "the US President".

    What not to do:
    - Do not treat phone calls or written communication as Meet (use PhoneWrite).

    Example:
    Text: "The leaders met in Paris yesterday."
    → Meet(mention='met', entity=['leaders'], time=['yesterday'], place=['Paris'])
    """
    mention: str # minimal word or short phrase for the meeting
    entity: List[str] # who met face-to-face
    time: List[str] # when the meeting happened
    place: List[str] # where the meeting occurred

class PhoneWrite(ContactEvent):
    """
    A PhoneWrite Event occurs when two or more people communicate without meeting face-to-face. This includes phone calls, email, texting, etc.

    Refined Guidelines:
    • mention: The minimal expression of communication (e.g., "called", "emailed", "texted").
    • entity: The agents communicating. Strip out articles, determiners, or extra descriptors.
    • time: When the communication took place (e.g., "this morning", "yesterday").

    What to do:
    - Common triggers: "phoned", "emailed", "talked by phone", "texted", "messed".
    - Keep roles minimal (e.g., entity=['John', 'Mary']).

    What not to do:
    - Do not mark in-person discussions as PhoneWrite (use Meet).

    Example:
    Text: "They emailed each other last night."
    → PhoneWrite(mention='emailed', entity=['They'], time=['last night'])
    """

```

```

"""
mention: str # minimal communication trigger
entity: List[str] # communicating parties
time: List[str] # when the communication happened

class DeclareBankruptcy(BusinessEvent):
    """
    A DeclareBankruptcy Event occurs whenever an Entity officially seeks
    legal protection
    from debt collection due to severe financial distress.

    Refined Guidelines:
    • mention: Short trigger related to bankruptcy (e.g., "bankruptcy",
      "filed", "declared").
    • org: The organization or person who declares bankruptcy. Remove "
      the", "my", etc.
    • time: When the bankruptcy is declared (e.g., "in 2003", "today").
    • place: Where the declaration is made, if mentioned (e.g., "in
      court", "in New York").

    What to do:
    - Recognize synonyms or indirect references like "emerged from
      bankruptcy" or "bankruptcy protection" as triggers.

    What not to do:
    - Do not guess an org if not specified.

    Example:
    Text: "My uncle declared bankruptcy in 2003."
    → DeclareBankruptcy(mention='bankruptcy', org=['uncle'], time
      =['2003'], place=[])
    """
    mention: str # minimal expression for bankruptcy
    org: List[str] # the party declaring bankruptcy
    time: List[str] # when the declaration takes place
    place: List[str] # where it is declared

class EndOrg(BusinessEvent):
    """
    An EndOrg Event occurs when an Organization ceases to exist or
    "goes out of business."

    Refined Guidelines:
    • mention: Minimal trigger (e.g., "shutting down", "closing").
    • org: The organization or sub-unit that ends. E.g., "plant", "
      branch".
    • time: When this closure or end is stated to happen.
    • place: Where the organization is located or ended.

    What to do:
    - Consider references such as "closing its plant" → "plant" in org.
    - Identify synonyms like "shutting down," "ceasing operations."

    What not to do:
    - Do not skip it if the text explicitly says the org ended.

    Example:
    Text: "Hewlett Packard is shutting down its plant in Eugene."
    → EndOrg(mention='shutting down', org=['plant'], time=[], place=['
      Eugene'])
    """
    mention: str # minimal expression for the organizational end
    org: List[str] # the ended organization

```

```

time: List[str] # when the end occurs
place: List[str] # where this event happens

class Die(LifeEvent):
    """
    A Die Event occurs whenever a Person loses their life, whether
    accidental,
    intentional, or self-inflicted.

    Refined Guidelines:
    • mention: The short trigger referencing the death (e.g., "killed",
      "died", "murdered").
    • agent: The killer or cause if identified (e.g., "gunman", "regime")--remove articles.
    • victim: Who died, again with minimal references (e.g., "soldier"
      instead of "a soldier").
    • instrument: The device or method used, if any (e.g., "gun", "bomb").
    • time: When the death occurred.
    • place: Where it took place.

    What to do:
    - Create separate Die events for each death trigger in the text.
    - If the text references homicide: agent is the killer, victim is
      the deceased.

    What not to do:
    - Do not combine multiple victims into one string if they appear as
      separate triggers.

    Example:
    Text: "He killed the soldier in Iraq."
    → Die(mention='killed', agent=['He'], victim=['soldier'],
      instrument=[], time=[], place=['Iraq'])
    """
    mention: str # minimal word referencing the death
    agent: List[str] # optional killer or cause
    victim: List[str] # who died
    instrument: List[str] # how they were killed (weapon, etc.)
    time: List[str] # when the death happened
    place: List[str] # where the death happened

class SentenceAct(JusticeEvent):
    """
    A SentenceAct Event occurs whenever a punishment for the Defendant is
    issued,
    e.g., a prison term or another legal penalty.

    Refined Guidelines:
    • mention: A trigger referencing sentencing or punishment (e.g., "
      sentenced", "faces [penalty]").
    • defendant: The same party convicted or found guilty, if known.
    • adjudicator: The entity delivering the sentence, if stated (e.g.,
      "judge", "court").
    • crime: The wrongdoing for which the defendant is sentenced (e.g.,
      "murder", "embezzlement").
    • sentence: The specific punishment (e.g., "death penalty", "life
      in prison").
    • time: When the sentencing occurs.
    • place: Where the sentencing occurs.

    What to do:

```

```

    - Look for words like "faces the death penalty," "was sentenced to
      ten years."

What not to do:
    - Do not omit a SentenceAct if there's explicit mention of
      punishment.

Example:
    Text: "He now faces the death penalty for murdering his wife."
    → SentenceAct(mention='faces', defendant=['He'], crime=['murdering
      his wife'], sentence=['death penalty'], time=[], place=[])
    """

mention: str # minimal expression for the sentencing event
defendant: List[str] # who is sentenced
adjudicator: List[str] # judge or court
crime: List[str] # the wrongdoing or offense
sentence: List[str] # the punishment
time: List[str] # when the sentencing happens
place: List[str] # where it happens

class Sue(JusticeEvent):
    """
    A Sue Event occurs whenever a court proceeding is initiated to
    determine
    the liability of a Person, Organization, or GPE.

    Refined Guidelines:
    • mention: The minimal trigger (e.g., "sued", "suing", "filed a
      lawsuit", "suit").
    • plaintiff: The party bringing the suit. Strip out any articles or
      adjectives.
    • defendant: The party being sued. Again, keep references minimal.
    • adjudicator: The judge or court if one is explicitly named.
    • crime: If a wrongdoing is stated (e.g., "for fraud", "for breach
      of contract").
    • time: When the suit is filed or mentioned.
    • place: Where the suit is taking place.

    What to do:
    - Label the party initiating the lawsuit as "plaintiff."

    What not to do:
    - Do not confuse "plaintiff" with "defendant" if the text clearly
      states who is suing whom.

    Example:
    Text: "A nurse sued Dell for bait and switch."
    → Sue(mention='sued', plaintiff=['nurse'], defendant=['Dell'],
      crime=['bait and switch'], time=[], place=[])
    """

mention: str # minimal expression for the lawsuit event
plaintiff: List[str] # who brings the suit
defendant: List[str] # who is being sued
adjudicator: List[str] # the judge or court, if stated
crime: List[str] # the wrongdoing for which the suit is filed
time: List[str] # when the suit took place
place: List[str] # where the suit took place

class Appeal(JusticeEvent):
    """
    An Appeal Event occurs whenever a court decision is taken to a higher
    court
    for review.

```

## Refined Guidelines:

- mention: The short trigger for the appeal (e.g., "appeal", "appealed").
- defendant: The party accused or found guilty, if the text states so.
- prosecutor: The party bringing the appeal (i.e., the appellant). This might be the same individual who was a defendant in a prior trial but is now appealing.
- adjudicator: The higher court or judge handling the appeal, if given.
- crime: The wrongdoing for which the appeal is made (if stated).
- time: When the appeal is filed or heard.
- place: Where the appeal is taking place.

## What to do:

- If text says someone "filed an appeal," that entity is the "prosecutor" if no other roles are specified.
- If the text does not identify an accused, keep defendant=[].

## What not to do:

- Do not automatically fill "defendant" if it's unclear who was accused.

## Example:

Text: "He appealed the verdict last week."

→ Appeal(mention='appealed', defendant=[], prosecutor=['He'], crime=[], time=['last week'], place=[])

"""

```
mention: str # minimal word for the appeal event
defendant: List[str] # the accused, if stated
prosecutor: List[str] # who is bringing the appeal
adjudicator: List[str] # the judge or court for the appeal
crime: List[str] # the crime or issue being appealed
time: List[str] # when the appeal occurs
place: List[str] # where the appeal is heard
```

### E.3 Example of task instruction and optimal event guidelines generated by GPT-4.5

# This is an event extraction task for identifying and structuring events from text using Python-defined event classes. Each structured event consists of an event trigger word, an event type, participant arguments, and their roles. Your objective is to output this information in a Python list of events, ensuring it is Python-parsable and strictly follows the event definitions provided below.

#### ## Instructions:

##### 1. \*\*Span Extraction\*\*:

- Extract precise and concise spans for mentions and participant arguments, conveying the event or argument role clearly without unnecessary context.
- For extracts involving titles or specifics, use general terms unless details are crucial to the events integrity.
- When identifying entity roles in events, prioritize the core identifiers over accompanying descriptors.

##### 2. \*\*Role Identification\*\*:

- Accurately identify roles using contextual cues, effectively resolving ambiguities while prioritizing explicit spans. If roles are unmentioned, leave them empty.
- Maintain consistency, particularly with distinctions like plaintiff vs. defendant, based on contextual evidence.



- Clarify roles in complex transactions, such as distinguishing between beneficiaries and direct recipients.
3. **\*\*Output Format\*\***:
    - Please follow the Python-format EventName("mention" = "trigger", "role1" = [...], "role2" = [...], ...) strictly.
    - Ensure consistent output in the specified format for Python compatibility, adhering strictly to event definitions.
    - Represent unmentioned participants with an empty list rather than assumptions or placeholders.
  4. **\*\*Clarifications and Exceptions\*\***:
    - Note explicitly when roles have exceptions based on role definitions.
    - Manage overlapping roles by following specific guidelines for span clarity and precision, ensuring no crucial details are overlooked.
  5. **\*\*Consistency\*\***:
    - Ensure consistency in role identification and event extraction across similar scenarios.
    - Address ambiguity and overlap by defining roles explicitly and setting clear precedence for extraction guidelines.

Below are the structured event definitions:

```
# Here are the event definitions:

class Convict(JusticeEvent):
    """
    A Convict Event signifies the successful prosecution of a defendant.
    This involves a person, organization, or geographical political
    entity (GPE) being convicted for a crime.
    """
    mention: str # Focus on concise triggers like "convicted" or "
conviction", avoiding embellishments.
    defendant: List[str] # Name the convicted individuals or entities.
Use direct identifiers, example: "John Doe".
    adjudicator: List[str] # Reference the judicial entity, example: "
court" or "judge", unless specifics are critical.
    crime: List[str] # Provide short, precise descriptions of crimes, e.
g., "fraud".
    time: List[str] # Specify exact times if mentioned, e.g., "Monday".
    place: List[str] # Note locations if explicitly mentioned, avoid
assumptions.

class TransferMoney(TransactionEvent):
    """
    Non-purchasing money transfers involving giver and recipient roles,
    where transactions are more indirect or complex.
    """
    mention: str # Use explicit terms like "donated", staying concise.
    giver: List[str] # Identify the money source, example: "Sheila C.
Johnson".
    recipient: List[str] # Clearly name receiving entities.
    beneficiary: List[str] # Note additional beneficiaries unambiguously
.
    money: List[str] # Use exact figures, avoiding vague amounts.
    time: List[str] # Define occurrence times if clearly specified.
    place: List[str] # Mention the transaction location if detailed.

class Meet(ContactEvent):
```

```

"""
Events where entities gather face-to-face, e.g., meetings, summits,
or conferences.
"""
mention: str # Central meeting references like "summit", without
extra detail.
entity: List[str] # List participants clearly, omitting superfluous
descriptions.
time: List[str] # Specify times if explicitly provided.
place: List[str] # Mention locations if available, avoiding
unsupported assumptions.

class PhoneWrite(ContactEvent):
"""
Non-face-to-face communications, covering written and phone-based
interactions.
"""
mention: str # Terms indicating communication, e.g., "called",
succinctly.
entity: List[str] # Capture the participants in the communication.
time: List[str] # Specify times if mentioned, ensuring clarity.

class DeclareBankruptcy(BusinessEvent):
"""
Occurs when an organization requests legal protection from debt
collection.
"""
mention: str # Use declarations like "bankruptcy", clearly.
org: List[str] # Focus on the organizational name in question.
time: List[str] # Mention when the declaration occurs if explicitly
stated.
place: List[str] # Note the declaration's location if outlined.

class EndOrg(BusinessEvent):
"""
An organization ceases operations, going out of business completely.
"""
mention: str # Use terms like "shut down" to capture essence
effectively.
org: List[str] # Succinctly list the organizations ending operations
.
time: List[str] # Clearly mention when specifics are supplied.
place: List[str] # Mention location details if clearly stated.

class Die(LifeEvent):
"""
Event marking the end of life, covering direct, accidental, and self-
inflicted cases.
"""
mention: str # Specific terms like "died", excluding excess context.
agent: List[str] # Cite any responsible party if indicated.
victim: List[str] # Precisely identify the deceased without titles.
instrument: List[str] # Specify instruments used if described.
time: List[str] # Use accurate timing where provided.
place: List[str] # Mention locations where explicitly noted.

class SentenceAct(JusticeEvent):
"""
Legal sentence issuance, often involving incarceration.
"""
mention: str # Direct words like "sentenced", retaining clarity.
defendant: List[str] # Identify the sentenced party succinctly.
adjudicator: List[str] # State the authority issuing the sentence.
crime: List[str] # Precisely include mentioned crimes.
sentence: List[str] # Clearly outline the penalties involved.

```

```

    time: List[str] # Specific timing if explicitly declared.
    place: List[str] # Cite location details when supplied.

class Sue(JusticeEvent):
    """
    The initiation of legal proceedings against an entity to determine
    liability.
    """
    mention: str # Specific terms like "sued".
    plaintiff: List[str] # Clearly identify the suing parties.
    defendant: List[str] # Identify the sued entities unambiguously.
    adjudicator: List[str] # Specify judicial role if expressed.
    crime: List[str] # Highlight alleged crimes if specified.
    time: List[str] # Reference explicit timing if detailed.
    place: List[str] # Extract the location details if outlined.

class Appeal(JusticeEvent):
    """
    Represents decisions moved to higher courts for further review.
    """
    mention: str # Use terms like "appealed" directly.
    defendant: List[str] # Name the entity under review.
    prosecutor: List[str] # Name the initiating party of the appeal.
    adjudicator: List[str] # Reference the reviewing court.
    crime: List[str] # Clearly detail crimes if mentioned.
    time: List[str] # Capture filing times if explicit.
    place: List[str] # Mentioned locale of appeal if detailed.

```

#### E.4 Example of optimal task instruction and event guidelines generated by GPT-4o

```

# This is an event extraction task where the goal is to extract
# structured events from the text following structured event
# definitions in Python. A structured event contains an event trigger
# word, an event type, the arguments participating in the event, and
# their roles in the event.

# Task Instructions:
1. For each different event type, output the extracted information from
   the text into a Python list format where:
   - The first key 'mention' holds the value of the event trigger.
   - Subsequent keys/values follow the class definitions below.

2. Structure the output in a valid Pydantic format: `result = [EventName(
   "mention" = "trigger", "arg1_key" = "arg1_span", ...)]`.

3. Adhere strictly to the described event descriptions and role
   definitions, considering implicit contexts and indirect attributions.

4. Address special cases:
   - Appeals: Consider involved parties from prior related events as ‘
     prosecutor’.
   - Multiple roles may apply contextually; ensure complete information
     extraction.
   - Implicit indications: If mentions like "filed", "concluded", etc.,
     suggest indirect roles, use context to clarify them.

5. Maintain backward compatibility where applicable. Do not output
   anything else except parsable structured event format in Python.

# Here are the event definitions:

```

```

class Convict(JusticeEvent):
    """
    A Convict Event occurs whenever a Try Event ends with a successful
    prosecution of the Defendant.
    There may not always be explicit mentions of crimes in the text; use
    contextual clues.
    """
    mention: str # The text span that expresses the conviction (e.g., "
    convicted").
    defendant: List[str] # The entity found guilty, search for adjacent
    terms like "defendant".
    adjudicator: List[str] # The judge or court, often implicitly
    understood from context.
    crime: List[str] # Crime references, even implied (e.g., "guilty of
    ...").
    time: List[str] # When conviction happens, contextual or explicit
    dates.
    place: List[str] # Where the conviction occurs, often a court or
    city name nearby.

class TransferMoney(TransactionEvent):
    """
    Refers to money transfer actions outside purchasing contexts.
    Recognize givers and recipients even in indirect mentions.
    """
    mention: str # Turn of phrase indicating transfer (e.g., "
    transferred", "donated").
    giver: List[str] # Entity initiating transfer (may be implied; use
    context).
    recipient: List[str] # Direct receiver of money, often clearly
    stated.
    beneficiary: List[str] # Can be implied; beneficiaries are often
    indirect.
    money: List[str] # Described amounts; look for currency signs ($, €,
    etc.).
    time: List[str] # Dates or relative times (e.g., "two years ago").
    place: List[str] # Locations of transaction, if specified.

class Meet(ContactEvent):
    """
    Occurs when entities meet face-to-face; discern collective entity
    mentions from individual roles.
    """
    mention: str # Trigger phrases (e.g., "meet", "conference").
    entity: List[str] # Entities, clarified through context or explicit
    mentions.
    time: List[str] # When entities meet, even if future planned.
    place: List[str] # Meeting location, from nearby phrases.

class PhoneWrite(ContactEvent):
    """
    Encompasses non-face-to-face communications; cover implied
    interactors.
    """
    mention: str # Non-direct communication identified triggers (e.g., "
    called", "emailed").
    entity: List[str] # Communicating entities, occasionally understood
    indirectly.
    time: List[str] # Times derived from text, even if not very specific
    .

class DeclareBankruptcy(BusinessEvent):
    """
    An event signifying financial distress declarations; distinguish from
    emergence narratives.

```

```

"""
mention: str # Indicators like "declared bankruptcy".
org: List[str] # Company/entity that declared, directly mentioned.
time: List[str] # Declaration date, often provided.
place: List[str] # Geographical context of declaration.

class EndOrg(BusinessEvent):
    """
    Concludes an organization's operations; ensure specificity of
    organization ceases.
    """
    mention: str # Marks of closure (e.g., "dissolved", "shutdown").
    org: List[str] # Organization ending, referenced in texts.
    time: List[str] # Date context around organization ending.
    place: List[str] # Location tied to organizational operations.

class Die(LifeEvent):
    """
    Recognizes cessation of life events; determine involvements from
    surrounding text.
    """
    mention: str # Triggering term showing death (e.g., "died", "passed
    away").
    agent: List[str] # Agents causing death if deliberate; contextual
    deductions.
    victim: List[str] # Deceased, named or implied victims.
    instrument: List[str] # Weapons or causes if mentioned.
    time: List[str] # Death-related timing, even metaphorical.
    place: List[str] # Place the death occurred, discerned from text.

class SentenceAct(JusticeEvent):
    """
    Legal actions culminating in punishment; include implied authority
    adjudication references.
    """
    mention: str # Verbs indicating sentencing (e.g., "sentenced").
    defendant: List[str] # Persons sentenced, more direct mentions.
    adjudicator: List[str] # State actor issuing punishment.
    crime: List[str] # Crimes specified can be explicit or by context
    related.
    sentence: List[str] # Detailed punishments, commonly listed.
    time: List[str] # Contextual timing of legal processes.
    place: List[str] # Legal venues, stated or implicit.

class Sue(JusticeEvent):
    """
    Legal actions initiation detections; interpreting mentions to detect
    implicated parties.
    """
    mention: str # Lawsuit trigger terms (e.g., "sued").
    plaintiff: List[str] # Agents initiating, even implicit from context
    .
    defendant: List[str] # Specific subjects of the lawsuit.
    adjudicator: List[str] # Legal bodies, typically explicit.
    crime: List[str] # Charges or offenses underpinning the suit.
    time: List[str] # Suit filing and related timings.
    place: List[str] # Locations cited, often courts.

class Appeal(JusticeEvent):
    """
    Reviewal legal challenges; correctly attribute events around
    appellate actions.
    """
    mention: str # Terms denoting appeals like "appealed".
    defendant: List[str] # Party whose case goes under review.

```



```
prosecutor: List[str] # Original case actors initiating the appeal,
                    inferred.
adjudicator: List[str] # Higher court taking the over evaluation.
crime: List[str] # Reviews' subject offenses.
time: List[str] # Appeal reference times, may not be given.
place: List[str] # Court location details or broader judicial zones.
```