



# Counterexample-Guided Abstraction Refinement for Generalized Graph Transformation Systems (Full Version)

Barbara König<sup>1</sup> , Arend Rensink<sup>2</sup> , Lara Stoltenow<sup>1</sup> , and Fabian  
Urrigshardt<sup>1</sup>

<sup>1</sup> University of Duisburg-Essen, Germany

<sup>2</sup> University of Twente, Netherlands

{barbara\_koenig,lara.stoltenow}@uni-due.de, arend.rensink@utwente.nl

**Abstract.** This paper addresses the following verification task: Given a graph transformation system and a class of initial graphs, can we guarantee (non-)reachability of a given other class of graphs that characterizes bad or erroneous states? Both initial and bad states are characterized by nested conditions (having first-order expressive power). Such systems typically have an infinite state space, causing the problem to be undecidable. We use abstract interpretation to obtain a finite approximation of that state space, and employ counter-example guided abstraction refinement to iteratively obtain suitable predicates for automated verification. Although our primary application is the analysis of graph transformation systems, we state our result in the general setting of reactive systems.

**Keywords:** reachability analysis · CEGAR · reactive systems · abstract interpretation · graph transformation

## 1 Introduction

One of the successful techniques to analyze systems with very large or infinite state spaces is *abstract interpretation*. This either under- or over-approximates the possible behaviours, reducing the state space to a manageable size (and also covering a set of potential initial states rather than just one) at the cost of precision: essentially, different states are regarded as the same not if they are for all intents and purposes equivalent, but if they are, in some precise sense, alike. If we want to check certain properties about the behaviour of the original system, such as the absence of errors in reachable states or the satisfaction of more refined temporal logic properties, this can be done on the abstracted state space instead; however, due to the imprecision, the answers obtained in this way may not be correct for the full state space. In particular, if the abstraction was an under-approximation, analysing whether an error state is reachable may yield *false negatives* (the answer *no* may be incorrect for the full, concrete state space); if it was an over-approximation, the analysis may yield *false positives* (the answer *yes* may be incorrect).

Of these two, false positives can be detected more easily, since the answer *yes* to a question of the type “can an error state be reached” or “is there a trace with a certain temporal property” comes with a *witness*, being an actual trace in the abstract state space that reaches that error state or has that property. For historical reasons, such a witness is usually called a *counterexample*, even though in our narrative it is rather an *example*. We can then typically check whether such a counterexample actually exists in the full state space — a task that is feasible even if the full state space is infinite. If the counterexample does exist, the original *yes* answer was correct after all; if it does *not* exist (in which case it is called *spurious*), we know that the original *yes* answer cannot be trusted; it may still be correct, but we do not know.

The method of *counter-example guided abstraction refinement* (CEGAR) [9,20] builds upon this principle by relying on a notion of abstraction that can be *tuned*. In particular, two states are considered to be “alike” if they satisfy the same predicates. A spurious counterexample contains concrete evidence of where the original abstraction gives rise to “harmful” over-approximation: namely a trace in the abstract transition system leading to a state that does not rule out that a certain property *Bad* (encoding some unwanted feature) holds, but which does not exist in the concrete state space. This check provides additional predicates, leading to a stronger notion of “alike”, which results in a new, *refined* abstraction in which at least this particular (spurious) counterexample no longer exists. We can then start over again using the new, refined, abstract state space, until we get either a *no* answer or a *yes* answer for which the counterexample is real, or we run out of time. This leads to the so-called CEGAR loop (see Figure 1). In the general case there is no guarantee that the loop will ever terminate (e.g. due to undecidability of the verification problem), but good results have still been achieved in practice with the development of verification tools based on CEGAR [7,2,1].

A related technique for proving correctness relies on finding an *invariant*  $I$ , which is a property that holds in the initial state and is preserved by all transitions, such that  $I$  entails  $\neg\text{Bad}$ . In fact, the abstraction refinement procedure outlined above may be seen as a recipe for generating such an invariant.

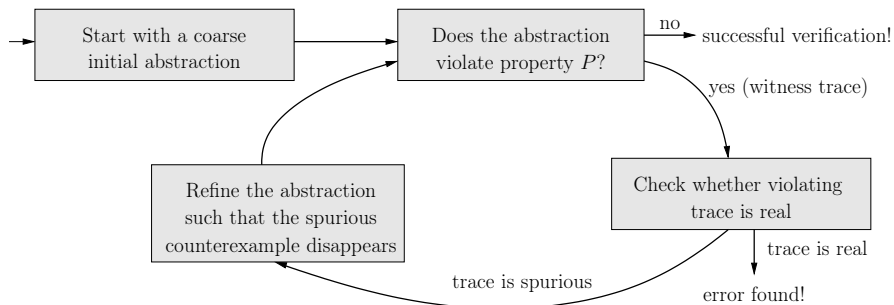


Fig. 1: A schematic depiction of the CEGAR loop

The contribution of this paper is to propose a variant of CEGAR in the spirit of *reactive systems*. This is a framework developed by Milner et al. [31] that subsumes graph transformation via double-pushout. We assume that the states are arrows in a suitable category, and transitions are generated by conditional rules that modify those objects using categorical operations. Our abstraction is based on so-called *nested conditions* (related to first-order logic) [41,17], again defined relative to the category of choice, with a notion of satisfaction over the states. The predicates mentioned above take the shape of such nested conditions; the abstraction is driven by a finite set  $P$  of them. The abstraction of a state, or a set of states, is defined as the subset of elements of  $P$  that provably hold in that (set of) state(s). In previous work [4], we have shown how to compute strongest postconditions and weakest preconditions for rules with application conditions, and this allows us to compute the abstract (over-approximating) transitions, as well as to check whether a counterexample found on the abstract level fails to exist on the concrete level, i.e., is spurious. Given a spurious counterexample, we can then refine the abstraction by augmenting  $P$  with the characteristic properties of all the (sets of) concrete states traversed by the counterexample. This refined abstraction is certain not to include that counterexample any more.

A complication lies in the fact that the method outlined above at several points requires the computation of entailment among nested conditions. Depending on the underlying category, this is equivalent to entailment of First-Order Logic and hence undecidable; in practice, we are forced to rely on *provable* entailment (i.e., using available tooling), which is necessarily a weaker relation — or in the terminology above, may yield false negatives. Fortunately, though this introduces further imprecision in our abstraction, we show that this does not invalidate the method.

A further contribution of this paper consists in a prototype implementation of this CEGAR method for a concrete base category, viz. that of *graphs*. Rules in this category are (essentially) double-pushout transformation rules, and the nested conditions correspond to ones studied before by [17,41]. We report some experiments. Unfortunately, the performance is such that only very small examples can be analysed successfully. The biggest obstacle is the procedure for (semi-)deciding entailment. We believe there is a lot of room for improvement, but this is outside the scope of the current paper.

## 2 Motivation

This section presents a running example that shows the principal steps of the CEGAR method and gives an idea of its potential benefits. It is based on a particular instantiation of our general framework (presented formally in the next sections): the concrete states are essentially unlabelled *graphs with interfaces* [3,25], the rules are essentially *double-pushout graph transformation rules* [15,13] and our nested conditions essentially correspond to those introduced by Habel and Pennemann [17] and Rensink [41].

The example uses a graph-based representation of a set of lists, in which the tail nodes (and no other) are marked by a self-loop. All operations on the list are meant to guarantee that the only edges in the graphs are those between successive list nodes and the self-loops that mark the tail nodes; in particular, it is an error for any node to have both an outgoing edge to a successor node and a self-loop. This erroneous structure is captured by a condition  $\text{Bad}$ ; in other words,  $\text{Bad}$  is meant to be unreachable.

We consider a scenario consisting of an initial condition  $\text{Init}_1$  that is meant to capture precisely those graphs in which there are only empty lists (i.e., no edges between distinct nodes), and a rule  $\text{append}$  that specifies the extension of a list (at its tail) with a single element. Using the notation introduced in the next section, this scenario is captured by the following conditions and rules that are based on cospans of graphs:

$$\begin{aligned}
 \text{Bad} &= \exists \emptyset \rightarrow \boxed{\textcircled{1} \rightarrow \textcircled{2}} \leftarrow \boxed{\textcircled{1} \textcircled{2}} . \text{true} \\
 \text{Init}_1 &= \forall \emptyset \rightarrow \boxed{\textcircled{1} \rightarrow \textcircled{2}} \leftarrow \boxed{\textcircled{1} \textcircled{2}} . \text{false} \\
 \text{append} &= \left( \emptyset \rightarrow \boxed{\textcircled{1} \rightarrow \textcircled{2}} \leftarrow \boxed{\textcircled{1}} \rightarrow \boxed{\textcircled{1} \rightarrow \textcircled{2}} \leftarrow \emptyset , \text{true} \right) \\
 &\quad \begin{array}{c} \xrightarrow{\ell} \quad \xrightarrow{r} \\ L \quad \quad R \end{array}
 \end{aligned}$$

The three graphs  $L, I, R$  in rule  $\text{append}$  correspond to left-hand side, interface, and right-hand side in double-pushout rewriting. It should be noted that  $\text{Init}_1 \models \neg \text{Bad}$ .

We want to show that  $\text{Bad}$  does not hold in any graph reachable from any initial graph that satisfies  $\text{Init}_1$ .

The method works by initially assuming that the only knowledge we have about a state is whether  $\text{Init}_1$ ,  $\text{Bad}$  or the negation of either holds there, and checking if that knowledge is sufficient to show that  $\neg \text{Bad}$  holds everywhere. (In fact, CEGAR can be seen as a way to automatically generate invariants or – more generally – conditions that are guaranteed to hold at certain execution points.)

Let us denote  $P = \{\text{Init}_1, \text{Bad}\}$ ; then abstract states are elements of  $\{\text{true}, \text{false}, \text{unknown}\}^P$  – or, equivalently, subsets of  $P \cup \{\neg \mathcal{P} \mid \mathcal{P} \in P\}$  (or conjunctions of such predicates) that do not include both  $\mathcal{P}$  and  $\neg \mathcal{P}$  for any  $\mathcal{P} \in P$ . The method involves the following steps.

1. Compute, for every rule, the strongest postcondition (sp) for the next unexplored abstract state. In our example, the initial state consists of<sup>3</sup>  $\{\text{Init}_1, \neg \text{Bad}\}$  and hence we start by computing  $\text{sp}(\text{Init}_1 \wedge \neg \text{Bad}, \text{append})$ , which yields  $\mathcal{A} = \exists \emptyset \rightarrow \boxed{\textcircled{1} \rightarrow \textcircled{2}} \leftarrow \boxed{\textcircled{1}} . \mathcal{A}'$ , where the subcondition  $\mathcal{A}'$  guarantees that  $\text{Init}_1 \wedge \neg \text{Bad}$  holds for nodes 1 and 2, as well any additional nodes that already existed in the graph.
2. Infer which of the elements of  $P$  or their negations are entailed by  $\mathcal{A}$ . In our example, we only have  $\mathcal{A} \models \neg \text{Init}_1$ : we cannot infer either  $\mathcal{A} \models \text{Bad}$  or  $\mathcal{A} \models \neg \text{Bad}$ . It follows that the successor state is  $\{\neg \text{Init}_1\}$ . This gives rise to

<sup>3</sup> Note that  $\text{Init}_1 \models \neg \text{Bad}$  implies  $\text{Init}_1 \equiv \text{Init}_1 \wedge \neg \text{Bad}$ , hence we could start with either formula.

the following transition system:

$$\{\text{Init}_1, \neg\text{Bad}\} \xrightarrow{\text{append}} \{\neg\text{Init}_1\}$$

3. Repeat the previous two steps for every new state, until there are no more states to be found (note that the number of reachable states is bounded by  $3^{|P|}$ ) or we find a state  $s$  for which  $\neg\text{Bad} \notin s$ . In the former case we are done: the system is guaranteed to be error-free. In the latter case, the system has a potentially faulty behaviour: namely, the trace from the initial state to  $s$ . Such a trace is called a *counterexample*. In our running example, we already have such a counterexample, viz. the trace consisting of a single application of `append`.
4. Check whether this trace really represents faulty behaviour, by computing the weakest precondition  $\mathcal{W}_1$  for  $\neg\text{Bad}$ . If  $\text{Init}_1 \models \mathcal{W}_1$ , the counterexample is *spurious*; if not, then any graph satisfying  $\text{Init}_1 \wedge \neg\mathcal{W}_1$ , when subjected to the successive rules of the counterexample, will indeed give rise to a concrete state satisfying  $\text{Bad}$  — hence we have a real error. In our running example, the weakest precondition  $\text{wp}(\text{append}, \neg\text{Bad})$  is (simplified and in abbreviated notation):

$$\mathcal{W}_1 \equiv \forall \textcircled{1} \rightarrow \textcircled{1} . \text{false} \wedge \forall \textcircled{1} \rightarrow \textcircled{2} \rightarrow \textcircled{3} . \text{false} \wedge \forall \textcircled{0} \rightarrow \textcircled{1} . \text{false} ,$$

which is not entailed by  $\text{Init}_1$ : for instance,  $\textcircled{1} \rightarrow \textcircled{1}$  satisfies  $\text{Init}_1 \wedge \neg\mathcal{W}_1$ . From it we can reach a bad state in one `append`-step, hence the system is erroneous.

We see that the method has uncovered the fact that our initial condition  $\text{Init}_1$  is not strong enough to guarantee  $\neg\text{Bad}$ : we had not considered that nodes may have more than one self-loop. We can repair this by strengthening  $\text{Init}_1$  so as to rule this out. Let us redo the analysis on the basis of

$$\text{Init}_2 = \text{Init}_1 \wedge \forall \emptyset \rightarrow \textcircled{1} \rightarrow \textcircled{1} \leftarrow \textcircled{1} . \text{false}$$

Note that, on its own,  $\neg\text{Bad}$  is not an invariant: it is *not* the case that the result of applying `append` to a graph satisfying  $\neg\text{Bad}$  will certainly also satisfy  $\neg\text{Bad}$  — otherwise the problem would be easier. Similarly,  $\text{Init}_2$  is not an invariant.

After repeating the first two steps above, we once more find that there is a reachable state not containing  $\neg\text{Bad}$ , identifying a counterexample, this time consisting of two rule applications:

$$\{\text{Init}_2, \neg\text{Bad}\} \xrightarrow{\text{append}} \{\neg\text{Init}_2, \neg\text{Bad}\} \xrightarrow{\text{append}} \{\neg\text{Init}_2\}$$

The weakest precondition computation gives us two conditions  $\mathcal{W}_1 = \text{wp}(\text{append}, \neg\text{Bad})$  (identical to the one above) and  $\mathcal{W}_2 = \text{wp}(\text{append}, \mathcal{W}_1)$  (in this particular case  $\mathcal{W}_2 \equiv \mathcal{W}_1$ ). Now  $\text{Init}_2 \models \mathcal{W}_2$ , and hence the counterexample is spurious. When that happens, the method continues as follows:

5. Refine  $P$  by adding predicates that ensure the counterexample no longer occurs on the abstract states. In particular, augmenting  $P$  with the weakest

preconditions that we just computed in order to check for spuriousness — in our case  $\mathcal{W}_1$  — will do the trick. (We could also choose to add individual conjuncts  $\mathcal{W}_{ij}$  if  $\mathcal{W}_i = \mathcal{W}_{i1} \wedge \dots \wedge \mathcal{W}_{in}$ , to possibly obtain a better abstraction. In our running example, the three subconditions of  $\mathcal{W}_1$  could be turned into three new predicates.) We have the guarantee that this will indeed eliminate the spurious counterexample.

6. Restart the analysis at Step 1 on the basis of the refined  $P$ . Repeat the process until either a real counterexample is found (as happened in our first iteration), all reachable (abstract) states have been computed and they all entail  $\neg\text{Bad}$ , or time is up. For our running example, the second case occurs:

$$\{\text{Init}_2, \neg\text{Bad}, \mathcal{W}_1\} \xrightarrow{\text{append}} \{\neg\text{Init}_2, \neg\text{Bad}, \mathcal{W}_1\} \text{ } \textcircled{\text{append}}$$

The running example shows the power of the analysis method: it allows us to prove that, for all graphs satisfying a given initial condition (of which there are infinitely many), for all possible sequences of rule applications (of arbitrary length, and generating graphs of unbounded size), the outcome satisfies the well-formedness condition embodied in  $\neg\text{Bad}$ ; or, if that is not the case, to find a counterexample. Of course, there are practical limitations, which we will discuss in Section 5.3.

### 3 Preliminaries

#### 3.1 Abstract interpretation

We rely on the principles of the theory of abstract interpretation [10,11], based on lattices and Galois connections. We first recall the definitions.

A *complete lattice*  $(\mathbb{C}, \sqsubseteq)$  consists of a set  $\mathbb{C}$  with a partial order  $\sqsubseteq$  such that each  $Y \subseteq \mathbb{C}$  has a least upper bound  $\bigsqcup Y$  (also called supremum, join) and a greatest lower bound  $\bigsqcap Y$  (also called infimum, meet).

Let  $\mathbb{C}, \mathbb{A}$  be two lattices. A *Galois connection* from  $\mathbb{C}$  to  $\mathbb{A}$  is a pair  $\alpha: \mathbb{C} \rightarrow \mathbb{A}$ ,  $\gamma: \mathbb{A} \rightarrow \mathbb{C}$  of monotone functions, such that for all  $\ell \in \mathbb{C}$ :  $\ell \sqsubseteq \gamma(\alpha(\ell))$  and for all  $m \in \mathbb{A}$ :  $\alpha(\gamma(m)) \sqsubseteq m$ . Intuitively  $\mathbb{C}$  represents (more) concrete values and  $\mathbb{A}$  (more) abstract values, which are connected by the abstraction  $\alpha$  and concretization  $\gamma$ . The order indicates whether the values are more or less precise: i.e., whenever  $a \sqsubseteq b$ , then  $a$  is supposed to provide higher precision than  $b$ . The function  $\alpha$  (resp.  $\gamma$ ) is also called the *left* (resp. *right*) *adjoint*.

Given a function  $f: \mathbb{C} \rightarrow \mathbb{C}$  on the concrete values, we say that  $f^\#: \mathbb{A} \rightarrow \mathbb{A}$  is an over-approximation of  $f$  whenever  $\alpha \circ f \circ \gamma \sqsubseteq f^\#$  (pointwise). Whenever equality holds  $f^\#$  is the induced over-approximation of  $f$ .

#### 3.2 Categories

We will use standard concepts from category theory. Given an arrow  $f: A \rightarrow B$ , we write  $\text{dom}(f) = A$ ,  $\text{cod}(f) = B$ . For two arrows  $f: A \rightarrow B$ ,  $g: B \rightarrow C$  we denote their composition by  $f;g: A \rightarrow C$ .

We will state our results in a general framework, allowing for easy generalization of our results to other applications. An important type of category that we will focus on are cospan categories, which are particularly useful for reactive systems (to be defined later). Given a base category  $\mathbf{D}$  with pushouts, the category  $\mathbf{Cospan}(\mathbf{D})$  has as objects the objects of  $\mathbf{D}$  and as arrows *cospans*, which are equivalence classes of pairs of arrows of the form  $A \xrightarrow{f_L} X \xleftarrow{f_R} B$ , where the middle object is considered up to isomorphism. Cospan composition is performed via pushouts (for details see Appendix A).

A cospan is *left-linear* if its left leg  $f_L$  is a mono. For adhesive categories [28], the composition of left-linear cospans again yields a left-linear cospan.  $\mathbf{ILC}(\mathbf{D})$  will denote the subcategory of  $\mathbf{Cospan}(\mathbf{D})$  where the arrows are restricted to left-linear cospans (historically called *input-linear*; hence  $\mathbf{ILC}$ .)

Our running example is based on the category  $\mathbf{D} = \mathbf{Graph}_{\text{fin}}$ , which has finite graphs as objects and graph morphisms as arrows.

### 3.3 Generalized Conditions

As in previous work [45] we consider nested conditions — from here on just called *conditions* — over an arbitrary category  $\mathbf{C}$  in the spirit of reactive systems [31,30]. Following [41,17], we define conditions as finite tree-like structures, where nodes are annotated with quantifiers and objects, and edges are annotated with arrows.

**Definition 1 (Condition).** *Let  $\mathbf{C}$  be a category. A condition  $\mathcal{A}$  over an object  $A$  in  $\mathbf{C}$  is defined inductively as follows: it is either*

- a finite conjunction of universals  $\bigwedge_{i \in \{1, \dots, n\}} \forall f_i. \mathcal{A}_i = \forall f_1. \mathcal{A}_1 \wedge \dots \wedge \forall f_n. \mathcal{A}_n$ , or
- a finite disjunction of existentials  $\bigvee_{i \in \{1, \dots, n\}} \exists f_i. \mathcal{A}_i = \exists f_1. \mathcal{A}_1 \vee \dots \vee \exists f_n. \mathcal{A}_n$

where  $f_i: A \rightarrow A_i$  are arrows in  $\mathbf{C}$  and  $\mathcal{A}_i$  are conditions over  $A_i$ . We call  $A = \text{RO}(\mathcal{A})$  the root object of the condition  $\mathcal{A}$ . Each subcondition  $\mathcal{Q}f_i. \mathcal{A}_i$  ( $\mathcal{Q} \in \{\forall, \exists\}$ ) is called a child of  $\mathcal{A}$ . The constants  $\text{true}_A$  (empty conjunction) and  $\text{false}_A$  (empty disjunction) serve as the base cases. We will omit subscripts in  $\text{true}_A$  and  $\text{false}_A$  when clear from the context. The set of all conditions over  $A$  is denoted by  $\mathbf{Cond}_A$ , and  $\mathbf{Arr}_A$  refers to the  $A$ -sourced arrows (i.e., potential models) of  $\mathbf{C}$ .

Instantiated with  $\mathbf{C} = \mathbf{Graph}_{\text{fin}}$ , conditions are equivalent to graph conditions as defined in [17], and equivalence to first-order logic has been shown in [41]. Cospan conditions (with  $\mathbf{C} = \mathbf{ILC}(\mathbf{Graph}_{\text{fin}})$ ) have previously been used [23,45]. Standard graph conditions can trivially be encoded into cospan conditions, and cospan conditions can be translated to equivalent graph conditions.

Intuitively, conditions check for the occurrence of certain subgraphs or patterns for which the context satisfies a child condition. For instance, the cospan condition  $\forall \emptyset \rightarrow \textcircled{1} \rightarrow \textcircled{2} \leftarrow \textcircled{1} \textcircled{2} . \exists \textcircled{1} \textcircled{2} \rightarrow \textcircled{1} \leftarrow \textcircled{2} \leftarrow \textcircled{1} \textcircled{2} . \text{true}$  requires that for every edge, a second edge in the reverse direction also exists. For additional examples and discussion we refer to [23].

To be consistent with [45], Definition 1 restricts conjunction to universal and disjunction to existential subformulas; e.g.,  $\exists f.\mathcal{A} \wedge \exists g.\mathcal{B}$  is excluded. However, conditions that violate this syntactic restriction can easily be rewritten — e.g., to  $\forall id.\exists f.\mathcal{A} \wedge \forall id.\exists g.\mathcal{B}$  for the above example. Hence, in examples we sometimes write  $\mathcal{A} \wedge \mathcal{B}$  or  $\mathcal{A} \vee \mathcal{B}$  for arbitrary conditions.

**Definition 2 (Satisfaction).** *Let  $\mathcal{A} \in \mathbf{Cond}_A$  and let  $a: A \rightarrow B$  be an arrow. We define the satisfaction relation  $a \models \mathcal{A}$  as follows:*

- $a \models \bigwedge_{i \in I} \forall f_i.\mathcal{A}_i$  iff for every  $i \in I$  and every arrow  $g: \text{RO}(\mathcal{A}_i) \rightarrow B$  we have: if  $a = f_i; g$ , then  $g \models \mathcal{A}_i$ .
- $a \models \bigvee_i \exists f_i.\mathcal{A}_i$  iff there exists  $i \in I$  and an arrow  $g: \text{RO}(\mathcal{A}_i) \rightarrow B$  such that  $a = f_i; g$  and  $g \models \mathcal{A}_i$ .

We define a concretization  $\llbracket \_ \rrbracket: \mathbf{Cond}_A \rightarrow \mathcal{P}(\mathbf{Arr}_A)$  (for arbitrary  $A$ ) via  $\llbracket \mathcal{A} \rrbracket = \{x \in \mathbf{Arr}_{\text{RO}(A)} \mid x \models \mathcal{A}\}$ , mapping conditions to the set of arrows that satisfy them. From the above it follows that  $\llbracket \text{true}_A \rrbracket = \mathbf{Arr}_A$  and  $\llbracket \text{false}_A \rrbracket = \emptyset$ .

We write  $\mathcal{A} \models \mathcal{B}$  ( $\mathcal{A}$  entails  $\mathcal{B}$ ) if  $\text{RO}(\mathcal{A}) = \text{RO}(\mathcal{B})$  and for every arrow  $a \in \mathbf{Arr}_{\text{RO}(A)}$  we have: if  $a \models \mathcal{A}$ , then  $a \models \mathcal{B}$ . We write  $\mathcal{A} \equiv \mathcal{B}$  ( $\mathcal{A}$  and  $\mathcal{B}$  are equivalent) if  $\mathcal{A} \models \mathcal{B}$  and  $\mathcal{B} \models \mathcal{A}$ .

Since conditions are equivalent to first-order logic [41] for  $\mathbf{C} = \mathbf{Graph}_{\text{fin}}$ , the satisfiability, entailment and equivalence problems are undecidable, but semi-decidable. In fact, in [45] we have provided a semi-decision procedure for satisfiability in the general case, based on a predecessor technique for graph conditions [29].

### 3.4 Conditional reactive systems

We now define conditional reactive systems, which were introduced in [31] and extended with application conditions in [22]. In our definition, we closely follow [23]. We fix a distinguished object  $0$  (not necessarily the initial object in the category).

**Definition 3 (Reactive system rules).** *Let  $\mathbf{C}$  be a category with a distinguished object  $0$  (not necessarily initial). A rule  $\mathcal{R} = (\ell, r, \mathcal{C})$  consists of arrows  $\ell, r: 0 \rightarrow I$  (called left-hand side and right-hand side) and a condition  $\mathcal{C}$  with root object  $I$ . A reactive system is a set of rules.*

*Let  $\mathcal{S}$  be a reactive system and  $a, a': 0 \rightarrow J$  be arrows. We say that  $a$  reduces to  $a'$  ( $a \rightsquigarrow a'$ ) in  $\mathcal{S}$  whenever there exists a rule  $(\ell, r, \mathcal{C}) \in \mathcal{S}$  and an arrow  $c: I \rightarrow J$  (the reactive context) such that  $a = \ell; c$ ,  $a' = r; c$  and  $c \models \mathcal{C}$ .*

Note that  $\mathcal{C}$  is not a pre- or post-application condition, but is specified over the context in which the reaction takes place. Reactive systems instantiated with cospans (where  $0$  is the empty graphs) [23,43,44] yield exactly double-pushout rewriting [15], hence reactive systems over  $\mathbf{ILC}(\mathbf{Graph}_{\text{fin}})$  essentially describe DPO graph transformation systems with monic matching.



**Example 4.** *The reactive system over  $\mathbf{ILC}(\mathbf{Graph}_{\text{fin}})$  having a single rule  $\mathcal{R}$  (defined below) adds edges between arbitrary nodes, but only if such an edge does not already exist:*

$$\mathcal{R} = \left( \begin{array}{c} \ell \qquad \qquad r \\ \curvearrowright \qquad \qquad \curvearrowleft \\ L \qquad \qquad R \\ \emptyset \rightarrow \boxed{\textcircled{1}} \ \boxed{\textcircled{2}} \leftarrow \boxed{\textcircled{1}} \ \boxed{\textcircled{2}} \rightarrow \boxed{\textcircled{1} \rightarrow \textcircled{2}} \leftarrow \emptyset, \mathcal{C} \end{array} \right)$$

$$\mathcal{C} = \forall \boxed{\textcircled{1}} \ \boxed{\textcircled{2}} \rightarrow \boxed{\textcircled{1} \rightarrow \textcircled{2}} \leftarrow \boxed{\textcircled{1}} \ \boxed{\textcircled{2}} . \text{false}$$

### 3.5 Shift operation and Hoare logic

Nested conditions are equipped with a shift operation. More concretely, given  $\mathcal{A} \in \mathbf{Cond}_A$ ,  $c: A \rightarrow B$ ,  $\mathcal{A}_{\downarrow c} \in \mathbf{Cond}_B$  can be understood as a partial evaluation of  $\mathcal{A}$  under the assumption that an arrow  $c$  is already “present”. In particular, it is defined as  $d \models \mathcal{A}_{\downarrow c} : \iff c; d \models \mathcal{A}$ . Here we do not delve into details, but just remark that a shift can be computed via so-called representative squares (for further information see the appendix).

As an example in  $\mathbf{Graph}_{\text{fin}}^{\text{inj}}$  (the subcategory of  $\mathbf{Graph}_{\text{fin}}$  with only injective graph morphisms), shifting  $\forall \emptyset \rightarrow \textcircled{1} . \exists \textcircled{1} \rightarrow \textcircled{1} \rightarrow \textcircled{2} . \text{true}$  (every node has an outgoing edge) over  $\emptyset \rightarrow \textcircled{\textcircled{1}}$  (a node exists) yields

$$\begin{aligned} & \forall \textcircled{\textcircled{1}} \rightarrow \textcircled{\textcircled{1}} . \exists \textcircled{\textcircled{1}} \rightarrow \textcircled{\textcircled{1} \rightarrow \textcircled{2}} . \text{true} \\ \wedge & \forall \textcircled{\textcircled{1}} \rightarrow \textcircled{\textcircled{1}} \textcircled{1} . (\exists \textcircled{\textcircled{1}} \textcircled{1} \rightarrow \textcircled{\textcircled{1}} \textcircled{1} \rightarrow \textcircled{2}) . \text{true} \vee \exists \textcircled{\textcircled{1}} \textcircled{1} \rightarrow \textcircled{\textcircled{1}} \leftarrow \textcircled{1} . \text{true} \end{aligned}$$

(the designated node has an outgoing edge, and so does every other node, possibly to the designated node). This example can be lifted to  $\mathbf{ILC}(\mathbf{Graph}_{\text{fin}})$  by replacing all graph morphisms  $A \xrightarrow{m} B$  with cospans  $A \xrightarrow{m} B \xleftarrow{\text{id}} B$ .

In order to compute successor states for graph conditions, we need the concepts of Hoare triple, (strongest) postconditions and (weakest) preconditions that is based on the shift operation.

**Definition 5 (Hoare triple, weakest precondition, strongest postcondition [4]).** *Let  $\mathcal{R} = (\ell, r, \mathcal{C})$  be a rule and let  $\mathcal{A}, \mathcal{B}$  be conditions. We say that  $\mathcal{A}, \mathcal{R}, \mathcal{B}$  form a Hoare triple – written as  $\{\mathcal{A}\}\mathcal{R}\{\mathcal{B}\}$  – if for all  $a, b: 0 \rightarrow J$  with  $a \models \mathcal{A}$  and  $a \rightsquigarrow_{\mathcal{R}} b$  we have that  $b \models \mathcal{B}$ .*

*$\mathcal{A}$  is a precondition for  $\mathcal{R}$  and  $\mathcal{B}$  whenever  $\{\mathcal{A}\}\mathcal{R}\{\mathcal{B}\}$ . Similarly,  $\mathcal{B}$  is called a postcondition for  $\mathcal{A}$  and  $\mathcal{R}$ .*

*$\mathcal{A}$  is the weakest precondition for  $\mathcal{R}$  and  $\mathcal{B}$  (written  $\text{wp}(\mathcal{R}, \mathcal{B})$ ) whenever it is a precondition and for every other precondition  $\mathcal{A}'$  we have that  $\mathcal{A}' \models \mathcal{A}$ .*

*$\mathcal{B}$  is the strongest postcondition for  $\mathcal{A}$  and  $\mathcal{R}$  (written  $\text{sp}(\mathcal{A}, \mathcal{R})$ ) whenever it is a postcondition and for every other postcondition  $\mathcal{B}'$  we have that  $\mathcal{B} \models \mathcal{B}'$ .*

It is easy to see that  $\{\mathcal{A}\}\mathcal{R}\{\mathcal{B}\}$  iff  $\mathcal{A} \models \text{wp}(\mathcal{R}, \mathcal{B})$  iff  $\text{sp}(\mathcal{A}, \mathcal{R}) \models \mathcal{B}$ . Furthermore all notions can be generalized to traces, i.e., sequences of rules, instead of single rules  $\mathcal{R}$ .

**Proposition 6 (Computing weakest preconditions and strongest post-conditions [4]).** *Let  $\mathcal{R} = (\ell, r, \mathcal{C})$  be a rule and let  $\mathcal{A}, \mathcal{B}$  be conditions. Then  $\text{wp}(\mathcal{R}, \mathcal{B}) \equiv \forall \ell. (\mathcal{C} \rightarrow \mathcal{B}_{\downarrow r})$  and  $\text{sp}(\mathcal{A}, \mathcal{R}) \equiv \exists r. (\mathcal{C} \wedge \mathcal{A}_{\downarrow \ell})$*

For instance, for the motivating example in Section 2, the strongest postcondition of the first step is the following.

$$\begin{aligned} \text{sp}(\text{Init}_1 \wedge \neg \text{Bad}, \text{append}) = & \exists \emptyset \rightarrow \boxed{\textcircled{1} \rightarrow \textcircled{2} \rightarrow} \leftarrow \textcircled{1} . ( \\ & \forall \textcircled{1} \rightarrow \boxed{\textcircled{1} \rightarrow \textcircled{3}} \leftarrow \textcircled{1} \textcircled{3} . \text{false} \quad \wedge \forall \textcircled{1} \rightarrow \boxed{\textcircled{1} \rightarrow \textcircled{3}} \leftarrow \textcircled{1} \textcircled{3} . \text{false} \\ & \wedge \forall \textcircled{1} \rightarrow \boxed{\textcircled{0} \rightarrow \textcircled{1}} \leftarrow \textcircled{0} \textcircled{1} . \text{false} \quad \wedge \forall \textcircled{1} \rightarrow \boxed{\textcircled{0} \rightarrow \textcircled{1}} \leftarrow \textcircled{0} \textcircled{1} . \text{false} \\ & \wedge \forall \textcircled{1} \rightarrow \boxed{\textcircled{1} \textcircled{3} \rightarrow \textcircled{4}} \leftarrow \textcircled{1} \textcircled{3} \textcircled{4} . \text{false} \wedge \forall \textcircled{1} \rightarrow \boxed{\textcircled{1} \textcircled{3} \rightarrow \textcircled{4}} \leftarrow \textcircled{1} \textcircled{3} \textcircled{4} . \text{false} ) \end{aligned}$$

Essentially, this states that a list with one element must exist, and condition  $\text{Init}_1 \wedge \neg \text{Bad}$  has to hold for both the second-to-last list element that has just been added, and any other list elements that might exist. Note that the three subconditions in the right column are already “covered” by the three ones on the left, and could be removed to obtain a smaller but equivalent condition.

## 4 GTS verification using predicate abstraction

We are now in a position to formalize the method outlined and illustrated in Section 2. To reiterate: we want to answer verification questions of the form “from a given initial system state, is it possible to reach a state where a given (undesirable) property holds?” — where, for us, states are elements of  $\mathbf{Arr}_0$  in an arbitrary base category  $\mathbf{C}$  with distinguished object 0.

### 4.1 Concrete transition systems

As a first observation, in practice we are interested in answering the verification question for a *family* of initial system states, and not just a single one. We therefore immediately generalise the formal notion of states and transitions to sets of arrows, with a disjunctive interpretation: a system being “in” a state means that it is described by *one* of the elements of that state.

**Definition 7 (Set-based transition system,  $\text{rule}(\_, \mathcal{R})$ , correctness).** *Given a reactive system  $\mathcal{S}$ , a set-based transition system is a tuple  $T = \langle Q, \rightarrow, X_0 \rangle$ , where  $Q \subseteq \mathcal{P}(\mathbf{Arr}_0)$  is the set of states,  $X_0 \in Q$  is the initial state, and  $\rightarrow \subseteq Q \times \mathcal{S} \times Q$  is the transition relation, defined by  $X \xrightarrow{\mathcal{R}} Y$  where  $\text{rule}(X, \mathcal{R}) := \{y \mid x \in X, x \rightsquigarrow_{\mathcal{R}} y\}$  for arbitrary  $X \in Q$  and  $\mathcal{R} \in \mathcal{S}$ .*

*$T$  is called correct with respect to a given condition  $\text{Bad} \in \mathbf{Cond}_0$  if  $Y \cap \llbracket \text{Bad} \rrbracket = \emptyset$  for all states  $Y$  reachable from  $X_0$ .*

For our running example we obtain the following set-based transition system, starting from the set of arrows that satisfy  $\text{Init}_2$  (rule  $\mathcal{R} = \text{append}$ ):

$$\{\emptyset, \textcircled{\circ}, \boxed{\textcircled{\circ}}, \textcircled{\circ} \textcircled{\circ}, \boxed{\textcircled{\circ} \textcircled{\circ}}, \boxed{\textcircled{\circ} \textcircled{\circ}}, \dots\} \xrightarrow{\mathcal{R}} \{\boxed{\textcircled{\circ} \rightarrow \textcircled{\circ}}, \boxed{\textcircled{\circ} \rightarrow \textcircled{\circ} \textcircled{\circ}}, \boxed{\textcircled{\circ} \rightarrow \textcircled{\circ} \textcircled{\circ}}, \dots\} \xrightarrow{\mathcal{R}} \dots$$

A set-based transition system is *induced* by some condition  $\text{Init}$  if  $X_0 = \llbracket \text{Init} \rrbracket$  and  $Q$  is the smallest subset of  $\mathcal{P}(\mathbf{Arr}_0)$  reachable from  $X_0$ . For an induced set-based transition system, the verification question therefore asks whether any reachable set  $Y$  intersects with  $\llbracket \text{Bad} \rrbracket$  for a condition  $\text{Bad}$ .

Since individual states as well as the set of all states can be infinite, verification on set-based transition systems is in general infeasible. Note, however, that the problem of checking whether a system is *incorrect* (a bad state is reachable), is in fact semi-decidable for graphs (rewriting in  $\mathbf{ILC}(\mathbf{Graph}_{\text{fin}})$ ): we can enumerate all graphs satisfying  $\text{Init}$  and while doing this in parallel enumerate the reachable graphs. Once we detect a graph satisfying  $\text{Bad}$ , we can give the respective answer, i.e., the system is not correct. However, it is well-known that graph transformation systems can encode Turing machines [18] and hence the problem is undecidable. Here we are interested in developing a technique that can (in some cases) definitely show that the system under consideration is in fact correct.

A first step towards a verification method is to use conditions (which have finite size) as a representation for (first-order definable) sets of arrows. This step is justified by the following result, which implies that the set of condition-definable sets of arrows is closed under rule application.

**Lemma 8.** *For any condition  $\mathcal{A}$  and rule  $\mathcal{R}$ ,  $\llbracket \text{sp}(\mathcal{A}, \mathcal{R}) \rrbracket = \text{rule}(\llbracket \mathcal{A} \rrbracket, \mathcal{R})$ .*

Using the construction given in Section 3.5, we can define transitions through strongest postconditions. However, we have to ensure that equivalent but syntactically distinct conditions collapse to the same state. This gives rise to the following definition:

**Definition 9 (Condition-based transition system).** *Given a reactive system  $\mathcal{S}$ , a condition-based transition system is a tuple  $\langle Q, \rightarrow, \text{Init} \rangle$  with  $\text{Init} \in \mathbf{Cond}_0$ , where  $Q \subseteq \mathbf{Cond}_0 / \equiv$  is the set of states,  $\llbracket \text{Init} \rrbracket_{\equiv} \in Q$  is the initial state, and  $\rightarrow \subseteq Q \times \mathcal{S} \times Q$  is the transition relation, defined by  $[A]_{\equiv} \xrightarrow{\mathcal{R}} [\text{sp}(\mathcal{A}, \mathcal{R})]_{\equiv}$  for arbitrary  $\mathcal{A} \in \mathbf{Cond}_0$  and  $\mathcal{R} \in \mathcal{S}$ .*

Transitions are well-defined because  $\mathcal{A} \equiv \mathcal{B}$  implies  $\text{sp}(\mathcal{A}, \mathcal{R}) \equiv \text{sp}(\mathcal{B}, \mathcal{R})$ . Below we will usually omit the explicit construction of  $\equiv$ -equivalence classes and just talk about conditions, tacitly assuming that they are representatives of the corresponding equivalence classes. Due to Lemma 8,  $\llbracket \_ \rrbracket$  maps any condition-based transition system to an isomorphic set-based one, with initial state  $\llbracket \text{Init} \rrbracket$ .

On condition-based transition systems, the verification problem (is a transition system correct w.r.t.  $\text{Bad}$ ) reduces to checking whether all states reachable from  $\mathcal{A}$  entail  $\neg \text{Bad}$ . The condition-based transition system for our running example has the following initial steps, starting with  $\text{Init}_2$  (cf. the set-based transition system above):

$$\text{Init}_2 \xrightarrow{\mathcal{R}} \text{sp}(\text{Init}_2, \mathcal{R}) \xrightarrow{\mathcal{R}} \text{sp}(\text{sp}(\text{Init}_2, \mathcal{R}), \mathcal{R}) \xrightarrow{\mathcal{R}} \dots$$

The condition in the initial state expresses that there exists a multiset of empty lists. The second state (after a single rule application) allows a single list element

in any of the lists. The third state (after two rule applications) allows two list elements in total, either as two one-element lists or as a single two-element list, and otherwise only empty lists. None of these conditions are equivalent.

## 4.2 Abstract transition systems

Condition-based transition systems still do not provide a way to answer the verification question: compared to the set-based transition systems, successors are now representable; however, the definition of transitions relies on entailment, which is undecidable, and the reachable part of the transition system will typically still be infinite and therefore not fully explorable (as in the example above). This is where we introduce predicate abstraction. Instead of conditions of arbitrary complexity, states will be subsets (or conjunctions) of a predetermined set of conditions (the *predicates*), each of which can be either positive, negative or absent (unknown) (e.g.  $(\mathcal{P}_1 \wedge \neg \mathcal{P}_3) \in \text{Abs}(\{\mathcal{P}_1, \mathcal{P}_2, \mathcal{P}_3\})$ ). This guarantees finiteness of the resulting transition system.

**Definition 10 (Predicate abstraction).** *Let  $P = \{\mathcal{P}_1, \dots, \mathcal{P}_n\}$  be a non-empty set of conditions in  $\mathbf{Cond}_0$  which we will call predicates. We define a lattice  $\text{Abs}(P)$  as follows:*

- *The carrier set contains all conjunctions of subsets of  $P \cup \{\neg \mathcal{P}_1, \dots, \neg \mathcal{P}_n\}$ , quotiented by equivalence  $\equiv$  (which includes the constants true and false).*
- *The set is ordered by entailment ( $\models$ ).*

*For an arbitrary condition  $\mathcal{A} \in \mathbf{Cond}_0$ ,  $\bar{\mathcal{A}} := \bigwedge \{Q' \in \text{Abs}(P) \mid \mathcal{A} \models Q'\}$  is the strongest element of  $\text{Abs}(P)$  for which  $\mathcal{A} \models \bar{\mathcal{A}}$ , i.e., the best possible approximation of  $\mathcal{A}$  for the given set of predicates.*

Since  $\bar{\mathcal{A}}$  is in general weaker than  $\mathcal{A}$ , reasoning with  $\bar{\mathcal{A}}$  rather than  $\mathcal{A}$  results in over-approximation, meaning that our abstract transition system suggests that the reachable sets of arrows are larger than is actually the case. As a result, unsafe states might seemingly be reachable when in reality they are not. Avoiding this requires careful selection of a suitable set of predicates. We will take care of this issue later in Section 5.

**Definition 11 (Abstract transition system,  $\text{sp}^\#(\_, \mathcal{R})$ ).** *Given a reactive system  $\mathcal{S}$  and a set of predicates  $P$ , an abstract transition system is a tuple  $\langle Q, \Rightarrow, \text{Init} \rangle$  with  $\text{Init} \in P$ , where  $Q \subseteq \text{Abs}(P)$  is the set of states,  $[\text{Init}]_\equiv \in Q$  is the initial state, and  $\Rightarrow \subseteq Q \times \mathcal{S} \times Q$  is the transition relation, defined by  $Q \xrightarrow{\mathcal{R}} \text{sp}^\#(Q, \mathcal{R})$  where  $\text{sp}^\#(Q, \mathcal{R}) := \overline{\text{sp}(Q, \mathcal{R})}$ .*

Hence the abstract transition relation is obtained by computing the strongest postcondition of a condition and then weakening it so that it can be expressed in  $\text{Abs}(P)$ . The latter requires checking whether  $\text{sp}(Q, \mathcal{R}) \models \mathcal{P}_i$  or  $\text{sp}(Q, \mathcal{R}) \models \neg \mathcal{P}_i$  for all  $i$  and forming a conjunction of those predicates where the check succeeds.

In fact, this approach precisely follows the paradigm of abstract interpretation, based on Galois connections. Let  $\alpha$  and  $\gamma$  be mappings from  $\mathbf{Cond}_0/\equiv$  to  $\text{Abs}(P)$

and back, defined by  $\alpha(\mathcal{A}) := \overline{\mathcal{A}}$  and  $\gamma(\mathcal{Q}) := \mathcal{Q}$ , respectively. We then have the following:

**Proposition 12.** *Let  $P$  be a set of predicates. Then  $(\alpha, \gamma)$  as defined above is a Galois connection between  $\mathbf{Cond}/\equiv$  and  $\mathbf{Abs}(P)$ , and  $\text{sp}^\#$  is the induced over-approximation of  $\text{sp}$  (i.e.,  $\text{sp}^\#(\_, \mathcal{R}) = \alpha \circ \text{sp}(\_, \mathcal{R}) \circ \gamma$ ).*

Note that  $\alpha$  is (in general) not computable because it involves the entailment problem of first-order logic. A practical solution to its non-computability will be discussed later in the paper in Section 5.3.

For our running example, we have used this construction in Section 2, first for  $P = \{\text{Init}_2, \text{Bad}\}$  and next for  $P = \{\text{Init}_2, \text{Bad}, \mathcal{W}_1\}$ , to obtain the abstract transition systems induced by  $\text{Init}_2$ . In the second case, as all states entail  $\neg\text{Bad}$ , we verified the desired property.

**Theorem 13.** *Let  $P$  be a set of predicates with  $\text{Init}, \text{Bad} \in P$ . If all reachable states of the abstract transition system with initial state  $\text{Init}$  entail  $\neg\text{Bad}$ , the set-based transition system induced by  $\text{Init}$  is correct w.r.t.  $\text{Bad}$ .*

## 5 Counterexample-guided abstraction refinement (CEGAR)

We are now ready to define the full CEGAR loop. In particular, we will explain how to obtain suitable predicates for refinement.

### 5.1 Obtaining predicates

In the example from Section 2, using only predicates  $P = \{\text{Init}_2, \text{Bad}\}$  and initial state  $\text{Init}_2$  we found an apparently unsafe abstract state, i.e., one which did not entail  $\neg\text{Bad}$ , through the trace `append, append`. However, the condition-based state reached via the same trace was actually safe, and augmenting  $P$  with  $\mathcal{W}_1$  resulted in a successful proof that, indeed, all reachable states are safe. Hence the general question arises how to refine a set of predicates, given an abstract trace to an unsafe state (i.e., a *counterexample* to correctness) that does not exist on the concrete level (i.e., is *spurious*).

**Definition 14 (Spurious counterexample).** *Let  $\mathcal{S}$  be a reactive system and  $P$  be a set of predicates with  $\text{Init}, \text{Bad} \in P$ , and consider the abstract transition system with initial state  $\text{Init}$ . A counterexample to correctness w.r.t.  $\text{Bad}$  is a trace  $\mathcal{R}_1 \cdots \mathcal{R}_n \in \mathcal{S}^*$  such that  $\text{Init} \xrightarrow{\mathcal{R}_1} \mathcal{Q}_1 \xrightarrow{\mathcal{R}_2} \mathcal{Q}_2 \cdots \xrightarrow{\mathcal{R}_n} \mathcal{Q}_n$  where  $\mathcal{Q}_n \not\models \neg\text{Bad}$ . The counterexample is spurious if  $\{\text{Init}\}\mathcal{R}_1; \dots; \mathcal{R}_n\{\neg\text{Bad}\}$ .*

Note that checking whether  $\{\text{Init}\}\mathcal{R}_1; \dots; \mathcal{R}_n\{\neg\text{Bad}\}$  is equivalent to each of the following two entailments:

$$\begin{aligned} \text{sp}(\text{Init}, \mathcal{R}_1; \dots; \mathcal{R}_n) &= \text{sp}(\dots \text{sp}(\text{sp}(\text{Init}, \mathcal{R}_1), \mathcal{R}_2) \dots, \mathcal{R}_n) \models \neg\text{Bad} \\ \text{Init} &\models \text{wp}(\mathcal{R}_1; \dots; \mathcal{R}_n, \neg\text{Bad}) = \text{wp}(\mathcal{R}_1, \dots \text{wp}(\mathcal{R}_{n-1}, \text{wp}(\mathcal{R}_n, \neg\text{Bad})) \dots) \end{aligned}$$

Hence we have at least two options for checking spuriousness. In both cases, this involves intermediate predicates  $\mathcal{Q}'_1, \dots, \mathcal{Q}'_{n-1}$  (for strongest postconditions:  $\mathcal{Q}'_1 = \text{sp}(\text{Init}, \mathcal{R}_1)$  and  $\mathcal{Q}'_i = \text{sp}(\mathcal{Q}'_{i-1}, \mathcal{R}_i)$  for  $1 < i \leq n$ ; for weakest preconditions:  $\mathcal{Q}'_{n-1} = \text{wp}(\mathcal{R}_n, \neg\text{Bad})$  and  $\mathcal{Q}'_{i-1} = \text{wp}(\mathcal{R}_i, \mathcal{Q}'_i)$  for  $1 \leq i < n$ ) such that

$$\{\text{Init}\}\mathcal{R}_1\{\mathcal{Q}'_1\}\mathcal{R}_2 \dots \mathcal{R}_{n-1}\{\mathcal{Q}'_{n-1}\}\mathcal{R}_n\{\neg\text{Bad}\}$$

We then augment  $P$  by adding all the  $\mathcal{Q}'_i$ . In the running example  $\mathcal{W}_1$  equals the wp-based  $\mathcal{Q}'_1$ ; adding it to  $P$  eliminated the counterexample. This elimination is in fact guaranteed (in a rather obvious way) by the underlying theory, as formally stated by the following proposition:

**Proposition 15.** *Let  $P$  (with  $\text{Init}, \text{Bad} \in P$ ) be a set of predicates, and (considering  $\text{Init}$  as initial state) let  $\mathcal{R}_1, \dots, \mathcal{R}_n$  be a spurious counterexample to correctness w.r.t.  $\text{Bad}$ . Let  $\mathcal{Q}'_1, \dots, \mathcal{Q}'_{n-1}$  be predicates such that*

$$\{\text{Init}\}\mathcal{R}_1\{\mathcal{Q}'_1\}\mathcal{R}_2 \dots \mathcal{R}_{n-1}\{\mathcal{Q}'_{n-1}\}\mathcal{R}_n\{\neg\text{Bad}\}.$$

*Then, in the abstract transition system based on  $\text{Abs}(P \cup \{\mathcal{Q}'_1, \dots, \mathcal{Q}'_{n-1}\})$  with initial state  $\text{Init}$ , the trace  $\mathcal{R}_1, \dots, \mathcal{R}_n$  leads to a condition entailing  $\neg\text{Bad}$ ; in other words, it is not a counterexample any more.*

## 5.2 Idealized algorithm

The above brings us to the (idealized) CEGAR algorithm already discussed in Section 2 and illustrated in Figure 1. Starting with an initial set of predicates  $P = \{\text{Init}, \text{Bad}\}$ , construct the abstract transition system with initial state  $\text{Init}$ , adding successor states until either no new states are found or we reach a state  $\mathcal{Q}_n$  that does not entail  $\neg\text{Bad}$ . In the former case, the algorithm terminates: verification succeeded, the system is correct w.r.t.  $\text{Bad}$ . In the latter case, however, the sequence of rules  $\mathcal{R}_1, \dots, \mathcal{R}_n$  from  $\text{Init}$  to  $\mathcal{Q}_n$  is a counterexample; check whether it is spurious by computing either strongest postconditions or weakest preconditions, obtaining additional predicates  $\mathcal{Q}'_1, \dots, \mathcal{Q}'_{n-1}$  as described above.

- If it is spurious, add  $\mathcal{Q}'_1, \dots, \mathcal{Q}'_n$  to the current predicate set  $P$  to eliminate the spurious counterexample, and restart the analysis.
- If it is not spurious, the algorithm terminates: verification failed, the system is not correct w.r.t.  $\text{Bad}$ .

**Proposition 16.** *The idealized algorithm is correct in the sense that the system is correct if it is successful and incorrect if it failed. Moreover, if counterexamples are processed in ascending length (i.e., we always process the shortest counterexample), it constitutes a semi-decision procedure.*

### 5.3 Practical algorithm

So far we have based our definitions on entailment ( $\models$ ), assuming that it is somehow computable, when in fact the entailment problem is in general undecidable. This affects both the abstraction  $\alpha: \mathbf{Cond}_0/\equiv \rightarrow \text{Abs}(P)$  and the check for spuriousness.

A practical implementation of the entailment check can only give approximate answers to this problem and may be unable to prove or disprove some entailments. Hence we can only rely on “provable entailment”  $\hat{\models}$ , which is a subrelation of  $\models$ , not formally characterized but determined by the strength of our proof tools and the available time. Based on this and given  $\mathcal{A} \in \mathbf{Cond}_0$ , we can define  $\hat{\mathcal{A}} := \bigwedge \{ \mathcal{Q}' \in \text{Abs}(P) \mid \mathcal{A} \hat{\models} \mathcal{Q}' \}$  (the strongest condition in  $\text{Abs}(P)$  for which we can prove that it is implied by  $\mathcal{A}$ ). Since  $\hat{\models}$  is a subrelation of  $\models$ , we obtain  $\overline{\mathcal{A}} \models \hat{\mathcal{A}}$ .

In practice, this is computed by iterating over all predicates  $\mathcal{P} \in P$  and checking whether  $\mathcal{A} \hat{\models} \mathcal{P}$  or  $\mathcal{A} \hat{\models} \neg \mathcal{P}$ . Taking the conjunction of all such predicates yields  $\hat{\mathcal{A}}$ . Predicates for which we obtain no result are not included in the conjunction.

Based on that we can define  $\hat{\alpha}: \mathbf{Cond}_0/\equiv \rightarrow \text{Abs}(P)$  via  $\hat{\alpha}(\mathcal{A}) = \hat{\mathcal{A}}$  as a computable function. Note that  $\hat{\alpha}$  is an over-approximation of  $\alpha$  ( $\alpha \models \hat{\alpha}$ ).

Using such an over-approximation  $\hat{\alpha}$  also affects the abstract transitions. Compared to Definition 11, which used the induced over-approximation  $\text{sp}^\#(\mathcal{Q}, \mathcal{R}) = \alpha(\text{sp}(\gamma(\mathcal{Q}), \mathcal{R}))$ , we now obtain a function  $\hat{\text{sp}}(\mathcal{Q}, \mathcal{R}) := \hat{\alpha}(\text{sp}(\gamma(\mathcal{Q}), \mathcal{R}))$ . This is no longer the induced over-approximation, however, since  $\alpha \models \hat{\alpha}$ , we have  $\text{sp}^\#(\mathcal{Q}, \mathcal{R}) \models \hat{\text{sp}}(\mathcal{Q}, \mathcal{R})$ . Therefore  $\hat{\text{sp}}$  is a safe approximation of  $\text{sp}$  and a corresponding adaptation of Theorem 13 to such abstract transition systems still holds.

Undecidability of  $\models$  also affects detection of spurious counterexamples which involves an entailment check (see Section 5.1). A solver might be unable to produce a proof in reasonable time, which means that the algorithm cannot check and eliminate this specific counterexample. Either the method proceeds with another counterexample or stops and reports the found counterexample to the user as a (potential) error.

Hence, while the previous procedure is a semi-decision method (cf. Proposition 16), this is now lost by the additional level of abstraction.

## 6 Implementation

The CEGAR algorithm described in this paper has been implemented in a prototypical tool<sup>4</sup> [47], instantiated to **ILC(Graph<sub>fin</sub>)**, i.e., graph transformation systems. It is a command-line based tool that verifies a given graph transformation system against given predicates `Init`, `Bad`, and automatically derives new predicates from strongest postconditions. The tool is written in Java and makes heavy use

<sup>4</sup> <https://git.uni-due.de/sflastol/cegar-prototype>

of the graph library presented in [5]. For checking satisfiability of conditions, the algorithm from [45] is used and has been adapted to cospan conditions.

Previous tests of the satisfiability checker alone have indicated that for many practical examples, the intermediate conditions quickly reach impractical sizes, leading to long runtimes, which might limit the usefulness of the tool. There are several possible optimizations to drastically cut down the size of intermediate results, only some of which have been implemented in the tool so far. This is an avenue for future work.

Nevertheless, there are several examples that can be successfully verified using the CEGAR tool in its current state. One example (`talk_delete2.sgf`) is a system where a rule can delete two nodes at once, `Init` states that exactly three nodes exist, and `Bad` states that the graph is empty (for simplicity, edges are assumed to be absent). Another example (`talk_outedge.sgf`) starts from a non-empty graph, adds and deletes edges and their target nodes and asks again whether the empty graph is reachable. The tool can verify these systems to be safe after a single refinement step using strongest postconditions, almost instantaneously. Further successful examples of similar complexity are discussed in [47].

As of now, the tool can immediately spot the error in the unrefined version of our running example (`paper_examples.sgf`), but is unable to verify the refined variant in reasonable time (out of memory after 130 seconds). We hypothesize that strongest postconditions — as currently implemented — do not always yield the most useful predicates for refinement and using weakest preconditions (as we manually did in the running example) might yield better results. Furthermore, optimizations can be implemented to reduce the size of the conditions both in the CEGAR loop itself and the satisfiability checker. In manual tests, elimination of redundant subconditions has typically resulted in a reduction of more than half of all subconditions at any given step. (A similar question is studied in [33], which reports on the simplification of constraint-guaranteeing conditions.) An additional optimization could be to pair the existing solver with translation to first-order formula and using off-the-shelf first-order logic or SMT solvers.

## 7 Conclusion and Future Work

Static analysis and verification techniques for graph transformation systems have by now been studied for at least two decades. Graph transformation provides a flexible and powerful modelling technique, but this comes with a trade-off with respect to verification. Due to its inherent complexity, with features such as infinite state spaces and the ability to model dynamic topologies, graph transformation systems pose several challenges for verification. We can not give a complete overview over the literature, but we would like to mention that there are contributions based on efficient state space enumeration [39], invariant checking [19,12], over-approximation [40,27], well-structured transition systems [35,46], logic-based approaches [37,38], techniques for termination analysis [6,34], and so



on. In many cases, these techniques were adapted from other areas such as string and term rewriting, infinite state verification or program analysis.

A technique that has not yet received much attention in the area of graph transformation is the CEGAR technique adapted in this paper. CEGAR is a well-known and widely studied method for program analysis [8,9,20,21,24,32,16]. The typical setting is transition systems (Kripke structures) respectively program verification.

To the best of our knowledge, this is the first CEGAR approach to the verification of graph transformation systems that is based on predicate abstraction. In [26] a CEGAR framework based on approximated unfoldings was introduced for graph transformation systems. This however follows a completely different approach – not connected to predicate abstraction – and works only for a restricted class of systems: in particular rules are not allowed to delete nodes and there is no integration of application conditions.

As mentioned above, the prototypical implementation still has scalability issues and a next step would be to introduce several optimization techniques, in particular, for improving efficiency for the entailment problem and covering more entailments. One possibility could be to consider sufficient conditions for entailment that are easier to check, similar to [42].

Another line of research is to improve the automatically generated predicates, in terms of their size and in terms of their usefulness (i.e., whether they help to prove the correctness of the system). This is also related to the scalability question. In CEGAR the typical idea is to use so-called Craig interpolants [20]. Given two formulas  $\varphi_1, \varphi_2$  in a program logic (referring to program variables) with  $\varphi_1 \models \varphi_2$ , the Craig interpolant (of  $\varphi_1, \varphi_2$ ) is a formula  $\psi$  that satisfies  $\varphi_1 \models \psi \models \varphi_2$  and contains only the variables present in both  $\varphi_1, \varphi_2$ . The idea is to eliminate spurious counterexamples by computing *both* weakest preconditions and strongest postconditions (where the former entails the latter), but adding the Craig interpolants between both. This typically leads to more compact and better suited predicates. In the setting of conditions it is unclear what the analogue to Craig interpolants actually is, how they can be computed and used. We believe that this is a promising and potentially fruitful line of research.

In this paper we concentrated mainly on applications in the area of graph transformation systems. However, the framework of reactive systems is more general and encompasses also other rewriting systems, such as ground term rewriting based on Lawvere theories. In [45] we showed how to compute shifts in this setting, which enable us to compute pre- and postconditions and instantiate the entire CEGAR framework. It would be worthwhile to further investigate the applicability and scalability of this approach.

*Disclosure of interests:* The authors have no competing interests to declare that are relevant to the content of this article.

## References

1. Ball, T., Levin, V., Rajamani, S.K.: A decade of software model checking with SLAM. *Communications of the ACM* **54**(7), 68–76 (2011)
2. Beyer, D., Henzinger, T.A., Jhala, R., Majumdar, R.: The software model checker Blast. *International Journal on Software Tools for Technology Transfer* **9**, 505–525 (2007)
3. Bonchi, F., Gadducci, F., Kissinger, A., Sobociński, P., Zanasi, F.: Confluence of graph rewriting with interfaces. In: *Proc. of ESOP '17. Lecture Notes in Computer Science*, vol. 10201, pp. 141–169. Springer (2017), LNCS 10201
4. Bruggink, H.J.S., Cauderlier, R., Hülsbusch, M., König, B.: Conditional reactive systems. In: *Proc. of FSTTCS '11. LIPIcs*, vol. 13. Schloss Dagstuhl – Leibniz Center for Informatics (2011)
5. Bruggink, H.J.S., König, B., Matjeka, M., Nolte, D., Stoltenow, L.: A flexible and easy-to-use library for the rapid development of graph tools in Java (tool presentation paper). In: *Proc. of ICGT '20*. pp. 297–306. Springer (2020), LNCS 12150
6. Bruggink, H.S., König, B., Zantema, H.: Termination analysis for graph transformation systems. In: *Proc. of TCS '14*. pp. 179–194. IFIP AICT, Springer (2014), LNCS 8705
7. Chaki, S., Clarke, E., Groce, A., Jha, S., Veith, H.: Modular verification of software components in C. In: *Proc. of ICSE '03 (25th International Conference on Software Engineering)*. pp. 385–395. IEEE Computer Society (2003)
8. Clarke, E.M., Grumberg, O., Jha, S., Lu, Y., Veith, H.: Counterexample-guided abstraction refinement. In: *Proc. of CAV '00*. pp. 154–169. LNCS 1855, Springer (2000)
9. Clarke, E.M., Grumberg, O., Jha, S., Lu, Y., Veith, H.: Counterexample-guided abstraction refinement for symbolic model checking. *Journal of the ACM* **50**(5), 752–794 (2003)
10. Cousot, P.: Abstract interpretation. *ACM Computing Surveys* **28**(2) (1996)
11. Cousot, P., Cousot, R.: Abstract interpretation: A unified lattice model for static analysis of programs by construction or approximation of fixpoints. In: *Proc. of POPL '77 (Los Angeles, California)*. pp. 238–252. ACM (1977)
12. Dyck, J., Giese, H.: k-inductive invariant checking for graph transformation systems. In: *Proc. of ICGT '17*. pp. 142–158. LNCS 10373, Springer (2017)
13. Ehrig, H., Ehrig, K., Prange, U., Taentzer, G.: *Fundamentals of Algebraic Graph Transformation. Monographs in Theoretical Computer Science*, Springer (2006)
14. Ehrig, H., König, B.: Deriving bisimulation congruences in the DPO approach to graph rewriting with borrowed contexts. *MSCS* **16**(6), 1133–1163 (2006)
15. Ehrig, H., Pfender, M., Schneider, H.J.: Graph grammars: An algebraic approach. In: *Proc. 14th IEEE Symp. on Switching and Automata Theory*. pp. 167–180 (1973)
16. Esparza, J., Kiefer, S., Schwoon, S.: Abstraction refinement with Craig interpolation and symbolic pushdown systems. In: *Proc. of TACAS '06*. pp. 489–503. Springer (2006), INCS 3920
17. Habel, A., Pennemann, K.H.: Correctness of high-level transformation systems relative to nested conditions. *Mathematical Structures in Computer Science* **19**(2), 245–296 (2009)
18. Habel, A., Plump, D.: Computational completeness of programming languages based on graph transformation. In: *Proc. of FoSSaCS '01*. pp. 230–245. Springer (2001), INCS 2030

19. Heckel, R., Wagner, A.: Ensuring consistency of conditional graph rewriting - a constructive approach. In: Proc. of the Joint COMPUGRAPH/SEMAGRAPH Workshop on Graph Rewriting and Computation. ENTCS, vol. 2 (1995)
20. Henzinger, T.A., Jhala, R., Majumdar, R., McMillan, K.L.: Abstractions from proofs. In: Proc. of POPL '04. pp. 232–244. ACM (2004)
21. Henzinger, T.A., Jhala, R., Majumdar, R., Sutre, G.: Lazy abstraction. In: Proc. of POPL '02. pp. 58–70. ACM (2002)
22. Hülsbusch, M., König, B.: Deriving bisimulation congruences for conditional reactive systems. In: Proc. of FOSSACS '12. pp. 361–375. Springer (2012), LNCS/ARCoSS 7213
23. Hülsbusch, M., König, B., Küpper, S., Stoltenow, L.: Conditional Bisimilarity for Reactive Systems. *Logical Methods in Computer Science* **18**(1) (Jan 2022)
24. Jhala, R., McMillan, K.: A practical and complete approach to predicate refinement. In: Proc. of TACAS '06. pp. 459–473. Springer (2006), LNCS 3920
25. König, B.: Hypergraph construction and its application to the static analysis of concurrent systems. *Mathematical Structures in Computer Science* **12**(2), 149–175 (2002)
26. König, B., Kozioura, V.: Counterexample-guided abstraction refinement for the analysis of graph transformation systems. In: Proc. of TACAS '06. pp. 197–211. Springer (2006), LNCS 3920
27. König, B., Kozioura, V.: AUGUR 2—a new version of a tool for the analysis of graph transformation systems. In: Proc. of GT-VMT '06 (Workshop on Graph Transformation and Visual Modeling Techniques). ENTCS, vol. 211, pp. 201–210. Elsevier (2008)
28. Lack, S., Sobociński, P.: Adhesive and quasiadhesive categories. *RAIRO – Theoretical Informatics and Applications* **39**(3) (2005)
29. Lambers, L., Orejas, F.: Tableau-based reasoning for graph properties. In: Proc. of ICGT '14. pp. 17–32. Springer (2014), LNCS 8571
30. Leifer, J.J.: Operational congruences for reactive systems. Ph.D. thesis, University of Cambridge Computer Laboratory (September 2001)
31. Leifer, J.J., Milner, R.: Deriving bisimulation congruences for reactive systems. In: Proc. of CONCUR 2000. pp. 243–258. Springer (2000), LNCS 1877
32. McMillan, K.L.: Interpolation and SAT-based model checking. In: Proc. of CAV '03. pp. 1–13. Springer (2003), LNCS 2725
33. Nassar, N., Kosiol, J., Arendt, T., Taentzer, G.: Constructing optimized constraint-preserving application conditions for model transformation rules. *Journal of Logic and Algebraic Programming* **114**, 100564 (2020)
34. Overbeek, R., Endrullis, J.: Termination of graph transformation systems using weighted subgraph counting. *Logical Methods in Computer Science* **20**(4) (2024)
35. Özkan, O.: Decidability of resilience for well-structured graph transformation systems. In: Proc. of ICGT '22. pp. 38–57. Springer (2022), LNCS 13349
36. Pennemann, K.H.: Development of Correct Graph Transformation Systems. Ph.D. thesis, Universität Oldenburg (May 2009)
37. Poskitt, C.M., Plump, D.: A Hoare calculus for graph programs. In: Proc. of ICGT '10. pp. 139–154. Springer (2010), LNCS 6372
38. Poskitt, C.M., Plump, D.: Monadic second-order incorrectness logic for GP 2. *Journal of Logic and Algebraic Programming* **130**, 100825 (2023)
39. Rensink, A.: The GROOVE simulator: A tool for state space generation. In: Proc. of AGTIVE '03. pp. 479–485. Springer (2003), LNCS 3062
40. Rensink, A.: Canonical graph shapes. In: Proc. of ESOP '04. pp. 401–415. Springer (2004), LNCS 2986

41. Rensink, A.: Representing first-order logic using graphs. In: Proc. of ICGT '04. pp. 319–335. Springer (2004), LNCS 3256
42. Rensink, A., Corradini, A.: On categories of nested conditions. In: Principles of Verification: Cycling the Probabilistic Landscape – Essays Dedicated to Joost-Pieter Katoen on the Occasion of His 60th Birthday, Part I. pp. 393–418. Springer (2025), LNCS 15260
43. Sassone, V., Sobociński, P.: Reactive systems over cospans. In: Proc. of LICS '05. pp. 311–320. IEEE (2005)
44. Sobociński, P.: Deriving process congruences from reaction rules. Ph.D. thesis, Department of Computer Science, University of Aarhus (2004)
45. Stoltenow, L., König, B., Schneider, S., Corradini, A., Lambers, L., Orejas, F.: Coinductive techniques for checking satisfiability of generalized nested conditions. In: Proc. of CONCUR '24. LIPIcs, vol. 311, pp. 39:1–39:20. Schloss Dagstuhl – Leibniz Center for Informatics (2024)
46. Stückrath, J., König, B.: A general framework for well-structured graph transformation systems. *Information and Computation* **252**, 79–94 (2017)
47. Urrigshardt, F.: Counterexample-guided Abstraction Refinement for Reactive Systems. Master's thesis, Universität Duisburg-Essen (2024)

## A Additional Material for §3 (Preliminaries)

*Graphs and graph morphisms* We will define in more detail which graphs and graph morphisms we are using: in particular, a graph is a tuple  $G = (V, E, s, t, \ell)$ , where  $V, E$  are sets of nodes respectively edges,  $s, t: E \rightarrow V$  are the source and target functions and  $\ell: V \rightarrow \Lambda$  (where  $\Lambda$  is a set of labels) is the node labelling function. In the examples we will always omit node labels by assuming that there is only a single label.

A graph  $G$  is finite if both  $V$  and  $E$  are finite.

Furthermore, given two graphs  $G_i = (V_i, E_i, s_i, t_i, \ell_i)$ ,  $i \in \{1, 2\}$ , a graph morphism  $\varphi: G_1 \rightarrow G_2$  consists of two maps  $\varphi_V: V_1 \rightarrow V_2$ ,  $\varphi_E: E_1 \rightarrow E_2$  such that  $\varphi_V \circ s_1 = s_2 \circ \varphi_E$ ,  $\varphi_V \circ t_1 = t_2 \circ \varphi_E$  and  $\ell_1 = \ell_2 \circ \varphi_V$ .

In the examples, the mapping of a morphism is given implicitly by the node identifiers: for instance,  $\textcircled{1} \textcircled{2} \rightarrow \textcircled{1} \textcircled{3} \textcircled{2}$  adds the node identified by 3 and adds two edges from the existing nodes identified by 1 and 2.

*Cospans and cospan composition* We compose two cospans  $f: A \xrightarrow{f_L} X \xleftarrow{f_R} B$ ,  $g: B \xrightarrow{g_L} Y \xleftarrow{g_R} C$  by taking the pushout  $(p_L, p_R)$  of  $(f_R, g_L)$  as shown in Figure 2. The result is the cospan  $f;g: A \xrightarrow{f_L;p_L} Z \xleftarrow{g_R;p_R} C$ , where  $Z$  is the pushout object of  $f_R, g_L$ . We see an arrow  $f: A \rightarrow C$  of  $\mathbf{Cospan}(\mathbf{D})$  as an object  $B$  of  $\mathbf{D}$  equipped with two interfaces  $A, C$  and corresponding arrows  $f_L, f_R$  to relate the interfaces to  $B$ , and composition glues the inner objects of two cospans via their common interface.

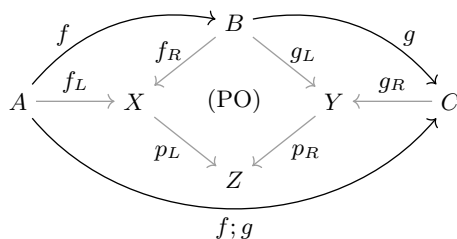
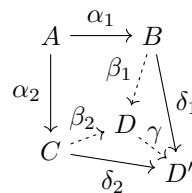


Fig. 2: Composition of cospans  $f$  and  $g$  is done via pushouts

In order to make sure that arrow composition in  $\mathbf{Cospan}(\mathbf{D})$  is associative on the nose, we quotient cospans up to isomorphism. In more detail: two cospans  $f: A \xrightarrow{f_L} X \xleftarrow{f_R} B$ ,  $g: A \xrightarrow{g_L} Y \xleftarrow{g_R} B$  are equivalent whenever there exists an iso  $\iota: X \rightarrow Y$  such that  $f_L; \iota = g_L$ ,  $f_R; \iota = g_R$ . Then, arrows are equivalence classes of cospans. We will now define the notion of representative squares, which describe representative ways to close a span of arrows. They generalize idem pushouts [31] and borrowed context diagrams [14]. They are needed to define the shift operation and subsequently the construction of weakest preconditions and strongest postconditions.

**Definition 17 (Representative squares [4]).** A class  $\kappa$  of commuting squares in a category  $\mathbf{C}$  is representative if for every commuting square  $\alpha_1; \delta_1 = \alpha_2; \delta_2$  in  $\mathbf{C}$  there exists a representative square  $\alpha_1; \beta_1 = \alpha_2; \beta_2$  in  $\kappa$  and an arrow  $\gamma$  such that  $\delta_1 = \beta_1; \gamma$  and  $\delta_2 = \beta_2; \gamma$ .

For two arrows  $\alpha_1: A \rightarrow B$ ,  $\alpha_2: A \rightarrow C$ , we define  $\kappa(\alpha_1, \alpha_2)$  as the set of pairs of arrows  $(\beta_1, \beta_2)$  which, together with  $\alpha_1, \alpha_2$ , form representative squares in  $\kappa$ .



Compared to weak pushouts, more than one square might be needed to represent all commuting squares that extend a given span  $(\alpha_1, \alpha_2)$ . In categories with pushouts (such as  $\mathbf{Graph}_{\text{fin}}$ ), pushouts are the most natural candidate for representative squares. In  $\mathbf{Graph}_{\text{fin}}^{\text{inj}}$  pushouts do not exist, but jointly epi squares can be used instead. For cospan categories, one can use borrowed context diagrams [14] (see Appendix A for a summary).

For many categories of interest – such as  $\mathbf{Graph}_{\text{fin}}$  and  $\mathbf{ILC}(\mathbf{Graph}_{\text{fin}})$  – we can guarantee a choice of  $\kappa$  such that each set  $\kappa(\alpha_1, \alpha_2)$  is finite and computable. In the rest of this paper, we assume that we work in such a category, and use such a class  $\kappa$ . Hence the constructions described below are effective since the finiteness of the transformed conditions is preserved.

*Borrowed context diagrams* For cospan categories over adhesive categories (such as  $\mathbf{ILC}(\mathbf{Graph}_{\text{fin}})$ ), borrowed context diagrams – initially introduced as an extension of DPO rewriting [14] – can be used as representative squares. Before we can introduce such diagrams, we first need the notion of jointly epi.

**Definition 18 (Jointly epi).** A pair of arrows  $f: B \rightarrow D$ ,  $g: C \rightarrow D$  is jointly epi (JE) if for each pair of arrows  $d_1, d_2: D \rightarrow E$  the following holds: if  $f; d_1 = f; d_2$  and  $g; d_1 = g; d_2$ , then  $d_1 = d_2$ .

In  $\mathbf{Graph}_{\text{fin}}$  jointly epi equals jointly surjective, meaning that each node or edge of  $D$  is required to have a preimage under  $f$  or  $g$  or both ( $D$  contains only images of  $B$  or  $C$ ).

This criterion is similar to, but weaker than a pushout: For jointly epi morphisms  $d_1: B \rightarrow D$ ,  $d_2: C \rightarrow D$ , there are no restrictions on which elements of  $B, C$  can be merged in  $D$ . However, in a pushout constructed from morphisms  $a_1: A \rightarrow B$ ,  $a_2: A \rightarrow C$ , elements in  $D$  can (and must) only be merged if they have a common preimage in  $A$ . (Hence every pushout generates a pair of jointly epi arrows, but not vice versa.)

**Definition 19 (Borrowed context diagram [22]).** A commuting diagram in the category  $\mathbf{ILC}(\mathbf{C})$ , where  $\mathbf{C}$  is adhesive, is a borrowed context diagram whenever it has the form of the diagram shown in Figure 3a, and the four squares in the base category  $\mathbf{C}$  are pushout (PO), pullback (PB) or jointly epi (JE) as indicated. Arrows depicted as  $\mapsto$  are mono. In particular,  $L \mapsto G^+$ ,  $G \mapsto G^+$  must be jointly epi.

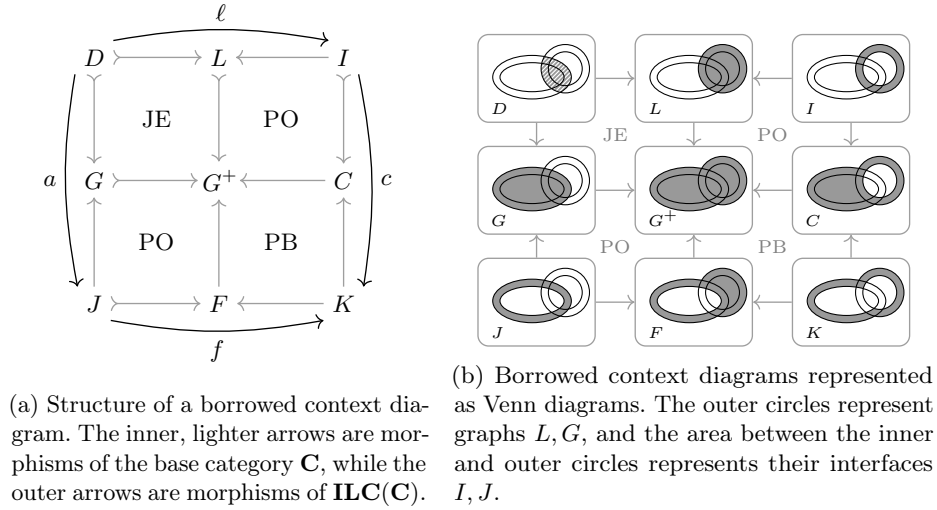


Fig. 3: Borrowed context diagrams

Figure 3b shows a more concrete version of Figure 3a, where graphs and their overlaps are depicted by Venn diagrams (assuming that all morphisms are injective). Because of the two pushout squares, this diagram can be interpreted as composition of cospans  $a; f = \ell; c = D \rightarrow G^+ \leftarrow K$  with extra conditions on the top left and the bottom right square. The top left square fixes an overlap  $G^+$  of  $L$  and  $G$ , while  $D$  is contained in the intersection of  $L$  and  $G$  (shown as a hatched area). Being jointly epi ensures that it really is an overlap and does not contain unrelated elements. The top right pushout corresponds to the left pushout of a DPO rewriting diagram. It contains a total match of  $L$  in  $G^+$ . Then, the bottom left pushout gives us the minimal borrowed context  $F$  such that applying the rule becomes possible. The top left and the bottom left squares together ensure that the contexts to be considered are not larger than necessary. The bottom right pullback ensures that the interface  $K$  is as large as possible.

For more concrete examples of borrowed context diagrams, we refer to [14,23].

For cospan categories over adhesive categories, borrowed context diagrams form a representative class of squares [4]. Furthermore, for some categories (such as  $\mathbf{Graph}_{\text{fin}}^{\text{inj}}$ ), there are – up to isomorphism – only finitely many jointly epi squares for a given span of monos and hence only finitely many borrowed context diagrams given  $a, \ell$  (since pushout complements along monos in adhesive categories are unique up to isomorphism).

Whenever the two cospans  $\ell, a$  are in  $\mathbf{ILC}(\mathbf{Graph}_{\text{fin}}^{\text{inj}})$ , it is easy to see that  $f, c$  are in  $\mathbf{ILC}(\mathbf{Graph}_{\text{fin}}^{\text{inj}})$ , i.e., they consist only of monos, i.e., injective morphisms.

Note also that representative squares in  $\mathbf{Graph}_{\text{fin}}^{\text{inj}}$  are simply jointly epi squares and they can be straightforwardly extended to squares of  $\mathbf{ILC}(\mathbf{Graph}_{\text{fin}}^{\text{inj}})$ .

One central operation is the shift of a condition along an arrow. The name shift is taken from an analogous operation for nested application conditions (see [36]).

**Definition 20 (Shift of a Condition).** *Given a fixed class of representative squares  $\kappa$ , the shift of a condition  $\mathcal{A}$  along an arrow  $c: \text{RO}(\mathcal{A}) \rightarrow B$  is inductively defined as follows:*

$$\left( \bigwedge_{i \in I} \forall f_i. \mathcal{A}_i \right)_{\downarrow c} = \bigwedge_{i \in I} \bigwedge_{(\alpha, \beta) \in \kappa(f_i, c)} \forall \beta. (\mathcal{A}_i \downarrow \alpha)$$

$$\begin{array}{ccc} & f_i & \\ c \downarrow & \xrightarrow{\quad} & \downarrow \alpha \\ & \beta & \end{array}$$

*Shifting of existential conditions is performed analogously.*

While the representation of the shifted condition may differ depending on the chosen class of representative squares, the resulting conditions are equivalent. Since we assume that each set  $\kappa(f_i, c)$  is finite, shifting a finite condition will again result in a finite condition.

*Visualization of shifts* Given a condition  $\mathcal{A}$  and an arrow  $c: A = \text{RO}(\mathcal{A}) \rightarrow B$ , we will visualize shifts in diagrams as follows:

$$\begin{array}{ccc} \mathcal{A} & & \mathcal{A}_{\downarrow c} \\ \nabla & & \nabla \\ A \xrightarrow{c} & B & \xrightarrow{d} X \end{array}$$

Remember that for an arrow  $d: B \rightarrow X$  it holds that  $d \models \mathcal{A}_{\downarrow c} \iff c; d \models \mathcal{A}$ .

## B Proofs and Additional Material for §4 (GTS verification using predicate abstraction)

**Lemma 8.** *For any condition  $\mathcal{A}$  and rule  $\mathcal{R}$ ,  $\llbracket \text{sp}(\mathcal{A}, \mathcal{R}) \rrbracket = \text{rule}(\llbracket \mathcal{A} \rrbracket, \mathcal{R})$ .*

*Proof.*

$$\begin{aligned} g \in \llbracket \text{sp}(\mathcal{A}, (\ell, r, \mathcal{C})) \rrbracket &\iff g \models \text{sp}(\mathcal{A}, (\ell, r, \mathcal{C})) \\ &\iff g \models \exists r. (\mathcal{C} \wedge \mathcal{A}_{\downarrow \ell}) \\ \text{(Def. } \models) &\iff \exists c: g = r; c \wedge c \models \mathcal{C} \wedge c \models \mathcal{A}_{\downarrow \ell} \\ \text{(Def. Shift)} &\iff \exists c: g = r; c \wedge c \models \mathcal{C} \wedge \ell; c \models \mathcal{A} \\ &\iff \exists f: f \rightsquigarrow_{(\ell, r, \mathcal{C})} g \wedge f \models \mathcal{A} \\ &\iff g \in \text{rule}(\llbracket \mathcal{A} \rrbracket, (\ell, r, \mathcal{C})) \end{aligned}$$

As a consequence,  $\text{rule}(\llbracket \mathcal{A} \rrbracket, \mathcal{R})$  is definable by a condition. □

**Proposition 12.** *Let  $P$  be a set of predicates. Then  $(\alpha, \gamma)$  as defined above is a Galois connection between  $\mathbf{Cond}/\equiv$  and  $\text{Abs}(P)$ , and  $\text{sp}^\#$  is the induced over-approximation of  $\text{sp}$  (i.e.,  $\text{sp}^\#(\_, \mathcal{R}) = \alpha \circ \text{sp}(\_, \mathcal{R}) \circ \gamma$ ).*



*Proof.* We first check that  $(\alpha, \gamma)$  form a Galois connection. Given  $\mathcal{A} \in \mathbf{Cond}_0/\equiv$ , we have that

$$\gamma(\alpha(\mathcal{A})) = \alpha(\mathcal{A}) = \overline{\mathcal{A}} = \bigwedge \{ \mathcal{Q}' \in \text{Abs}(P) \mid \mathcal{A} \models \mathcal{Q}' \} \sqsubseteq \mathcal{A}.$$

For the other inequality assume that  $\mathcal{Q} \in \text{Abs}(P)$  and we obtain

$$\alpha(\gamma(\mathcal{Q})) = \alpha(\mathcal{Q}) = \overline{\mathcal{Q}} = \bigwedge \{ \mathcal{Q}' \in \text{Abs}(P) \mid \mathcal{Q} \models \mathcal{Q}' \} \equiv \mathcal{Q}.$$

The equivalence holds since  $\mathcal{Q}$  itself is in  $\text{Abs}(P)$  and is entailed by  $\mathcal{Q}$ .

Finally we observe that for  $\mathcal{Q} \in \text{Abs}(P)$ , we have

$$\alpha(\text{sp}(\gamma(\mathcal{Q}), \mathcal{R})) = \overline{\text{sp}(\mathcal{Q}, \mathcal{R})} = \text{sp}^\#(\mathcal{Q}, \mathcal{R}).$$

Hence  $\text{sp}^\#(\_, \mathcal{R}) = \alpha \circ \text{sp}(\_, \mathcal{R}) \circ \gamma$ . □

**Lemma 21.** *Let  $\mathcal{R}_1, \dots, \mathcal{R}_n$  be a rule sequence.*

*Let  $\mathcal{A}_i$  be the conditions of the corresponding run in the condition-based transition system, starting from the initial condition, i.e.,  $\mathcal{A}_0 = \text{Init} \in \text{Abs}(P)$  and  $\mathcal{A}_{i+1} = \text{sp}(\mathcal{A}_i, \mathcal{R}_{i+1})$  (i.e.,  $\mathcal{A}_i \xrightarrow{\mathcal{R}_{i+1}} \mathcal{A}_{i+1}$ ).*

*Let  $\mathcal{Q}_i$  be the conditions of the corresponding abstract run, i.e.,  $\mathcal{Q}_0 = \mathcal{A}_0 = \text{Init}$  and  $\mathcal{Q}_{i+1} = \text{sp}^\#(\mathcal{Q}_i, \mathcal{R}_{i+1})$  (i.e.,  $\mathcal{Q}_i \xrightarrow{\mathcal{R}_{i+1}} \mathcal{Q}_{i+1}$ ).*

*Then,  $\mathcal{A}_i \models \mathcal{Q}_i$  for all  $i$ .*

*Proof.* Using Proposition 12, we first observe that for any  $\mathcal{A} \in \text{Abs}(P)$  we have  $\text{sp}(\mathcal{A}, \mathcal{R}) \models \text{sp}^\#(\mathcal{A}, \mathcal{R})$ :

$$\text{sp}(\mathcal{A}, \mathcal{R}) \models \overline{\text{sp}(\mathcal{A}, \mathcal{R})} = \alpha(\text{sp}(\gamma(\mathcal{A}), \mathcal{R})) = \text{sp}^\#(\mathcal{A}, \mathcal{R})$$

Now we show  $\mathcal{A}_i \models \mathcal{Q}_i$  by induction.

- $i = 0$ : trivial
- $i \rightarrow i + 1$ : Given  $\mathcal{A}_i \models \mathcal{Q}_i$ , we have  $\text{sp}(\mathcal{A}_i, \mathcal{R}_{i+1}) \models \text{sp}(\mathcal{Q}_i, \mathcal{R}_{i+1})$  since  $\text{sp}$  is monotone.  
As  $\text{sp}(\mathcal{A}, \mathcal{R}) \models \text{sp}^\#(\mathcal{A}, \mathcal{R})$  (shown above), also  $\text{sp}(\mathcal{Q}_i, \mathcal{R}_{i+1}) \models \text{sp}^\#(\mathcal{Q}_i, \mathcal{R}_{i+1})$ .  
In total:  $\mathcal{A}_{i+1} = \text{sp}(\mathcal{A}_i, \mathcal{R}_{i+1}) \models \text{sp}^\#(\mathcal{Q}_i, \mathcal{R}_{i+1}) = \mathcal{Q}_{i+1}$ . □

**Theorem 13.** *Let  $P$  be a set of predicates with  $\text{Init}, \text{Bad} \in P$ . If all reachable states of the abstract transition system with initial state  $\text{Init}$  entail  $\neg \text{Bad}$ , the set-based transition system induced by  $\text{Init}$  is correct w.r.t.  $\text{Bad}$ .*

*Proof.* Assume by contradiction that the system is not correct, that is, there exists a rule sequence  $\mathcal{R}_1, \dots, \mathcal{R}_n$  such that we have the following transitions in the (concrete) set-based transition system

$$\llbracket \text{Init} \rrbracket \xrightarrow{\mathcal{R}_1} X_1 \xrightarrow{\mathcal{R}_2} \dots \xrightarrow{\mathcal{R}_{n-1}} X_{n-1} \xrightarrow{\mathcal{R}_n} X_n$$

where  $X_n \cap \llbracket \text{Bad} \rrbracket \neq \emptyset$ . Note that here  $X_{i+1} = \text{rule}(X_i, \mathcal{R}_{i+1})$ .

Let  $\mathcal{A}_i$  be the conditions of the corresponding run in the (concrete) condition-based transition system: we define  $\mathcal{A}_0 = \text{Init}$ ,  $\mathcal{A}_{i+1} = \text{sp}(\mathcal{A}_i, \mathcal{R}_{i+1})$ . By induction, using Lemma 8, we obtain  $\llbracket \mathcal{A}_i \rrbracket = X_i$ .

Now let  $\mathcal{Q}_i$  be the conditions of the corresponding abstract run: define  $\mathcal{Q}_0 = \text{Init}$ ,  $\mathcal{Q}_{i+1} = \text{sp}^\#(\mathcal{Q}_i, \mathcal{R}_{i+1})$ . In particular,  $\mathcal{Q}_i \xrightarrow{\mathcal{R}_{i+1}} \mathcal{Q}_{i+1}$ .

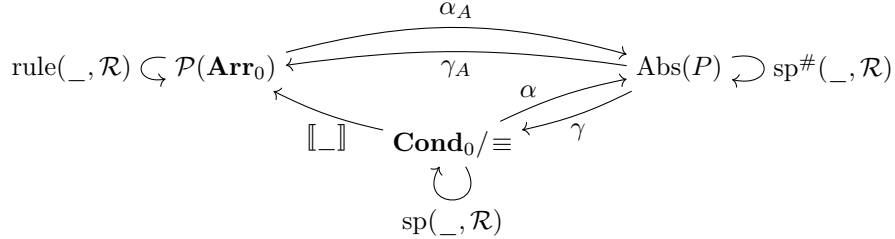
By Lemma 21 we have  $\mathcal{A}_i \models \mathcal{Q}_i$  for all  $i$ . This implies  $\llbracket \mathcal{A}_i \rrbracket \subseteq \llbracket \mathcal{Q}_i \rrbracket$ .

Since  $\llbracket \mathcal{A}_n \rrbracket \cap \llbracket \text{Bad} \rrbracket = X_n \cap \llbracket \text{Bad} \rrbracket \neq \emptyset$ , we obtain that  $\llbracket \mathcal{Q}_n \rrbracket \cap \llbracket \text{Bad} \rrbracket \neq \emptyset$ . This implies that  $\llbracket \mathcal{Q}_n \rrbracket \not\subseteq \mathbf{Cond}_0 \setminus \llbracket \text{Bad} \rrbracket = \llbracket \neg \text{Bad} \rrbracket$ , which implies  $\mathcal{Q}_n \not\models \neg \text{Bad}$ . But this is a contradiction since  $\mathcal{Q}_n$  is a state reachable in the abstract transition system that implies  $\neg \text{Bad}$  by assumption.  $\square$

### B.1 Abstraction and concretization via Galois connections

In the theory of abstract interpretation [10,11] one usually employs a Galois connection to connect the concrete and the abstract domain (cf. Section 3.1), allowing to give a uniform treatment.

We have already seen one such Galois connection in this paper:  $(\alpha, \gamma)$ , furthermore the concretization map  $\llbracket \_ \rrbracket$ . In the diagram below we give a more systematic overview over the various abstraction and concretization maps used in the paper and their properties.



First note that we cannot define a Galois connection between  $\mathcal{P}(\mathbf{Arr}_0)$  and  $\mathbf{Cond}_0$  because the corresponding abstraction (left adjoint to  $\llbracket \_ \rrbracket$ ) cannot be defined: For any non-first-order-definable set of graphs, there is a series of graph conditions, providing successively better over-approximations of the set as the conditions increase in size, but there is only a unique best over-approximation if we restrict to first-order-definable sets of graphs.

However, somewhat surprisingly, there exists a Galois connection between  $\mathcal{P}(\mathbf{Arr}_0)$  and  $\text{Abs}(P)$  (with  $P = \{\mathcal{P}_1, \dots, \mathcal{P}_n\}$ ) that can be defined as follows:

$$\begin{aligned} \alpha_A(X) &:= \bigwedge \{ \mathcal{Q} \mid \mathcal{Q} \in \{ \mathcal{P}_1, \neg \mathcal{P}_1, \dots, \mathcal{P}_n, \neg \mathcal{P}_n \}, \forall x \in X : x \models \mathcal{Q} \} \\ \gamma_A(\mathcal{Q}) &:= \{ x \in \mathbf{Arr}_0 \mid x \models \mathcal{Q} \} \end{aligned}$$

It is easy to see that it is a Galois connection.

**Lemma 22.** *It holds that  $\gamma_A = \llbracket \_ \rrbracket \circ \gamma$  and  $\alpha = \alpha_A \circ \llbracket \_ \rrbracket$ .*

*Proof.* Given  $\mathcal{Q} \in \text{Abs}(P)$ , we have:

$$\llbracket \gamma(\mathcal{Q}) \rrbracket = \llbracket \mathcal{Q} \rrbracket = \{ x \in \mathbf{Arr}_0 \mid x \models \mathcal{Q} \} = \gamma_A(\mathcal{Q})$$

Furthermore, given  $\mathcal{Q} \in \mathbf{Cond}_0/\equiv$ , we obtain:

$$\begin{aligned} \alpha_A(\llbracket \mathcal{Q} \rrbracket) &= \bigwedge \{ \mathcal{Q}' \mid \mathcal{Q}' \in \{ \mathcal{P}_1, \neg \mathcal{P}_1, \dots, \mathcal{P}_n, \neg \mathcal{P}_n \}, \forall x \in \llbracket \mathcal{Q} \rrbracket : x \models \mathcal{Q}' \} \\ &= \bigwedge \{ \mathcal{Q}' \in \text{Abs}(P) \mid \mathcal{Q} \models \mathcal{Q}' \} \\ &= \overline{\mathcal{A}} = \alpha(\mathcal{A}) \end{aligned}$$

□

The following lemma shows that the  $\text{sp}^\#$  is also the over-approximation that is induced by  $\_$  and the Galois connection  $(\alpha_A, \gamma_A)$ , meaning that we could have based our developments on it instead of  $(\alpha, \gamma)$ .

**Lemma 23.**  *$\text{sp}^\#$  is the induced over-approximation of  $\text{rule}(\_ , \mathcal{R})$  via the Galois connection  $(\alpha_A, \gamma_A)$ .*

*Proof.* We have to show that  $\alpha_A(\text{rule}(\gamma_A(\mathcal{P}), \mathcal{R})) = \text{sp}^\#(\mathcal{P}, \mathcal{R})$ . And indeed we have:

$$\begin{aligned} &\alpha_A(\text{rule}(\gamma_A(\mathcal{P}), \mathcal{R})) \\ (\text{Lemma 22}) &= \alpha_A(\text{rule}(\llbracket \gamma(\mathcal{P}) \rrbracket, \mathcal{R})) \\ (\text{Lemma 8}) &= \alpha_A(\llbracket \text{sp}(\gamma(\mathcal{P}), \mathcal{R}) \rrbracket) \\ (\text{Lemma 22}) &= \alpha(\text{sp}(\gamma(\mathcal{P}), \mathcal{R})) = \text{sp}^\#(\mathcal{P}, \mathcal{R}) \end{aligned}$$

□

## C Proofs and Additional Material for §5 (Counterexample-guided abstraction refinement (CEGAR))

**Proposition 15.** *Let  $P$  (with  $\text{Init}, \text{Bad} \in P$ ) be a set of predicates, and (considering  $\text{Init}$  as initial state) let  $\mathcal{R}_1, \dots, \mathcal{R}_n$  be a spurious counterexample to correctness w.r.t.  $\text{Bad}$ . Let  $\mathcal{Q}'_1, \dots, \mathcal{Q}'_{n-1}$  be predicates such that*

$$\{\text{Init}\} \mathcal{R}_1 \{ \mathcal{Q}'_1 \} \mathcal{R}_2 \dots \mathcal{R}_{n-1} \{ \mathcal{Q}'_{n-1} \} \mathcal{R}_n \{ \neg \text{Bad} \}.$$

*Then, in the abstract transition system based on  $\text{Abs}(P \cup \{ \mathcal{Q}'_1, \dots, \mathcal{Q}'_{n-1} \})$  with initial state  $\text{Init}$ , the trace  $\mathcal{R}_1, \dots, \mathcal{R}_n$  leads to a condition entailing  $\neg \text{Bad}$ ; in other words, it is not a counterexample any more.*

*Proof.*

*Sketch:* With the new predicates, after each abstract step the strongest postcondition entails the intermediate predicate  $\mathcal{Q}'_i$ . Hence  $\mathcal{Q}'_i$  is entailed by the predicate describing the current abstract state. Hence the last element of the sequence will also entail  $\neg \text{Bad}$  and therefore it is no longer a counterexample.

More formally: In the refined abstract transition system let  $\mathcal{Q}_0 \equiv \text{Init}$  and assume – by contradiction – that, in the abstract transition system based on

$\text{Abs}(P \cup \{Q'_1, \dots, Q'_{n-1}\})$ , there exists a path  $Q_0 \xrightarrow{\mathcal{R}_1} Q_1 \xrightarrow{\mathcal{R}_2} Q_2 \dots \xrightarrow{\mathcal{R}_n} Q_n$  such that  $Q_n$  does not entail  $\neg\text{Bad}$ .

We define  $Q'_0 = \text{Init}$ ,  $Q'_n = \neg\text{Bad}$  and show that (the conjunction representing)  $Q_i$  entails  $Q'_i$ , leading to a contradiction. Clearly  $Q_0 = \text{Init}$  entails  $Q'_0 = \text{Init}$ . Now assume that  $Q_i \models Q'_i$ . Then  $\text{sp}(Q_i, \mathcal{R}_{i+1}) \models \text{sp}(Q'_i, \mathcal{R}_{i+1}) \models Q'_{i+1}$  by monotonicity of  $\text{sp}$  and the fact that  $\{Q'_i\}\mathcal{R}_{i+1}\{Q'_{i+1}\}$ . Hence  $Q_{i+1} = \alpha(\text{sp}(Q_i, \mathcal{R}_{i+1}))$  entails  $Q'_{i+1}$  due to the definition of  $\alpha$  (with  $\alpha(Q) = \overline{Q}$ ).  $\square$

**Proposition 16.** *The idealized algorithm is correct in the sense that the system is correct if it is successful and incorrect if it failed. Moreover, if counterexamples are processed in ascending length (i.e., we always process the shortest counterexample), it constitutes a semi-decision procedure.*

*Proof.* The successful output occurs when, after some number of steps, the algorithm generated a set of predicates such that the corresponding abstract transition system has only reachable states entailing  $\neg\text{Bad}$ . By Theorem 13, this means the system is correct.

A failed output results from having found a counterexample that is not spurious. By Definition 14, this means that the following is not a valid Hoare triple:

$$\{\text{Init}\}\mathcal{R}_1\{Q'_1\}\mathcal{R}_2 \dots \mathcal{R}_{n-1}\{Q'_{n-1}\}\mathcal{R}_n\{\neg\text{Bad}\}.$$

Hence  $\text{sp}(\text{Init}, \mathcal{R}_1; \dots; \mathcal{R}_n) \not\models \neg\text{Bad}$ , hence there exists at least one arrow satisfying  $\text{Init}$  that can be transformed by the rule sequence  $\mathcal{R}_1; \dots; \mathcal{R}_n$  to an arrow that does not satisfy  $\neg\text{Bad}$ , hence it satisfies  $\text{Bad}$ . This implies that the system is incorrect.

If the system is incorrect, there exists a counterexample of length  $m$  witnessing this. As counterexamples are processed in ascending length, this counterexample is eventually found and the algorithm terminates.  $\square$