

The infrared counterpart and proper motion of magnetar SGR 0501+4516

A. A. Chrimes^{1,2*,**}, A. J. Levan^{2,3**}, J. D. Lyman³, A. Borghese^{4*}, V. S. Dhillon^{5,6}, P. Esposito⁷, M. Fraser⁸, A. S. Fruchter⁹, D. Götz¹⁰, R. A. Hounsell^{11,12}, G. L. Israel¹³, C. Kouveliotou^{14,15}, S. Mereghetti¹⁶, R. P. Mignani^{16,17}, R. Perna¹⁸, N. Rea^{19,20}, I. Skillen²¹, D. Steeghs³, N. R. Tanvir²², K. Wiersema²³, N. J. Wright²⁴, S. Zane²⁵

(Affiliations can be found after the references)

Received September 15, 1996; accepted March 16, 1997

ABSTRACT

Aims. Soft gamma repeaters (SGRs) are highly magnetised neutron stars (magnetars) notable for their gamma-ray and X-ray outbursts. In this paper, we use near-infrared (NIR) imaging of SGR 0501+4516 in the days, weeks, and years after its 2008 outburst to characterise the multi-wavelength emission, and to obtain a proper motion from our long temporal baseline observations.

Methods. We present short and long term monitoring of the infrared counterpart of SGR 0501+4516, and a measurement of its proper motion. Unlike most magnetars, the source has only moderate foreground extinction with minimal crowding. Our observations began only ~ 2 hours after the first activation of SGR 0501+4516 in August 2008, and continued for ~ 4 years, including two epochs of Hubble Space Telescope (*HST*) imaging. The proper motion constraint is improved by a third *HST* epoch 10 years later.

Results. The near-infrared and X-rays faded slowly during the first week, thereafter following a steeper power-law decay. The behaviour is satisfactorily fit by a broken power-law. Three epochs of *HST* imaging with a 10-year baseline allow us to determine a quiescent level, and to measure a proper motion of $\mu = 5.4 \pm 0.6$ mas yr⁻¹. This corresponds to a low transverse peculiar velocity of $v \simeq 51 \pm 14$ km s⁻¹ (at 2 kpc). The magnitude and direction of the proper motion rules out supernova remnant HB9 as the birth-site. We can find no other supernova remnants or groups of massive stars within the region traversed by SGR 0501+4516 during its characteristic lifetime (~ 20 kyr).

Conclusions. Our observations of SGR 0501+4516 suggest that some magnetars may be either significantly older than expected, that their progenitors produce low supernova ejecta masses, or alternatively that they can be formed through accretion-induced collapse (AIC) or low-mass neutron star mergers. Although the progenitor of SGR 0501+4516 remains unclear, we propose that SGR 0501+4516 is the best Galactic candidate for a magnetar formed through a mechanism other than massive star core-collapse.

Key words. Stars: magnetars – Stars: individual: (SGR 0501+4516) – Stars: neutron – ISM: supernova remnants – Proper motions – Stars: kinematics and dynamics

1. Introduction

Soft gamma-repeaters (SGRs) are characterized by irregular short bursts of soft γ - and X-rays, often repeating on timescales of hours to days, followed by longer periods of inactivity. Along with Anomalous X-ray Pulsars (AXPs), they are conjectured to be manifestations of magnetars (for reviews see e.g. Mereghetti 2008, 2013; Kaspi & Beloborodov 2017; Esposito et al. 2021). Magnetars are posited to be young (typical magnetic dipole spin-down ages of $10^3 - 10^5$ yr), isolated, slowly rotating neutron stars (periods typically 2-12 s) with period derivatives in the range $10^{-13} - 10^{-9}$ s s⁻¹ and inferred magnetic field strengths between $10^{14} - 10^{15}$ G (Kouveliotou et al. 1998, 1999; Olausen & Kaspi 2014). There are now around ~ 30 examples (confirmed and candidates) within the Milky Way and Magellanic Clouds (Olausen & Kaspi 2014)¹. However, progress in understanding magnetars has been slow due to the difficulty of observing them in other wavebands and a dearth of clear evidence for their progenitors and birth places. This is in part a consequence of their scarcity and locations behind large column densities in the Galactic plane, where most magnetars have been discovered. It also impacts on uncertainties in their distances (e.g. Durant &

van Kerkwijk 2006a; Bibby et al. 2008; Zhou et al. 2020; Bailes et al. 2021), and hence birth rates (Beniamini et al. 2019), energetics and kinematics (e.g. Lyman et al. 2022).

The known population of magnetars is clearly dwarfed by the young radio pulsar population (Manchester et al. 2005). It may be that magnetars are not an uncommon outcome of core-collapse, but that their magnetic field rapidly decays, making them observationally rare (Beniamini et al. 2019). Alternatively, they may be intrinsically rare at birth. Perhaps they come only from more massive progenitors (e.g. Gaensler et al. 2005), preferentially arise from progenitors that have undergone a stellar merger (e.g. Schneider et al. 2020; Sherman et al. 2024), or otherwise have a different, rare progenitor channel (e.g. accretion or merger-induced collapse, Nomoto & Kondo 1991; Fryer et al. 1999; Levan et al. 2006; Tauris et al. 2013; Rüter et al. 2019; Cheong et al. 2025). Distinguishing these origins based on population statistics alone is challenging due to strong observational biases (e.g., magnetars are typically discovered in outburst).

In principle, studies of magnetar environments and their multi-wavelength spectra can play a major role in understanding their nature. By identifying their natal environments it is possible to independently estimate their age (and progenitor mass) from that of their putative parent stellar population or associated supernova remnant (Figer et al. 2005; Muno et al. 2006; Bibby et al. 2008; Davies et al. 2009; Narita et al. 2023), which, in turn, has major implications for the estimate of their birth rates.

* ESA Research Fellows

** Authors contributed equally

¹ <http://www.physics.mcgill.ca/~pulsar/magnetar/main.html>

Furthermore, studying the multi-wavelength emission itself can provide valuable insight into the mechanisms of energy production from the SGR, enabling one to discriminate between magnetospheric emission (Beloborodov & Thompson 2007; Zane et al. 2011), and alternatives, including emission from a supernova fallback disc around the magnetar (e.g. Perna et al. 2000; Marsden et al. 2001; Wang et al. 2006; Kaplan et al. 2009a; Muñoz-Darias et al. 2016; Tong et al. 2016; Xu & Li 2019; Hare et al. 2024) - see also the long-period compact central object 1E 161348-5055 in supernova remnant RCW 103 (De Luca et al. 2006), which may be a magnetar whose rotation period has been slowed to ~ 6.7 hours by interaction with a fallback disc (Rea et al. 2016). A further possibility is a binary companion origin for the optical/near-infrared emission (Pizzolato et al. 2008; Popov 2016; Chrimes et al. 2022b,a).

Magnetars have been well studied at high energies as they are usually strong persistent X-ray emitters, with X-ray luminosities of about $10^{34} - 10^{36}$ erg s $^{-1}$, thought to be powered by the ultra-strong magnetic field of these neutron stars (Duncan & Thompson 1992; Thompson & Duncan 1993). They are often detected at hard X-ray and soft gamma-ray energies (not only through SGR behaviour but also via their short/intermediate bursts and giant flares, both Galactic and extragalactic, Mazets et al. 1979, 1999; Palmer et al. 2005; Götz et al. 2006; Burns et al. 2021; Mereghetti et al. 2024), and sometime also at radio frequencies (e.g. Camilo et al. 2006, 2007; Helfand et al. 2007; Deller et al. 2012; Shannon & Johnston 2013).

Despite the observational challenges presented by their dusty, often crowded sight-lines, searches for optical/near-infrared (NIR) counterparts have been partially successful, with a growing sample of candidates being found (e.g. Chrimes et al. 2022b). These magnetar counterparts are faint, with magnitudes $K \sim 20-24$ (Hulleman et al. 2001; Israel et al. 2002; Rea et al. 2004; Israel et al. 2005; Kosugi et al. 2005; Durant & van Kerkwijk 2006c; Testa et al. 2008; Levan et al. 2018; Testa et al. 2018; Chrimes et al. 2022b). They can be differentiated from confused stellar sources by their unusual colours (Durant & van Kerkwijk 2006c; Testa et al. 2008; Chrimes et al. 2022a), short time timescale optical variability (at the rotation period, Dhillon et al. 2005, 2009, 2011) and variability on timescales of months to years (Israel et al. 2002; Rea et al. 2004; Kosugi et al. 2005; Durant & van Kerkwijk 2006b; Lyman et al. 2022; Chrimes et al. 2022b).

Improvements in adaptive optics technology, and the application of the Hubble Space Telescope (*HST*) to the problem, have improved the certainty of these identifications by greatly enhancing the spatial resolution of the observations and removing confusion. In turn these IR detections have enabled proper motions to be determined for five magnetars (Tendulkar et al. 2012, 2013; Lyman et al. 2022), demonstrating velocities of $v_t \sim 100 - 300$ km s $^{-1}$ (with 4/5 at the lower end of this range). In four out of the five cases these proper motion vectors point back towards either clusters of massive stars (in the case of SGR 1806-20 and SGR 1900+14) or towards a recent supernova remnant (in the case of AXP 1E 2259+586 and SGR 1935+2154). Only in one case (4U 0142+61, Tendulkar et al. 2013) does the proper motion not allow the identification of a likely birth site. A small number of magnetars have a proper motion from very long baseline interferometry (VLBI) radio observations (Helfand et al. 2007; Deller et al. 2012; Ding et al. 2024), but even the highest resolution X-ray observatories such as *Chandra* struggle to measure such small proper motions (e.g. Motch et al. 2007). Even when proper motions can be measured, the high column densities and extinctions typical for magnetar sight-lines make associ-

ations with supernova remnants or star-forming regions difficult. Nevertheless, these multi-wavelength observations, along with the Galactic distribution of magnetar candidates (tightly aligned with the plane Olausen & Kaspi 2014), offer strong support for a model in which magnetars are indeed young neutron stars, born in a population of young, and potentially very massive stars. It has been suggested that magnetars could experience large kicks at their formation, caused by the high magnetic fields present in the progenitor (Duncan & Thompson 1992; Sawai et al. 2008). In this case we might expect to see rapid proper motion from SGRs and other magnetars, but on the contrary, the growing sample of magnetar velocities shows similar values to young pulsars (Lyman et al. 2022; Ding et al. 2024).

Galactic supernova remnants (SNRs) associated with magnetars do not show evidence for additional energy injection (e.g. Vink & Kuiper 2006; Martin et al. 2014), and population synthesis studies disfavour a scenario in which Galactic magnetars produced gamma-ray bursts at the moment of their formation (Rea et al. 2015). This disfavors very short initial rotation periods for Galactic magnetars. One possible explanation for the origin of the strong magnetic fields is a dynamo mechanism (e.g. Spruit 2008; White et al. 2022; Barrère et al. 2022, 2024; Reboul-Salze et al. 2024). Alternatively, the magnetic field may be inherited from the progenitor (the fossil field scenario, if the progenitor magnetic flux is conserved during collapse, Ferrario & Wickramasinghe 2006; Shenar et al. 2023).

SGR 0501+4516 was discovered on 22nd August 2008 by the Neil Gehrels *Swift* Observatory (hereafter *Swift*) Burst Alert Telescope (BAT), through the detection of SGR-like bursts (Barthelmy et al. 2008a,b; Rea et al. 2009). SGR 0501+4516 was subsequently observed to exhibit X-ray (Gogos et al. 2008) and optical pulsations at the rotational period of 5.76s (Dhillon et al. 2011). It has a measured period derivative of $\sim 1.5 \times 10^{-11}$ s s $^{-1}$, with an inferred magnetic field strength of $\sim 2 \times 10^{14}$ G and a characteristic age of ~ 15 kyr (Camero et al. 2014). The activation of this SGR in 2008 followed a very long period of quiescence (Rea et al. 2009). In the days following the onset of activity, tens of bursts were observed, with fluxes exceeding the underlying continuum by a factor $> 10^5$. The bursts reached maximum luminosities of $\sim 10^{41}$ erg s $^{-1}$ and had durations of < 1 s, typical of short bursts emitted by magnetars (e.g. Mereghetti 2008).

In this paper, we report observations of the NIR counterpart to SGR 0501+4516 in the months following its initial 2008 outburst, and on the results of a subsequent ~ 12 year campaign of NIR monitoring, including a *HST*-derived proper motion. The location in the Galactic anti-centre direction, consequent lack of crowding and relatively low extinction make SGR 0501+4516 an ideal case for investigating the optical/NIR properties and birth site of a magnetar. Throughout, all magnitudes are reported in the Vega system and all times are UT.

2. Observations and analysis

After the first detection of high energy bursts from SGR 0501+4516 by *Swift*/BAT, NIR data were obtained promptly with the 3.8 m United Kingdom InfraRed Telescope's (UKIRT) Fast-Track Imager (UFTI) at the Mauna Kea Observatory, using its rapid-response mode. Subsequent NIR data were obtained over the following 4 years using the 8.1 m Gemini-North's Near-InfraRed Imager and spectrometer (NIRI) at Mauna Kea, and the Long-slit Intermediate Resolution Infrared Spectrograph (LIRIS) on the 4.2 m William Herschel Telescope at the Roque de Los Muchachos Observatory. Finally,




Fig. 1. A NIR image (JHK-bands) of the field of SGR 0501+4516 as imaged with Gemini/NIRI (see Table 1). SGR 0501+4516 is marked with crosshairs and is notably redder than the surrounding field stars. The image has dimensions 45×36 arcsec and is oriented north up, east left.

we obtained three epochs of observations with *HST*/WFC3 in October 2010, October 2012 and August 2020, as listed in Table 1.

Ground based data were reduced using the respective instrument pipelines. Photometric calibration was performed using the two micron all-sky survey (2MASS, Skrutskie et al. 2006), which has also been used for astrometric calibration. The UFTI and NIRI K -band filters are K , while the LIRIS and 2MASS K -band filters are K_s . For UFTI and NIRI photometric calibration, a small correction of 0.02 magnitudes has first been applied to bring all 2MASS K_s -band magnitudes to K , using $K_s = K + 0.002 + 0.026(J - K)$. The mean $J - K$ value for 2MASS field stars within 1 arcmin is 1.0 ± 0.2 ². We are limited in the precision of this photometric calibration by uncertainties in the flat fielding corrections, the lack of good NIR flux standards and the scatter in the K_s to K conversion.

We obtained three epochs of observation of SGR 0501+4516 with *HST*/WFC3. The first two were obtained on 19 October 2010 and 8 October 2012, approximately 720 days apart. For these epochs we obtained a single orbit of observation in the F160W (broad H -band, effective wavelength 15278Å) filter. Each observation consisted of four dithered exposures in a standard box pattern, and the orientation was chosen such that diffraction spikes from nearby bright stars did not impinge on the source position. The third epoch was obtained on 4 August 2020, and consisted of F125W (broad J -band, effective wavelength 12364Å) and F160W observations, each with three dithers (for further details, including exposure times, see Table 1 and Chrimes et al. 2022b).

The images were retrieved from the archive³ and reduced with standard astrodrizzle (Fruchter & Hook 2002) procedures with DRIZZLEPAC⁴ using a pixel scale of 0.065'' per pixel and `pixfrac` = 0.8. Since we are interested in astrometric fidelity

² Explanatory Supplement to the 2MASS All Sky Data Release and Extended Mission Products: <http://www.ipac.caltech.edu/2mass/releases/allsky/doc/explsup.html>

³ <http://archive.stsci.edu>

⁴ <https://www.stsci.edu/scientific-community/software/drizzlepac.html>

we used the most up to date distortion tables, and determined shifts between each dithered image directly from sources in the image (using tweak-shifts) rather than from the pre-programmed offsets. These images were then drizzled to a common (*Gaia* DR3) reference frame and orientation, where the alignment is via cross-correlation of stars with the same 25 *Gaia*/DR3 sources at the epoch of each image.

A single source coincident with the position of the X-ray counterpart to SGR 0501+4516 (Woods et al. 2008; Camero et al. 2014; Göğüş et al. 2010) is visible in all co-added observations. The position of this source, referenced to 2MASS, is RA (2000) = $05^{\text{h}}01^{\text{m}}06^{\text{s}}.75$, Dec. (2000) = $45^{\circ}16'34''.0$, with an error of 0.2 arcsecond in both coordinates. This is 0.10 arcseconds from the centroid of the *Chandra* localisation (Göğüş et al. 2010). We therefore identify this source as the NIR counterpart to SGR 0501+4516; subsequent variability clinches this association. For the NIRI data, the source is also detected in the individual 60 second exposure frames, although at a very low significance level in the J - and H -bands.

Photometry of the ground-based infrared imaging was performed using IRAF (Tody 1986) aperture photometry routines. We calibrated to a sequence of nearby 2MASS stars, ensuring the accuracy of the relative photometry, our *HST* observations were photometrically calibrated using the published *HST* zero points for WFC3/IR. The results for the SGR counterpart are provided in Table 1.

We additionally searched for short time scale variability, on the time scales permitted by the individual frames (NIRI; individual frames with exposure times of 30 – 60 seconds) or sub-coadded frames (UFTI; integration times of 5 minutes). We find no evidence for such variability: the source remains essentially constant over periods of 15 – 30 minutes. However, much higher cadence observations (< 1 second) in both the optical and infrared have revealed coherent pulsations with a period of 5.7 seconds, identical to the X-ray derived period (Dhillon et al. 2011), thus confirming the counterpart identification.

3. Properties of the NIR counterpart of SGR0501+4516

3.1. The infrared light-curve

The infrared light-curve of SGR 0501+4516 is shown in Figure 2, in addition to the X-ray light-curve from Rea et al. (2009) for comparison. The X-ray light-curve is extrapolated to a specific flux at 1 keV based on the power-law plus black body model obtained for the outburst phase by Rea et al. (2009). T_0 is defined as August 22.53 2008 (MJD 54700.53), which is the time of the *Swift*/BAT trigger. The IR light-curve shows a prolonged plateau, with a slow fading, followed by a more rapid fading. This can be fit with a smoothly broken power-law, where α_1 and α_2 are the pre and post-break decay slopes defined as $F_\nu \propto t^{-\alpha}$ and t_b is the break time. We find $t_b = 6.1 \pm 2.6$ days, with decay indices of $\alpha_1 = 0.03 \pm 0.03$ and $\alpha_2 = 0.34 \pm 0.03$. This can be compared to the behaviour of the X-ray flux over the same temporal baseline, which yields $t_{b,x} = 8.3 \pm 0.3$, with slopes of $\alpha_1 = 0.05 \pm 0.05$ and $\alpha_2 = 0.51 \pm 0.03$, suggesting that the X-ray and IR light curves are broadly tracking each other, although the IR decay is slower than the X-ray post-break. This may suggest evolution in the black-body+power-law spectrum observed in outburst (Rea et al. 2009). At very late times, the IR lightcurve appears to plateau at around $m(\text{F160W}) \sim 22.5$ (see Table 1), suggesting that these observations have reached a quiescent level. Since these are F160W (H -band) observations rather than K , we cannot di-

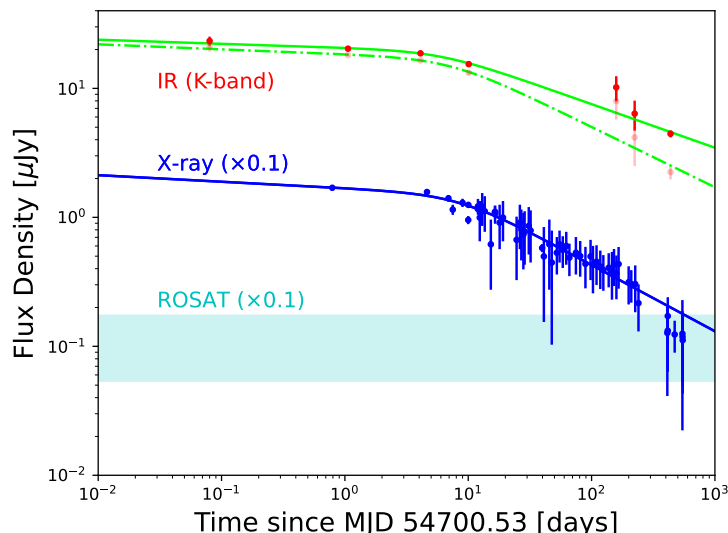


Fig. 2. The NIR and X-ray lightcurve of SGR 0501+4516 up to ~ 500 days post-discovery in 2008. The red points correspond to the NIR and the blue to the X-ray from Rea et al. (2009), supplemented with later time *Swift* observations (Coti Zelati et al. 2018). The cyan shaded box represents the *ROSAT* quiescent level, and its associated error (also from Rea et al. 2009). All X-ray fluxes are reduced by a factor of 10 for clarity. The dashed green and solid blue lines are broken power-law fits to the NIR and X-ray data respectively (see Section 3.1). Due to the difficulty of fully accounting for colour terms between K_s and K -band we have plotted only the K -band observations on this figure (red points and solid green line). Also shown, in faded red and with a dashed green line, is the K -band light-curve and fit after subtraction of an approximate quiescent flux level as described in the text. The X-ray light-curve is plotted as a specific flux (F_ν) at 1 keV based on the spectral model and count-rate obtained from *XMM-Newton* observations over the 0.3–10 keV range, and assumes no X-ray spectral variability, although such effects have only small effects on the observed flux.

Table 1. Differential photometry of SGR 0501+4516 relative to 2MASS stars within the field of view of NIRI, UFTI and LIRIS, and *HST* NIR magnitudes for SGR 0501+4516 in 2010, 2012 and 2020 (given in the last four rows).

Start time Year-month-date-UT	exposure time (seconds)	filter	magnitude (Vega)	telescope + instrument
2008 08 25 03:11:12	6525	K_S	19.12 ± 0.05	WHT + LIRIS
2008 08 31 02:31:01	2085	K_S	19.22 ± 0.11	WHT + LIRIS
2008 09 01 03:44:35	2250	K_S	19.27 ± 0.10	WHT + LIRIS
2008 09 06 04:35:00	1188	K_S	19.05 ± 0.16	WHT + LIRIS
2008 09 20 03:43:15	3735	K_S	19.24 ± 0.15	WHT + LIRIS
2008 08 23 14:27:03	1020	J	21.02 ± 0.05	Gemini + NIRI
2008 09 01 14:28:09	960	J	21.07 ± 0.07	Gemini + NIRI
2008 08 23 14:15:25	480	H	19.95 ± 0.04	Gemini + NIRI
2008 08 23 14:03:44	510	K	18.76 ± 0.07	Gemini + NIRI
2008 08 26 15:04:16	480	K	18.85 ± 0.07	Gemini + NIRI
2008 09 01 14:53:07	900	K	19.06 ± 0.08	Gemini + NIRI
2009 01 28 07:42:57	170	K	19.51 ± 0.28	Gemini + NIRI
2009 04 03 06:16:53	270	K	20.02 ± 0.34	Gemini + NIRI
2009 11 02 10:57:00	3120	K	20.41 ± 0.10	Gemini + NIRI
2008 08 22 14:31:39	270	H	19.67 ± 0.14	UKIRT + UFTI
2008 08 22 14:27:52	405	J	21.28 ± 0.34	UKIRT + UFTI
2008 08 22 14:34:43	270	K	18.61 ± 0.11	UKIRT + UFTI
2010 10 19 02:37:24	2797	F160W	22.45 ± 0.02	<i>HST</i> + WFC3/IR
2012 10 08 19:23:37	2797	F160W	22.48 ± 0.02	<i>HST</i> + WFC3/IR
2020 08 04 11:42:00 †	598	F125W	23.33 ± 0.07	<i>HST</i> + WFC3/IR
2020 08 04 11:55:03 †	598	F160W	22.56 ± 0.07	<i>HST</i> + WFC3/IR

Notes. An additional error of about 0.07 magnitudes has been added in quadrature to the K -band magnitude errors: this is the scatter in the transformation of 2MASS reference star magnitudes from K_s to K , using $K_s = K + 0.002 + 0.026(J - K)$. Magnitudes are not corrected for Galactic extinction (see Fig. 4). † - Photometry from Chrimes et al. (2022b).

rectly subtract the flux. However, assuming a power-law in f_ν determined by F160W-F125W, we can estimate the late-time K -band flux as approximately $\sim 2.2 \mu\text{Jy}$. Adopting this as the quiescent K -band contribution at all times pushes the IR decay closer to the X-ray decay rate, with fit parameters $t_b = 7.4 \pm 3.4$ days, $\alpha_1 = 0.04 \pm 0.04$ and $\alpha_2 = 0.47 \pm 0.07$.

3.2. Spectral energy distribution

The spectral energy distribution of SGR 0501+4516 one day after outburst is shown in Figure 3. The *XMM-Newton* spectra are those obtained from early and late observations, and have been reduced as described in Rea et al. (2009). The figure shows the NIR fluxes as observed, and as they would appear corrected for a Galactic extinction of $A_V = 4$ with a Fitzpatrick (1999) extinction law and $R_V = 3.1$. However, since SGR 0501+4516 lies within the Galactic disc it is not necessarily appropriate to correct the observed fluxes for the (highest estimate) of the total

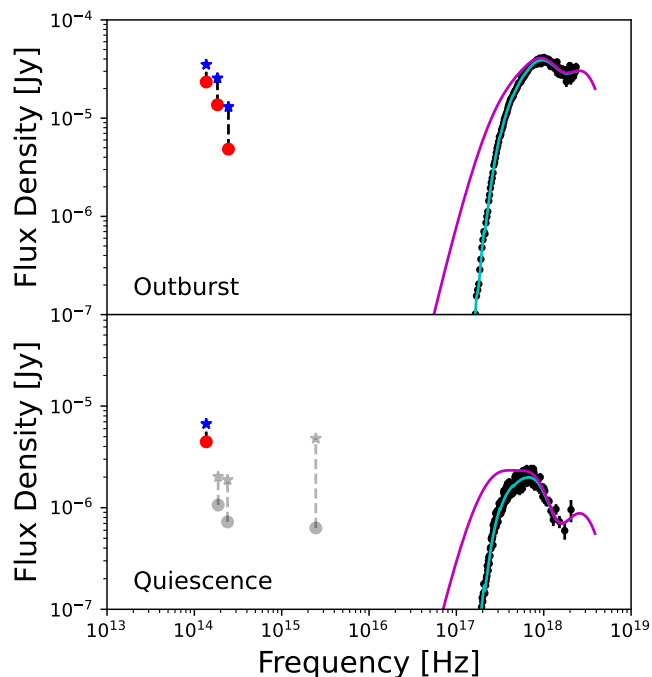


Fig. 3. Top panel: The spectral energy distribution of SGR 0501+4516 from the X-ray to the NIR as measured one day after the first outburst. The X-ray spectra are those obtained by *XMM-Newton*, while for the NIR data, the two colours correspond to NIR observations with i) no extinction correction (lower, red points) and ii) extinction corrected (upper, blue points) assuming a total Galactic $E(B - V) = 1.3$ in that direction. The true extinction will lie between these extremes (see Figure 4). Bottom panel: The K -band and X-ray spectral energy distribution at ~ 200 days. Also shown in grey are the late-time i -band flux level (Dhillon et al. 2011) and the F125W and F160W *HST* fluxes from the 2020 epoch. In both panels, the X-ray data are fitted with the models from Rea et al. (2009, cyan lines). Also shown (with magenta lines) are unabsorbed (and extrapolated) versions of these models.

Galactic column from Schlegel et al. (1998), and the true fluxes will lie between the two values, as demonstrated in Figure 4.

Another estimate for the line-of-sight reddening is based on the X-ray hydrogen column density, which was found to be $(0.89 \pm 0.01) \times 10^{22} \text{ cm}^{-2}$ (Rea et al. 2009). We can convert this to an extinction using $A_V - N_H$ relations. For instance the relation of Predehl & Schmitt (1995) yields $A_V \sim 4.9$ for SGR 0501+4516 while Schady et al. (2008) gives $A_V \sim 4.7$. These values compare with total extinction values of ~ 3.4 and ~ 4 from the Schlafly & Finkbeiner (2011) and Schlegel et al. (1998) Galactic dustmaps, respectively. The Bayestar 2019 3D dustmap (Green et al. 2019) yields $A_V \sim 2.7$ at ~ 2 kpc, the approximate distance of the Perseus arm on this line of sight. The high A_V inferred from the X-ray may suggest a relatively large distance for the SGR (i.e. looking through much of the dust and gas in the direction), but the inferred extinctions are in excess of even the total sight-line extinction, so may instead indicate a high N_H column local to the X-ray emitting region.

The counterpart has markedly non-stellar colours (Figure 1 and Table 1), and lies well away from the stellar locus (in common with most other magnetar NIR counterparts, see e.g. Chrimes et al. 2022a). Between the two Gemini/NIRI epochs on 23 August 2008 and 1 September 2008, the counterpart (in addition to fading) showed evidence for becoming bluer in the

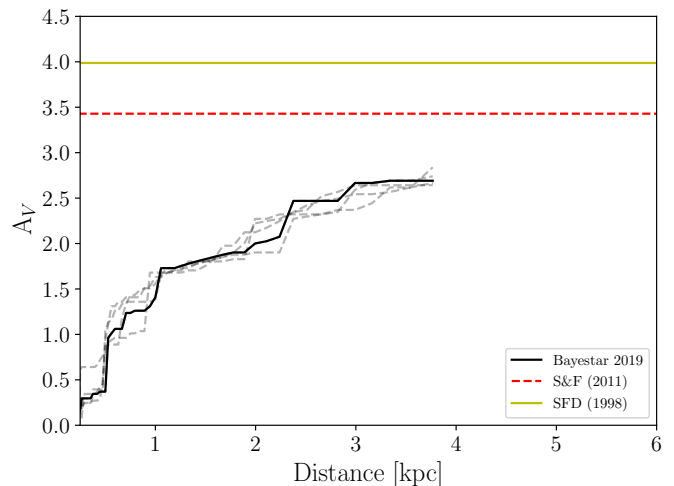


Fig. 4. Visual extinction A_V as a function of distance along the sight-line to SGR 0501+4516. The solid black line is the best-fit Green et al. (2019) Bayestar 3D dust map extinction along the sight-line. Dashed grey lines are random draws from the Bayestar probability distribution. Also shown are the total sight-line extinctions from Schlegel et al. (1998) and Schlafly & Finkbeiner (2011). The Bayestar flattening at ~ 3.5 – 4 kpc corresponds to the point at which main sequence stars can no longer be detected (and the extinction estimate becoming unreliable). The distance to SGR 0501+4516 is unknown, but we assume it lies at ~ 2 kpc, in the Perseus spiral arm.

infra-red bands, specifically evolving from $J - K = 2.24 \pm 0.05$ to $J - K = 1.99 \pm 0.08$.

4. Proper motion measurement

Measuring proper motions for magnetars can constrain their space velocities and possible birth sites, both of importance for understanding their origins. Well spaced X-ray observations with *Chandra* (e.g. SGR 1900+14 and AXP 1E 2259+586, de Luca et al. 2009; Kaplan et al. 2009b) have only yielded upper limits for magnetars, although X-ray proper motions are possible in principle if the motion is substantial enough (e.g. Rigoselli et al. 2024). There are only a few measurements arising from very long-baseline radio interferometry (AXP XTE J1810-197, 1E 1547.0-5408 and Swift J1818.0-1607; Helfand et al. 2007; Deller et al. 2012; Ding et al. 2024). Ground-based NIR adaptive optics imaging of SGRs 1806–20 and 1900+14 have provided direct measurements of their proper motions, strengthening suggestions of their origin in young stellar clusters (Tendulkar et al. 2012). Similar velocity constraints have also been placed on AXP 1E2259+586 and AXP 4U0142+61 (Tendulkar et al. 2013). In the case of AXP 1E2259+586, the proper motion makes a compelling case for an origin in the supernova remnant CTB 109, although in the latter example of AXP 4U0142+61 it has not been possible to find an association with either a young star cluster or SNR. Since then, the identification of the NIR counterpart of SGR 1935+2154 with *HST* (Levan et al. 2018) and subsequent epochs of observations have enabled a NIR proper motion measurement for this object too (Lyman et al. 2022). Tracing back the proper motion over the characteristic lifetime of SGR 1935+2154 places it at the centre of SNR G57.2+08.

SGR 0501+4516 offers a new opportunity to obtain a magnetar proper motion measurement. To determine its proper motion, we use the method of Lyman et al. (2022) and the three epochs of

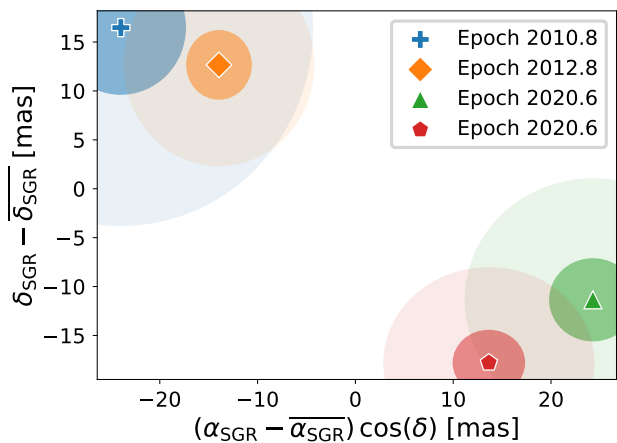


Fig. 5. Left: offsets of SGR 0501+4516 in 2D-projected equatorial coordinates, in each of the three *HST* epochs (note that epoch 2020.6 has observations two filters), with respect to the mean position across all four sets of observations. Dark and light shaded ellipses correspond to the 1 and 3 σ uncertainties respectively. Right: linear fits to positional offsets of SGR 0501+4516 in α_* and δ , including corrections for Solar and Galactic motion, as a function of time. The uncertainties on the points show the overall positional uncertainties on SGR 0501+4516 at each epoch, including residuals from the astrometric tie to the *Gaia* EDR3 reference frame. The two 2020 points are from the two filters, and the right-most marker in the right-hand panels has been arbitrarily shifted by 0.15 years for visual clarity. The best-fit proper motions in each coordinate are indicated, and a shaded region indicated the 1 σ uncertainty on the fit.

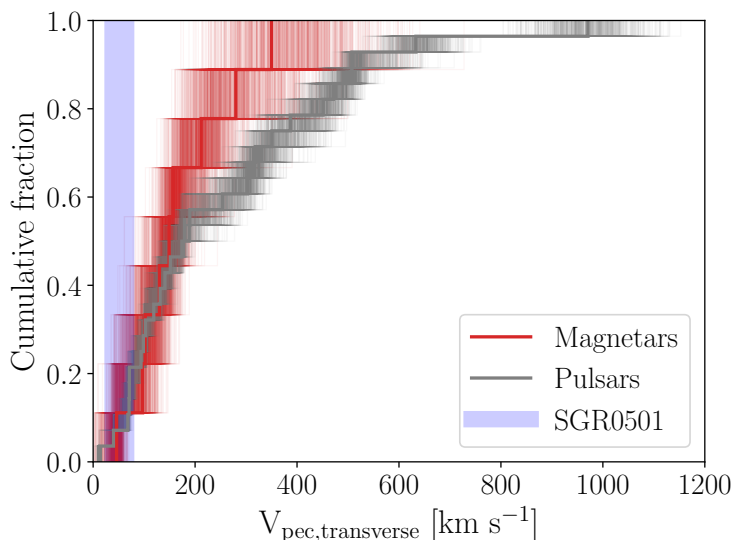


Fig. 6. The cumulative distribution of the nine magnetar peculiar transverse velocities, including SGR 0501+4516, measured so far. These measurements are for XTE J1810-197 (Helfand et al. 2007, VLBI), 1E 1547.0-5408 (Deller et al. 2012, VLBI), SGRs 1806-20 and 1900+15 (Tendulkar et al. 2012, NIR), AXPs 1E 2259+586 and 4U0142+61 (Tendulkar et al. 2013, NIR), SGR 1935+2154 (Lyman et al. 2022, NIR), Swift J1818.0-1607 (Ding et al. 2024, VLBI), and SGR 0501+4516 (this work). Multiple draws from each magnetar’s velocity probability distribution are made, assuming Gaussian uncertainties on the velocities. The same process is applied to the pulsar distribution in grey (data from Verbunt et al. 2017). SGR 0501+4516, whose velocity range for distances between 1–3 kpc is indicated by the shaded band, is the joint-slowest magnetar yet discovered, at least in projection, and is among the slowest $\sim 10\%$ of pulsars with similar measurements.

observations with *HST*, spread across a temporal baseline of ten years (2010–2020, see Table 1). The source is well detected in all three epochs with broadly consistent magnitudes of $m(\text{F160W}) = 22.45 \pm 0.02$, 22.48 ± 0.02 and 22.56 ± 0.07 (Vega system, statistical uncertainties only). This corresponds to signal-to-noise ratios (SNRs) of 78, 68 and 26. The first two observations have longer exposure times and yield higher SNRs, allowing the centroid of the source (measured with DOLPHOT, Dolphin 2000) in a single image to be determined to better than 0.05 pixels ($\text{FWHM} / 2.3 \times \text{S/N}$) or < 1 mas (statistical uncertainty only, per axis).

For a proper motion measurement we must define an astrometric reference frame. It is standard to do this in a relative sense, with the use of common tie points in each image, and indeed the moderate Galactic latitude of SGR 0501+4516 does allow for sufficient stars to be used as such. However, utilizing this approach with *HST* will produce an alignment that is limited by the genuine proper motions of the stars and other effects beside the limitations of the data quality (which is dictated pri-

marily by instrument stability and capability to accurately centroid sources). Instead, we follow the method presented in Lyman et al. (2022), itself building upon Bedin & Fontanive (2018). Succinctly, each image is aligned to the *Gaia* absolute astrometric frame (Gaia Collaboration et al. 2021), using the positions and proper motions of stars to determine an epoch-corrected equatorial solution. After fitting for this alignment solution (for details, we refer the reader to Lyman et al. 2022), the positions of stars could be freely converted between coordinate systems, including onto each *HST* image’s (X, Y) pixel coordinate plane.

Two residual effects in the position of stars remain at this point owing to Solar motion and Galactic rotation. A simple model of the Galaxy’s rotation, including the Sun’s position and peculiar motion is used to remove this effect (see Lyman et al. 2022). Finally, stars are robustly cross-matched between epochs, with the RMS residual on these cross-matches giving our alignment uncertainty. The *Gaia-HST* offset uncertainties (68th percentiles) are 9.2, 3.7, 5.7 and 3.1 mas for the four epochs in chronological order. The total uncertainty on the source posi-

tion in a given epoch is therefore given by the quadrature sum of the centroid and astrometric alignment uncertainties. The shifting coordinates of SGR 0501+4516 within the absolute frame set by *Gaia* then provides our proper motion constraints. The results of this analysis are shown in Figure 5.

Our results show that, after correction for Galactic and Solar motion, SGR 0501+4516 has a transverse peculiar motion (i.e. with respect to its local standard of rest) of $\mu_\alpha \cos(\delta) = 4.14 \pm 0.65$ and $\mu_\delta = -3.48 \pm 0.44$ mas yr⁻¹. At a distance of 2 kpc, this equates to a tangential velocity of 51 ± 14 km s⁻¹, although the somewhat unconstrained distance to the source also adds a significant source of additional uncertainty. We show this in Figure 6 for a reasonable distance bounds, and how the inferred velocity compares with the broader populations of magnetars and pulsars. SGR 0501+4516's tangential velocity of 51 ± 14 km s⁻¹ is a low value for pulsars and similar to the transverse velocity of magnetar Swift J1818.0-1607 (Ding et al. 2024), which is convincingly associated with a radio-detected SNR based on a common distance and Swift J1818.0-1607's past trajectory (Ibrahim et al. 2023; Ding et al. 2024). The peculiar transverse velocity of SGR 0501+4516 is among the lowest $\sim 10\%$ of pulsars (Hobbs et al. 2005, e.g.), although we cannot rule out a larger radial component.

5. The birthplace of SGR0501+4516

In Figure 7 we show the extrapolated vector of the SGR proper motion, and its plausible birth sites for ages of 10 kyr, 50 kyr and 1 Myr. In each case we have examined broadband optical/IR imaging (from our *HST* imaging, DSS and the WFCAM Galactic Plane Survey, Lucas et al. 2008), H α imaging from the INT/WFC Photometric H α Survey of the Northern Galactic Plane (IPHAS, Drew et al. 2005; Greimel et al. 2021) and 1.4 GHz (Canadian Galactic Plane Survey, Taylor et al. 2003) radio observations (unfortunately SGR 0501 lies outside the MeerKAT Galactic plane survey footprint, Anderson et al. 2025). It is important to note that age estimates for SGR 0501+4516 (~ 10 – 20 kyr, Camero et al. 2014) are already at the lower-end of the 10^4 to 10^6 yr range shown in Figure 7. This means that the region containing the likely birth-site is commensurately smaller.

5.1. Association with supernova remnant HB9

The position of SGR 0501+4516 is close to the Galactic SNR HB9, whose centre lies roughly $80'$ from the SGR. Gaensler & Chatterjee (2008) suggested that the two could both be remnants of the same progenitor. It is then reasonable to ask what is the probability of finding SGR 0501+4516 so close (in projection) to a known SNR by chance. Taking the Galactic SNR catalogue of Green (2019), we select all SNRs within ± 5 deg of the Galactic plane and ± 45 deg of the Galactic anti-centre in longitude. There are 13 SNRs in this portion of the sky, or ~ 0.01 SNRs deg⁻². Taking the offset of SGR 0501+4516 to HB9, we can use a probability of chance alignment argument, where $P_{\text{chance}} = 1 - e^{-\Sigma r^2}$, $\Sigma = \text{SNRs deg}^{-2}$ and r is the offset in degrees (Bloom et al. 2002). In this case, $P_{\text{chance}} \sim 0.05$, so the simple proximity of SGR 0501+4516 and HB9 on the sky does not offer strong support for their association.

HB9 lies at an estimated distance of ~ 1 kpc, and a suggested age of $t_{\text{SNR}} = 4000 - 7000$ years (Leahy & Tian 2007). This age is somewhat younger than the characteristic age of SGR 0501+4516. While uncertainties in both ages might suggest that such an association should be considered, our mea-

sured proper motion vector rules out an association with HB9 at high significance. It lies in the wrong direction, and even if it did not, with a projected velocity of ~ 50 km s⁻¹, the magnetar could only reach such a large projected angular offset in a lifetime of $\sim 10^6$ years. This is much longer than the plausible age of the SN remnant and of the estimated age of SGR 0501+4516. For SGR 0501+4516 to reach an 80 arcmin offset within the age of the SNR, it would need a kick velocity of several thousands of km s⁻¹.

A physical association between SGR 0501+4516 and HB9 is therefore ruled out by both the magnitude and direction of the proper motion. It is interesting to note that HB9 appears to contain a different neutron star (pulsar PSR B0458+46). This might point to a core-collapse origin for that SNR, and hence recent star-formation nearby SGR 0501+4516.

However, there are two arguments for pulsar PSR B0458+46 also being physically unassociated with HB9. First, its inferred age is much greater than that of the HB9 SNR (Leahy & Tian 2007); second, distance estimates for HB9 place it at ~ 1 kpc (in or in front of the Perseus arm), while the latest distance estimates for PSR B0458+46 place it well behind the Perseus arm (> 2.7 kpc, Jing et al. 2023). Therefore, HB9 and PSR B0458+46 may only be co-located in projection. In the absence of any other candidate neutron star in HB9 and the lack of potential massive star birth sites nearby (see the remainder of this Section), it is possible that HB9 is a supernova Ia remnant, and the tension between SGR 0501+4516 as a product of massive star core-collapse and its environment remains.

5.2. Stellar clusters and stars with overlapping past trajectories

The positional uncertainty of SGR 0501+4516 at any time t in the past is roughly an ellipse, whose ellipticity and orientation is set by the uncertainties on the position and proper motion, and whose size increases linearly with time. In the left-hand panel of Figure 7, there are numerous stars in the field of view, but relatively few along the possible past trajectory of SGR 0501+4516, and none of these appear to reside in obvious bright clusters. Given the excellent PSF of our *HST* observations ($\sim 0.1''$) it is unlikely that these stars are masking a compact stellar cluster, which we would expect to observe.

At a distance of 1.5-4 kpc and extinctions up to $A_V \sim 3$, O or B stars would have NIR apparent magnitudes $\lesssim 16$ (Chrimes et al. 2022a), so our *HST* observations should therefore be able to detect any young star-forming regions or clusters, but none appear to be present. The characteristic age and proper motion of SGR 0501+4516 mean that a host cluster should be visible and in close proximity (if present). Indeed, there are no O-stars (with $T_{\text{eff}} \gtrsim 30000$ K) within a few degrees of SGR 0501+4516 in the StarHorse *Gaia* catalogue of Anders et al. (2019). Young clusters have been suggested as the birthplaces of SGR 0526-66, SGR 1900+14, SGR 1806-20 and CXOU J1647-45 (Klose et al. 2004; Vrba et al. 2000; Bibby et al. 2008; Clark et al. 2014), but, if the age estimate is broadly correct (it is likely to be an upper limit, see Section 6.1), we can confidently rule out such a scenario for SGR 0501+4516.

In case of CXOU J1647-45, located in the cluster Westerlund 1, there is also a runaway star (space velocity > 30 km s⁻¹, Blaauw 1961) which has been linked with the magnetar progenitor system. Runaway stars can be produced either dynamically (i.e., they are ejected from a cluster through dynamical interactions, Poveda et al. 1967; Gies & Bolton 1986) or through ejection by the supernova of a binary companion (e.g. Eldridge

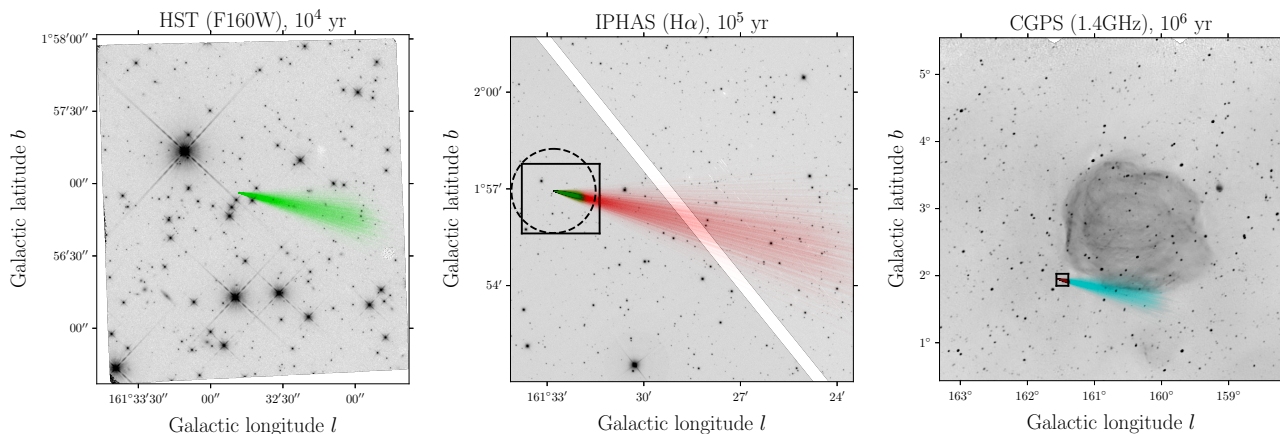


Fig. 7. The possible range of past trajectories of SGR 0501+4516, based on the proper motion as measured with *HST*. The left hand panel shows a *HST*/WFC3 F160W image of the field surrounding SGR 0501+4516. The possible past trajectories of SGR 0501+4516 are indicated by the light green transparent lines. These are random draws from the RA and Dec proper motion distribution, defined by their best-fit values and uncertainties (assuming these are Gaussian), multiplied by an age of $\tau \sim 10$ kyr. The middle panel shows the same, for wider field of view and IPHAS $H\alpha$ imaging. The past trajectory over 10^5 years is shown in red, the trajectory of 10^4 years - as in the left panel - is shown in green. A dashed circle with radius $15 \text{ kyr} \times 5.4 \text{ mas yr}^{-1}$ is also shown. The right-hand panel shows a wide-field 1.4 GHz image from the Canadian Galactic Plane Survey. The trajectory over 1 Myr is shown in light blue (10^5 again in red), demonstrating that SGR 0501+4516 and SNR HB9 are not physically associated. In each case, the field of view of the previous panel is shown. As discussed in the text, there is no evidence for any region of intense star formation within this area which might have given rise to the progenitor star of SGR 0501+4516. The dark points on the radio image are compact sources, the vast majority of these are expected to be extragalactic (Leahy & Roger 1996).

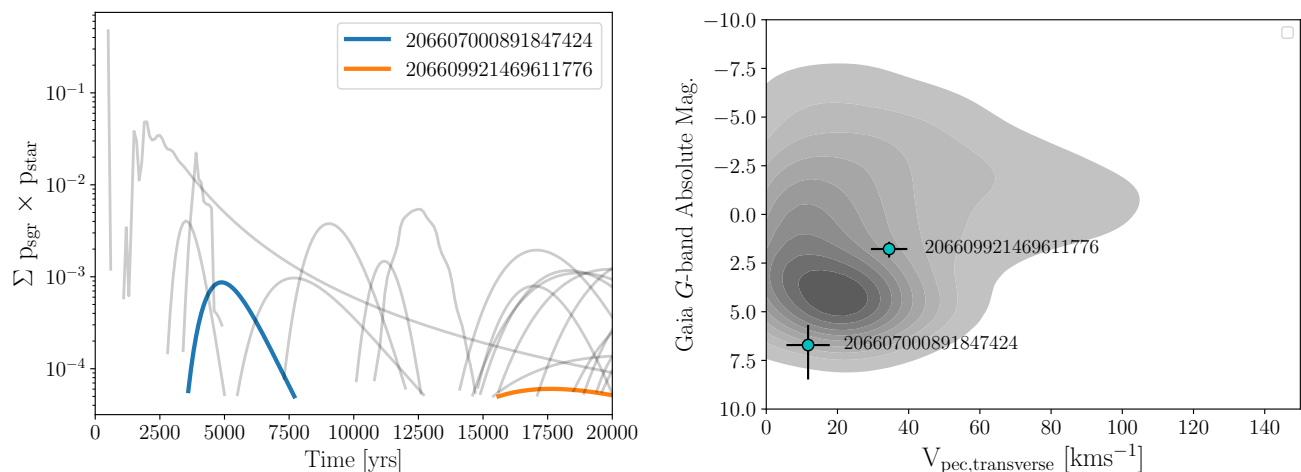


Fig. 8. Left: the product of overlapping, elliptical 2D Gaussians representing the positional uncertainty of SGR 0501+4516 and *Gaia* sources in the vicinity, as a function of time. Only sources with 1D, radial separations with more than 3σ significance are shown. We find two *Gaia* objects that meet this criteria (orange and blue). The grey lines are *Gaia* matches found when the SGR proper motion vector is rotated by 90, 180 and 270 degrees. The ‘real’ matches are not obviously distinct from the false/random matches. Right: the two ‘real’ matches, with their extinction-corrected absolute magnitudes (using their best parallax distances and extinction at that distance in the Bayestar 2019 dust map) plotted against their peculiar transverse velocity. Their *Gaia* DR3 IDs are labelled. Binary population synthesis predictions for the properties of stars ejected by the supernova of a binary companion are shown by the grey shading (Chrimes et al. 2023), where each contour moving from dark to light grey bounds 10% more of the probability.

et al. 2011; Sana et al. 2014; Renzo et al. 2019; Chrimes et al. 2023). We therefore searched for stars in *Gaia* whose past trajectories intersect the past trajectory of SGR 0501+4516 within the last 20 kyr (age estimates for SGR 0501+4516 are in the range 10–20 kyr, Camero et al. 2014). For this, we made use of *Gaia* data release 3 (Gaia Collaboration et al. 2023), evolving the positional uncertainty ellipses of stars within 0.5 deg of SGR 0501+4516 back in 100 equal time-steps over 20 kyr. We only consider sources with a proper motion and parallax measurement, and whose distance lies in the range $1 < d/\text{kpc} < 3$.

We determined if SGR 0501+4516 is spatially consistent with each *Gaia* star at each time-step by calculating the value

of a 2D, elliptical Gaussian distribution, corresponding to the probability of finding the object at that position, at each position across the $0.5 \text{ deg} \times 0.5 \text{ deg}$ area considered. The ellipsoidal region of positional uncertainty is rotated with respect to the projected RA α_* and Dec δ axes (where $\alpha_* = \alpha \times \cos(\delta)$) according to the *Gaia* PMRA_PMDEC_CORR parameter, where the rotation is defined as $\theta_c = \cos^{-1}(\text{PMRA_PMDEC_CORR})$. The probability density function for a source with best-fit coordinates $(\bar{\alpha}_*, \bar{\delta})$ and uncertainties $(\sigma_{\alpha_*}, \sigma_{\delta})$ at projected equatorial coordinates $(\alpha_*,$

δ) is then given by,

$$p_{\text{star}}(\alpha_{\star}, \delta) = (2\pi\sigma_{\alpha_{\star}}\sigma_{\delta})^{-1} \times \exp(-A(\alpha_{\star} - \bar{\alpha}_{\star})^2 + B(\alpha_{\star} - \bar{\alpha}_{\star})(\delta - \bar{\delta}) + C(\delta - \bar{\delta})^2), \quad (1)$$

where

$$\begin{aligned} A &= \frac{\cos^2(\theta_c)}{2\sigma_{\alpha_{\star}}^2} + \frac{\sin^2(\theta_c)}{2\sigma_{\delta}^2}, \\ B &= \frac{-\sin^2(2\theta_c)}{4\sigma_{\alpha_{\star}}^2} + \frac{\sin^2(2\theta_c)}{4\sigma_{\delta}^2}, \\ C &= \frac{\sin^2(\theta_c)}{2\sigma_{\alpha_{\star}}^2} + \frac{\cos^2(\theta_c)}{2\sigma_{\delta}^2}. \end{aligned} \quad (2)$$

The product of each star's and SGR 0501+4516's probability density function is calculated, and then integrated across the whole area, such that the total probability P of SGR 0501+4516 and any given *Gaia* star being spatially coincident at each time-step is given by,

$$P = \int_{\alpha_{\star, \text{min}}}^{\alpha_{\star, \text{max}}} \int_{\delta_{\text{min}}}^{\delta_{\text{max}}} p_{\text{star}}(\alpha_{\star}, \delta) \times p_{\text{sgr}}(\alpha_{\star}, \delta) d\delta d\alpha_{\star}. \quad (3)$$

In Figure 8 we show the two *Gaia* sources whose separations from SGR 0501+4516 at some point in the last 20 kyr yield a probability of being spatially coincident of 10^{-5} or greater. The probability of these objects being associated with SGR 0501+4516 never exceeds $\sim 10^{-3}$. The peculiar transverse velocities (calculated with *Gaia* distances from the parallax and proper motions) and *G*-band magnitudes are shown in the right-hand panel of Figure 8, overlaid on Binary Population and Spectral Synthesis (BPASS, Eldridge et al. 2017; Stanway & Eldridge 2018) predictions for unbound companions to the first supernova in a binary (Chrimes et al. 2023). The absolute magnitudes are corrected for the line-of-sight extinction, at the inferred distance of each object, using the Bayestar 3D dust map (Green et al. 2019), the effective wavelength of the *Gaia* *G*-filter, assuming $R_V = 3.1$, and a Fitzpatrick extinction law (Fitzpatrick 1999). We again emphasise that on this sight-line, the maximum distance and extinction (~ 4 kpc with $A_V \sim 3$) mean that effectively all OB stars should be brighter than *Gaia*'s $G \sim 21$ limiting magnitude.

Although the two objects in the right-hand panel of Figure 8 have distances and past trajectories consistent with SGR 0501+4516, the lack of an obvious SNR or stellar cluster associated with SGR 0501+4516 puts their nature as potential runaways associated with SGR 0501+4516 into doubt. To further verify this, we rotate the proper motion vector of SGR 0501+4516 by 90, 180 and 270 deg, repeating the analysis. Objects whose past trajectories intersect SGR 0501+4516 under these conditions are shown in the left-hand panel of Figure 8 by grey lines. The 'real' matches, shown in colour, do not stand out from the population of random past associations. This is consistent with the low association probabilities we calculated for the two objects of $\lesssim 10^{-3}$. Hence we cannot confidently identify any likely runaway candidate associated with SGR 0501+4516 nor any clear SNR or cluster of origin. This is a stronger statement that can be made for objects closer to the Galactic centre, where even bright stars and star formation may be missed due to high extinction, and numerous smaller star forming regions are likely present.

5.3. Association with other supernova remnants and star forming regions

We now consider the possibility that we have missed other SNRs or star forming regions that are plausibly associated with SGR 0501+4516.

In addition to HB9, another SNR, G160.1-1.1, is worth consideration. Only a small arc is visible (see Figure 10 of Gerbrandt et al. 2014), but if extrapolated into a circle, the radius would be large enough to reach SGR 0501+4516. The faint nebulosity at $(160^\circ, 1^\circ)$ in the right-hand panel of Figure 7 might plausibly be associated with G160.1-1.1. However, the proper motion of SGR 0501+4516 does not trace back to the centre of this SNR either, and SGR 0501+4516 would have to be far older (and the SNR far older, given the slow proper motion of SGR 0501+4516) than estimated for this scenario to work. We therefore deem it unlikely that G160.1-1.1 is associated with SGR 0501+4516.

The wider field around SGR 0501+4516 is notable for two star forming complexes, Sh217 and Sh219. They appear to lie at much larger distance than HB9, probably in the outer arm at ~ 5 kpc, suggesting that there is some massive star formation at these distances. However, both of these regions have larger projected offsets from the location of SGR 0501+4516 than HB9, and are offset in directions well away from the proper motion vector. We therefore rule these out as the origin of the SGR.

SGR 0501+4516 lies close to the Galactic plane, in the region surveyed by both IPHAS (Drew et al. 2005), and the UKIRT Infrared Deep Sky Survey (UKIDSS) Galactic Plane Survey (GPS Lucas et al. 2008). This offers the opportunity to survey the environs of SGR 0501+4516 at higher resolution, and to greater depth than is possible via the Digital Sky Survey (DSS) or 2MASS. In addition, the $H\alpha$ survey is ideal for locating star forming regions, or supernova remnants which could represent the birthplace of the SGR. We show the past trajectory of SGR 0501+4516 overlaid on IPHAS $H\alpha$ imaging, in Figure 7. Within a giant molecular cloud the density may be of order $10^2 - 10^3 \text{ cm}^{-3}$, compared to typical ISM densities of order 1 cm^{-3} . In such cases, the SNR rapidly sweeps up its own mass and hence is confined within a small volume, as it cannot expand significantly during the free streaming phase. For example, the compact supernovae remnants observed in M82 are thought to be only 0.6-4 pc in radius (Chevalier & Fransson 2001). This corresponds to $\sim 60-400 d_{2\text{kpc}}^{-1} ''$. Inspection of the available imaging shows no sign of such a cluster or compact SNR within the region constrained by the observed limits on the proper motion combined with the spin-down age.

It is possible, of course, that the progenitor star of SGR 0501+4516 was not in a cluster at the time of its explosion. Under the most popular variants of models for SGR production this seems unlikely, since the progenitor is expected to be a massive star (e.g. the suggested progenitor masses for magnetars are in the range $\sim 15-50 M_{\odot}$, Muno et al. 2006; Bibby et al. 2008; Davies et al. 2009; Borkowski & Reynolds 2017), which is unlikely to travel large transverse distances in its short lifetime (although see e.g. Eldridge et al. 2011). In any case, even if the progenitor exploded outside a cluster, we would expect to easily locate the associated supernova remnant. The ISM density within the Galactic disk is sufficiently high to produce a bright shock, though low enough to enable the SNR to grow to a moderate size in ~ 20 kyr, as is the case for HB9.

6. Interpretation

We conclude that with the available data there is no sign of either a SNR or young cluster consistent with the birth site of SGR 0501+4516. SGR 0501+4516 is at an unusual Galactic location with respect to most other magnetars, lying in the Galactic anticentre direction, towards the Perseus arm at ~ 2 kpc and the Outer arm at ~ 5 kpc. Only SGR 0418+5729, 1E 2259+586 and 4U 0142+61 have a comparable location within the Galaxy (van der Horst et al. 2010). However, 1E 2259+586 has a robust SNR association (Tendulkar et al. 2013), SGR 0418+5729 has a much older characteristic age of 36 Myr (Olausen & Kaspi 2014), and 4U 0142+61 likely lies more distant and behind higher extinction. SGR 0501+4516 therefore remains one of the youngest, likely nearest and least attenuated magnetars in the Galactic population, yet it lacks a clear birth site or associated SNR. This makes SGR 0501+4516 the best known candidate for a magnetar formed in a process other than massive star core-collapse, or might suggest that it had an otherwise unusual progenitor and/or an age which is much larger than expected. We now examine each of these possibilities in turn.

6.1. Uncertainties on the age of SGR 0501+4516

One possibility is that SGR 0501+4516 is much older than its characteristic age implies. The characteristic age relies on measurements of the period derivative at the current time. To provide an accurate measurement of the age, it requires that spin down has proceeded in a relatively uniform manner, and that the initial period was much smaller than the currently observed one. It is possible that, associated with outburst activity, a magnetar exhibits a period of accelerated spin-down, resulting in a larger value of \dot{P} than magnetic braking alone would generate and causing the characteristic age of the neutron star to be underestimated. If this is the case, the true age of the magnetar may be order of magnitude larger than the characteristic age. However, even within the region traversable by SGR 0501+4516 in the past several tens of Myr, there are only two SNRs (HB9 and G160.1-1.1), both of which appear inconsistent with the proper motion vector as discussed above, although at ages of 10^5 years SNRs can become extremely diffuse and essentially invisible to observations, particularly if overlapping in projection with bright structures (such as HB9). Interestingly, Helfand et al. (2007), exploiting the well-determined proper motion of AXP XTEJ1810-197, found no compelling candidate birth sites for an age of less than $\sim 10^5$ yrs (although several SGRs, e.g. SGR 1806-20 and SGR 1900+14, were born in nearby bright clusters, as noted above). In these cases, the high ISM pressure inside the clusters could confine, and effectively mask, the presence of a SNR, explaining the lack of an apparent association. Indeed, if the lifetimes of magnetars can be significantly longer than the canonical 10^4 years this would help to ameliorate concerns over the rate of magnetar production (given that ~ 30 confirmed or candidate magnetars are now known).

By contrast, the AXP 1E 2259+586 lies within the supernova remnant CTB 109, but has a characteristic age approximately 20 times the SNR age, suggesting that sometimes the characteristic age can significantly overestimate the age of the magnetar (e.g. because the magnetic field has decayed with time, and magnetic braking was stronger at earlier times). Although deviations between $P/2\dot{P}$ and true ages may plausibly operate in both directions, recent works favour the interpretation that magnetar (and pulsar) characteristic ages are typically overestimates of their

true ages (Beniamini et al. 2019; Mondal 2021; Prasanna et al. 2022; Rigoselli et al. 2024).

6.2. SGR0501+4516 as the product of a low-ejecta mass supernova

If the true age of SGR 0501+4516 is instead comparable to its characteristic age, and it did form in a core-collapse event, then a low supernova ejecta mass may explain the lack of a bright supernova remnant (as well as the low peculiar velocity). As discussed in Section 5, the ISM density on the sight-line to SGR 0501+4516 is broadly conducive to producing moderately large, moderately bright supernova remnants such as HB9. High ISM densities would confine the SNR (making it bright but small in extent), low ISM densities allow a remnant to rapidly expand, but the surface brightness will be low. If SGR 0501+4516 did form in a supernova at the approximate location implied by the left panel of Figure 7, the apparent lack of a SNR there may be due to a low ejecta mass (e.g. Tauris et al. 2015), producing a remnant which is smaller, fainter and more rapidly fading than a typical core-collapse SNR. Low ejecta masses can be produced by stripped (or ultra-stripped) stars, which are likely produced through stripping by a binary companion, and may explode as electron capture supernovae (Nomoto 1987). Such a scenario may produce small natal kicks (e.g. Bray & Eldridge 2016). Progenitor masses for magnetars based on the ages of associated stellar clusters and supernova remnant modelling yield a wide range of ~ 15 – $50 M_{\odot}$ (Muno et al. 2006; Bibby et al. 2008; Davies et al. 2009; Borkowski & Reynolds 2017). The seemingly low natal kick velocity and lack of other massive stars and clusters in the vicinity of SGR 0501+4516 makes a similar interpretation for this object challenging.

6.3. SGR0501+4516 as the product of a binary neutron star merger

Magnetars can also emerge from the merger of two low-mass neutron stars (NSs) in a binary system when the remnant mass post-merger falls below the Tolman–Oppenheimer–Volkoff (TOV) limit, M_{TOV} , which defines the maximum mass a non-rotating NS can have while remaining stable against gravitational collapse (Oppenheimer & Volkoff 1939). If the mass of the newly formed NS is below this threshold, the remnant can reach hydrostatic equilibrium without requiring additional support from rapid rotation or magnetic fields to counteract gravitational forces.

General Relativistic Magnetohydrodynamic (GRMHD) simulations by various independent groups have demonstrated that, when two NSs merge, the resulting magnetic field can be amplified by several orders of magnitude. This amplification is driven by a combination of magnetic winding due to differential rotation and instabilities such as the Kelvin–Helmholtz instability and magneto-rotational instabilities (Giacomazzo & Perna 2013; Kiuchi et al. 2015; Giacomazzo et al. 2015; Ciolfi et al. 2017; Palenzuela et al. 2022; Aguilera-Miret et al. 2023; Kiuchi et al. 2024). If the merger remnant has a low enough mass to remain stable, it is therefore very likely to acquire a magnetic field in the magnetar range. The remnant may also receive a recoil kick through anisotropic mass loss and gravitational wave emission (Kulkarni et al. 2023).

Magnetars formed through the binary NS merger channel are expected to reside outside of star-forming regions due to the long delay times often associated with binary NS mergers and

the kicks imparted by supernovae to each progenitor NS in the binary. These characteristics align with observed properties of short gamma-ray bursts, which are frequently found in low star-formation regions and are known to be associated with binary NS mergers (see e.g. Berger 2014 for a review).

If SGR 0501+4516 is indeed a stable, highly magnetized NS resulting from the merger of two NSs, an interesting question is the expected contribution of such merger products to the overall magnetar population. The fraction of binary NS mergers that produce a stable NS remnant is highly sensitive to both the NS mass function and the equation of state (EoS) of neutron star matter. Studies by Piro et al. (2017), assuming a Gaussian distribution for the NS mass function based on the observed Galactic NS population, surveyed the remnant populations for several representative EoS models. They found that the fraction of mergers producing stable NSs could range from negligible in an EoS like H4 (Lackey et al. 2006) to a few percent in a stiffer EoS like APR4 (Akmal et al. 1998), and even the majority of cases for very stiff EoS models like SHT (Shen et al. 1998, 2011). Thus, the discovery of a stable magnetar from a binary NS merger may provide constraints on the EoS if this magnetar population can be accurately identified and quantified.

6.4. SGR 0501+4516 as the product of accretion or merger-induced collapse

A final alternative is that SGR 0501+4516 formed via the accretion or merger-induced collapse of a magnetic white dwarf (e.g. Nomoto et al. 1979; Nomoto & Kondo 1991; Fryer et al. 1999; Levan et al. 2006; Yoon et al. 2007; Metzger et al. 2008; Tauris et al. 2013; Ruitter et al. 2019; Ablimit 2022; Cheong et al. 2025). This may occur via mass transfer within a binary, or the merger of two white dwarfs (WDs), at least one of which is magnetic and with an ONeMg composition. In these scenarios, when the mass of the WD exceeds the Chandrasekhar mass, it undergoes collapse to a neutron star. In the most simple model, it is assumed that the magnetic flux is conserved during collapse ($BR^2 = \text{constant}$, where B is the magnetic field strength and R the radius), and hence, for a change in radius of a factor 500–1000 (typical for a WD and neutron star) the increase in the magnetic field strength can be a factor of 10^6 . Highly magnetic WDs, with B -fields of $10^8 - 10^9$ G, could then become magnetars (Levan et al. 2006).

This channel is appealing for SGR 0501+4516 since it is likely that minimal mass is ejected in such a merger (e.g. Fryer et al. 1999). The mean mass of a WD is $\sim 0.5 - 0.6 M_{\odot}$ (e.g. Sidharth et al. 2024), and so the majority of WD-WD systems which exceed the Chandrasekhar mass may well do so only marginally. In this case the majority of the mass is likely to remain in the newly formed neutron star, leading to low mass ejection and energy, and hence a faint remnant. Thus, in this model the lack of either a supernova remnant, or a young cluster, can naturally be explained. Furthermore, the low peculiar transverse velocity of SGR 0501+4516 is comparable with the peculiar velocities of white dwarfs (Raddi et al. 2022; Mikkola et al. 2022). This is the qualitative expectation in an accretion or merger-induced collapse scenario, where low ejecta masses (fractions of a Solar mass, e.g. Cheong et al. 2025) would likely produce weak natal kicks.

It is reasonable to wonder if the rates of such channels are plausible. Estimates for the core-collapse magnetar formation rate, based on the observed Galactic population size and their characteristic ages, can be as high as $>50\%$ of all core-collapse neutron stars being born as magnetars (Gullón et al. 2015; Be-

niamini et al. 2019). However, such estimates are heavily influenced by observational biases and are highly uncertain. On the WD-WD side, up to $\sim 20\%$ of high-mass WDs are thought to be merger products, and the total Galactic rate of WD-WD mergers (of all masses) is estimated at $\sim 0.1 \text{ yr}^{-1}$ (Cheng et al. 2020). However, to produce a magnetar through this channel, we also require (i) that the final mass exceeds the Chandrasekhar mass, (ii) that the chemical composition is conducive to neutronisation rather than a runaway thermonuclear reaction, thus avoiding a type Ia SN, (iii) that the progenitor WD was magnetic. Mergers of WD binaries above the Chandrasekhar mass are expected at the level of 10^{-3} yr^{-1} (Nelemans et al. 2001; Levan et al. 2006). Since $\geq 10\%$ of WDs are magnetic (Hollands et al. 2017), and assuming that these more massive WDs have the ONeMg composition required for neutronisation rather than thermonuclear runaway, the Galactic rate of magnetars from merger-induced collapse is therefore around 10^{-4} yr^{-1} . Estimates for magnetar formation from the single-degenerate AIC channel are similar, or slightly lower ($3 \times 10^{-5} \text{ yr}^{-1}$, Ablimit 2022). Taking the lower end of the core-collapse magnetar formation rate ($\sim 10^{-3} \text{ yr}^{-1}$ Beniamini et al. 2019), and the estimated rate of magnetars from merger and accretion-induced collapse ($\sim 10^{-4} \text{ yr}^{-1}$), we could plausibly expect as many as 10% of Galactic magnetars to have a non-core-collapse origin.

Although these rates are uncertain, they suggest that under the assumption that some WD-WD merger leads to collapse to a NS, rather than SN Ia, it is reasonable to expect a non-negligible fraction of SGR and AXPs to originate via this route, and that locating objects such as SGR 0501+4516 would not be unexpected in these circumstances. Currently only two magnetars out of a Galactic population of ~ 30 objects - SGR 0501+4516 and potentially 4U 0142 - are known to have young characteristic ages and relatively clear sight-lines, such that it is surprising that no birth site has been identified. Out of these, SGR 0501+4516 is the nearest and least attenuated, and thus offers the best constraint.

6.5. Other evidence for delayed magnetar formation channels

An intriguing observation is that a subset of Fast Radio Bursts (FRBs) has been detected in galaxies with no apparent star formation activity, similar to the environment of SGR 0501+4516. FRBs are widely believed to be associated with magnetars, particularly following the observation of FRB-like bursts from Galactic magnetar SGR 1935+2154 (Margalit & Metzger 2018; Margalit et al. 2019; Bochenek et al. 2020; CHIME/FRB Collaboration et al. 2020; Mereghetti et al. 2020; Kirsten et al. 2021). Observationally, around 5% of FRBs have been linked with ancient stellar populations (by residing in massive quiescent galaxies, and in one case a globular cluster, Kremer et al. 2021; Kirsten et al. 2022; Gordon et al. 2023; Sharma et al. 2023; Eftekhari et al. 2024; Shah et al. 2025). A longer radio flash has also been linked with a (possibly magnetar-driven) compact-merger gamma-ray burst (Rowlinson et al. 2024; Sarin et al. 2024). This suggests that at least a fraction of these sources may have formed through delayed channels such as binary NS mergers or white dwarf accretion induced collapse, rather than recent star formation events. As the sample sizes for both FRBs and SGRs continue to grow, comparative analysis of magnetars across formation channels will provide insights into their population fractions, potentially allowing further constraints on the mechanisms producing these highly magnetized objects.

7. Conclusions

We have presented NIR observations of the counterpart of SGR 0501+4516, demonstrating that the NIR flux of the counterpart broadly follows the X-ray variability. Additionally, the long temporal baseline of our *HST* observations enabled us to measure the proper motion of the SGR, which corresponds to a low transverse peculiar velocity. The direction of the proper motion vector rules out an association with the nearby supernova remnant HB9, and there is no star formation or reasonable alternative SNR located close to the SGR. This suggests that either (i) SGR 0501+4516 is much older than typically anticipated for a magnetar, in contrast with recent modelling which indicates that SGR spin-down ages are overestimates, (ii) that the progenitor was a massive star but had a low supernova ejecta mass, or (iii) that it may have formed via a route that does not (directly) involve massive star core-collapse. While not conclusive, SGR 0501+4516 therefore represents the best candidate currently known for a Galactic magnetar formed through the merger of two low mass neutron stars, or the accretion-induced collapse of a magnetic white dwarf.

Acknowledgements. The authors thank Jos de Bruijne, David Green, and David O'Neill for helpful discussions, and the anonymous referee for their careful consideration of the manuscript. AAC acknowledges support through the European Space Agency (ESA) research fellowship programme. JDL acknowledges support from a UK Research and Innovation Fellowship (MR/T020784/1). VSD is supported by STFC. NRT is supported by STFC Consolidated grant ST/W000857/1. NR is supported by the European Research Council (ERC) via the Consolidator Grant "MAGNESIA" (No. 817661) and the Proof of Concept "DeepSpacePulse" (No. 101189496), by the Catalan grant SGR2021-01269, by the Spanish grant PID2023-153099NA-I00, and by the program Unidad de Excelencia Maria de Maeztu CEX2020-001058-M. DS acknowledges support from the Science and Technology Facilities Council (STFC, grant numbers ST/T007184/1, ST/T003103/1, ST/T000406/1 and ST/Z000165/1). The material is based upon work supported by NASA under award number 80GSFC24M0006. Observations analysed in this work were taken by the NASA/ESA Hubble Space Telescope under programs 12306, 12672 and 16019 (PI: Levan). This work made use of data from the European Space Agency (ESA) mission *Gaia* (<https://www.cosmos.esa.int/{\protect\relax\itshapeGaia}>}), processed by the *Gaia* Data Processing and Analysis Consortium (DPAC, <https://www.cosmos.esa.int/web/{\protect\relax\itshapeGaia}/dpac/consortium>). Funding for the DPAC has been provided by national institutions, in particular the institutions participating in the *Gaia* Multilateral Agreement. This paper makes use of data obtained as part of the IGAPS merger of the IPHAS and UVEX surveys (www.igapsimages.org) carried out at the Isaac Newton Telescope (INT). The INT is operated on the island of La Palma by the Isaac Newton Group in the Spanish Observatorio del Roque de los Muchachos of the Instituto de Astrofísica de Canarias. All IGAPS data were processed by the Cambridge Astronomical Survey Unit, at the Institute of Astronomy in Cambridge. The uniformly-calibrated bandmerged IGAPS catalogue was assembled using the high performance computing cluster via the Centre for Astrophysics Research, University of Hertfordshire. The United Kingdom Infrared Telescope is operated by the Joint Astronomy Centre on behalf of the Science and Technology Facilities Council of the U.K. We thank Nancy Levison for awarding DDT observations with Gemini, and the ING group for their assistance with our observations at the WHT. The WHT is operated on the island of La Palma by the Isaac Newton Group in the Spanish Observatorio del Roque de los Muchachos of the Instituto de Astrofísica de Canarias. Based on observations obtained at the Gemini Observatory, which is operated by the Association of Universities for Research in Astronomy, Inc., under a cooperative agreement with the NSF on behalf of the Gemini partnership: the National Science Foundation (United States), the Science and Technology Facilities Council (United Kingdom), the National Research Council (Canada), CONICYT (Chile), the Australian Research Council (Australia), Ministério da Ciência e Tecnologia (Brazil) and SECYT (Argentina). This publication makes use of data products from the Two Micron All Sky Survey, which is a joint project of the University of Massachusetts and the Infrared Processing and Analysis Center/California Institute of Technology, funded by the National Aeronautics and Space Administration and the National Science Foundation. This work made use of v2.2.1 of the Binary Population and Spectral Synthesis (BPASS) models as described in Eldridge et al. (2017) and Stanway & Eldridge (2018). This work has made use of IPYTHON (Perez & Granger 2007), NUMPY (Harris et al. 2020), SCIPY (Virtanen et al. 2020), MATPLOTLIB (Hunter 2007), Seaborn packages (Waskom 2021) and ASTROPY (<https://www.astropy.org>) a community-developed core Python

package for Astronomy (Astropy Collaboration et al. 2013; Price-Whelan et al. 2018). We have also made use of the python modules DUSTMAPS (Green 2018) and EXTINCTION (Barbary 2016).

References

- Ablimit, I. 2022, MNRAS, 509, 6061
Aguilera-Miret, R., Palenzuela, C., Carrasco, F., & Viganò, D. 2023, Phys. Rev. D, 108, 103001
Akmal, A., Pandharipande, V. R., & Ravenhall, D. G. 1998, Physical Review C, 58, 1804
Anders, F., Khalatyan, A., Chiappini, C., et al. 2019, A&A, 628, A94
Anderson, L. D., Camilo, F., Faerber, T., et al. 2025, A&A, 693, A247
Astropy Collaboration, Robitaille, T. P., Tollerud, E. J., et al. 2013, A&A, 558, A33
Bailes, M., Bassa, C. G., Bernardi, G., et al. 2021, MNRAS, 503, 5367
Barbary, K. 2016, extinction v0.3.0
Barrère, P., Guilet, J., Raynaud, R., & Reboul-Salze, A. 2024, arXiv e-prints, arXiv:2407.01775
Barrère, P., Guilet, J., Reboul-Salze, A., Raynaud, R., & Janka, H. T. 2022, A&A, 668, A79
Barthelmy, S. D., Baumgartner, W. H., Beardmore, A. P., et al. 2008a, The Astronomer's Telegram, 1676, 1
Barthelmy, S. D., Beardmore, A. P., Burrows, D. N., et al. 2008b, GRB Coordinates Network, 8113, 1
Bedin, L. R. & Fontanive, C. 2018, MNRAS, 481, 5339
Beloborodov, A. M. & Thompson, C. 2007, ApJ, 657, 967
Beniamini, P., Hotokezaka, K., van der Horst, A., & Kouveliotou, C. 2019, MNRAS, 487, 1426
Berger, E. 2014, ARA&A, 52, 43
Bibby, J. L., Crowther, P. A., Furness, J. P., & Clark, J. S. 2008, MNRAS, 386, L23
Blaauw, A. 1961, Bull. Astron. Inst. Netherlands, 15, 265
Bloom, J. S., Kulkarni, S. R., & Djorgovski, S. G. 2002, AJ, 123, 1111
Bochenek, C. D., Ravi, V., Belov, K. V., et al. 2020, Nature, 587, 59
Borkowski, K. J. & Reynolds, S. P. 2017, ApJ, 846, 13
Bray, J. C. & Eldridge, J. J. 2016, MNRAS, 461, 3747
Burns, E., Svinkin, D., Hurley, K., et al. 2021, ApJ, 907, L28
Cameró, A., Papitto, A., Rea, N., et al. 2014, MNRAS, 438, 3291
Camilo, F., Ransom, S. M., Halpern, J. P., et al. 2006, Nature, 442, 892
Camilo, F., Ransom, S. M., Peñalver, J., et al. 2007, ApJ, 669, 561
Cheng, S., Cummings, J. D., Ménard, B., & Toonen, S. 2020, ApJ, 891, 160
Cheong, P. C.-K., Pitik, T., Longo Micchi, L. F., & Radice, D. 2025, ApJ, 978, L38
Chevalier, R. A. & Fransson, C. 2001, ApJ, 558, L27
CHIME/FRB Collaboration, Andersen, B. C., Bandura, K. M., et al. 2020, Nature, 587, 54
Chrimes, A. A., Levan, A. J., Eldridge, J. J., et al. 2023, MNRAS, 522, 2029
Chrimes, A. A., Levan, A. J., Fruchter, A. S., et al. 2022a, MNRAS, 513, 3550
Chrimes, A. A., Levan, A. J., Fruchter, A. S., et al. 2022b, MNRAS, 512, 6093
Ciolfi, R., Kastaun, W., Giacomazzo, B., et al. 2017, Phys. Rev. D, 95, 063016
Clark, J. S., Ritchie, B. W., Najarro, F., Langer, N., & Negueruela, I. 2014, A&A, 565, A90
Coti Zelati, F., Rea, N., Pons, J. A., Campana, S., & Esposito, P. 2018, MNRAS, 474, 961
Davies, B., Figer, D. F., Kudritzki, R.-P., et al. 2009, ApJ, 707, 844
de Luca, A., Caraveo, P. A., Esposito, P., & Hurley, K. 2009, ApJ, 692, 158
De Luca, A., Caraveo, P. A., Mereghetti, S., Tiengo, A., & Bignami, G. F. 2006, Science, 313, 814
Deller, A. T., Camilo, F., Reynolds, J. E., & Halpern, J. P. 2012, ApJ, 748, L1
Dhillon, V. S., Marsh, T. R., Hulleman, F., et al. 2005, MNRAS, 363, 609
Dhillon, V. S., Marsh, T. R., Littlefair, S. P., et al. 2011, MNRAS, 416, L16
Dhillon, V. S., Marsh, T. R., Littlefair, S. P., et al. 2009, MNRAS, 394, L112
Ding, H., Lower, M. E., Deller, A. T., et al. 2024, ApJ, 971, L13
Dolphin, A. E. 2000, PASP, 112, 1383
Drew, J. E., Greimel, R., Irwin, M. J., et al. 2005, MNRAS, 362, 753
Duncan, R. C. & Thompson, C. 1992, ApJ, 392, L9
Durant, M. & van Kerkwijk, M. H. 2006a, ApJ, 650, 1070
Durant, M. & van Kerkwijk, M. H. 2006b, ApJ, 652, 576
Durant, M. & van Kerkwijk, M. H. 2006c, ApJ, 648, 534
Eftekhari, T., Dong, Y., Fong, W., et al. 2024, arXiv e-prints, arXiv:2410.23336
Eldridge, J. J., Langer, N., & Tout, C. A. 2011, MNRAS, 414, 3501
Eldridge, J. J., Stanway, E. R., Xiao, L., et al. 2017, PASA, 34, e058
Esposito, P., Rea, N., & Israel, G. L. 2021, in Astrophysics and Space Science Library, Vol. 461, Timing Neutron Stars: Pulsations, Oscillations and Explosions, ed. T. M. Belloni, M. Méndez, & C. Zhang, 97–142
Ferrario, L. & Wickramasinghe, D. 2006, MNRAS, 367, 1323

- Figer, D. F., Najjarro, F., Geballe, T. R., Blum, R. D., & Kudritzki, R. P. 2005, *ApJ*, 622, L49
- Fitzpatrick, E. L. 1999, *PASP*, 111, 63
- Fruchter, A. S. & Hook, R. N. 2002, *PASP*, 114, 144
- Fryer, C., Benz, W., Herant, M., & Colgate, S. A. 1999, *ApJ*, 516, 892
- Gaensler, B. M. & Chatterjee, S. 2008, *GRB Coordinates Network*, 8149, 1
- Gaensler, B. M., McClure-Griffiths, N. M., Oey, M. S., et al. 2005, *ApJ*, 620, L95
- Gaia Collaboration, Brown, A. G. A., Vallenari, A., et al. 2021, *A&A*, 649, A1
- Gaia Collaboration, Vallenari, A., Brown, A. G. A., et al. 2023, *A&A*, 674, A1
- Gerbrandt, S., Foster, T. J., Kothes, R., Geisbüsch, J., & Tung, A. 2014, *A&A*, 566, A76
- Giacomazzo, B. & Perna, R. 2013, *Astrophys. J.*, 771, L26
- Giacomazzo, B., Zrake, J., Duffell, P. C., MacFadyen, A. I., & Perna, R. 2015, *Astrophys. J.*, 809, 39
- Gies, D. R. & Bolton, C. T. 1986, *ApJS*, 61, 419
- Gogus, E., Woods, P., & Kouveliotou, C. 2008, *The Astronomer's Telegram*, 1677, 1
- Gordon, A. C., Fong, W.-f., Kilpatrick, C. D., et al. 2023, *ApJ*, 954, 80
- Götz, D., Mereghetti, S., Tiengo, A., & Esposito, P. 2006, *A&A*, 449, L31
- Göğüş, E., Woods, P. M., Kouveliotou, C., et al. 2010, *ApJ*, 722, 899
- Green, D. A. 2019, *Journal of Astrophysics and Astronomy*, 40, 36
- Green, G. 2018, *The Journal of Open Source Software*, 3, 695
- Green, G. M., Schlafly, E., Zucker, C., Speagle, J. S., & Finkbeiner, D. 2019, *ApJ*, 887, 93
- Greimel, R., Drew, J. E., Monguió, M., et al. 2021, *A&A*, 655, A49
- Gullón, M., Pons, J. A., Miralles, J. A., et al. 2015, *MNRAS*, 454, 615
- Hare, J., Pavlov, G. G., Posselt, B., et al. 2024, *ApJ*, 972, 176
- Harris, C. R., Millman, K. J., van der Walt, S. J., et al. 2020, *Nature*, 585, 357
- Helfand, D. J., Chatterjee, S., Briskin, W. F., et al. 2007, *ApJ*, 662, 1198
- Hobbs, G., Lorimer, D. R., Lyne, A. G., & Kramer, M. 2005, *MNRAS*, 360, 974
- Hollands, M. A., Koester, D., Alekseev, V., Herbert, E. L., & Gänsicke, B. T. 2017, *MNRAS*, 467, 4970
- Hulleman, F., Tennant, A. F., van Kerkwijk, M. H., et al. 2001, *ApJ*, 563, L49
- Hunter, J. D. 2007, *Computing in Science and Engineering*, 9, 90
- Ibrahim, A. Y., Borghese, A., Rea, N., et al. 2023, *ApJ*, 943, 20
- Israel, G., Covino, S., Mignani, R., et al. 2005, *A&A*, 438, L1
- Israel, G. L., Covino, S., Stella, L., et al. 2002, *ApJ*, 580, L143
- Jing, W. C., Han, J. L., Hong, T., et al. 2023, *MNRAS*, 523, 4949
- Kaplan, D. L., Chakrabarty, D., Wang, Z., & Wachter, S. 2009a, *ApJ*, 700, 149
- Kaplan, D. L., Chatterjee, S., Hales, C. A., Gaensler, B. M., & Slane, P. O. 2009b, *AJ*, 137, 354
- Kaspi, V. M. & Beloborodov, A. M. 2017, *ARA&A*, 55, 261
- Kirsten, F., Marcote, B., Nimmo, K., et al. 2022, *Nature*, 602, 585
- Kirsten, F., Snelders, M. P., Jenkins, M., et al. 2021, *Nature Astronomy*, 5, 414
- Kiuchi, K., Cerdá-Durán, P., Kyutoku, K., Sekiguchi, Y., & Shibata, M. 2015, *Phys. Rev. D*, 92, 124034
- Kiuchi, K., Reboul-Salze, A., Shibata, M., & Sekiguchi, Y. 2024, *Nature Astronomy*, 8, 298
- Klose, S., Henden, A. A., Geppert, U., et al. 2004, *ApJ*, 609, L13
- Kosugi, G., Ogasawara, R., & Terada, H. 2005, *ApJ*, 623, L125
- Kouveliotou, C., Dieters, S., Strohmayer, T., et al. 1998, *Nature*, 393, 235
- Kouveliotou, C., Strohmayer, T., Hurley, K., et al. 1999, *ApJ*, 510, L115
- Kremer, K., Piro, A. L., & Li, D. 2021, *ApJ*, 917, L11
- Kulkarni, S., Padamata, S., Gupta, A., Radice, D., & Kashyap, R. 2023, *Phys. Rev. D*, 108, 103023
- Lackey, B. D., Nayyar, M., & Owen, B. J. 2006, *Physical Review D*, 73, 024021
- Leahy, D. A. & Roger, R. S. 1996, *A&AS*, 115, 345
- Leahy, D. A. & Tian, W. W. 2007, *A&A*, 461, 1013
- Levan, A., Kouveliotou, C., & Fruchter, A. 2018, *ApJ*, 854, 161
- Levan, A. J., Wynn, G. A., Chapman, R., et al. 2006, *MNRAS*, 368, L1
- Lucas, P. W., Hoare, M. G., Longmore, A., et al. 2008, *MNRAS*, 391, 136
- Lyman, J. D., Levan, A. J., Wiersema, K., et al. 2022, *ApJ*, 926, 121
- Manchester, R. N., Hobbs, G. B., Teoh, A., & Hobbs, M. 2005, *AJ*, 129, 1993
- Margalit, B., Berger, E., & Metzger, B. D. 2019, *ApJ*, 886, 110
- Margalit, B. & Metzger, B. D. 2018, *The Astrophysical Journal Letters*, 868, L4
- Marsden, D., Lingenfelter, R. E., Rothschild, R. E., & Higdon, J. C. 2001, *ApJ*, 550, 397
- Martin, J., Rea, N., Torres, D. F., & Papitto, A. 2014, *MNRAS*, 444, 2910
- Mazets, E. P., Cline, T. L., Aptekar', R. L., et al. 1999, *Astronomy Letters*, 25, 635
- Mazets, E. P., Golentskii, S. V., Ilinskii, V. N., Aptekar, R. L., & Guryan, I. A. 1979, *Nature*, 282, 587
- Mereghetti, S. 2008, *A&A Rev.*, 15, 225
- Mereghetti, S. 2013, *Brazilian Journal of Physics*, 43, 356
- Mereghetti, S., Rigoselli, M., Salvaterra, R., et al. 2024, *Nature*, 629, 58
- Mereghetti, S., Savchenko, V., Ferrigno, C., et al. 2020, *ApJ*, 898, L29
- Metzger, B. D., Quataert, E., & Thompson, T. A. 2008, *MNRAS*, 385, 1455
- Mikkola, D., McMillan, P. J., Hobbs, D., & Wimarsson, J. 2022, *MNRAS*, 512, 6201
- Mondal, T. 2021, *ApJ*, 913, L12
- Motch, C., Pires, A. M., Haberl, F., & Schwope, A. 2007, *Ap&SS*, 308, 217
- Muñoz-Darias, T., de Ugarte Postigo, A., & Casares, J. 2016, *MNRAS*, 458, L114
- Muno, M. P., Clark, J. S., Crowther, P. A., et al. 2006, *ApJ*, 636, L41
- Narita, T., Uchida, H., Yoshida, T., Tanaka, T., & Tsuru, T. G. 2023, *ApJ*, 950, 137
- Nelemans, G., Yungelson, L. R., Portegies Zwart, S. F., & Verbunt, F. 2001, *A&A*, 365, 491
- Nomoto, K. 1987, *ApJ*, 322, 206
- Nomoto, K. & Kondo, Y. 1991, *ApJ*, 367, L19
- Nomoto, K., Miyaji, S., Sugimoto, D., & Yokoi, K. 1979, in *IAU Colloq. 53: White Dwarfs and Variable Degenerate Stars*, ed. H. M. van Horn, V. Weidemann, & M. P. Savedoff, 56
- Olausen, S. A. & Kaspi, V. M. 2014, *ApJS*, 212, 6
- Oppenheimer, J. R. & Volkoff, G. M. 1939, *Physical Review*, 55, 374
- Palenzuela, C., Aguilera-Mirret, R., Carrasco, F., et al. 2022, *Phys. Rev. D*, 106, 023013
- Palmer, D. M., Barthelmy, S., Gehrels, N., et al. 2005, *Nature*, 434, 1107
- Perez, F. & Granger, B. E. 2007, *Computing in Science and Engineering*, 9, 21
- Perna, R., Hernquist, L., & Narayan, R. 2000, *ApJ*, 541, 344
- Piro, A. L., Giacomazzo, B., & Perna, R. 2017, *The Astrophysical Journal Letters*, 844, L19
- Pizzolato, F., Colpi, M., De Luca, A., Mereghetti, S., & Tiengo, A. 2008, *ApJ*, 681, 530
- Popov, S. B. 2016, *Astronomical and Astrophysical Transactions*, 29, 183
- Poveda, A., Ruiz, J., & Allen, C. 1967, *Boletín de los Observatorios Tonantzintla y Tacubaya*, 4, 86
- Prasanna, T., Coleman, M. S. B., Raives, M. J., & Thompson, T. A. 2022, *MNRAS*, 517, 3008
- Predehl, P. & Schmitt, J. H. M. M. 1995, *A&A*, 293, 889
- Price-Whelan, A. M., Sipőcz, B. M., Günther, H. M., et al. 2018, *AJ*, 156, 123
- Raddi, R., Torres, S., Rebassa-Mansergas, A., et al. 2022, *A&A*, 658, A22
- Rea, N., Borghese, A., Esposito, P., et al. 2016, *ApJ*, 828, L13
- Rea, N., Gullón, M., Pons, J. A., et al. 2015, *ApJ*, 813, 92
- Rea, N., Israel, G. L., Turolla, R., et al. 2009, *MNRAS*, 396, 2419
- Rea, N., Testa, V., Israel, G. L., et al. 2004, *A&A*, 425, L5
- Reboul-Salze, A., Barrère, P., Kiuchi, K., et al. 2024, *arXiv e-prints*, arXiv:2411.19328
- Renzo, M., Zapartas, E., de Mink, S. E., et al. 2019, *A&A*, 624, A66
- Rigoselli, M., Mereghetti, S., Halpern, J. P., Gotthelf, E. V., & Bassa, C. G. 2024, *ApJ*, 976, 228
- Rowlinson, A., de Ruiter, I., Starling, R. L. C., et al. 2024, *MNRAS*, 534, 2592
- Ruiter, A. J., Ferrario, L., Belczynski, K., et al. 2019, *MNRAS*, 484, 698
- Sana, H., Le Bouquin, J. B., Lacour, S., et al. 2014, *ApJS*, 215, 15
- Sarin, N., Clarke, T. A., Magnall, S. J., et al. 2024, *ApJ*, 973, L20
- Sawai, H., Kotake, K., & Yamada, S. 2008, *ApJ*, 672, 465
- Schady, P., de Pasquale, M., Page, M. J., et al. 2008, in *American Institute of Physics Conference Series*, Vol. 1000, *Gamma-ray Bursts 2007*, ed. M. Galassi, D. Palmer, & E. Fenimore (AIP), 200–203
- Schlafly, E. F. & Finkbeiner, D. P. 2011, *ApJ*, 737, 103
- Schlegel, D. J., Finkbeiner, D. P., & Davis, M. 1998, *ApJ*, 500, 525
- Schneider, F. R. N., Ohlmann, S. T., Podsiadlowski, P., et al. 2020, *MNRAS*, 495, 2796
- Shah, V., Shin, K., Leung, C., et al. 2025, *ApJ*, 979, L21
- Shannon, R. M. & Johnston, S. 2013, *MNRAS*, 435, L29
- Sharma, K., Somalwar, J., Law, C., et al. 2023, *ApJ*, 950, 175
- Shen, G., Horowitz, C. J., & Teige, S. 2011, *Physical Review C*, 83, 035802
- Shen, H., Toki, H., Oyamatsu, K., & Sumiyoshi, K. 1998, *Nuclear Physics A*, 637, 435
- Shenar, T., Wade, G. A., Marchant, P., et al. 2023, *Science*, 381, 761
- Sherman, M. B., Ravi, V., El-Badry, K., et al. 2024, *MNRAS*, 531, 2379
- Sidharth, A. V., Shridharan, B., Mathew, B., et al. 2024, *A&A*, 690, A68
- Skrutskie, M. F., Cutri, R. M., Stiening, R., et al. 2006, *AJ*, 131, 1163
- Spruit, H. C. 2008, in *American Institute of Physics Conference Series*, Vol. 983, *40 Years of Pulsars: Millisecond Pulsars, Magnetars and More*, ed. C. Bassa, Z. Wang, A. Cumming, & V. M. Kaspi (AIP), 391–398
- Stanway, E. R. & Eldridge, J. J. 2018, *MNRAS*, 479, 75
- Tauris, T. M., Langer, N., & Podsiadlowski, P. 2015, *MNRAS*, 451, 2123
- Tauris, T. M., Sanyal, D., Yoon, S. C., & Langer, N. 2013, *A&A*, 558, A39
- Taylor, A. R., Gibson, S. J., Peracaula, M., et al. 2003, *AJ*, 125, 3145
- Tendulkar, S. P., Cameron, P. B., & Kulkarni, S. R. 2012, *ApJ*, 761, 76
- Tendulkar, S. P., Cameron, P. B., & Kulkarni, S. R. 2013, *ApJ*, 772, 31
- Testa, V., Mignani, R. P., Hummel, W., Rea, N., & Israel, G. L. 2018, *MNRAS*, 473, 3180
- Testa, V., Rea, N., Mignani, R. P., et al. 2008, *A&A*, 482, 607
- Thompson, C. & Duncan, R. C. 1993, *ApJ*, 408, 194
- Tody, D. 1986, in *Society of Photo-Optical Instrumentation Engineers (SPIE) Conference Series*, Vol. 627, *Instrumentation in astronomy VI*, ed. D. L. Crawford, 733

- Tong, H., Wang, W., Liu, X. W., & Xu, R. X. 2016, *ApJ*, 833, 265
- van der Horst, A. J., Connaughton, V., Kouveliotou, C., et al. 2010, *ApJ*, 711, L1
- Verbunt, F., Igoshev, A., & Cator, E. 2017, *A&A*, 608, A57
- Vink, J. & Kuiper, L. 2006, *MNRAS*, 370, L14
- Virtanen, P., Gommers, R., Oliphant, T. E., et al. 2020, *Nature Methods*, 17, 261
- Vrba, F. J., Henden, A. A., Luginbuhl, C. B., et al. 2000, *ApJ*, 533, L17
- Wang, Z., Chakrabarty, D., & Kaplan, D. L. 2006, *Nature*, 440, 772
- Waskom, M. L. 2021, *Journal of Open Source Software*, 6, 3021
- White, C. J., Burrows, A., Coleman, M. S. B., & Vartanyan, D. 2022, *ApJ*, 926, 111
- Woods, P. M., Gogus, E., & Kouveliotou, C. 2008, *The Astronomer's Telegram*, 1691, 1
- Xu, K. & Li, X.-D. 2019, *ApJ*, 877, 138
- Yoon, S. C., Podsiadlowski, P., & Rosswog, S. 2007, *MNRAS*, 380, 933
- Zane, S., Turolla, R., Nobili, L., & Rea, N. 2011, *Advances in Space Research*, 47, 1298
- Zhou, P., Zhou, X., Chen, Y., et al. 2020, *ApJ*, 905, 99

-
- ¹ European Space Agency (ESA), European Space Research and Technology Centre (ESTEC), Keplerlaan 1, 2201 AZ Noordwijk, the Netherlands
e-mail: ashley.chrimes@esa.int
- ² Department of Astrophysics/IMAPP, Radboud University, PO Box 9010, 6500 GL Nijmegen, The Netherlands
- ³ Department of Physics, University of Warwick, Gibbet Hill Road, CV4 7AL Coventry, United Kingdom
- ⁴ European Space Agency (ESA), European Space Astronomy Centre (ESAC), Camino Bajo del Castillo s/n, 28692 Villanueva de la Cañada, Madrid, Spain
- ⁵ Astrophysics Research Cluster, School of Mathematical and Physical Sciences, University of Sheffield, Sheffield, S3 7RH, United Kingdom
- ⁶ Instituto de Astrofísica de Canarias, E-38205 La Laguna, Tenerife, Spain
- ⁷ Scuola Universitaria Superiore IUSS Pavia, Palazzo del Broletto, piazza della Vittoria 15, I-27100 Pavia, Italy
- ⁸ School of Physics, University College Dublin, L.M.I. Main Building, Beech Hill Road, Dublin 4, D04 P7W1, Ireland
- ⁹ Space Telescope Science Institute, 3700 San Martin Drive, Baltimore, MD 21218, USA
- ¹⁰ AIM-CEA/DRF/Irfu/Département d'Astrophysique, CNRS, Université Paris-Saclay, Université de Paris Cité, Orme des Merisiers, F-91191 Gif-sur-Yvette, France
- ¹¹ University of Maryland, Baltimore County, Baltimore, MD 21250, USA
- ¹² NASA Goddard Space Flight Center, Greenbelt, MD 20771, USA
- ¹³ INAF-Osservatorio Astronomico di Roma, via Frascati 33, I-00078 Monte Porzio Catone, Italy
- ¹⁴ Department of Physics, The George Washington University, Corcoran Hall, 725 21st St NW, Washington, DC 20052, USA
- ¹⁵ GWU/Astronomy, Physics and Statistics Institute of Sciences (AP-SIS)
- ¹⁶ INAF - Istituto di Astrofisica Spaziale e Fisica Cosmica Milano, via E. Bassini 15, 20133, Milano, Italy
- ¹⁷ Janusz Gil Institute of Astronomy, University of Zielona Góra, ul Szafrana 2, 65-265, Zielona Góra, Poland
- ¹⁸ Department of Physics and Astronomy, Stony Brook University, Stony Brook, NY 11794-3800, USA
- ¹⁹ Institute of Space Sciences (ICE, CSIC), Campus UAB, Carrer de Can Magrans s/n, E-08193 Barcelona, Spain
- ²⁰ Institut d'Estudis Espacials de Catalunya (IEEC), 08860, Castelldefels (Barcelona), Spain
- ²¹ Isaac Newton Group of Telescopes, Apartado de Correos 321, E-38700 Santa Cruz de La Palma, Canary Islands, Spain
- ²² School of Physics and Astronomy, University of Leicester, University Road, Leicester, LE1 7RH, United Kingdom
- ²³ Centre for Astrophysics Research, University of Hertfordshire, College Lane, Hatfield, AL10 9AB, United Kingdom
- ²⁴ Astrophysics Research Centre, Keele University, Keele ST5 5BG, United Kingdom
- ²⁵ Mullard Space Science Laboratory, University College London, Holmbury St Mary, Dorking, Surrey RH5 6NT, UK