

Fact-Checking with Contextual Narratives: Leveraging Retrieval-Augmented LLMs for Social Media Analysis

Arka Ujjal Dey
University of Surrey
United Kingdom

Muhammad Junaid Awan
University of Surrey
United Kingdom

Georgia Channing
University of Oxford
United Kingdom

Christian Schroeder de Witt
University of Oxford
United Kingdom

John Collomosse
University of Surrey
United Kingdom

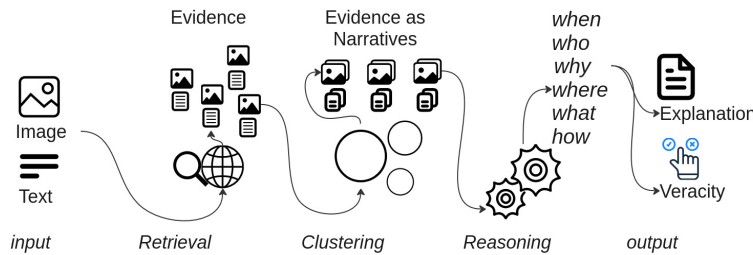


Figure 1: CRAVE is a fact-checking method that analyses multimodal claims, expressed in social media posts, to determine their veracity. It retrieves multimodal evidence, clusters it into distinct narratives, and uses an LLM with 5W1H (who, what, when, where, why, and how) reasoning to produce an interpretable explanation and veracity verdict.

Abstract

We propose CRAVE (Cluster-based Retrieval Augmented Verification with Explanation); a novel framework that integrates retrieval-augmented Large Language Models (LLMs) with clustering techniques to address fact-checking challenges on social media. CRAVE automatically retrieves multimodal evidence from diverse, often contradictory, sources. Evidence is clustered into coherent narratives, and evaluated via an LLM-based judge to deliver fact-checking verdicts explained by evidence summaries. By synthesizing evidence from both text and image modalities and incorporating agent-based refinement, CRAVE ensures consistency and diversity in evidence representation. Comprehensive experiments demonstrate CRAVE’s efficacy in retrieval precision, clustering quality, and judgment accuracy, showcasing its potential as a robust decision-support tool for fact-checkers.

CCS Concepts

• Information systems → Expert systems.

Keywords

Machine Learning, Fact-Checking, LLMs, Retrieval, Clustering

1 Introduction

Fact-checking has emerged as a critical task in the era of social media, where information spreads rapidly[2, 7, 38] and misinformation can have far-reaching consequences[3, 6, 19]. Automated fact-checking systems have gained traction as scalable solutions, yet they often grapple with challenges such as handling diverse

evidence sources, integrating multimodal data, and presenting comprehensive narratives. Traditional approaches [26, 27] focus on verifying factual claims against a static repository of information[1, 24, 28, 36], which may overlook nuances in evidence and context.

Recent advances in Large Language Models (LLMs) and Retrieval-Augmented Generation (RAG) have opened new avenues for building robust fact-checking frameworks. RAG has been shown effective in reducing factual inconsistencies (“hallucinations”) during text generation, making it attractive for fact-checking task[21, 25]. These models can access dynamic external knowledge, reason over complex evidence, and produce context-aware summaries. However, effectively leveraging these capabilities requires addressing several challenges: (1) how to retrieve relevant evidence efficiently, (2) how to cluster and organize potentially contradictory bodies of evidence into coherent narratives, and (3) how to generate holistic evaluations that incorporate these multiple perspectives.

In this work, we propose CRAVE (Cluster-based Retrieval Augmented Verification with Explanation); a novel framework that integrates retrieval-augmented LLMs with clustering techniques to identify, structure, and evaluate evidence for fact-checking social media posts. The framework is designed to process multi-modal inputs (text and images) and iteratively refine evidence through agent-based mechanisms. By clustering evidence into distinct narratives, and identifying external support (or otherwise) for those narratives, CRAVE enables the assessment of contentious topics that present with support from contradictory and noisy news sources. The contributions of CRAVE are threefold:

1. Narrative retrieval pipeline. We introduce a modular pipeline

integrating reverse image search, LLM-assisted text retrieval, and clustering to extract and organize evidence into narratives relevant to the claim to be checked.

2. Clustering and narrative extraction. We propose a clustering strategy to group evidence into distinct narratives, followed by agent-based refinement. Each cluster’s narrative undergoes iterative verification ensuring intra-cluster consistency to produce coherent bodies of evidence. By grouping conflicting sources into separate clusters, CRAVE preserves nuances among multiple perspectives rather than forcing the LLM to resolve all contradictions in a single prompt.

3. Cluster-based explainable judgment. An LLM judge synthesizes the refined clusters into a final verdict, explaining the decision using the multiple perspectives from the clustered narratives to highlight how narrative threads support or contradict the claim.

We validate CRAVE on multiple real-world and synthetic datasets, showing that breaking up evidence into narrative clusters improves both precision and recall of fact-checking decisions. Comprehensive experiments reveal that our cluster-based pipeline excels in retrieval precision, clustering quality, and final veracity judgments. Human evaluators also rank the explanations generated by CRAVE as more coherent and comprehensive than those generated by baseline systems.

2 Related work

Automated fact-checking systems deployed in practice commonly work by matching newly surfaced claims against a library of already fact-checked claims [16]. While efficient for well-known misinformation that periodically resurfaces, such systems struggle with novel or emerging misinformation. Research to date has mostly focused upon detecting intrinsic artifacts within a claim [23, 34] using synthetically generated datasets [1, 4, 23, 34]. Such black box detection methods often lack explainability and lag behind development in generative AI, so limiting their effectiveness and on novel misinformation.

Evidence-driven methods and datasets have been introduced to enhance the explainability of fact-checking frameworks. However, the evidence used is often curated and sanitized [1, 28]. As a result, methods such as [26, 27] achieve state-of-the-art results while bypassing the challenge of retrieving relevant evidence, which limits their applicability to real-world scenarios. Although these approaches are evidence-based, they are primarily data-driven trained classifiers that struggle to generalize across novel claims.

2.1 Retrieval of evidence

Effective verification of multimodal misinformation depends on locating reliable evidence, particularly for images reused out of context [1, 5, 26]. As identified in [16] evidence retrieval is still done primarily by human fact-checkers through manually constructing search terms. Prior works have demonstrated that incorporating reverse image search to find an image’s provenance and text-based search for contextual information can similarly improve automated fact-checking performance [1, 11, 29, 36]. Abdelnabi *et al.* were among the first to show that combining reverse image search with text retrieval improves scrutiny of multimedia claims. Since then,

other pipelines have extended such concepts to incorporate more robust retrieval modules or specialized knowledge. In [36] the authors extend their sources through WIKIDATA[39] and Wikichat[33] to enrich their image context, but the authors also note the limited effectiveness in non-Western contexts.

In real-world scenarios, fact-checking is complicated by how social media users often combine verbose or biased commentary with images unrelated to mainstream coverage. To address this, Dey *et al.* [11] introduced a feedback-driven approach in which an autonomous agent refines search terms iteratively to mimic a journalist’s evolving research strategy. Such iterative refinements allow the system to capture elusive evidence more effectively than a single-pass search, particularly when no direct textual match exists for the claim.

2.2 Reasoning with evidence

Data-driven fact-checking struggles with generalization, even when using external evidence. Prior supervised fact-checking models often overfit to specific patterns in training data and underperform on new domains. This was demonstrated by Tonglet *et al.* [36] who showed that state-of-the-art models [26, 27] degrade significantly on real-world datasets compared to curated benchmarks, likely due to domain mismatch. Moreover, even if external evidence is retrieved, many approaches simply score claim-evidence alignment in a single pass based on ranking, ignoring contradictory or ambiguous data. In contrast to the use of heuristics to rank evidence [26], we propose clustering distinct narratives and applying judgment that accounts for support or conflict from each cluster.

LLM prompt-based veracity judgment has been explored more recently, incorporating both example demonstrations and fine-tuning on training sets. Qi *et al.* [29] predicts veracity by detecting inconsistencies between the caption, image, and visual entities using a fine-tuned Multimodal Large Language Model (MLLM) InstructBLIP[8], and between the caption and text evidence using a frozen LLM [42]. The approach was extended to multiple debating LLMs in [20]. These approaches degrade when applied to images and entities with non-Western contexts that the MLLMs have not encountered during training. Thus [36] uses predicted context and claim text as input, employing a frozen LLAMA 3[15] with few-shot demonstrations to predict veracity. They also experiment with an LLM [17] fine-tuned on (predicted context, ground truth veracity) training pairs. However, the authors note that training on synthetic out of context data, which follow a different distribution than the real-world data, worsens performance compared to direct comparison without learning. One insight from such work is that minimal learning may be more robust for final classification if one can structure how the evidence is compared. In CRAVE, we explore this and focus on structured claim-evidence comparison by combining narrative clustering and LLM judgment. The concept of judgment based on different narratives is explored in [18], by having expert models argue for different answers. However, multi-turn debates pose the risk of one side dominating and unduly influencing the decision. In our approach, we simplify the process by using a single-step LLM judge that compares the generated narratives from the previous stage. This approach allows the judge to maintain greater control over the arguments considered, preventing any single viewpoint from influencing the outcome through prolonged interaction.




Figure 2: Overview of CRAVE: Given a claim (image + text), contained in a social media post, we retrieve evidence from reverse image and text-based searches. We then cluster the results into distinct narratives about the claim, selecting only visually relevant evidence (highlighted in red). Each narrative is compared to the claim in a prompt-based LLM to predict veracity and produce a judgment and explanation. Zoom in for details.

In summary, current research primarily focuses on debunking or verifying claims using ranked retrieved evidence. However, for divisive content, where different media outlets present conflicting narratives, fact-checking systems often fall short by failing to accommodate multiple perspectives. Community notes on X (formerly Twitter) illustrate how different user-sourced evidence can be used to support opposing views, leading to debate and engagement rather than a definitive verdict [10]. Arguably such an approach supports democratic discourse [40], but has not been leveraged in automated fact-checking work. CRAVE addresses this gap by using cluster-based, multimodal retrieval that can group evidence into coherent narratives, enabling LLMs to more effectively reason over long or conflicting inputs.

3 Cluster-based Retrieval Augmented Verification with Explanation

The objective of CRAVE (Fig. 2) is to predict and explain the veracity of a multimodal social media post P , which comprises an image I_p and accompanying text T_p , by leveraging external evidence. Our approach retrieves relevant evidence, organizes it into coherent narratives, and delivers a final veracity judgment. The approach comprises four key stages: evidence retrieval, clustering and narrative extraction, agent-based evidence refinement, and explainable judgment.

3.1 Evidence retrieval

The first step is to retrieve external evidence to contextualize the fact-checking process. News articles are retrieved from fact-checking databases (e.g., Snopes, PolitiFact, Full Fact) and news archives from diverse sources (e.g., BBC, The Guardian, Reuters, Al Jazeera), enabling us to deal with both resurfaced and novel fake content. The system retrieves evidence using two complementary methods:

Reverse image search. A reverse image search is conducted using the input image I_p , retrieving a set of evidence pairs $X_I = \{(I_i, T_i)\}_{i=1}^{n_I}$, where each pair (I_i, T_i) comprises an image I_i and its associated text T_i . Similar to [1, 11, 36], we use the Vision API [13] to perform reverse search. While [1] only uses the text entries from this reverse search, we use both returned evidence images and texts, similar to [11]. This forms the image-based evidence set X_I that represents the image context.

Text-based search. The input text T_p is used to generate search queries with the assistance of an LLM which is applied to the Programmable search API [14]. While the use of Programmable search has been seen in the past in [1, 11, 36], we take forward the idea of generating search terms and iterative searches introduced in [11]. These queries retrieve an additional set of pairs of evidence $X_T = \{(I_j, T_j)\}_{j=1}^{n_T}$, where each pair consists of an image I_j and an associated text T_j . Our text-based search improves upon its initial retrievals through comparison of the evidence text with the claim text, to refine the search term for H subsequent iterations leveraging an LLM to directly discover inconsistencies. We determine the inconsistency in terms of extracted named entities related to 5W1H (Who, What, When, Where, Why, and How) [35–37], with the search terms of the next iteration focused on entities not present in results from the current retrieval iteration. We try this for $H=3$ iterations, stopping before if we cannot find discrepancies in terms of 5W1H. This forms the text-based evidence set X_T .

The combined evidence set is represented as:

$$X = X_I \cup X_T.$$

3.2 Clustering and narrative extraction

Evidence clustering is one of our core contributions addressing several issues that arise in real-world fact-checking. First, web-scraped evidence is often noisy and contains irrelevant or contradictory information from diverse sources. As we later show, directly feeding

all this evidence to an LLM can lead to lower accuracy or overly simplistic judgments. By grouping similar pieces of evidence into coherent ‘narratives’, the LLM can focus on smaller, thematically consistent subsets of facts, mitigating the risk of overlooking an important detail. Second, clustering naturally separates conflicting claims into distinct clusters, enabling the system to reason about alternate viewpoints without conflating them. This is especially important for divisive content, where multiple sources may offer contradictory accounts of the same event.

The retrieved evidence set \mathcal{X} is clustered into $K = 4$ distinct groups using the K-means algorithm. Each piece of evidence from \mathcal{X} is first embedded into 384-dimensional dense vectors using Sentence Transformer [30], applied to its text component T . Our insights indicate that incorporating multimodal representations, such as image embeddings, could lead to degradation in classification performance due to the frequent pairing of identical images with conflicting text narratives. Each cluster C_k is then defined as:

$$C_k = (\mathcal{X}_{I_k}, \mathcal{X}_{T_k})$$

comprising of subset of evidence from reverse image search $\mathcal{X}_{I_k} \subseteq \mathcal{X}_I$ and text Based search $\mathcal{X}_{T_k} \subseteq \mathcal{X}_T$. \mathcal{X}_{I_k} or \mathcal{X}_{T_k} can also be empty for a cluster, denoting the lack of any evidence from reverse image search or text based search respectively. We emphasize that \mathcal{X}_I and \mathcal{X}_T , and thus also \mathcal{X}_{I_k} and \mathcal{X}_{T_k} , are sets of evidence, with each evidence comprising of a text and an image component and thus homogeneous in representation, and this notation distinction is only so that we can prioritize reverse search evidence during judgment.

Finally, a narrative N_k is selected for each cluster by taking the text component of the most representative element within C_k , measured as its distance from the centroid, yielding the final cluster representation:

$$C_k = (\mathcal{X}_{I_k}, \mathcal{X}_{T_k}, N_k)$$

The choice of K was determined through experimentation on 300 samples from the Real-world fake news benchmark Verite, as later analyzed in Table 3. These coherent clusters enable retrieval of targeted evidence in Sec. 3.3 and also allows us to deal with noisy web data during judgment, detailed in Sec. 3.4.

3.3 Agent-based evidence refinement

An instance of text-based search is applied, with $H=2$, to each cluster C_k to obtain cluster-specific evidence through the following targeted evidence retrieval. Additional queries are generated based on inconsistencies with the narrative N_k to augment the text-based evidence, forming a refined set \mathcal{X}'_{T_k} . The refined cluster representation becomes:

$$C'_k = (\mathcal{X}_{I_k}, \mathcal{X}'_{T_k}, N_k).$$

3.4 Explainable judgment

The refined clusters $\{C'_k\}_{k=1}^K$ and their associated narratives $\{N_k\}_{k=1}^K$ are evaluated by an LLM-based judge along with the original social media post P , to produce a veracity verdict and explanation. The verdict categories are:

- **True:** The post is factually accurate.
- **Misleading:** The post is factually inaccurate.
- **Not enough data:** Insufficient evidence to determine the veracity of the post.

Our Judgment Phase comprises key components of dealing with noisy evidence, comparison with the Claim leading to an interpretable explanation and coherent verdict.

3.4.1 Dealing with noisy evidence. Web-scraped evidence is often noisy and may not directly relate to the claim. This issue is exacerbated in older datasets, where images are frequently repurposed in different contexts across platforms. For verbose social media posts, retrieving relevant evidence relies on extracting factual search terms from claims. Additionally, if a claim’s images and text do not originate from published news articles, retrieval becomes more challenging since such content is rarely indexed by search engines. This challenge is further aggravated when the post is not in English or does not concern prominent Western contexts. Prior work highlights these limitations, such as for Spanish tweets [11] and image contextualization in East Africa and South Asia [36]. To handle noisy evidence, we employ two main strategies:

Visual threshold-based filtering. We filter evidence using an image similarity threshold, following prior approaches [11, 36]. Our visual features are extracted from pre-trained networks that capture key visual aspects: faces, scenes, and visual semantics. Faces are detected using [41], with the most prominent face embedded via [32], yielding $\mathcal{V}^{face} \in \mathbb{R}^{512}$. Scene information is extracted via a model trained on 365 place categories [43], producing $\mathcal{V}^{place} \in \mathbb{R}^{2048}$. Visual semantics are captured using [12], resulting in $\mathcal{V}^{sem} \in \mathbb{R}^{1000}$. The final visual representation of an image is:

$$\mathcal{V} = [\mathcal{V}^{face}, \mathcal{V}^{place}, \mathcal{V}^{sem}].$$

The cosine similarity between \mathcal{V}^{I_p} and \mathcal{V}^{I_k} defines the final similarity score of an evidence image $I_k \in C'_k$ with the claim image I_p . Following [36] we leverage the large training set of NewsCLIPpings to determine our similarity threshold of 0.9. Since reverse image searches are designed to retrieve high-quality, contextually relevant images, evidence with low visual similarity—typically originating from text-based searches—can be safely disregarded, as it is unlikely to offer meaningful context for verification.

Text-Based narrative clustering. While low visual similarity reliably indicates irrelevant evidence, text similarity alone is not a sufficient filtering criterion. Visually similar yet textually different evidence may indicate out-of-context usage rather than irrelevance. However texts with different narratives coupled with irrelevant texts—whether due to scraping failures or website restrictions—can introduce noise during decision-making. To address this, we use narrative clustering to group texts about related topics into similar clusters. This helps maintain distinct narratives while preventing conflicted narratives from being mixed.

By using visual similarity for filtering and clustering noisy textual evidence, we ensure that relevant evidence, even if contextually different, is retained and presented in a structured manner to the LLM for decision-making.

3.4.2 Prompt-based comparison and explanation. Our prompt, Fig.3, evaluates the veracity of a social media post $P = (T_p, I_p)$, consisting of a textual claim T_p and an associated image I_p , by leveraging clustered evidence obtained from both direct and reverse image search.

Each narrative cluster C'_k contains evidence from text-based search (\mathcal{X}_{T_k}) and evidence from reverse search (\mathcal{X}_{I_k}).

Narrative assessment. The judgment process begins with narrative assessment, where the LLM compares the textual content of each evidence item in C'_k against the claim text T_p . Unlike prior methods that treat context prediction as a standalone step [36], our method integrates contextual understanding directly into a unified prompting strategy. Using a 5W1H-inspired questioning framework—focusing on who, what, when, where, why, and how—the LLM evaluates alignment between the claim and evidence across five critical dimensions: named entities, dates, locations, key topics, and common objects. This entity-level comparison helps determine whether an evidence item supports the claim, conflicts with it, or lacks relevant content entirely. In real-world scenarios, each narrative cluster often includes a mixture of evidence with varying degrees of fine-grained support. Such variability introduces noise into the reasoning process, making it challenging to draw accurate conclusions if relying solely on the highest-ranked evidence within a narrative. To address this, we aggregate evidence holistically at the cluster level, treating each C'_k as a coherent narrative. Rather than favoring individual pieces of evidence in isolation, the LLM considers the collective alignment pattern within each cluster. The output of this stage is a structured set of alignment labels for each narrative, guiding further reasoning.

Reasoning with narratives. Following narrative assessment, where each narrative cluster C'_k is labeled based on entity-level alignment, the LLM proceeds to reason over these narratives to derive a final veracity decision. This reasoning process is grounded in the principle that narrative coherence, especially when supported by image provenance, is critical to verifying factual claims. Specifically, the LLM first identifies whether there exists any narrative cluster that both (i) contains valid reverse image search evidence (\mathcal{X}_{I_k}), and (ii) has been labeled as **Supports** during narrative assessment. If such a narrative is found, the post is immediately labeled as **True**. If no supporting narrative with valid reverse evidence is available, the model then checks for supporting narratives that contain only text-based evidence (\mathcal{X}_{T_k}). If at least one such narrative supports the claim, the label remains **True**. However, if all narratives—whether supported by image or text searches—are either labeled as **Conflicts** or **Irrelevant**, the post is ultimately labeled as **Misleading**. This structured approach ensures that multiple sources of evidence are considered in a tiered fashion, reducing the risk of false negatives or misclassifications due to noisy or incomplete top-ranked results. Finally, the LLM produces a natural language explanation grounded in the alignment rationale, clearly articulating the justification behind the final verdict and enhancing the transparency and interpretability of the model’s reasoning.

4 Datasets

4.1 Current datasets

Current misinformation datasets present several limitations that hinder the comprehensive analysis of real-world misinformation on social media. Many are synthetically generated [1, 23, 24], which while useful for specific evaluations, often fail to capture the nuanced and evolving nature of online misinformation.

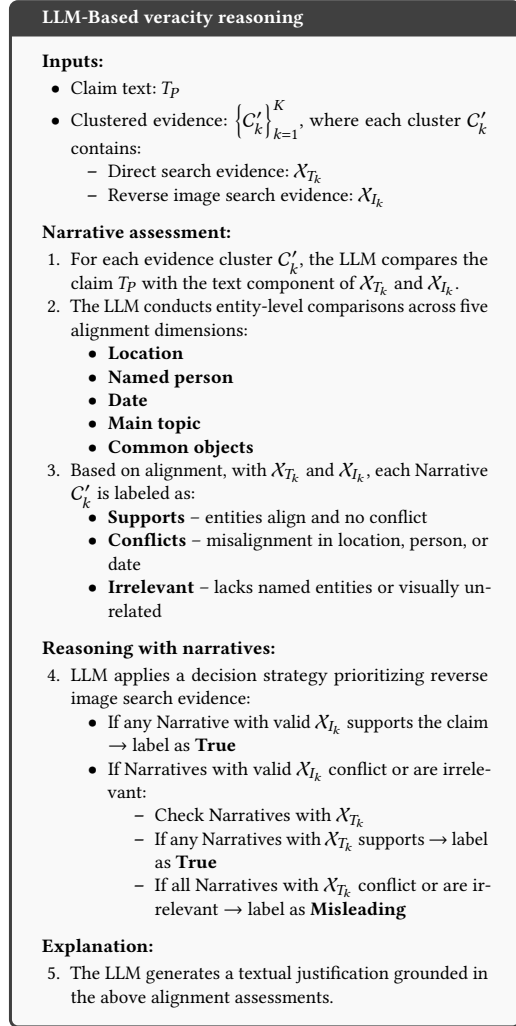


Figure 3: Reasoning protocol used by the LLM (GPT4) to assess the veracity of a post (T_p, I_p) using clustered direct (\mathcal{X}_{T_k}) and reverse image search (\mathcal{X}_{I_k}) evidence. Narrative assessment includes comparison and labeling, while reasoning prioritizes reverse image evidence to determine a final verdict.

In [24], some true samples used generic file images unrelated to the claim text, with their truth determined by the context in which news websites used these images. Evidence collected by [1] at the time aligned with this context, but many of these images have since been repurposed, causing misalignment in reverse image search evidence. Moreover, these datasets may not adequately reflect the linguistic complexities, contextual variations, and multimodal characteristics of real-world fake news.

Thus it is important to focus on real-world fake news datasets as introduced in [28, 36]. However, these datasets contain curated and sanitized evidence, which bypasses the significant challenge of retrieving relevant information from the vast and noisy web in practical scenarios. This is particularly problematic when dealing with divisive content, where different media outlets and individuals

may present conflicting narratives and supporting evidence, a phenomenon often overlooked by traditional fact-checking models that tend to seek a singular truth. Consequently, there is a pressing need for datasets that better represent the complexities of real-world fake news, especially those surrounding topics where differing opinions and diverse sources contribute to a fragmented information landscape.

5 Experiments and results

5.1 Comparison against state-of-the-art

We focus our efforts on real-world fake news datasets where evidence retrieval and refinement can be more effectively applied to improve performance. Table 1 demonstrates that the binary Veracity prediction results of our zero-shot model CRAVE improve upon the state-of-the-art results on both real-world datasets Verite and 5PilsOOC, and the Synthetic dataset MMFakeBench for trained and zero-shot models alike. For NewsCLIPpings, due to the issues outlined in Sec. 4.1, we refrain from evidence collection or refinement, instead use the evidence provided [1]. We apply an ablated version of CRAVE that uses only the Judgment step, achieving competitive results with the zero-shot model COVE, though not matching the performance of fully trained models.

5.2 Ablation studies

Table 2 demonstrates the effectiveness of iterative refinement during text evidence \mathcal{X}_T retrieval which leads to improved scores across datasets. Clustering of all evidence into distinct narratives leads to improved veracity prediction compared to taking the maximally similar evidence. Finally Agentic Retrieval of \mathcal{X}_{T_k} based on K individual narrative clusters leads to further improvements for all datasets except Verite, this could be attributed to the lack of novel evidence retrieval that is already not part of the evidence set.

5.3 Ablation Studies on Clustering

For the veracity prediction task, we experiment with K-means, based on text embedding of the evidence, and prompt-based GPT 4 clustering on a subset (300 samples) of Verite. Row 1 in Table 3 denotes the initial veracity when taking the maximally similar evidence before clustering, and is thus the same for all methods. Row 2 denotes the performance when the judgment prompt uses the formed clusters using different clustering schemes.

We observe that K-means with $K = 8$ provides the best performance, as it allows the LLM to more easily identify True Claims, which often form exact matches within a single cluster. However, this high cluster count complicates the refinement stage, as agents at $K = 8$ perform individual searches for refinement. With $H = 2$ searches, the total number of searches increases from 80 for $K = 4$ to 160 for $K = 8$, making the $K = 8$ setup resource-intensive and unrealistic when applying to multiple datasets. As a result, we select $K = 4$ for our design.

We also compare against a GPT-4 prompt-based clustering. While the initial clustering did not yield better judgments, GPT-4 often excluded irrelevant evidence from the clusters. As a result, in Row 3, we observe that using GPT-4 clusters for refining evidence led to the largest improvement in our ablated model, where we select the maximally similar evidence for veracity prediction.

The clustering performance metrics, in Table 4, reveal key insights into the effectiveness of different methods across the real-world datasets 5PilsOOC, Verite, and DP. The evaluation metrics include the average silhouette score (Sil)[31] (indicating cluster cohesion and separation, with higher values being better) and the Davies-Bouldin(DB)[9] index (where lower values indicate better-defined clusters). Overall, K-means clustering consistently outperforms spectral clustering, with K-means using 8 clusters achieving the highest silhouette scores and lowest Davies-Bouldin indices across all datasets, indicating well-defined and compact clusters. In contrast, spectral clustering struggles, particularly as the number of clusters increases, showing lower silhouette scores and higher DB indices, which suggests less optimal separation. Dataset-specific trends also emerge, with 5PilsOOC exhibiting the best clustering structure, while Verite appears to be the most challenging, as indicated by its lower silhouette scores, especially for spectral clustering. The DP dataset follows a similar trend to 5PilsOOC, reinforcing the overall superiority of K-means. These results suggest that K-means with a higher number of clusters (e.g., 8) is the most effective method for these datasets, while spectral clustering may not be as well suited due to its lower cohesion and separation performance.

5.4 Baseline performance using MLLMs

Table 5 compares Multimodal Large Language Models (MLLMs) with our CRAVE framework on the binary veracity prediction task. For both InstructBLIP [8] and LLAVA [22], we use Vicuna-13B [42] as the underlying language model. All models are evaluated on the same input: the claim and the retrieved evidence. However, performance varies significantly due to how they process and reason over noisy, multimodal contexts.

We report results for three configurations: **C** (claim-only), **V** (claim with both images and text as evidence), and **T** (claim with text-only evidence). Since LLAVA cannot process multiple images at once, we report only the **T** configuration for LLAVA, using the text component of the evidence.

When relying solely on the claim (denoted as **C**), MLLMs exhibit limited predictive power, reflecting their restricted commonsense or factual grounding in the absence of external evidence. This is evident from the relatively low performance of both InstructBLIP and LLAVA under this setting. Upon incorporating retrieved evidence, the behavior of the models varies considerably. LLAVA, using text-based evidence (**T**), consistently improves. In contrast, InstructBLIP shows more volatility, with performance degrading in some datasets, particularly when using image-based evidence. This highlights the challenges MLLMs face when integrating noisy or conflicting multimodal evidence.

A key insight is the stronger role of language in reasoning. Both MLLMs perform better with text-based evidence (**T**) than with image-based evidence (**V**). This suggests that language provides clearer cues for claim verification, especially in misinformation contexts where images may be reused or repurposed across narratives. This aligns with CRAVE’s design, which relies on language for decision-making, using visual cues only to filter evidence.

CRAVE’s superior performance stems from its ability to structure and disambiguate noisy evidence. Rather than reasoning over large, unfiltered contexts, CRAVE organizes evidence into coherent

Method	Verite			MMFakeBench		5PilsOOc		NewsCLiPpings		DP	
	T/F	T/O	T/M	T/F	T/O	T/O	T/O	T/O	T/F		
MMbase[23]	-	-	-	0.76	-	-	-	-	-		
AITR [27]	0.52(<i>0.55</i>)	0.73(<i>0.80</i>)	0.52(<i>0.49</i>)	0.59	0.49 (<i>0.52</i>)	0.90	0.64				
MUSE [27]	0.53(<i>0.57</i>)	0.74(<i>0.80</i>)	0.52(<i>0.51</i>)	0.58	0.49	0.89	0.63				
RED-DOT[26]	-	0.76	-	0.60	0.46	0.88	0.61				
COVE [36]	-	-	-	-	0.58	0.86	-				
CRAVE	0.82	0.80	0.80	0.78	0.81	0.85	0.73 (0.64)				

Table 1: Accuracy comparison against state-of-the-art, across datasets. T/O : True versus OOC, T/F : True versus Fake, T/M: True versus Misp captioned. For Verite T/F, we consider both OOC and Misp captioned to be fake. We report the accuracy using the evidence that came with the datasets in Italics. For NewsCLiPpings we don’t collect evidence and use the evidence that came with the dataset. For DP, the numbers in parentheses indicate the accuracy only using the community notes as evidence.

\mathcal{X}_T Refine	Cluster Judge	\mathcal{X}_{T_k} Refine	Verite		MMFakebench		5PilsOOc		NewsCLiPpings		DP	
			Acc	F1	Acc	F1	Acc	F1	Acc	F1	Acc	F1
×	×	×	0.75	0.74	0.71	0.68	-	-	0.65	0.65	-	-
×	✓	×	0.82	0.81	0.75	0.71	-	-	0.85	0.85	-	-
✓	×	×	0.74	0.73	0.72	0.71	0.72	0.71	-	-	0.62	0.61
✓	×	×	0.84	0.83	0.76	0.74	0.81	0.81	-	-	0.73	0.73
✓	✓	✓	0.82	0.82	0.78	0.76	0.81	0.81	-	-	0.73	0.73

Table 2: Ablation Studies: Improvements due to text evidence refinement (\mathcal{X}_T Refine), Clustering before judgment(Cluster Judge) and Evidence refinement per cluster (\mathcal{X}_{T_k} Refine).

	Kmeans K=2		Kmeans K=4		Kmeans K=8		GPT4 K ≤ 4	
	Acc	F1	Acc	F1	Acc	F1	Acc	F1
CRAVE(max) before	0.74	0.73	0.74	0.73	0.74	0.73	0.74	0.73
CRAVE	0.79	0.78	0.80	0.79	0.83	0.82	0.79	0.78
CRAVE(max) after	0.73	0.72	0.75	0.74	0.75	0.73	0.77	0.76

Table 3: Effect of cluster Size K on veracity prediction: Increasing cluster size K improves veracity prediction but raises search costs; we fix K=4 for tractability.

Method	k	5PilsOOc		Verite		DP	
		Sil ↑	DB ↓	Sil ↑	DB ↓	Sil ↑	DB ↓
kmeans	2	0.29	1.31	0.25	1.46	0.29	1.28
	4	0.32	1.19	0.28	1.26	0.30	1.18
	8	0.35	0.78	0.31	0.81	0.33	0.78
spectral	2	0.25	1.55	0.21	1.70	0.24	1.54
	4	0.19	1.47	0.18	1.50	0.19	1.46
	8	0.13	1.18	0.11	1.20	0.11	1.20

Table 4: Cluster coherence metrics for different methods and values of k. For all datasets, k-means consistently outperforms spectral clustering across all values of k. Additionally, as k increases, the Silhouette score generally improves, while the Davies-Bouldin index decreases, indicating better cluster coherence for both methods.

narrative clusters, enabling it to evaluate claims against dominant narratives instead of isolated fragments. This structure-aware approach minimizes confusion from conflicting sources and focuses decision-making on linguistically consistent, relevant information.

Additionally, unlike MLLMs—whose performance may be skewed by biases from pretraining on large-scale web data—CRAVE is less influenced by domain priors or cultural biases. This is particularly advantageous in datasets like 5PilsOOc and DP, where MLLMs struggle with claims from underrepresented regions or

topics. CRAVE’s zero-shot approach and reliance on structured narratives lead to more robust decision-making, regardless of cultural or regional context.

In summary, while MLLMs show potential with textual evidence (T), their lack of structural reasoning and sensitivity to noisy evidence limit their utility for veracity prediction. CRAVE overcomes these challenges through structured narrative alignment and language-based reasoning, providing more robust and generalizable performance across diverse misinformation scenarios.

Method	Verite		MMFakebench		5PilsOOc		NewsCLiPpings		DP	
	Acc	F1	Acc	F1	Acc	F1	Acc	F1	Acc	F1
InstructBLIP(C)	0.50	0.51	0.50	0.52	0.55	0.54	0.55	0.55	0.54	0.54
InstructBLIP(V)	0.63	0.56	0.62	0.59	0.50	0.46	0.50	0.45	0.40	0.34
InstructBLIP(T)	0.56	0.52	0.50	0.51	0.50	0.49	0.47	0.44	0.43	0.40
LLAVA(C)	0.66	0.56	0.68	0.65	0.53	0.38	0.54	0.45	0.40	0.27
LLAVA(T)	0.68	0.63	0.71	0.70	0.60	0.54	0.69	0.67	0.49	0.45
CRAVE	0.82	0.82	0.78	0.76	0.81	0.81	0.85	0.85	0.73	0.73

Table 5: Comparison against MLLMs across datasets. C denotes models using only the Claim. V denotes the version using both images and text as evidence, and T denotes versions using only the text component of the evidence.

6 User Study: Explanation quality and preference

We evaluate the quality of and preferences for CRAVE-generated explanations through user studies. The evaluation is divided into two studies. In the first study, we assess the clarity and comprehensiveness of the generated explanations, while in the second study, we compare the preference for the generated explanation over community notes.

6.1 Study 1: Clarity and comprehensiveness evaluation

To assess the quality of fact-checking explanations produced by our system, we conducted a human evaluation using Amazon Mechanical Turk (AMT). Participants were shown a news story along with a set of retrieved narrative facts, the system-generated veracity prediction, and the system-generated explanation. Their task was to rate the explanation on two dimensions: clarity and comprehensiveness. Clarity refers to how easy the explanation is to understand, and comprehensiveness measures the extent to which the explanation incorporates key facts to justify the verdict. Ratings were provided on a 5-point Likert scale (using discrete values 1, 3,

and 5). AMT workers were filtered to include only those who spent more than one minute on the task and had a historical approval rate above 95%; out of 56 participants, 39 met these criteria. Table 6 summarizes the evaluation statistics for both LLM-generated scores and the filtered AMT evaluations. While the participants were not aware of the ground truth, we partitioned the scores for correct and incorrect predictions. The data indicate that explanations for correct predictions generally receive higher clarity scores than those under incorrect predictions. For example, LLM evaluations show an average clarity score of 3.28 for correct predictions versus 2.99 for incorrect ones. AMT evaluations yield higher scores overall. Underscoring the value of human judgment in assessing explanation quality to detect nuances in explanation quality more reliably.

Source / Condition	Workers	Comprehensiveness				Clarity			
		1	3	5	Avg	1	3	5	Avg
LLM Overall	N/A	99	387	122	3.08	47	455	106	3.19
LLM Correct	N/A	47	293	94	3.22	16	342	76	3.28
LLM Incorrect	N/A	52	94	28	2.72	31	113	30	2.99
AMT Overall	39	156	872	586	3.53	162	780	672	3.63
AMT Correct	36	115	628	425	3.53	111	569	488	3.65
AMT Incorrect	24	41	244	161	3.54	51	211	184	3.60

Table 6: Evaluation statistics for CRAVE explanation quality. For each participant (LLM, AMT) and partition (Overall, Correct predictions, Incorrect predictions), the table reports counts for ratings along with the average score for both comprehensiveness and clarity.

6.2 Study 2: Preference comparison of explanations

In the second study, we examine the preference between two types of explanations for a news story: the user-generated explanation (community notes) and the system-generated explanation. The task is to select the explanation that is more intuitive, clear, and concise, and that better supports the story’s ground truth veracity. Table 7 presents the preference fractions from both LLM and AMT workers. While LLM assessments show a preference of 67.11% for the CRAVE-generated explanation compared to 32.89% for the user explanation, AMT workers—based on a sample of 10 workers—exhibited a preference of 57.66% for the fact-checker explanation versus 42.34% for the user-generated notes. These findings suggest that, across both evaluation modalities, the system-generated explanation is consistently viewed as more effective in conveying the veracity of the story.

Source	User Explanation (Notes)	CRAVE Explanation	Workers
LLM	32.89%	67.11%	N/A
AMT	42.34%	57.66%	10

Table 7: Preference for explanation amongst LLM and AMT worker: Both LLM and AMT workers prefer CRAVE explanations over Community Notes.

7 Limitations

Figure 4 presents qualitative examples highlighting key factors behind misclassifications, linked to three main limitations of the current framework. First, the model struggles when an image is

widely reused in fabricated contexts across multiple sources, allowing the dominant fake narrative to skew retrieval results (e.g., the leftmost mountain landscape). Second, the system treats all sources equally, without factoring in domain credibility—amplifying the influence of low-credibility outlets. Third, while 5W1H-based contextualization helps flag surface-level inconsistencies (e.g., named entities), it misses subtler linguistic cues necessary for disambiguating misinformation, as shown in the second sample. The third and fourth examples illustrate failures in verifying true claims, mainly due to the lack of retrievable evidence—often caused by scraping limitations. In such cases, images are retrieved, but the accompanying text from source sites is inaccessible. Lastly, some errors stem from questionable dataset labels, as seen in the final example.



Figure 4: Misclassified samples are color-coded—orange for those labeled ‘True’, blue for those labeled ‘Fake’. A sample with a questionable ground-truth label (‘True’) is shown in grey. Zoom in for details

8 Conclusion

We introduced CRAVE, a novel framework designed to address multimodal misinformation on social media. CRAVE first organizes retrieved evidence into coherent narrative clusters and then employs an LLM as a judge to assess the veracity of claims based on these narratives. By reasoning over contextualized clusters, CRAVE achieves state-of-the-art performance in zero-shot veracity prediction across multiple datasets, including Verite, MMFakeBench, and 5PilsOOC. Our user study further demonstrates that CRAVE’s explanations are perceived as coherent and comprehensive in many cases, even preferred over community-generated notes. Future directions for CRAVE including improving robustness against pervasively reused images and mitigating occasional issues with subtle linguistic cues.

References

- [1] Sahar Abdelnabi, Rakibul Hasan, and Mario Fritz. 2022. Open-domain, content-based, multi-modal fact-checking of out-of-context images via online resources. In *Proceedings of the IEEE/CVF conference on computer vision and pattern recognition*. 14940–14949.
- [2] Esma Aïmeur, Sabine Amri, and Gilles Brassard. 2023. Fake news, disinformation and misinformation in social media: a review. *Social Network Analysis and Mining* 13, 1 (2023), 30.
- [3] Hunt Allcott and Matthew Gentzkow. 2017. Social media and fake news in the 2016 election. *Journal of economic perspectives* 31, 2 (2017), 211–236.
- [4] Shivangi Aneja, Chris Bregler, and Matthias Nießner. 2021. Cosmos: Catching out-of-context misinformation with self-supervised learning. *arXiv preprint arXiv:2101.06278* (2021).
- [5] Tobias Braun, Mark Rothermel, Marcus Rohrbach, and Anna Rohrbach. 2025. DEFAME: Dynamic Evidence-based Fact-checking with Multimodal Experts. arXiv:2412.10510 [cs.CV] <https://arxiv.org/abs/2412.10510>
- [6] Maria Mercedes Ferreira Caceres, Juan Pablo Sosa, Jannel A Lawrence, Cristina Sestacovschi, Atiyah Tidd-Johnson, Muhammad Haseeb UI Rasool, Vinay Kumar

- Gadamidi, Saleha Ozair, Krupal Pandav, Claudia Cuevas-Lou, et al. 2022. The impact of misinformation on the COVID-19 pandemic. *AIMS public health* 9, 2 (2022), 262.
- [7] Nicole A Cooke. 2017. Posttruth, truthiness, and alternative facts: Information behavior and critical information consumption for a new age. *The library quarterly* 87, 3 (2017), 211–221.
- [8] Wenliang Dai, Junnan Li, Dongxu Li, Anthony Meng Huat Tiong, Junqi Zhao, Weisheng Wang, Boyang Li, Pascale Fung, and Steven Hoi. 2023. InstructBLIP: Towards General-purpose Vision-Language Models with Instruction Tuning. arXiv:2305.06500 [cs.CV] <https://arxiv.org/abs/2305.06500>
- [9] David L Davies and Donald W Bouldin. 1979. A cluster separation measure. *IEEE transactions on pattern analysis and machine intelligence* 2 (1979), 224–227.
- [10] Soham De, Michiel A Bakker, Jay Baxter, and Martin Saveski. 2024. Super-notes: Driving Consensus in Crowd-Sourced Fact-Checking. *arXiv preprint arXiv:2411.06116* (2024).
- [11] Arka Ujjal Dey, Artemis Llabrés, Ernest Valveny, and Dimosthenis Karatzas. 2024. Retrieval Augmented Verification for Zero-Shot Detection of Multimodal Disinformation. *arXiv preprint arXiv:2404.10702* (2024).
- [12] Alexey Dosovitskiy, Lucas Beyer, Alexander Kolesnikov, Dirk Weissenborn, Xi-aohua Zhai, Thomas Unterthiner, Mostafa Dehghani, Matthias Minderer, Georg Heigold, Sylvain Gelly, et al. 2020. An image is worth 16x16 words: Transformers for image recognition at scale. *arXiv preprint arXiv:2010.11929* (2020).
- [13] Google. 2025. Google Vision API: Detect Web Entities and Pages. <https://cloud.google.com/vision/docs/detecting-web>.
- [14] Google. 2025. Programmable Search Engine. <https://developers.google.com/custom-search/v1/overview>.
- [15] Aaron Grattafiori, Abhimanyu Dubey, Abhinav Jauhri, Abhinav Pandey, Abhishek Kadian, Ahmad Al-Dahle, Aiesha Letman, Akhil Mathur, Alan Schelten, Alex Vaughan, et al. 2024. The llama 3 herd of models. *arXiv preprint arXiv:2407.21783* (2024).
- [16] D Graves. 2018. Understanding the promise and limits of automated fact-checking. *Reuters Institute for the Study of Journalism* (2018).
- [17] Pengcheng He, Jianfeng Gao, and Weizhu Chen. 2021. Debertav3: Improving deberta using electra-style pre-training with gradient-disentangled embedding sharing. *arXiv preprint arXiv:2111.09543* (2021).
- [18] Akbir Khan, John Hughes, Dan Valentine, Laura Ruis, Kshitij Sachan, Ansh Radhakrishnan, Edward Grefenstette, Samuel R Bowman, Tim Rocktäschel, and Ethan Perez. 2024. Debating with more persuasive llms leads to more truthful answers. *arXiv preprint arXiv:2402.06782* (2024).
- [19] Nir Kshetri and Jeffrey Voas. 2017. The economics of “fake news”. *IT Professional* 19, 6 (2017), 8–12.
- [20] Kumud Lakara, Georgia Channing, Juil Sock, Christian Rupprecht, Philip Torr, John Collomosse, and Christian Schroeder de Witt. 2025. LLM-Consensus: Multi-Agent Debate for Visual Misinformation Detection. arXiv:2410.20140 [cs.AI] <https://arxiv.org/abs/2410.20140>
- [21] Patrick Lewis, Ethan Perez, Aleksandra Piktus, Fabio Petroni, Vladimir Karpukhin, Naman Goyal, Heinrich Küttler, Mike Lewis, Wen-tau Yih, Tim Rocktäschel, et al. 2020. Retrieval-augmented generation for knowledge-intensive nlp tasks. *Advances in neural information processing systems* 33 (2020), 9459–9474.
- [22] Haotian Liu, Chunyuan Li, Yuheng Li, and Yong Jae Lee. 2024. Improved Baselines with Visual Instruction Tuning. arXiv:2310.03744 [cs.CV] <https://arxiv.org/abs/2310.03744>
- [23] Xuannan Liu, Zekun Li, Peipei Li, Shuhan Xia, Xing Cui, Linzhi Huang, Huaibo Huang, Weihong Deng, and Zhaofeng He. 2024. Mmfakebench: A mixed-source multimodal misinformation detection benchmark for vlms. *arXiv preprint arXiv:2406.08772* (2024).
- [24] Grace Luo, Trevor Darrell, and Anna Rohrbach. 2021. Newsclippings: Automatic generation of out-of-context multimodal media. *arXiv preprint arXiv:2104.05893* (2021).
- [25] Yuki Momii, Tetsuya Takiguchi, and Yasuo Arikai. 2024. RAG-Fusion Based Information Retrieval for Fact-Checking. In *Proceedings of the Seventh Fact Extraction and VERification Workshop (FEVER)*. 47–54.
- [26] Stefanos-Iordanis Papadopoulos, Christos Koutlis, Symeon Papadopoulos, and Panagiotis C. Petrantonakis. 2024. RED-DOT: Multimodal Fact-checking via Relevant Evidence Detection. arXiv:2311.09939 [cs.MM] <https://arxiv.org/abs/2311.09939>
- [27] Stefanos-Iordanis Papadopoulos, Christos Koutlis, Symeon Papadopoulos, and Panagiotis C Petrantonakis. 2024. Similarity over Factuality: Are we making progress on multimodal out-of-context misinformation detection? *arXiv preprint arXiv:2407.13488* (2024).
- [28] Stefanos-Iordanis Papadopoulos, Christos Koutlis, Symeon Papadopoulos, and Panagiotis C Petrantonakis. 2024. Verite: a robust benchmark for multimodal misinformation detection accounting for unimodal bias. *International Journal of Multimedia Information Retrieval* 13, 1 (2024), 4.
- [29] Peng Qi, Zehong Yan, Wynne Hsu, and Mong Li Lee. 2024. Sniffer: Multimodal large language model for explainable out-of-context misinformation detection. In *Proceedings of the IEEE/CVF conference on computer vision and pattern recognition*. 13052–13062.
- [30] Nils Reimers and Iryna Gurevych. 2019. Sentence-BERT: Sentence Embeddings using Siamese BERT-Networks. In *Proceedings of the 2019 Conference on Empirical Methods in Natural Language Processing*. Association for Computational Linguistics. <https://arxiv.org/abs/1908.10084>
- [31] Peter J Rousseeuw. 1987. Silhouettes: a graphical aid to the interpretation and validation of cluster analysis. *Journal of computational and applied mathematics* 20 (1987), 53–65.
- [32] Florian Schroff, Dmitry Kalenichenko, and James Philbin. 2015. Facenet: A unified embedding for face recognition and clustering. In *CVPR*.
- [33] Sina J Semmani, Violet Z Yao, Heidi C Zhang, and Monica S Lam. 2023. WikiChat: Stopping the hallucination of large language model chatbots by few-shot grounding on Wikipedia. *arXiv preprint arXiv:2305.14292* (2023).
- [34] Rui Shao, Tianxing Wu, and Ziwei Liu. 2023. Detecting and grounding multimodal media manipulation. In *Proceedings of the IEEE/CVF Conference on Computer Vision and Pattern Recognition*. 6904–6913.
- [35] Jonathan Tonglet, Marie-Francine Moens, and Iryna Gurevych. 2024. “Image, Tell me your story!” Predicting the original meta-context of visual misinformation. *arXiv preprint arXiv:2408.09939* (2024).
- [36] Jonathan Tonglet, Gabriel Thiem, and Iryna Gurevych. 2025. COVE: Context and VEracity prediction for out-of-context images. *arXiv preprint arXiv:2502.01194* (2025).
- [37] S. Urbani. 2020. Verifying Online Information. *Essential Guides* (2020). <https://firstdraftnews.org/articles/verifying-online-information-the-absolute-essentials/> Published in 2022.
- [38] Soroush Vosoughi, Deb Roy, and Sinan Aral. 2018. The spread of true and false news online. *science* 359, 6380 (2018), 1146–1151.
- [39] Denny Vrandečić and Markus Krötzsch. 2014. Wikidata: a free collaborative knowledgebase. *Commun. ACM* 57, 10 (2014), 78–85.
- [40] Nathan Walter and Nikita A Salovich. 2021. Unchecked vs. uncheckable: How opinion-based claims can impede corrections of misinformation. *Mass communication and society* 24, 4 (2021), 500–526.
- [41] Kaipeng Zhang, Zhanpeng Zhang, Zhifeng Li, and Yu Qiao. 2016. Joint face detection and alignment using multitask cascaded convolutional networks. *IEEE signal processing letters* 23, 10 (2016), 1499–1503.
- [42] Lianmin Zheng, Wei-Lin Chiang, Ying Sheng, Siyuan Zhuang, Zhanghao Wu, Yonghao Zhuang, Zi Lin, Zhuohan Li, Dacheng Li, Eric P Xing, Hao Zhang, Joseph E. Gonzalez, and Ion Stoica. 2023. Judging LLM-as-a-judge with MT-Bench and Chatbot Arena. arXiv:2306.05685 [cs.CL]
- [43] Bolei Zhou, Agata Lapedriza, Aditya Khosla, Aude Oliva, and Antonio Torralba. 2017. Places: A 10 million Image Database for Scene Recognition. *IEEE Transactions on Pattern Analysis and Machine Intelligence* (2017).