

Probing Einstein-Maxwell-Scalar Black hole via Thin Accretion Disks and Shadows with EHT Observations of M87* and Sgr A*

Yingdong Wu,^{1,*} Ziqiang Cai,^{2,†} Zhenglong Ban,^{2,‡}

Haiyuan Feng^{d,1,¶} and Wei-Qiang Chen^{1,3,**}

¹*Department of Physics, State key laboratory of quantum functional materials,
and Guangdong Basic Research Center of Excellence for Quantum Science,
Southern University of Science and Technology, Shenzhen 518055, China*

²*School of Physics, Guizhou University, Guiyang 550025, China*

³*Quantum Science Center of Guangdong-Hong
Kong-Macao Greater Bay Area, Shenzhen 518045, China*

Abstract

We investigated the shadows and thin accretion disks of Einstein-Maxwell-Scalar (EMS) black hole. Firstly, we investigated the influence of EMS parameters on the black hole shadow using the null geodesic method and constrained these parameters based on EHT observations of M87* and Sgr A*. Furthermore, we analyzed the direct emission, lensing ring, and photon ring structures in EMS black hole. Comparing our results with the Schwarzschild and Reissner-Nordström (RN) black holes, we found that the Schwarzschild black hole exhibits the largest shadow radius and the highest observed intensity.

^d Corresponding author

* Email address: yingdongwu7@gmail.com

† Email address: gs.zqcai24@gzu.edu.cn

‡ Email address: gs.zlban22@gzu.edu.cn

¶ Email address: fenghaiyuanphysics@gmail.com

** Email address: chenwq@sustech.edu.cn

I. INTRODUCTION

Black holes (BHs) represent one of the fundamental solutions to Einstein's field equations and are regarded as robust predictions of General Relativity (GR). While historically debated, numerous observational efforts have been made to confirm their existence. A significant breakthrough occurred in 2015 when the Laser Interferometer Gravitational-Wave Observatory (LIGO) detected gravitational waves (GWs) originating from a binary BH merger [1]. Subsequently, in 2019, the Event Horizon Telescope (EHT) provided the first direct observational evidence of a BH shadow at the center of the galaxy M87 [2–7].

Further advancements in EHT observations led to the polarization imaging of M87*, revealing the presence of a magnetic field, which provides insights into jet formation mechanisms [8–10]. Additionally, EHT reported the detection of the shadow of SgrA*, the supermassive BH at the center of the Milky Way [11]. These observations offer valuable constraints on the geometry of spacetime in the strong-field regime, particularly near the event horizon, allowing precise measurements of BH mass and spin [12–25]. Collectively, these findings provide a crucial platform for testing GR and exploring potential modifications to gravitational theories in extreme astrophysical environments [26].

It is well known that GR has demonstrated remarkable accuracy in various tests [27]. However, it faces certain limitations within the cosmological framework. These include challenges in explaining the accelerated expansion of the universe, the presence of initial singularities, the missing mass problem, and the Coincidence Problem. Furthermore, testing GR in the strong-field regime, particularly in the vicinity of BH horizons, remains a significant challenge [28]. In addition, modifications to GR have been explored to extend our understanding beyond its conventional framework, aiming to probe near-horizon physics and the large-scale structure of the universe [29–32].

Among various modified gravity models, the Einstein-Maxwell-Scalar (EMS) model serves as a promising candidate. Since the EMS theory allows for hairy BH solutions [14, 33, 34], where BHs can possess scalar hair, investigating their properties in the strong-field regime is of significant interest. Previous studies have shown that dilaton BH spacetimes are influenced by the dilaton charge, which not only serves as a new form of hair but also provides a powerful tool for analyzing optical phenomena in such backgrounds. In this work, we consider a charged BH solution within the EMS theory as an extension of the Reissner-Nordström (RN)

solution. Unlike dilaton BHs, where the scalar field typically contributes through an effective charge, the BH solution in EMS theory is directly governed by its model parameters, which serve as the primary distinguishing feature. A comprehensive exploration of the physical and optical properties of this solution is therefore essential. Investigating the effects of its parameters on spacetime geometry and optical phenomena will contribute to a deeper understanding of its astrophysical implications and provide a means to differentiate it from other BH solutions.

In this article, we analyzed the optical properties of this BH solution through its shadow and the observable appearance of accretion disk emission in the strong-field regime. We further investigated the impact of EMS BH parameters on optical phenomena and constrained the viable ranges of parameters α and β using EHT observational data. Our paper is organized as follows. In Sec.II, we will give the BH solution in EMS theory. In Sec.III, we will discuss the influence of EMS parameters on the optical properties of BH and plot the photon orbits of BH. Furthermore, we investigated the observable effects of radiation emitted by the accretion disk and found that the EMS BH exhibits a significantly reduced radiation intensity compared to the Schwarzschild and RN BHs. Finally, we present our conclusions and provide an outlook in Sec. IV. The paper has been written with the unit system $G = M = c = 1$, and metric signature $(-, +, +, +)$.

II. THE BLACK HOLE SOLUTION IN EINSTEIN-MAXWELL-SCALAR THEORY

The interaction between a scalar field and gravity was first systematically studied by Fisher, who obtained a static and spherically symmetric solution to the Einstein equations in the presence of a massless scalar field [35]. This pioneering work laid the foundation for subsequent investigations into the role of scalar fields in gravitational theories. In particular, the EMS theory has garnered considerable interest due to its profound physical implications and its natural emergence in various theoretical frameworks. Notably, it arises in the context of Kaluza-Klein theories, where extra-dimensional reductions lead to scalar field interactions [36]. Furthermore, it plays a crucial role in supergravity and string theory, where dilaton fields naturally couple to gravity and gauge fields [37]. Additionally, scalar fields are fundamental in cosmology, influencing early universe dynamics, inflationary mod-

els, and the late-time acceleration of the universe [38]. These diverse connections underscore the significance of the EMS theory in modern theoretical physics.

Within the framework of effective field theory (EFT), the interaction between a scalar field and an electromagnetic field can be incorporated through specific coupling terms in the Lagrangian. Such couplings naturally arise in the low-energy effective description of string theory, where the scalar field is identified with the dilaton—a massless excitation resulting from the compactification of extra spatial dimensions—while the electromagnetic field originates from gauge fields in the higher-dimensional theory. The dilaton, as a key modulus field, encodes information about the compactification geometry and the associated moduli space, dynamically influencing the strength of gauge interactions in the four-dimensional effective theory.

The coupling between the scalar and electromagnetic fields is an inevitable consequence of dimensional reduction, where the dilaton acts as a dynamical field that rescales the effective gauge couplings. This interaction not only modifies the propagation and self-interactions of electromagnetic waves but also introduces additional curvature terms in the gravitational sector, leading to non-trivial corrections to the Einstein field equations when the scalar field is present. These effects are particularly relevant in scenarios involving strong-field gravity, early-universe cosmology, and potential deviations from classical electrodynamics in high-energy regimes. Further implications include modifications to BH solutions, cosmological inflation models, and the possible emergence of new observational signatures in astrophysical and laboratory settings [39–46].

Such interaction terms are often introduced to match experimental or astrophysical observations under specific conditions. A typical form of the interaction term is given by

$$\mathcal{L}_{\text{int}} = f(\phi)F_{\mu\nu}F^{\mu\nu}, \quad (1)$$

where $f(\phi)$ is a function of the scalar field ϕ , and $F_{\mu\nu}$ represents the electromagnetic field strength tensor. Depending on the functional form of $f(\phi)$, the coupling may be constant, exponential, or take other more complex forms. These interaction terms can significantly influence the propagation of electromagnetic fields, especially in regions with strong scalar field backgrounds, such as near BHs or on cosmological scales.

Furthermore, the inclusion of a scalar field can be interpreted as a modification to standard Einstein gravity. Such frameworks are often categorized as scalar-tensor theories or

extended theories of gravity. In these models, the coupling between the scalar field and the electromagnetic field can significantly influence the dynamics of the electromagnetic field and modify the solutions of the gravitational field equations. For example, investigations within the EMS theory have demonstrated that the presence of a scalar field can alter the electromagnetic properties of BHs, giving rise to novel classes of BH solutions, such as those characterized by scalar-electromagnetic coupling.

We consider the EMS theory described by the following action

$$S[g_{\mu\nu}, \phi] = \frac{1}{16\pi} \int d^4x \sqrt{-g} (R - 2\nabla_\mu \phi \nabla^\mu \phi - K(\phi) F_{\mu\nu} F^{\mu\nu} - V(\phi)), \quad (2)$$

where R is the Ricci scalar. The EMS theory describes the real scalar field ϕ minimally coupled to GR and non-minimally coupled to Maxwell's background. $K(\phi)$ is the coupling function between the Maxwell and scalar field, and $V(\phi)$ is the scalar potential. if we set up the determined expressions of $K(\phi)$ and $V(\phi)$ first, then the corresponding BH solutions are determined. For example, if we set $K = 1$ and $V = 2\lambda$, λ is the cosmological constant, then the EMS theory gives the Reissner-Nordstrom-de-Sitter solution. And if we set $K = e^{2\phi}$ and $V = 0$, then we can get the dilation BH solution [47, 48]. Some important solutions with different $K(\phi)$ and $V(\phi)$ are given by [49–54].

In our research, we consider $V = 0$ and the coupling function $K(\phi)$ is

$$K(\phi) = \frac{(\alpha^2 + 1)e^{\frac{-2\phi}{\alpha}}}{(\alpha^2 + 1 + \beta)e^{\frac{-2\phi(\alpha^2 + 1)}{\alpha}} + \beta\alpha^2}, \quad (3)$$

with α and β as characteristic parameters or coupling constants; it is observed that when $\beta \rightarrow \infty$, the influence of the electromagnetic field is negligible. Conversely, in the extremal case where $\beta = 0$, it simplifies to the Einstein-Maxwell-Dilaton (EMD) coupling described by $K(\phi) = e^{2\alpha\phi}$. The equations of motion are obtained by varying the action with respect to the metric, dilaton, and Maxwell field, respectively, as follows

$$\begin{cases} 0 = \nabla_\mu [K(\phi) F^{\mu\nu}], \\ \square\phi = \frac{1}{4} \frac{\partial K(\phi)}{\partial \phi} F^2, \\ R_{\mu\nu} = 2\partial_\mu \phi \partial_\nu \phi + 2K(\phi) (F_{\mu\sigma} F_\nu{}^\sigma - \frac{1}{4} g_{\mu\nu} F^2). \end{cases} \quad (4)$$

Due to the field equations mentioned above, Ref.[55] provides a BH solution, which can

be described as

$$\begin{cases} ds^2 = -f(r)dt^2 + f^{-1}(r)dr^2 + C(r)(d\theta^2 + \sin^2\theta d\phi^2) \\ f(r) = \left(1 - \frac{b_1}{r}\right) \left(1 - \frac{b_2}{r}\right)^{\frac{1-\alpha^2}{1+\alpha^2}} + \frac{\beta Q^2}{C(r)} \\ C(r) = r^2 \left(1 - \frac{b_2}{r}\right)^{\frac{2\alpha^2}{1+\alpha^2}}, \end{cases} \quad (5)$$

where b_1 and b_2 are functions solely of α , yielding

$$\begin{cases} b_1 = \left(1 + \sqrt{1 - q^2(1 - \alpha^2)}\right) M, \\ b_2 = \frac{1 + \alpha^2}{1 - \alpha^2} \left[1 - \sqrt{1 - q^2(1 - \alpha^2)}\right] M. \end{cases} \quad (6)$$

with $q \equiv Q/M$ the charge-to-mass ratio, and M the mass of the BH.

The location of horizons is defined where $f(r_{\pm}) = 0$. Specifically, for $\beta = 0$, these configurations align with the GMGHS solutions, as referenced in [56], where r_{\pm} are identified as b_1 and b_2 , respectively. Additionally, when $\alpha = 0$, the solution represent the horizon of RN BH. Conversely, setting $q = 0$ simplifies the solution of the Schwarzschild BH. Notably, in EMS model, the horizons emerge strictly under the conditions $0 < q < \sqrt{2}$ and $0 < \beta < \frac{(2-q^2)^2}{4q^2}$ [57, 58].

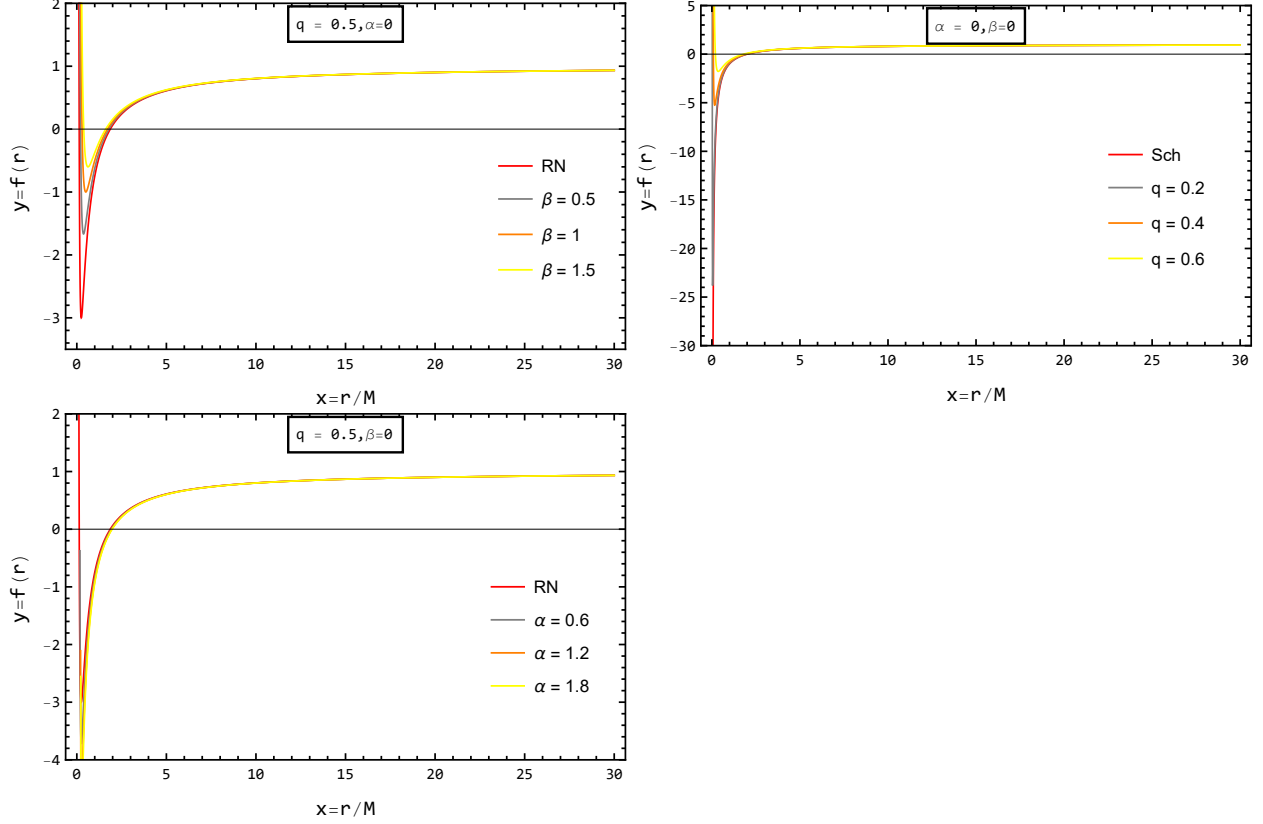


FIG. 1. The above three pictures plot the function $f(r)$ for different values of β, α and q .

From the above two pictures, we can see there are two intersection points with $y = 0$ which means the existence of the inner and outer horizons of BH. However, we see the third picture (EMD), when $\alpha > 1$, there is only one intersection point with $y = 0$. When the parameter α lies within the interval $(0, 1)$, the EMD black hole possesses two horizons. Furthermore, we find that for a fixed q , an increase in α causes the function's minimum value to decrease, whereas an increase in β raises the minimum value. This may be attributed to the specific structure of the metric.

III. NULL GEODESICS AND THE SHADOW

In this section, we will first explore the behavior of the shadow radius theoretically, and then find the constraints to the EMS parameter using the data from EHT. To begin with, consider a static, spherically symmetric spacetime given by

$$\begin{aligned}
 ds^2 &= g_{\mu\nu} dx^\mu dx^\nu \\
 &= -A(r)dt^2 + B(r)dr^2 + C(r)d\Omega^2
 \end{aligned} \tag{7}$$

where $d\Omega^2 = d\theta^2 + \sin^2\theta d\phi^2$ is the line element of the unit two-spheres. Without loss of generality, we analyze the null geodesic in the equatorial plane only such that the polar angle is fixed to $\theta = \pi/2$. Then, the Hamiltonian for light ray is given by

$$H = \frac{1}{2}g^{ik}p_ip_k = \frac{1}{2}\left(-\frac{p_t^2}{A(r)} + \frac{p_r^2}{B(r)} + \frac{p_\phi^2}{C(r)}\right). \quad (8)$$

It is worth noting that since we consider EMS BH, the metric functions satisfy $A(r) = f(r)$, $B(r) = f(r)^{-1}$, and $C(r) = r^2\left(1 - \frac{b_2}{r}\right)^{\frac{2\alpha^2}{1+\alpha^2}}$. The equations of motion for null particles are

$$\begin{cases} \dot{x}^i = \frac{\partial H}{\partial p_i}, \\ \dot{p}_i = -\frac{\partial H}{\partial x^i}. \end{cases} \quad (9)$$

Here, $\dot{x} = dx/d\lambda$ and \dot{p} represents the conjugate momenta. Eq.(9) gives

$$\begin{cases} \dot{t} = -\frac{p_t}{f(r)}, & \dot{\phi} = \frac{p_\phi}{C(r)}, & \dot{r} = -\frac{p_r}{f(r)^{-1}}, \\ \dot{p}_t = 0, & \dot{p}_\phi = 0, \\ \dot{p}_r = \frac{1}{2}\left(-\frac{p_t^2 f'(r)}{f(r)^2} + \frac{p_r^2 f'(r)^{-1}}{f(r)^{-2}} - \tilde{C}p_\phi^2\right). \end{cases} \quad (10)$$

where $\tilde{C} \equiv \frac{d}{dr}\frac{1}{C(r)} = -\frac{2\left(1-\frac{b_2}{r}\right)^{-\frac{2\alpha^2}{1+\alpha^2}}}{r^3} - \frac{2\alpha^2 b_2 \left(1-\frac{b_2}{r}\right)^{-1-\frac{2\alpha^2}{1+\alpha^2}}}{(1+\alpha^2)r^4}$. Setting $H = 0$, we have

$$-\frac{p_t^2}{f(r)} + \frac{p_r^2}{f(r)^{-1}} + \frac{p_\phi^2}{C(r)} = 0, \quad (11)$$

and it now follows that

$$\frac{dr}{d\phi} = \frac{\dot{r}}{\dot{\phi}} = \frac{C(r)}{f(r)^{-1}} \frac{p_r}{p_\phi}. \quad (12)$$

Setting $p_t = -\omega_0$, and using p_r , we get the relation how r changes with ϕ :

$$\frac{dr}{d\phi} = \pm \frac{r^2}{C(r)^{1/2} f(r)^{-1/2}} \sqrt{\frac{\omega_0^2}{p_\phi^2} h(r)^2 - 1}, \quad (13)$$

where $h(r)^2 = \frac{C(r)}{f(r)}$ is defined.

For a circular light orbit, the radial velocity and acceleration should be $\dot{r} = 0$ and $\ddot{r} = 0$ respectively, and hence, $p_r = 0$. Eq.(11) then becomes

$$0 = -\frac{\omega_0^2}{f(r)} + \frac{p_\phi^2}{C(r)}. \quad (14)$$

Since $\dot{p}_r = 0$, Eq.(14) can be rewritten as

$$\dot{p}_r = 0 = \frac{\omega_0^2 f'(r)}{f(r)^2} + \tilde{C} p_\phi^2. \quad (15)$$

Using Eq.(14) and (15), we find

$$p_\phi^2 = C(r) \frac{\omega_0^2}{f(r)}, \quad (16)$$

and

$$p_\phi^2 = -\frac{\omega_0^2 f'(r)}{\tilde{C} f(r)^2}. \quad (17)$$

The implication of subtracting Eqs. (16) and (17) give the information on how to find the radius of the photon sphere [59, 60]

$$0 = \frac{d}{dr} h(r)^2. \quad (18)$$

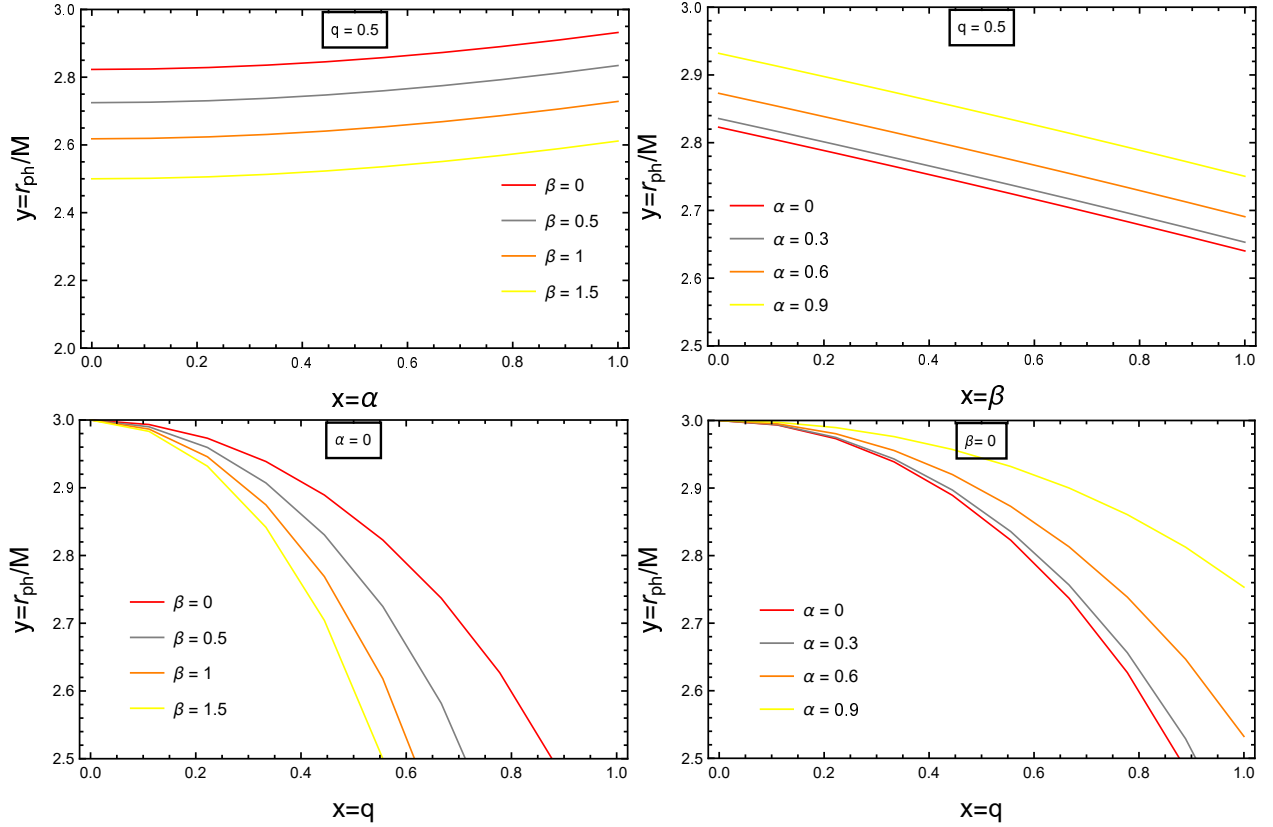


FIG. 2. The above four pictures plot the photon sphere radius under the different parameters α , β and q .

Following Eq.(18), the analytical form of the photon sphere radius r_{ph} is so complicated. We plot the above equation numerically (See Fig.2), where it shows the values of α , β and q for the photon sphere to exist. When $q = 0.5$, as the parameter α increases, the photon sphere radius essentially increases. Then, for a given value of α , we observe an decrease in photon sphere radius as the β increases. The second picture is exactly opposite from the first picture. When $\alpha = 0$, as the parameter q increases, the photon sphere radius essentially decreases. As q approaches 0, the photon sphere radius asymptotically tends to 3 (Schwarzschild BH). Then, for a given value of q , we can observe an increase in photon sphere radius as the β decreases. And when $\beta = 0$, as the parameter q increases, the photon sphere radius essentially decreases. As q approaches 0, the photon sphere radius asymptotically tends to 3. Then, for a given value of q , we can observe an increase in photon sphere radius as the α increases.

Let us now determine the behavior of the shadow radius. For constructing the shadow, we assume that a static observer at radius coordinate r_o sends light rays into the past. As can be seen from Fig.3, the angle a between such a light ray and the radial direction is given by

$$\cot a = \frac{\sqrt{g_{rr}}}{\sqrt{g_{\phi\phi}}} \frac{dr}{d\phi} \Big|_{r=r_o} = \frac{\sqrt{B(r)}}{\sqrt{C(r)}} \frac{dr}{d\phi} \Big|_{r=r_o} \quad (19)$$

With the help of Eq.(12), we obtain

$$\cot^2 a = \frac{h(r_o)^2}{h(R)^2} - 1. \quad (20)$$

By elementary trigonometry, we get [59]

$$\sin^2 a = \frac{h(R)^2}{h(r_o)^2}, \quad (21)$$

where R means the minimum radius that the light ray approaches the center and then goes out.

The boundary curve of the shadow corresponds to past-oriented light rays that asymptotically approach one of the unstable circular light orbits at radius r_{ph} . Therefore we have to consider the limit $R \rightarrow r_{\text{ph}}$ in Eq.(21) for getting the angular radius a_{sh} of the shadow [60],

$$\sin^2 a_{\text{sh}} = \frac{h(r_{\text{ph}})^2}{h(r_o)^2}. \quad (22)$$

Here $h(r)$ is well-defined, $h(r)^2 = C(r)/A(r)$. Note that the critical value b_c of the impact parameter is connected with r_{ph} by Ref.[59]

$$b_c = h(r_{\text{ph}}). \quad (23)$$

Therefore we can also write Eq.(22) as

$$\sin^2 a_{\text{sh}} = \frac{b_c^2}{h(r_o)^2}, \quad \text{or} \quad \sin^2 a_{\text{sh}} = \frac{b_c^2 A(r_o)}{C(r_o)}. \quad (24)$$

For a general static spherically symmetric asymptotically flat spacetime, Ref.[59] demonstrates that when the observer's radial coordinate r_o is sufficiently large, the black hole shadow radius approaches b_c . This radius is determined by the location of the photon sphere and the specific form of the metric function $f(r)$. In our paper, we will obey this consideration.

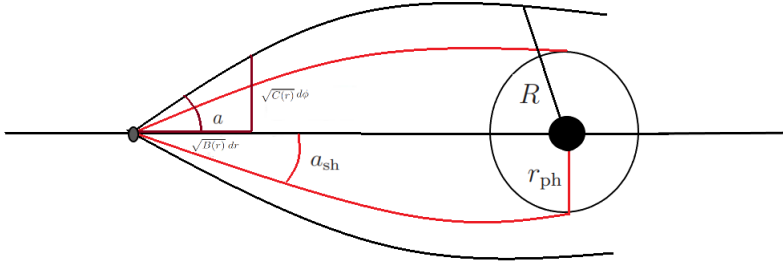


FIG. 3. Example of calculation of light ray emitted from the observer's position (small disk) into the past under an angle a . The BH horizon and the photon sphere are shown; r_{ph} is the photon sphere radius. The trajectory is calculated in the Asymptotically flat spacetime, R denotes the radius coordinate at the point of closest approach. The picture is indicated in Ref.[59].

A. Constraints on parameters with the EHT observations of M87* and Sgr A*

In this subsection, we find constraints to the coupling parameters α and β using the observation data provided by the EHT for M87* and Sgr A*. We only focused on the non-rotating case since the rotation parameter of Sgr A* is small enough to have considerable deviation to the shadow radius [61]. Furthermore, it has also been concluded for M87* that it is difficult to distinguish between Kerr and dilaton BHs based on BH shadow images

alone using general-relativistic magnetohydrodynamical simulations and radiative-transfer calculations to generate synthetic shadow images in comparison to the present observation from the EHT [62]. Also remarked in Ref.[63] that the shadow size of M87* lies within the range of $3\sqrt{3}(1 \pm 0.17)M$, whether their model is spherically symmetric or axisymmetric.

As reported in Ref.[64], for the M87*, the angular diameter of the shadow is $\theta_{\text{M87}^*} = 42 \pm 3 \mu\text{as}$, the distance of the M87* from the Earth is $D = 16.8 \text{Mpc}$, and the mass of the M87* is $M_{\text{M87}^*} = (6.5 \pm 0.90) \times 10^9 M_\odot$. Similarly, for Sgr A* the data is provided in recent EHT paper [65]. The angular diameter of the shadow is $\theta_{\text{Sgr A}^*} = 48.7 \pm 7 \mu\text{as}$, the distance of the Sgr A* from the Earth is $D = 8277 \pm 33 \text{ pc}$ and mass of BH is $M_{\text{Sgr A}^*} = (4.3 \pm 0.013) \times 10^6 M_\odot$ [66]. Now, once we have the above data about the BH, we can calculate the diameter of the shadow size in units of mass by using the following expression [67],

$$d_{\text{sh}} = \frac{D\theta}{M} \quad (25)$$

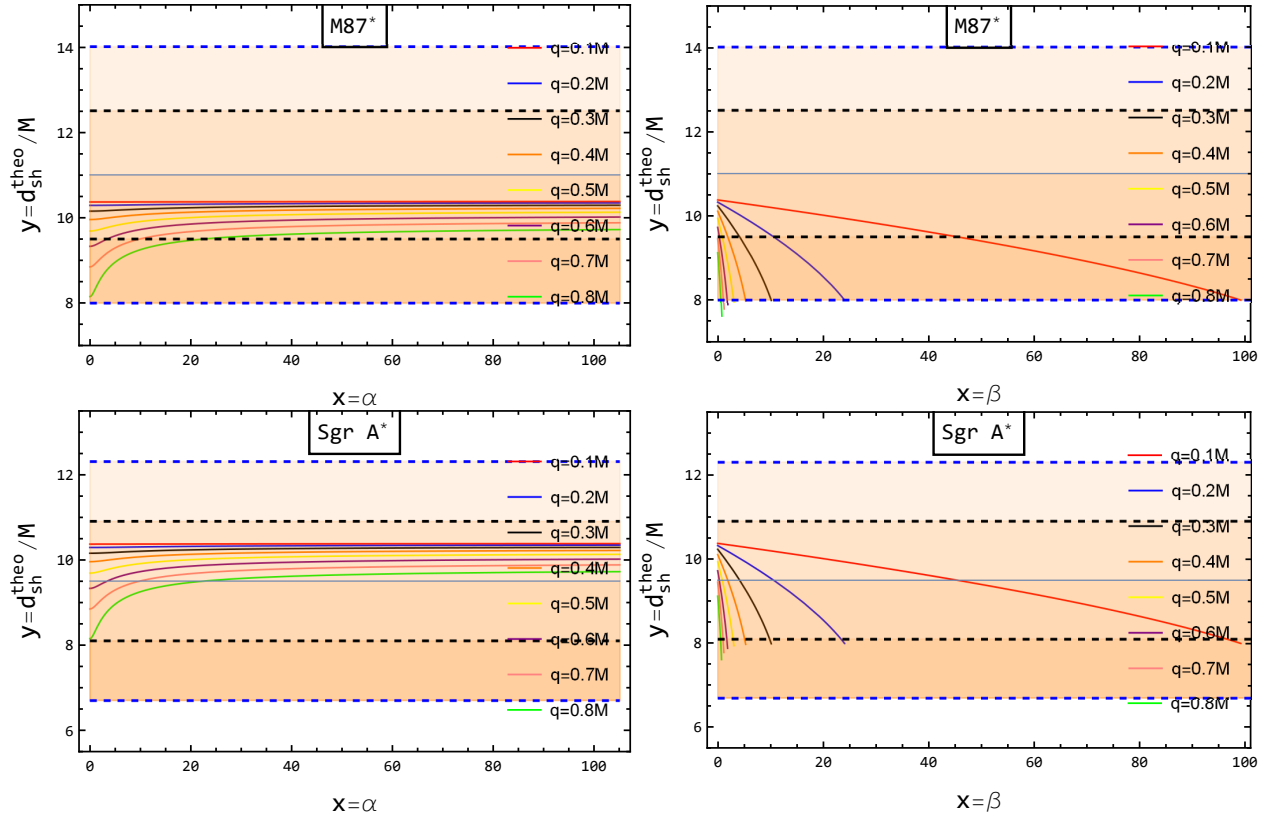


FIG. 4. These plots are showing the constraints for different coupling parameters α and β .

Hence, the theoretical shadow diameter, however, can be obtained via

$$d_{\text{sh}}^{\text{theo}} = 2R_{\text{sh}}. \quad (26)$$

Therefore, by using the above expression, we get the diameter of the shadow of M87* and Sgr A*

$$\begin{cases} d_{\text{sh}}^{\text{M87}^*} = (11 \pm 1.5)M, \\ d_{\text{sh}}^{\text{Sgr.A}^*} = (9.5 \pm 1.4)M. \end{cases} \quad (27)$$

| M87*/ α | 2σ | 2σ | 1σ | 1σ | M87*/ β | 2σ | 2σ | 1σ | 1σ |
|----------------|-----------|-----------|-----------|-----------|---------------|-----------|-----------|-----------|-----------|
| charge Q | upper | lower | upper | lower | charge Q | upper | lower | upper | lower |
| 0.1 M | - | - | - | - | 0.1M | 99.00 | - | 45.32 | - |
| 0.2 M | - | - | - | - | 0.2M | 24.00 | - | 10.58 | - |
| 0.3 M | - | - | - | - | 0.3M | 10.11 | - | 4.149 | - |
| 0.4 M | - | - | - | - | 0.4M | 5.255 | - | 1.899 | - |
| 0.5 M | - | - | - | - | 0.5M | 3.008 | - | 0.8592 | - |
| 0.6 M | - | - | - | 3.441 | 0.6M | 1.790 | - | 0.2960 | - |
| 0.7 M | - | - | - | 9.889 | 0.7M | 1.058 | - | - | - |
| 0.8 M | - | - | - | 22.59 | 0.8M | 0.5866 | - | - | - |

TABLE I. The table lists the values of α and β at the 1σ and 2σ confidence levels for M87*.

| Sgr A*/ α | 2σ | 2σ | 1σ | 1σ | Sgr A*/ β | 2σ | 2σ | 1σ | 1σ |
|------------------|-----------|-----------|-----------|-----------|-----------------|-----------|-----------|-----------|-----------|
| charge Q | upper | lower | upper | lower | charge Q | upper | lower | upper | lower |
| 0.1 M | - | - | - | - | 0.1M | - | - | 96.42 | - |
| 0.2 M | - | - | - | - | 0.2M | - | - | 23.36 | - |
| 0.3 M | - | - | - | - | 0.3M | - | - | 9.827 | - |
| 0.4 M | - | - | - | - | 0.4M | - | - | 5.094 | - |
| 0.5 M | - | - | - | - | 0.5M | - | - | 2.905 | - |
| 0.6 M | - | - | - | - | 0.6M | - | - | 1.718 | - |
| 0.7 M | - | - | - | - | 0.7M | - | - | 1.005 | - |
| 0.8 M | - | - | - | - | 0.8M | - | - | 0.5457 | - |

TABLE II. The table lists the values of α and β at the 1σ and 2σ confidence levels for Sgr A*.

The variation of the diameter of the shadow image with coupling parameter α and β for M87* and for Sgr A* is shown in Fig.4 , showing uncertainties at 1σ and 2σ levels. The

numerical values for the upper or lower bounds in β and α is found in Table I and Table II. However, it turns out that the data for M87* gives a better constraint for the coupling parameter β . It would mean that there is a certain value for the coupling parameter that gives the observed value of M87* shadow. For the case of Sgr A*, we find that the parameter α remains unconstrained within the 1σ and 2σ confidence intervals, whereas the parameter β is well constrained within the 1σ interval.

B. Light bending: direct emission, lensing ring and photon ring

To gain a more comprehensive understanding of the appearance of EMS BH, we analyze its photon rings, and lensing rings in the presence of an optically bright accretion disk [68–70]. We begin by investigating the trajectory of light rays propagating in the vicinity of the EMS BH. To facilitate this analysis, we introduce the transformation $u = 1/r$, which reformulates the orbit equation as follows

$$\left(\frac{du}{d\phi}\right)^2 = G(u), \quad (28)$$

where

$$\sqrt{G(u)} = \frac{1}{C(1/u)^{1/2}f(1/u)^{-1/2}u^2} \sqrt{\frac{\omega_0^2}{p_\phi^2}h(1/u)^2 - 1}. \quad (29)$$

For a static and spherically symmetric spacetime, we consider the motion of a particle confined to the equatorial plane. From the Lagrangian, two conserved quantities can be obtained from Eq. (10).

The impact parameter is defined as $b \equiv \frac{p_t}{p_\phi}$. When $b > b_c$, a light ray originating from infinity approaches the black hole, reaches a closest approach, and then escapes back to infinity. For $b < b_c$, the light ray inevitably falls into the black hole. In the critical case $b = b_c$, the light ray asymptotically orbits the black hole at the photon sphere radius r_{ph} .

For $b > b_c$, the turning point of the trajectory corresponds to the smallest positive real root of $G(u) = 0$, denoted as u_m . According to Eq. (28), the total change in the azimuthal angle ϕ along a trajectory with a given impact parameter b can be expressed as

$$\phi = 2 \int_0^{u_m} \frac{du}{\sqrt{G(u)}}, \quad b > b_c. \quad (30)$$

For $b < b_c$, we only focus on the trajectory outside the horizon, so the total change of

azimuthal angle ϕ is obtained by

$$\phi = \int_0^{u_0} \frac{du}{\sqrt{G(u)}}, \quad b < b_c \quad (31)$$

where $u_0 = 1/r_+$.

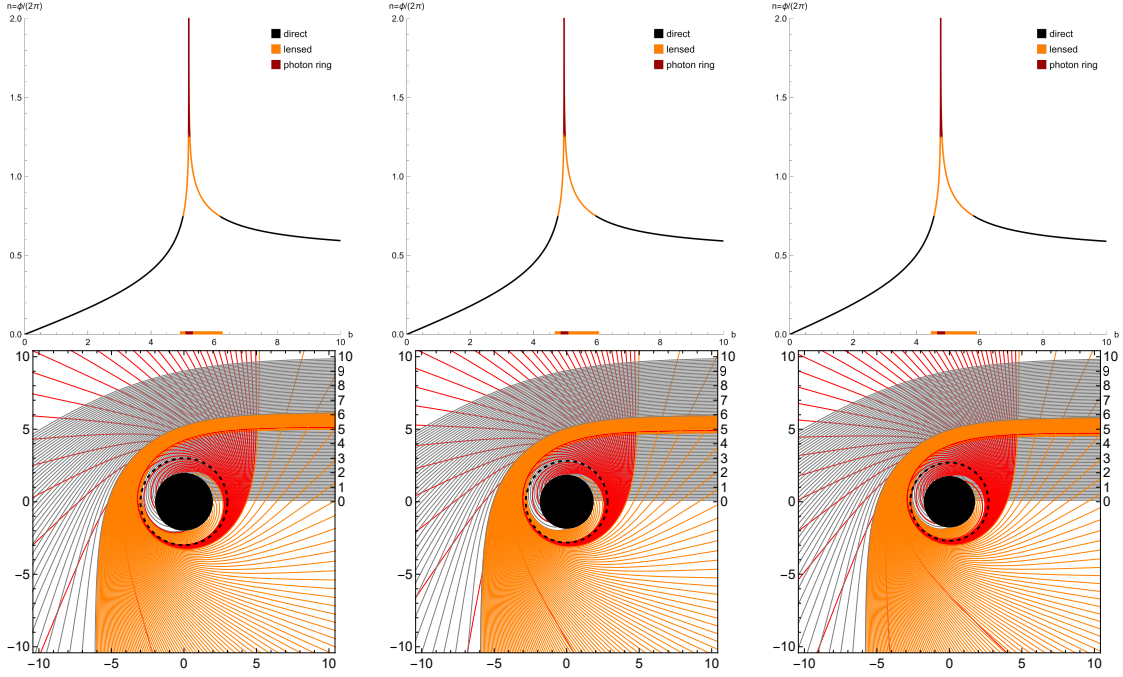


FIG. 5. The behavior of photon trajectories around the Schwarzschild, RN, and EMS black holes as a function of the impact parameter b . In the upper panel, we present the total number of orbits, defined as $n = \phi/2\pi$. The trajectories are categorized based on n , where direct emission $n < 3/4$ is shown in black, lensed trajectories $3/4 < n < 5/4$ in yellow, and photon ring trajectories $n > 5/4$ in red. The lower panel displays selected photon trajectories in Euclidean polar coordinates (r, ϕ) . The spacing in the impact parameter is set to $1/10$, $1/100$, and $1/1000$ for the direct, lensed, and photon ring trajectories, respectively. The BH is represented as a solid disk, while the dashed black circle in the ray-tracing diagram marks the photon orbit. For the three cases studied, we set $\alpha = 0, \beta = 0, q = 0$ for the Schwarzschild BH (first column), $\alpha = 0, \beta = 0, q = 0.5$ for the RN BH (second column), and $\alpha = 0.5, \beta = 0.8, q = 0.5$ for the EMS BH (third column).

To analyze the observational signatures of radiation emitted from the vicinity of a BH accretion disk. The Ref.[71] divide trajectories into direct, lensed and photon rings. One define the total number of orbits $n = \frac{\phi}{2\pi}$ which is obviously a function of impact parameter

b. We denote the solution of

$$n(b) = \frac{2m-1}{4}, \quad m = 1, 2, 3, \dots \quad (32)$$

by b_m^\pm . Note that $b_m^- < b_c$ and $b_m^+ > b_c$. Then we can classify all trajectories as follows

- direct: $\frac{1}{4} < n < \frac{3}{4} \Rightarrow b \in (b_1^-, b_2^-) \cup (b_2^+, \infty)$
- lensed: $\frac{3}{4} < n < \frac{5}{4} \Rightarrow b \in (b_2^-, b_3^-) \cup (b_3^+, b_2^+)$
- photon ring: $n > \frac{5}{4} \Rightarrow b \in (b_3^-, b_3^+)$

The physical picture of this classification is clear from the trajectory plots in Fig.5. Assuming light rays emit from north pole direction (far right of the trajectory plots), trajectories whose number of orbits $1/4 < n < 3/4$ will intersect the equatorial plane only once. Trajectories whose number of orbits $3/4 < n < 5/4$ will intersect the equatorial plane twice. Trajectories whose number of orbits $n > 5/4$ will intersect the equatorial plane at least 3 times.

| Parameter | $\alpha = 0, \beta = 0, q = 0$ | $\alpha = 0, \beta = 0, q = 0.5$ | $\alpha = 0.5, \beta = 0.8, q = 0.5$ |
|-----------------|--------------------------------|----------------------------------|--------------------------------------|
| Direct Emission | $b < 5.01514$ | $b < 4.77294$ | $b < 4.55452$ |
| $n < 3/4$ | $b > 6.16757$ | $b > 5.97448$ | $b > 5.81006$ |
| Lensing Ring | $5.01514 < b < 5.18781$ | $4.77294 < b < 4.95793$ | $4.55452 < b < 4.75392$ |
| $3/4 < n < 5/4$ | $5.22794 < b < 6.16757$ | $5.0039 < b < 5.97448$ | $4.80685 < b < 5.81006$ |
| Photon Ring | | | |
| $n > 5/4$ | $5.18781 < b < 5.22794$ | $4.95793 < b < 5.0039$ | $4.75392 < b < 4.80685$ |

TABLE III. The region of direct emission, lensing ring, and photon ring for the different parameter α, β, q .

Table III illustrates the variation of the BH shadow with increasing parameters α, β , and q . From the table and corresponding figures, it is observed that the range of the lensing and photon rings expands progressively from the Schwarzschild BH to the RN BH and further to the EMS BH. This indicates that, from left to right, the contribution to the brightness of the lensing and photon rings increases accordingly. Moreover, when the impact

parameter approaches the critical value $b \rightarrow b_c$, the photon orbit exhibits a sharp peak in the (b, ϕ) plane. Beyond this regime, as b further increases, the photon trajectories correspond predominantly to direct emission across all cases considered.

C. Transfer functions and observed specific intensities

We analyze the emitted intensity from the EMS BH, assuming that the disk radiates isotropically in the rest frame of a static observer. According to Liouville's theorem, the quantity $I_\nu^{\text{em}}/\nu_e^3$ remains conserved along the trajectory of the light ray. Consequently, the observed intensity can be expressed as

$$I_{\nu'}^{\text{obs}} = g^3 I_\nu^{\text{em}}, \quad (33)$$

where $g = \sqrt{f(r)}$ and $I_{\nu'}^{\text{obs}}$ is the observed intensity at the frequency ν' . By integrating over all frequencies, we obtain the total emitted intensity as $I^{\text{em}} = \int I_\nu^{\text{em}} d\nu$. Thus, the corresponding observed frequency can be given by

$$I^{\text{obs}} = g^4 I^{\text{em}}. \quad (34)$$

I_{em} here is the total emitted specific intensity from the accretion disk. Therefore, the total intensity received by the observer will be

$$I^{\text{obs}}(b) = \sum_n g^4 I^{\text{em}}(r) \Big|_{r=r_m(b)}, \quad (35)$$

where $r_m(b)$ is the m intersection outside the horizon in the equatorial plane, which we call the transfer function. The transfer function establishes the connection between the radial coordinates and the photon's impact parameter. It is important to note that our analysis does not account for light absorption or reflection by the accretion disk, nor does it consider the attenuation of light intensity due to environmental effects. Instead, we work within an idealized model.

We denote the solution of the orbit equation by $u(\phi, b)$ and focus on the first three transfer

functions, which can be obtained by

$$\begin{cases} r_1(b) = \frac{1}{u\left(\frac{\pi}{2}, b\right)}, & b \in (b_1^-, \infty) \\ r_2(b) = \frac{1}{u\left(\frac{3\pi}{2}, b\right)}, & b \in (b_2^-, b_2^+) \\ r_3(b) = \frac{1}{u\left(\frac{5\pi}{2}, b\right)}, & b \in (b_3^-, b_3^+) \end{cases} \quad (36)$$

As described in Ref.[72], the first transfer function corresponds to the “direct image” of the disk, which primarily reflects the redshift of the source profile. The second transfer function produces a highly demagnified image of the disk’s far side, known as the “lensing ring”. The third transfer function yields an extremely demagnified image of the near side of the disk, referred to as the “photon ring”. Images generated by subsequent transfer functions are so severely demagnified that they can be effectively disregarded.

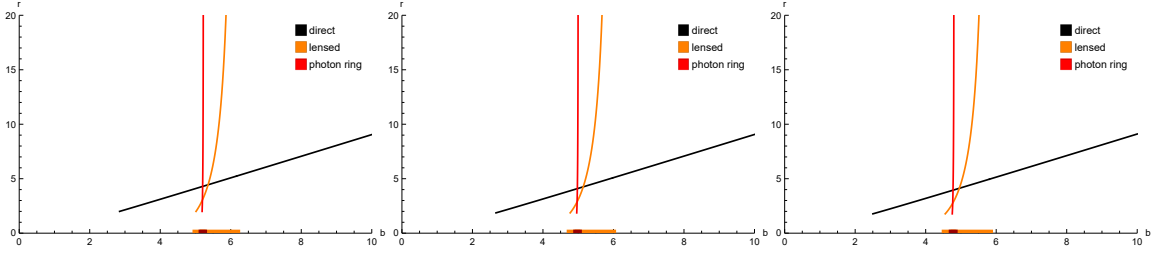


FIG. 6. The first three transfer functions in BHs for different values of α, β, q . The above figure, from left to right, respectively Schwarzschild BH, RN BH and EMS BH. Here, the y-axis is the transfer function $r_m(b)$ and the x-axis is the impact parameter b .

In Fig.6, the black dots ($m = 1$) represent the transfer function for direct emission and exhibit an almost constant slope, indicating a redshifted source profile. The yellow dots ($m = 2$) correspond to the lensing ring, where the slope remains small near b_c but increases rapidly with b , leading to significant demagnification of the image from the far side of the accretion disk. The red dots ($m = 3$) represent the photon ring, where the slope approaches infinity, implying extreme demagnification of the disk’s near-side image. Consequently, the dominant contribution to the observed flux arises from direct emission, while higher-order images ($m > 3$) contribute negligibly and can be disregarded.

All three black holes exhibit these characteristics. The critical impact parameters are $b_c = 5.19615$ for the Schwarzschild BH, $b_c = 4.96791$ for the RN BH, and $b_c = 4.76598$ for the EMS BH. This result indicates that the Schwarzschild BH has the largest critical

impact parameter, corresponding to the largest shadow radius, while an increase in the model parameters leads to a reduction in the BH's shadow size.

D. Observational features of direct emission, photon and lensing rings

As discussed in the previous section, for an observer at infinity, the specific intensity depends solely on the radial coordinate r . In our analysis, we consider three toy models for the emissivity profile I^{em} .

With the transfer function determined, we now consider a specific emission profile. As the first model, we examine a scenario in which the emission is sharply concentrated at the innermost stable circular orbit (ISCO) given by

$$I_1^{\text{em}}(r) = \begin{cases} \left(\frac{1}{r - (r_{\text{isco}} - 1)} \right)^2, & r > r_{\text{isco}} \\ 0, & r \leq r_{\text{isco}} \end{cases} \quad (37)$$

Second model, we consider the emission is sharply peaked at the photon sphere, and it ends abruptly at $r = r_{\text{ph}}$ while quickly decaying to zero, such as

$$I_2^{\text{em}}(r) = \begin{cases} \left(\frac{1}{r - (r_{\text{ph}} - 1)} \right)^3, & r > r_{\text{ph}} \\ 0, & r \leq r_{\text{ph}} \end{cases} \quad (38)$$

Final model, we consider an emission decaying gradually from the horizon to the ISCO, such as

$$I_3^{\text{em}}(r) = \begin{cases} \frac{1 - \arctan(r - (r_{\text{isco}} - 1))}{1 - \arctan(r_{\text{ph}})}, & r > r_+ \\ 0, & r \leq r_+ \end{cases} \quad (39)$$

Each of these three models exhibits distinct characteristics. In particular, the second model features a rapid decay rate, whereas the third model exhibits a much slower decay. In the third model, the emission originates directly from the event horizon, while in the second model, it begins at the photon sphere, and in the first model, it is confined to the ISCO. Although these models represent highly idealized scenarios, they provide valuable qualitative insights into the behavior of photons around the BH.

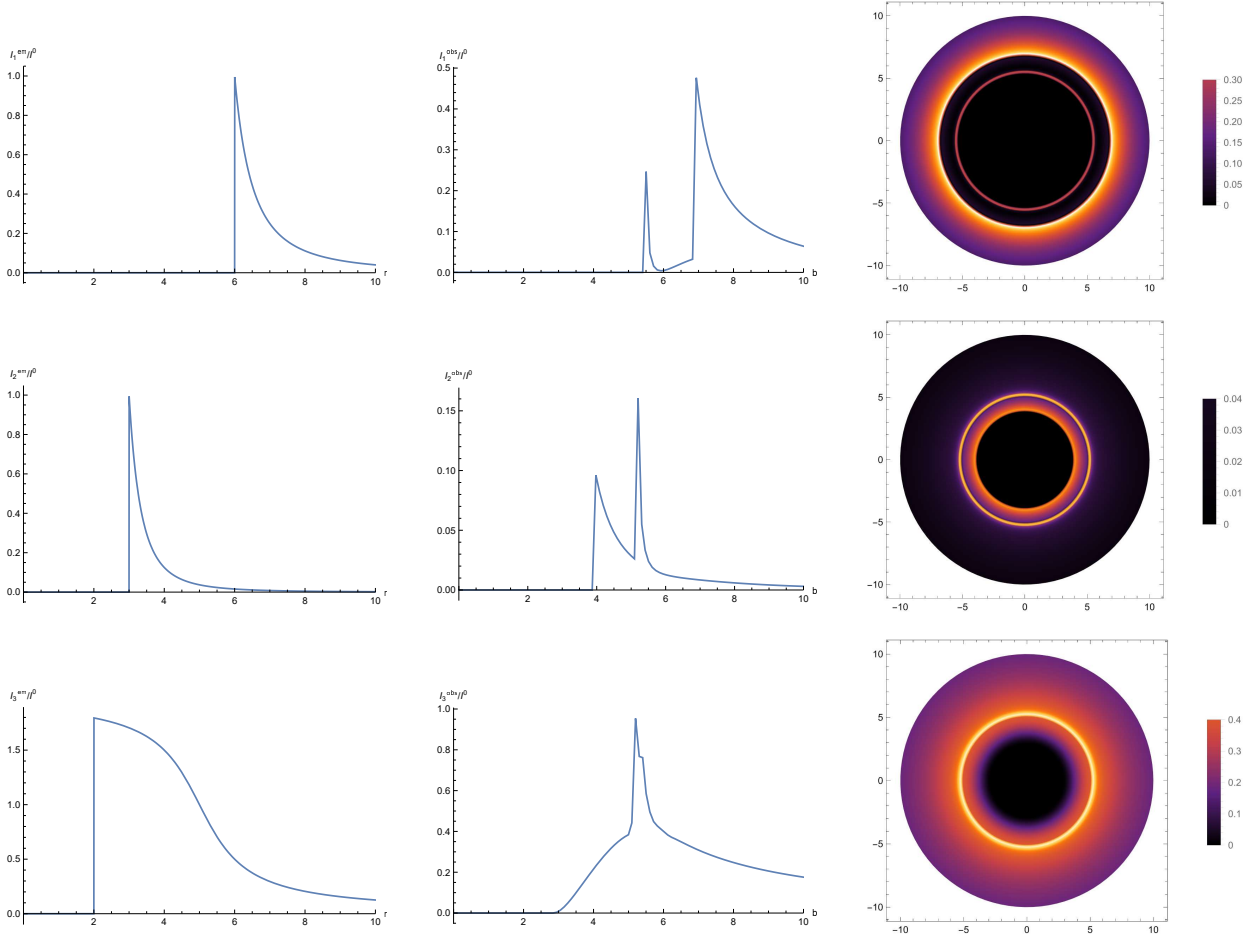


FIG. 7. The observational appearance of the thin disk with different emission profiles for $\alpha = 0, \beta = 0, q = 0$ is shown from a face-on perspective. The first row corresponds to the emission profile intensity as described by model 1, the second row represents model 2, and the third row corresponds to model 3, as outlined in Section III.C. In the plots, the emitted and observed intensities, I^{em} and I^{obs} , are normalized to the maximum value I^0 of the emitted intensity outside the event horizon.

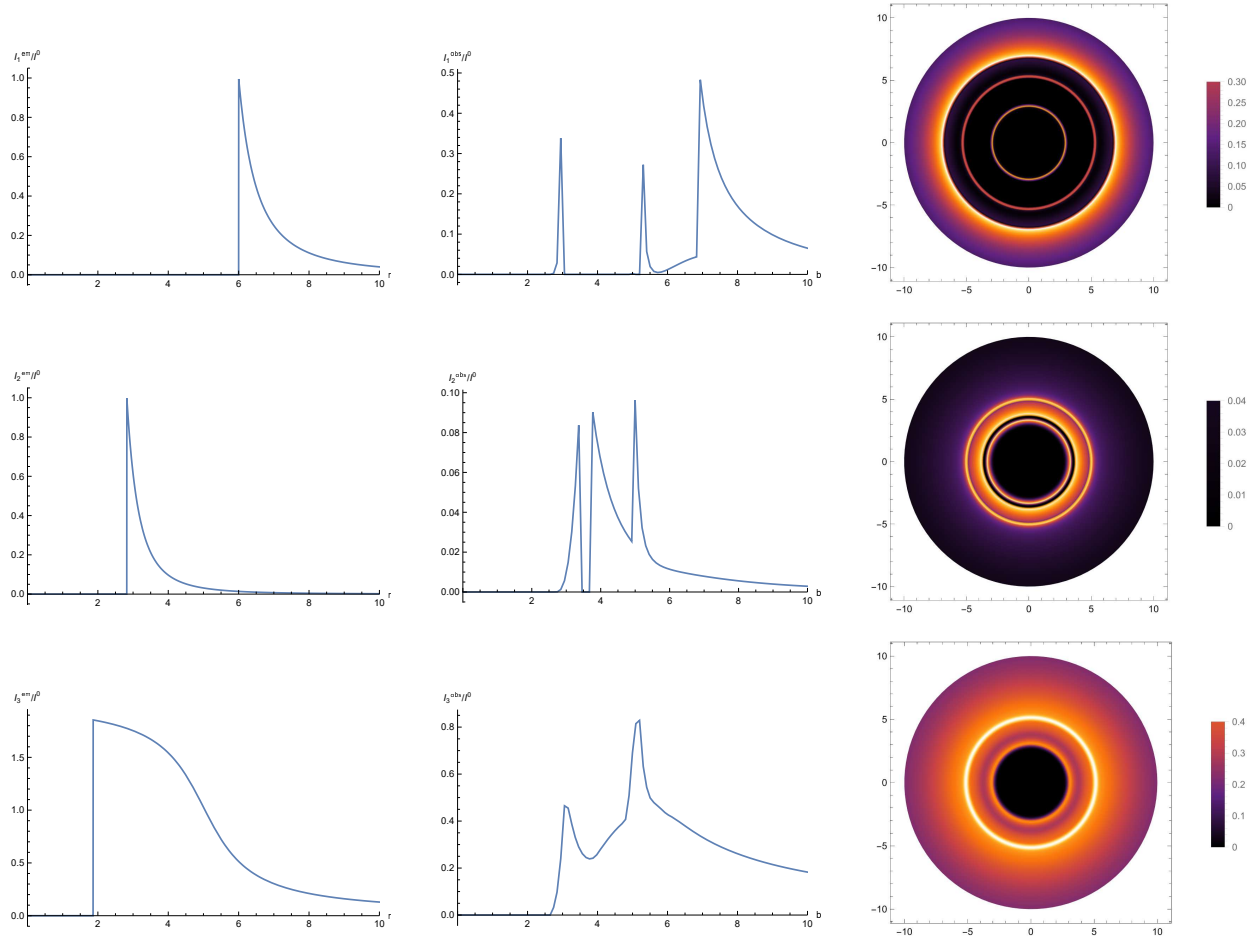


FIG. 8. The observational appearance of the thin disk with different emission profiles for $\alpha = 0, \beta = 0, q = 0.5$ is shown from a face-on perspective. This figure presents the results of the three models corresponding to RN BH.

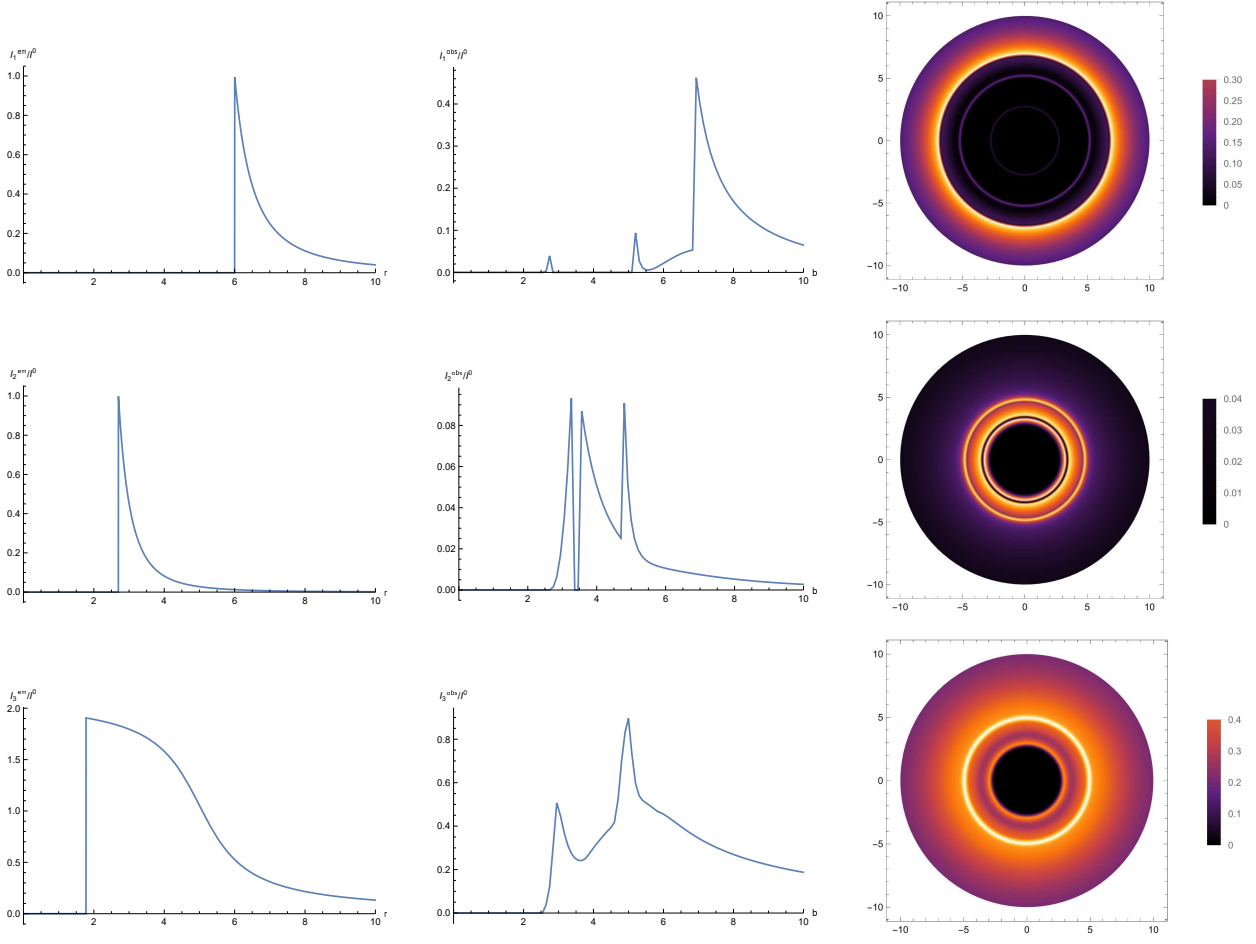


FIG. 9. The observational appearance of the thin disk with different emission profiles for $\alpha = 0.5, \beta = 0.8, q = 0.5$ is shown from a face-on perspective. This figure presents the results of the three models corresponding to EMS BH.

In the Fig.7, 8, and 9, we have shown the observed appearance of the thin accretion disk with the observed intensity and the impact factor corresponding to the three models for different coupling constant parameters respectively. In all the figures, we see that for the first model (top row), the emission intensity (top-first) has a peak near the critical impact parameter $r \sim b_c$ and then it decreases as radial distance increases and becomes zero. In this case, the photon sphere lies in the interior region of the emission part of the disk. As can be readily seen from the middle panel (top-second), the direct image of the disk looks very similar to the emission profile, although its abrupt end occurs at different place due to gravitational lensing. However, we noticed that the peak of the photon and lensing rings are not only smaller than the direct emission but also have a narrow observational area. Hence, we observed that the observed intensity has a huge contribution coming from the direct

emission, a small contribution from the lensing rings, and very little contribution from the photon rings. As is evident from the right panel (2D shadow image, top-third) where the lensing ring emission appears as a tiny ring inside the direct image and one can barely see the photon ring emission in the right panel if one zooms in.

For the second model (middle row), the intensity of the emission has a peak at photon sphere $r \sim r_{\text{ph}}$ and then decreases as radial distance increases (middle-first). In this case, the observed intensity profile (middle-second) peaks due to the direct emission, and then it shows an attenuation with increasing r . We observed that the photon and lensing rings, which improves the total intensity of this particular area, and therefore, we get a new peak due to the photon ring, lensing ring, and direct emission. However, the photon and lensing rings are highly demagnetized and have a very narrow area in the observed intensity. Therefore, we still have a dominant contribution coming from the direct emission in the observed intensity which can be seen in the 2D shadow image (middle-third).

For the third model (bottom row), the peak in the intensity starts from the horizon (r_+) and then decreases with increasing r (bottom-first). In this case, redshift effects noticeably decrease the observed flux. However, the most important difference from the top two row for our considerations is that the lensing ring and photon ring emission are now superimposed on the direct emission. However, as discussed in the last section, the photon and lensing rings are highly demagnetized and have a very narrow area in the observed intensity. Therefore, we still have a dominant contribution coming from the direct emission in the observed intensity which can be seen in the 2D shadow image (bottom-third).

Although Fig.7, 8 and 9 show only a few highly idealized cases of thin disk emission near a BH (viewed face on), it illustrates two key points that we believe will hold quite generally for optically thin disk emission: (1) The emission is dominated by the direct emission, with the lensing ring emission providing only a small contribution to the total flux and the photon ring providing a negligible contribution in all cases. (2) For all three models, as we increase the coupling constant α, β and q , the observed intensity decreases, and it is much less than what we get for the Schwarzschild BH.

IV. CONCLUSIONS

In this paper, we investigated the observational characteristics of thin accretion disk surrounding the EMS BH. We first analyzed the conditions under which the BH possesses inner and outer horizons and derived the theoretical parameter range. Furthermore, we examined the geodesic equation of photons and determined the location of the photon sphere for the EMS BH. Our results indicate that as the parameter α increases, the radius of the photon sphere enlarges, whereas an increase in β leads to a decrease in the photon sphere radius. Subsequently, employing the analytical expression for the shadow of spherically symmetric BH, we constrained the model parameters α and β using the angular diameter distance from the EHT data within the 1σ and 2σ confidence intervals. Our findings reveal that the parameter β is well constrained, while the constraints on α remain less stringent.

On the other hand, we analyzed the photon trajectories of the Schwarzschild BH, RN BH, and EMS BH. The differences among these three types of BHs are only reflected in the critical impact parameter b_c (the BH shadow radius). We found that the Schwarzschild BH has the largest shadow radius, while the EMS BH has the smallest. All three types of BHs undergo a transition from direct emission to the photon ring, then to the lensing ring, and finally back to direct emission as the impact parameter b increases. A similar effect has been observed using the Okyayvg Mathematical Notebook package [73] in our investigation of BH shadows and rings with three toy models of thin accretion disk. Our analysis reveals that the observed intensity is primarily dominated by direct emission, while the lensing ring contributes only marginally to the total flux, and the photon ring remains negligible in all cases. Among the three types of BHs, the Schwarzschild BH exhibits the highest emission intensity, followed by the RN BH, with the EMS BH having the lowest intensity. In other words, an increase in the model parameters leads to a reduction in the disk's radiation intensity.

ACKNOWLEDGMENTS

This work was supported by the National Key Research and Development Program of China (No. 2022YFA1403700), NSFC (Grants No. 12334002), Guangdong Provincial Quantum Science Strategic Initiative Grand No. SZZX2401001, the Science, Technology and

Innovation Commission of Shenzhen Municipality (No. ZDSYS20190902092905285), and Center for Computational Science and Engineering at Southern University of Science and Technology.

- [1] B.P. Abbott and Abbott. Observation of gravitational waves from a binary black hole merger. *Physical Review Letters*, 116(6), February 2016.
- [2] Kazunori Akiyama and Alberdi. First m87 event horizon telescope results. i. the shadow of the supermassive black hole. *The Astrophysical Journal Letters*, 875(1):L1, April 2019.
- [3] Kazunori Akiyama and Alberdi. First m87 event horizon telescope results. ii. array and instrumentation. *The Astrophysical Journal Letters*, 875(1):L2, April 2019.
- [4] Kazunori Akiyama and Alberdi. First m87 event horizon telescope results. iii. data processing and calibration. *The Astrophysical Journal Letters*, 875(1):L3, April 2019.
- [5] Kazunori Akiyama and Alberdi. First m87 event horizon telescope results. iv. imaging the central supermassive black hole. *The Astrophysical Journal Letters*, 875(1):L4, April 2019.
- [6] Kazunori Akiyama and Alberdi. First m87 event horizon telescope results. v. physical origin of the asymmetric ring. *The Astrophysical Journal Letters*, 875(1):L5, April 2019.
- [7] Kazunori Akiyama and Alberdi. First m87 event horizon telescope results. vi. the shadow and mass of the central black hole. *The Astrophysical Journal Letters*, 875(1):L6, April 2019.
- [8] Kazunori Akiyama and Algaba. First m87 event horizon telescope results. vii. polarization of the ring. *The Astrophysical Journal Letters*, 910(1):L12, March 2021.
- [9] Kazunori Akiyama and Algaba. First m87 event horizon telescope results. viii. magnetic field structure near the event horizon. *The Astrophysical Journal Letters*, 910(1):L13, March 2021.
- [10] Prashant Kocherlakota and Rezzolla. Constraints on black-hole charges with the 2017 eht observations of m87*. *Physical Review D*, 103(10), May 2021.
- [11] Event Horizon Telescope Collaboration and Akiyama. First Sagittarius A* Event Horizon Telescope Results. I. The Shadow of the Supermassive Black Hole in the Center of the Milky Way. *The Astrophysical Journal Letters*, 930(2):L12, May 2022.
- [12] Pedro V.P. Cunha, Carlos A.R. Herdeiro, and Maria J. Rodriguez. Does the black hole shadow probe the event horizon geometry? *Physical Review D*, 97(8), April 2018.
- [13] Rohta Takahashi. Shapes and positions of black hole shadows in accretion disks and spin

- parameters of black holes. *The Astrophysical Journal*, 611(2):996–1004, August 2004.
- [14] Jose Luis Blázquez-Salcedo, Carlos A.R. Herdeiro, Jutta Kunz, Alexandre M. Pombo, and Eugen Radu. Einstein-maxwell-scalar black holes: The hot, the cold and the bald. *Physics Letters B*, 806:135493, July 2020.
 - [15] Mert Okyay and Ali Övgün. Nonlinear electrodynamics effects on the black hole shadow, deflection angle, quasinormal modes and greybody factors. *JCAP*, 01:009, 2022.
 - [16] Alireza Allahyari, Mohsen Khodadi, Sunny Vagnozzi, and David F. Mota. Magnetically charged black holes from nonlinear electrodynamics and the event horizon telescope. *JCAP*, 02:003, 2020.
 - [17] Yifan Chen, Rittick Roy, Sunny Vagnozzi, and Luca Visinelli. Superradiant evolution of the shadow and photon ring of sgr a*. 2022.
 - [18] Rittick Roy, Sunny Vagnozzi, and Luca Visinelli. Superradiance evolution of black hole shadows revisited. *Phys. Rev. D*, 105:083002, 2022.
 - [19] Mohsen Khodadi, Alireza Allahyari, Sunny Vagnozzi, and David F. Mota. Black holes with scalar hair in light of the event horizon telescope. *JCAP*, 09:026, 2020.
 - [20] Sunny Vagnozzi, Rittick Roy, Yu-Dai Tsai, and Luca Visinelli. Horizon-scale tests of gravity theories and fundamental physics from the event horizon telescope image of sagittarius a*. 2022.
 - [21] Hui-Min Wang, Yu-Meng Xu, and Shao-Wen Wei. Shadows of kerr-like black holes in a modified gravity theory. *JCAP*, 03:046, 2019.
 - [22] Pedro V. P. Cunha, Nelson A. Eiró, Carlos A. R. Herdeiro, and José P. S. Lemos. Lensing and shadow of a black hole surrounded by a heavy accretion disk. *JCAP*, 03:035, 2020.
 - [23] Reggie C. Pantig and Emmanuel T. Rodulfo. Weak deflection angle of a dirty black hole. *Chin. J. Phys.*, 66:691–702, 2020.
 - [24] Reggie C. Pantig and Emmanuel T. Rodulfo. Rotating dirty black hole and its shadow. *Chin. J. Phys.*, 68:236–257, 2020.
 - [25] Khadije Jafarzade, Zeynab Bazyar, Sara Saghafi, and Kourosh Nozari. Optical signatures of einstein-euler-heisenberg ads/ds black holes in the light of event horizon telescope, 2025.
 - [26] Sebastian H Völkel, Enrico Barausse, Nicola Franchini, and Avery E Broderick. Eht tests of the strong-field regime of general relativity. *Classical and Quantum Gravity*, 38(21):21LT01, October 2021.

- [27] Clifford M. Will. The confrontation between general relativity and experiment. *Living Reviews in Relativity*, 17(1), June 2014.
- [28] Emanuele Berti, Alessandra Buonanno, and Clifford M. Will. Estimating spinning binary parameters and testing alternative theories of gravity with lisa. *Physical Review D*, 71(8), April 2005.
- [29] DAMIEN A. EASSON. Modified gravitational theories and cosmic acceleration. *International Journal of Modern Physics A*, 19(31):5343–5350, December 2004.
- [30] SHIN’ICHI NOJIRI and SERGEI D. ODINTSOV. Introduction to modified gravity and gravitational alternative for dark energy. *International Journal of Geometric Methods in Modern Physics*, 04(01):115–145, February 2007.
- [31] MARK TRODDEN. Cosmic acceleration and modified gravity. *International Journal of Modern Physics D*, 16(12a):2065–2074, December 2007.
- [32] Shao-Wen Wei and Yu-Xiao Liu. Observing the shadow of einstein-maxwell-dilaton-axion black hole. *Journal of Cosmology and Astroparticle Physics*, 2013(11):063–063, November 2013.
- [33] Carlos A.R. Herdeiro, Eugen Radu, Nicolas Sanchis-Gual, and José A. Font. Spontaneous scalarization of charged black holes. *Physical Review Letters*, 121(10), September 2018.
- [34] Pedro G S Fernandes, Carlos A R Herdeiro, Alexandre M Pombo, Eugen Radu, and Nicolas Sanchis-Gual. Spontaneous scalarisation of charged black holes: coupling dependence and dynamical features. *Classical and Quantum Gravity*, 36(13):134002, June 2019.
- [35] I. Z. Fisher. Scalar mesostatic field with regard for gravitational effects. *Zh. Eksp. Teor. Fiz.*, 18:636–640, 1948.
- [36] Th Kaluza. Zum unitätsproblem der physik. *Sitzungsber. Preuss. Akad. Wiss. Berlin (Math. Phys.)*, 1921(arXiv: 1803.08616):966–972, 1921.
- [37] Peter Van Nieuwenhuizen. Supergravity. *Physics Reports*, 68(4):189–398, 1981.
- [38] Jérôme Martin and Jun’ichi Yokoyama. Generation of large scale magnetic fields in single-field inflation. *Journal of Cosmology and Astroparticle Physics*, 2008(01):025, January 2008.
- [39] Yingdong Wu, Haiyuan Feng, and Wei-Qiang Chen. Thin accretion disk around black hole in Einstein–Maxwell-scalar theory. *Eur. Phys. J. C*, 84(10):1075, 2024.
- [40] Haiyuan Feng, Rong-Jia Yang, and Wei-Qiang Chen. Thin accretion disk and shadow of Kerr–Sen black hole in Einstein–Maxwell-dilaton–axion gravity. *Astropart. Phys.*, 166:103075,

2025.

- [41] Haiyuan Feng, Yingdong Wu, Rong-Jia Yang, and Leonardo Modesto. Choked accretion onto Kerr-Sen black holes in Einstein-Maxwell-dilaton-axion gravity. *Phys. Rev. D*, 109(6):063014, 2024.
- [42] Haiyuan Feng, Miao Li, Gui-Rong Liang, and Rong-Jia Yang. Adiabatic accretion onto black holes in Einstein-Maxwell-scalar theory. *JCAP*, 04(04):027, 2022.
- [43] Yinan Jia, Tong-Yu He, Wen-Qian Wang, Zhan-Wen Han, and Rong-Jia Yang. Accretion of matter by a charged dilaton black hole. *Eur. Phys. J. C*, 84(5):501, 2024.
- [44] Tong-Yu He, Ziqiang Cai, and Rong-Jia Yang. Thin accretion disks around a black hole in Einstein-Aether-scalar theory. *Eur. Phys. J. C*, 82(11):1067, 2022.
- [45] Ailin Liu, Tong-Yu He, Ming Liu, Zhan-Wen Han, and Rong-Jia Yang. Possible signatures of higher dimension in thin accretion disk around brane world black hole. *JCAP*, 07:062, 2024.
- [46] K. S. Virbhadra. Relativistic images of schwarzschild black hole lensing. *Physical Review D*, 79(8), April 2009.
- [47] Gary W Gibbons and Kei-ichi Maeda. Black holes and membranes in higher-dimensional theories with dilaton fields. *Nuclear Physics B*, 298(4):741–775, 1988.
- [48] David Garfinkle, Gary T. Horowitz, and Andrew Strominger. Charged black holes in string theory. *Phys. Rev. D*, 43:3140, 1991. [Erratum: *Phys.Rev.D* 45, 3888 (1992)].
- [49] Chang Jun Gao and Shuang Nan Zhang. Higher-dimensional dilaton black holes with cosmological constant. *Physics Letters B*, 605(1–2):185–189, January 2005.
- [50] S. Hajkhalili and A. Sheykhi. Topological dyonic dilaton black holes in ads spaces. *Phys. Rev. D*, 99:024028, Jan 2019.
- [51] S. H. Hendi, A. Sheykhi, and M. H. Dehghani. Thermodynamics of higher dimensional topological charged ads black branes in dilaton gravity. *The European Physical Journal C*, 70(3):703–712, November 2010.
- [52] S. Hajkhalili and A. Sheykhi. Asymptotically (A)dS dilaton black holes with nonlinear electrodynamics. *Int. J. Mod. Phys. D*, 27(07):1850075, 2018.
- [53] Ahmad Sheykhi. Charged rotating dilaton black strings in AdS spaces. *Phys. Rev. D*, 78:064055, 2008.
- [54] Ryo Yamazaki and Daisuke Ida. Black holes in three-dimensional Einstein-Born-Infeld dilaton theory. *Phys. Rev. D*, 64:024009, 2001.

- [55] Chang Jun Gao and Shuang Nan Zhang. Dilaton black holes in the de sitter or anti-de sitter universe. *Physical Review D*, 70(12), December 2004.
- [56] David Garfinkle, Gary T. Horowitz, and Andrew Strominger. Charged black holes in string theory. *Phys. Rev. D*, 43:3140–3143, May 1991.
- [57] Shuang Yu, Jianhui Qiu, and Changjun Gao. Constructing black holes in einstein–maxwell–scalar theory. *Classical and Quantum Gravity*, 38(10):105006, April 2021.
- [58] Haiyuan Feng, Miao Li, Gui-Rong Liang, and Rong-Jia Yang. Adiabatic accretion onto black holes in Einstein-Maxwell-scalar theory. *JCAP*, 04(04):027, 2022.
- [59] Volker Perlick and Oleg Yu. Tsupko. Calculating black hole shadows: Review of analytical studies. *Physics Reports*, 947:1–39, February 2022.
- [60] Volker Perlick, Oleg Yu. Tsupko, and Gennady S. Bisnovatyi-Kogan. Influence of a plasma on the shadow of a spherically symmetric black hole. *Physical Review D*, 92(10), November 2015.
- [61] Sunny Vagnozzi, Rittick Roy, Yu-Dai Tsai, Luca Visinelli, Misba Afrin, Alireza Allahyari, Parth Bambhaniya, Dipanjan Dey, Sushant G Ghosh, Pankaj S Joshi, Kimet Jusufi, Mohsen Khodadi, Rahul Kumar Walia, Ali Övgün, and Cosimo Bambi. Horizon-scale tests of gravity theories and fundamental physics from the event horizon telescope image of sagittarius a*. *Classical and Quantum Gravity*, 40(16):165007, July 2023.
- [62] Yosuke Mizuno, Ziri Younsi, Christian M. Fromm, Oliver Porth, Mariafelicia De Laurentis, Hector Olivares, Heino Falcke, Michael Kramer, and Luciano Rezzolla. The current ability to test theories of gravity with black hole shadows. *Nature Astronomy*, 2(7):585–590, April 2018.
- [63] Kocherlakota and Shan-Shan Zhao. Constraints on black-hole charges with the 2017 eht observations of m87*. *Physical Review D*, 103(10), May 2021.
- [64] Kazunori Milagros Akiyama, Shuo Zhang, and Lucy Ziurys. First m87 event horizon telescope results. i. the shadow of the supermassive black hole. *The Astrophysical Journal Letters*, 875(1):L1, April 2019.
- [65] Event Horizon Telescope Collaboration, Akiyama, and Milagros Zeballos. First sagittarius a* event horizon telescope results. i. the shadow of the supermassive black hole in the center of the milky way. *The Astrophysical Journal Letters*, 930(2):L12, May 2022.
- [66] Deng Wang. Shaving the hair of black hole with sagittarius a* from event horizon telescope, 2022.

- [67] Cosimo Bambi, Katherine Freese, Sunny Vagnozzi, and Luca Visinelli. Testing the rotational nature of the supermassive object m87* from the circularity and size of its first image. *Physical Review D*, 100(4), August 2019.
- [68] Akhil Uniyal, Reggie C. Pantig, and Ali Övgün. Probing a non-linear electrodynamics black hole with thin accretion disk, shadow, and deflection angle with m87* and sgr a* from eht. *Physics of the Dark Universe*, 40:101178, May 2023.
- [69] Jun Peng, Minyong Guo, and Xing-Hui Feng. Influence of quantum correction on black hole shadows, photon rings, and lensing rings*. *Chinese Physics C*, 45(8):085103, August 2021.
- [70] Jinsong Yang, Cong Zhang, and Yongge Ma. Shadow and stability of quantum-corrected black holes. *The European Physical Journal C*, 83(7), July 2023.
- [71] Samuel E. Gralla, Daniel E. Holz, and Robert M. Wald. Black hole shadows, photon rings, and lensing rings. *Physical Review D*, 100(2), July 2019.
- [72] Samuel E. Gralla, Daniel E. Holz, and Robert M. Wald. Black hole shadows, photon rings, and lensing rings. *Physical Review D*, 100(2), July 2019.
- [73] Mert Okyay and Ali Ovgun. Nonlinear electrodynamics effects on the black hole shadow, deflection angle, quasinormal modes and greybody factors. *JCAP*, 01(01):009, 2022.