

# Further Comments on Yablo’s Construction \*

Karl Schlechta †‡

May 6, 2025

## Abstract

We continue our analysis of Yablo’s coding of the liar paradox by infinite acyclic graphs, [Yab82]. The present notes are based on and continue the author’s previous results on the problem. In particular, our approach is often more systematic than before.

## Contents

<b>1</b>	<b>Overview</b>	<b>4</b>
1.1	Basic Terminology . . . . .	4
1.2	Comments On the Strategy . . . . .	5
1.2.1	Expressing “x is false” In an Acyclic Graph . . . . .	5
1.2.2	Satisfying the Antagonistic Requirements (C1) and (C2) In the Limit . . . . .	5
<b>2</b>	<b>Background: Graph, Logik</b>	<b>6</b>
2.1	The Logical Side . . . . .	6
2.2	The Graph Side . . . . .	6
2.3	Interplay of the Graph and the Logical Side . . . . .	8
2.4	A Third Truth Value . . . . .	8
<b>3</b>	<b>Elementary Cells</b>	<b>11</b>
3.1	General Remarks . . . . .	11
3.2	Comments on Yablo Cells . . . . .	14
3.2.1	Branching points . . . . .	14
3.2.2	Paths . . . . .	14
3.2.3	All Sides Of the Triangle Have to Be Negative . . . . .	17
3.2.4	The Problem with Diamonds . . . . .	18
<b>4</b>	<b>Combining Cells</b>	<b>21</b>
4.1	Overview . . . . .	21
4.2	In More Detail . . . . .	22
4.2.1	Composition . . . . .	26

---

\*File: WAB, [Sch25], arXiv 2504.10370

†schcsg@gmail.com - <https://sites.google.com/site/schlechtakar/> - Koppeweg 24, D-97833 Frammersbach, Germany

‡Retired, formerly: Aix-Marseille Université, CNRS, LIF UMR 7279, F-13000 Marseille, France

References



# 1 Overview

These notes are based on [Sch22] and [Sch23b], the reader may have copies of both ready for more examples and discussions. All these papers are, of course, based on Yablo's seminal [Yab82].

See also the author's earlier versions on arXiv.

- (1) In Section 2 (page 6), we first present the background, its logical and graph theoretical side, and their interplay. We also discuss a useful third truth value, which expresses that neither  $\phi$  nor  $\neg\phi$  is consistent. In most cases, we will work with simple conjunctions (with and without negations).
- (2) In Section 3 (page 11), we discuss elementary contradiction (cells). Essentially, these are variations of Yablo's triangles. The simplest contradictions are too simple, they have an "escape possibility", i.e., combining them will leave one possibility without contradictions. Diamonds, constructions with four sides, will not work because they need a "synchronization", which is not available in our framework.
- (3) In Section 4 (page 21), we discuss how to put contradiction cells together to obtain graphs, which code the liar paradox. Basically, we follow Yablo's construction, but give a finer analysis, discuss its properties, and again escape possibilities (in indirect composition).

We may start the construction with some simple  $y_i$ , but we will automatically end in a Yablo like construction, when satisfying the basic requirements (C1) and (C2) (see below, Section 1.1 (page 4)). This is discussed in the sections on "Saw Blades", see Section 7.6 in [Sch22] and Section 3 in [Sch23b].

- (4) There is an important property for the graphs, which we need, probably a sort of "richness", see Remark 4.1 (page 26). This property holds trivially in Yablo's construction by transitivity.

## 1.1 Basic Terminology

- (1) Yablo's construction

Yablo's construction is an infinite directed graph with nodes  $x_i : i \in \omega$  and (negative) arrows  $x_i \not\rightarrow x_j$  for  $i < j < \omega$ .

Nodes stand for propositional variables, and the meaning of arrows  $x_i \not\rightarrow x_j$  is that variable  $x_j$  occurs (negatively) in the formula attached to  $x_i$ , in most cases it expresses  $x_i = \bigwedge\{\neg x_j : i < j\}$ . (We will identify for simplicity nodes with their attached variables.)

It is easy to see that no node may be true, nor false: Suppose  $x_i$  is true, then all  $x_j, j > i$  are false, so  $x_{i+1}$  must be false, then  $\neg x_{i+1} = \bigvee\{x_j : j > i + 1\}$ , contradiction, as all  $j > i + 1 > i$  must be false. Suppose  $x_i$  is false, then some  $x_{i'}, i' > i$ , must be true, again a contradiction (to the above).

- (2) Yablo Cell, Yablo Triangle

The basic contradiction structure has the form  $x \not\rightarrow y \not\rightarrow z, x \not\rightarrow z$ , with the meaning  $x = \neg y \wedge \neg z, y = \neg z$  (so  $\neg y = z$ , and  $x = z \wedge \neg z$ ).

We sometimes call  $x$  the head,  $y$  the knee, and  $z$  the foot of the Yablo Cell (or Triangle).

- (3) Conditions (C1) and (C2)

We sometimes write  $x_i+$  when we want to emphasize that we assume  $x_i$  is positive, similarly  $x_i-$  for the negative case.

Consider  $x_0$  in the Yablo construction (but this applies to all  $x_i$ ).

We denote by (C1) (for  $x_0$ ) the condition that  $x_0+$  has to be contradictory, and by (C2) the condition that  $x_0-$  has to be contradictory, which means by  $\neg x_0 = \bigvee\{x_i : i > 0\}$  that all  $x_i, i > 0$  have to be contradictory, roughly, in graph language, that all paths from  $x_0$  have to lead to a contradiction. (More precisely, see Section 4.1 (page 21), (3).)

## 1.2 Comments On the Strategy

These comments will be clearer in hindsight, after having read the details. Still the best place to put them seems to be in the introduction.

The comments on “ $x$  is false  $x$ ” show that there is no other way to express this in an acyclic graph of our type. The comments on the construction in the limit solve a seeming contradiction by choosing the right level of abstraction, i.e. by arguing on the level of instances. We do not show that there cannot be any other way to do this - we do not know, we just see no other possibility.

### 1.2.1 Expressing “ $x$ is false” In an Acyclic Graph

$\neg\phi$  is sometimes expressed by  $\phi \rightarrow \mathbf{F}$ , and  $\mathbf{F}$  by a contradiction.

How can we express that  $x$  is wrong in a finite acyclic graph?

Consider the set of minimal elements below  $x$ ,  $A$ , and the formula corresponding to the graph in DNF ( $\bigvee \bigwedge$ ) of these elements. This might be

- (1)  $x$  (the graph is trivial, just  $\{x\}$ ).
- (2)  $\mathbf{T}$  or  $\mathbf{F}$ , a tautology or contradiction.
- (3) a disjunction of conjunctions of elements in  $A$ , or their negations. By acyclicity,  $a \notin A$ .

So the only way to express that  $a$  is wrong is by a contradiction.

### 1.2.2 Satisfying the Antagonistic Requirements (C1) and (C2) In the Limit

We want to express by an infinite graph that both  $x$  and  $\neg x$  are inconsistent.

By (102.2), this must be expressed by suitable contradictions. Therefore, we treat such contradictions as basic building blocks, as Yablo did.

The problems are then

- (1) Which kinds of such building blocks exist? See Section 3 (page 11).
- (2) How do we combine them to obtain a suitable graph expressing that both  $x$  and  $\neg x$  are impossible?

The problem is that, if  $x$  is contradictory, then  $\neg x$  is a tautology in classical logic, and thus in the theory expressed by a finite acyclic graph. So we alternate between  $x$  and  $\neg x$  a tautology, and it is not clear what such constructions are in the limit, when we leave classical logic.

This view is too abstract, we have to look at details, as they are given in the proof of validity for Yablo’s construction, or our reconstruction in Section 4 (page 21).

We have to look at instances.

- (2.1) We start with satisfying (C1) for  $x_0$ , see (1) in Diagram 4.1 (page 24).
- (2.2) This creates new problems for (C2), at  $x_1$  and  $x_2$ . Consider  $x_1$ . We satisfy (C2) at  $x_1$ , see (2.1) and (2.2) in Diagram 4.1 (page 24).
- (2.3) But  $x_1$  is now a branching point. The branch  $x_1 - x_2$  continues to be satisfied for (C1), but the (new) branch  $x_1 - x_3$  opens a new problem for (C1), as  $x_1$  is an OR for  $x_0 +$ .
- (2.4) So we attack this new problem in (3) in Diagram 4.1 (page 24), by adding a new contradiction to this new problem for (C1), etc.
- (2.5) So we have new instances of problems for (C1), (C2), we solve the new instances, say for (C1), the old instances for both (C1) and (C2) stay solved.

Thus, in the limit, new problems (instances of problems, more precisely) are created, they are solved in one of the next steps, problems once solved stay solved, so there remain no unsolved problems.

The set of problems increases, but all are solved in the limit, and  $x$  and  $\neg x$  are contradictory.

## 2 Background: Graph, Logik

Most of the material in this section is either common knowledge, or was already covered in [Sch23b].

### 2.1 The Logical Side

On the logics side, we work with propositional formulas, which may, however, be infinite.

We will see that we need infinite formulas (of infinite depth) to have nodes to which we cannot attribute truth values. See Fact 2.4 (page 8).

We will work here with disjunctive normal forms, i.e. with formulas of the type  $x := \bigvee \{ \bigwedge x_i : i \in I \}$ , where  $x_i := \{ x_{i,j} : j \in J_i \}$ , and the  $x_{i,j}$  are propositional variables or negations thereof - most of the time pure conjunctions of negations of propositional variables.

#### Fact 2.1

Let  $x := \bigvee \{ \bigwedge \{ x_{i,j} : j \in J_i \} : i \in I \}$ , where the  $x_{i,j}$  are propositional variables or negations thereof.

- (1) Let  $F := \Pi \{ x_i : i \in I \}$  - the set of choice functions in the sets  $x_i$ , where  $x_i := \{ x_{i,j} : j \in J_i \}$ .

Then  $\neg x = \bigvee \{ \bigwedge \{ \neg x_{i,j} : x_{i,j} \in \text{ran}(f) \} : f \in F \}$ .

(Argue semantically with the sets of models and general distributivity and complements of sets.)

- (2) Contradictions will be between two formulas only, one a propositional variable, the other the negation of the former.

□

### 2.2 The Graph Side

We work with directed, acyclic graphs. They will usually have one root, often called  $x_0$ . In diagrams, the graphs may grow upward, downward, or sideways, we will say what is meant.

#### Definition 2.1

Nodes stand for propositional variables.

If a node  $x$  is not terminal, it has also a propositional formula  $\phi_x$  attached to it, sometimes written  $d(x) = \phi_x$ , with the meaning  $x \leftrightarrow \phi_x$ , abbreviated  $x = \phi_x$ . The successors of  $x$  are the propositional variables occurring in  $\phi_x$ . Thus, if  $x \rightarrow x'$  and  $x \rightarrow x''$  are the only successors of  $x$  in  $\gamma$ ,  $\phi_x$  may be  $x' \vee x''$ ,  $x' \wedge \neg x''$ , but not  $x' \wedge y$ .

Usually, the  $\phi_x$  are (possibly infinite) conjunctions of propositional variables or (in most cases) their negations, which we write  $\bigwedge \pm x_i$  etc. We often indicate the negated variables in the graph with negated arrows, like  $x \not\rightarrow y$ , etc. Thus,  $x \not\rightarrow x'$ ,  $x \rightarrow x''$  usually stands for  $\phi_x = \neg x' \wedge x''$ .

#### Example 2.1

$\phi_x$  in above definition cannot be replaced by  $\phi_x \rightarrow \neg x' \wedge x''$  etc, as this example shows (we argue semantically, with the central conflictual construction in Yablo's paper, Yablo Cell, see Section 1.1 (page 4), (2)):

Let  $U = \{a, b, c\}$ ,  $A = \{a\}$ ,  $B = \{b\}$ ,  $C = \{c\}$ , so  $\mathbf{C}(A) = \{b, c\}$ ,  $\mathbf{C}(B) = \{a, c\}$ ,  $\mathbf{C}(C) = \{a, b\}$ , so  $B \subseteq \mathbf{C}(C)$ ,  $A \subseteq \mathbf{C}(B) \cap \mathbf{C}(C)$ , we have consistency, and it does not work for the construction.

#### Example 2.2

Consider the basic construction of a contradiction (used by Yablo and here, see Section 1.1 (page 4)).

$\Gamma := \{x \not\rightarrow y \not\rightarrow z, x \not\rightarrow z\}$ .  $\Gamma$  stands for  $x = \neg y \wedge \neg z$ ,  $y = \neg z$ , so  $x = z \wedge \neg z$ , which is impossible.

If we negate  $x$ , then  $\neg x = y \vee z = \neg z \vee z$ , so  $\neg x$  is possible.

From the graph perspective, we have two paths in  $\Gamma$  from  $x$  to  $z$ ,  $\sigma := x \not\rightarrow y \rightarrow z$ , and  $\sigma' := x \rightarrow z$ .

We add now  $y \rightarrow y'$  to  $\Gamma$ , so  $\Gamma' := \{x \not\rightarrow y \rightarrow z, x \rightarrow z, y \rightarrow y'\}$ , thus  $x = \neg y \wedge \neg z$ ,  $y = \neg z \wedge \neg y'$ , so  $\neg y = z \vee y'$ , and  $x = (z \vee y') \wedge \neg z = (z \wedge \neg z) \vee (y' \wedge \neg z)$ , and  $x$  is not contradictory any more.

### Definition 2.2

(This applies only to unique occurrences of a variable in the formula attached to another variable.)

We can attribute a value to a path  $\sigma$ ,  $val(\sigma)$ , expressing whether it changes a truth value from the beginning to the end.  $\sigma := x \rightarrow y \rightarrow z$  does not change the value of  $z$  compared to that of  $x$ ,  $\sigma' := x \rightarrow z$  does. We say  $val(\sigma) = +$ ,  $val(\sigma') = -$ , or positive (negative) path.

Formally:

Let  $\sigma, \sigma'$  be paths as usual.

- (1) If  $\sigma := a \rightarrow b$ , then  $val(\sigma) = +$ , if  $\sigma := a \not\rightarrow b$ , then  $val(\sigma) = -$ .
- (2) Let  $\sigma \circ \sigma'$  be the concatenation of  $\sigma$  and  $\sigma'$ . Then  $val(\sigma \circ \sigma') = +$  iff  $val(\sigma) = val(\sigma')$ , and - otherwise.

If all arrows are negative, then  $val(\sigma) = +$  iff the length of  $\sigma$  is even.

### Definition 2.3

We call two paths  $\sigma, \sigma'$  with common start and end contradictory, and the pair a contradictory cell iff  $val(\sigma) \neq val(\sigma')$ . The structures considered here will be built with contradictory cells.

### Remark 2.2

- (1) Note that the fact that  $\sigma$  and  $\sigma'$  are contradictory or not is independent of how we start, whether for both  $x = TRUE$  or for both  $x = FALSE$ .
- (2) We saw already in Example 2.2 (page 6) that it is not sufficient for a “real” contradiction to have two contradictory paths.

We need

- (2.1) (somewhere) an “AND”, so both have to be valid together, an “OR” is not sufficient,
- (2.2) we must not have a branching with an “OR” on the way as in  $\Gamma'$ , an “escape” path, unless this leads again to a contradiction.

### Notation 2.1

When we give nodes a truth value, we will use  $x+$  (and  $x \wedge$ ,  $x + \wedge$ , etc. if  $\phi_x$  has the form  $\wedge \pm x_i$ ) to denote the case  $x = TRUE$ , and  $x-$ ,  $x \vee$ ,  $x - \vee$ , etc. for the case  $x = FALSE$ .

### Fact 2.3

(Simplified).

Consider three paths,  $\rho, \sigma, \tau$ , for simplicity with same origin, i.e.  $\rho(0) = \sigma(0) = \tau(0)$ .

- (1) No contradiction loops of length 3.
  - (1.1) Suppose they meet at a common point, i.e.  $\rho(m_\rho) = \sigma(m_\sigma) = \tau(m_\tau)$ . Then it is impossible that  $\rho$  contradicts  $\sigma$  contradicts  $\tau$  contradicts  $\rho$  (at  $m_\rho$ ). (“ $\alpha$  contradicts  $\beta$ ” means here that for some  $i, j$   $\alpha(i) = \beta(j)$ , but one has value  $+$ , the other value  $-$ .)  
(Trivial, we have only 2 truth values).

(1.2) Suppose, first  $\rho$  and  $\sigma$  meet, then  $\rho$  (or  $\sigma$ ) and  $\tau$  meet, but once they meet, they will continue the same way (e.g., if  $\rho(i) = \sigma(j)$ , then for all  $k > 0$   $\rho(i + k) = \sigma(j + k)$ ). Then it is again impossible that  $\rho$  contradicts  $\sigma$  contradicts  $\tau$  contradicts  $\rho$ . ( $\rho$  and  $\sigma$  continue to be the same but with different truth values until they meet  $\tau$ , so it is the same situation as above.)

(2) Above properties generalize to any loops of odd length (with more paths).

See Section 7.4.2 in [Sch22], and Fact 1.3 in [Sch23b] for more details.

This does not hold when the paths may branch again after meeting, as the next Example shows.

### Example 2.3

(Example 7.4.2 in [Sch22].)

Let  $\sigma_0 : x_0 \not\rightarrow x_1 \rightarrow x_2 \not\rightarrow x_3 \rightarrow x_4$ ,  $\sigma_1 : x_0 \not\rightarrow x_1 \rightarrow x_2 \rightarrow x_4$ ,  $\sigma_2 : x_0 \rightarrow x_2 \not\rightarrow x_3 \rightarrow x_4$ ,  $\sigma_3 : x_0 \rightarrow x_2 \rightarrow x_4$ ,

then  $\sigma_0$  contradicts  $\sigma_1$  in the lower part,  $\sigma_2$  and  $\sigma_3$  in the upper part,  $\sigma_1$  contradicts  $\sigma_2$  and  $\sigma_3$  in the upper part,  $\sigma_2$  contradicts  $\sigma_3$  in the lower part.

Obviously, this may be generalized to  $2^\omega$  paths.

Consider Yablo's original construction:

### Example 2.4

Recall Section 1.1 (page 4), (1), here slightly generalized.

Let the nodes be  $\{x_i : i < \omega\}$ , and the arrows for  $x_i \{x_i \not\rightarrow x_j : i < j\}$ , expressed as a relation by  $\{x_i < x_j : i < j\}$ , and as a logical formula by  $x_i = \bigwedge\{\neg x_j : i < j\}$ .

Thus  $\neg x_i = \bigvee\{x_j : i < j\}$ . For any  $x_i$ , we have a contradiction by  $x_i = \bigwedge\{\neg x_j : i < j\}$  and  $\neg x_{i+1} = \bigvee\{x_j : i + 1 < j\}$  for any  $x_{i+}$ , and for any  $x_{k-}$  for a suitable  $k' > k$   $x_{k'} +$ .

It is important that, although we needed to show the property (C1) and (C2) (see Section 1.1 (page 4)) for  $x_0$  only, they hold for all  $x_i$ , thus it is a recursive construction. See Construction 4.1 (page 23).

## 2.3 Interplay of the Graph and the Logical Side

We can either think on the logical level with formulas, or graphically with conflicting paths, as in the following Fact.

We need infinite depth and width in our constructions:

### Fact 2.4

- (1) The construction needs infinite depth,
- (2) the logic as used in Yablo's construction is not compact,
- (3) the construction needs infinite width, i.e. the logic cannot be classical.

Proof: See Fact 1.4, p. 858 in [Sch23b].

## 2.4 A Third Truth Value

See also Section 7.1.2, Fact 7.1.1 in [Sch22] for a less systematic approach.

### Remark 2.5

We consider a third truth value,  $\xi$ , in addition to  $\mathbf{T}$  and  $\mathbf{F}$ .

$\xi$  means for a formula  $\phi$  that neither  $\phi$  nor  $\neg\phi$  are true (in the given set of formulas). Of course, this is impossible in a classical framework.



(1) Let  $|\phi|$  be the truth value of  $\phi$ .

Let  $|\phi| = \xi$  be an abbreviation for  $|\phi| = \mathbf{F}$  and  $|\neg\phi| = \mathbf{F}$ .

Let  $|\phi| = \xi$ .

We have

$$(1.1) \quad \xi \wedge \mathbf{T} = \xi : \phi \wedge \mathbf{T} = \mathbf{F} \wedge \mathbf{T}, \neg(\phi \wedge \mathbf{T}) = \neg\phi \vee \mathbf{F} = \mathbf{F} \vee \mathbf{F} = \mathbf{F}.$$

$$(1.2) \quad \xi \vee \mathbf{T} = \mathbf{T} : \phi \vee \mathbf{T} = \mathbf{T}, \neg(\phi \vee \mathbf{T}) = \neg\phi \wedge \mathbf{F} = \mathbf{F} \wedge \mathbf{F} = \mathbf{F}.$$

$$(1.3) \quad \xi \wedge \mathbf{F} = \mathbf{F}, \xi \vee \mathbf{F} = \xi : \text{analogously.}$$

$$(1.4) \quad \text{Likewise } \xi \wedge \xi = \xi \vee \xi = \xi.$$

(2) We thus have:

$$\mathbf{F} \wedge \xi = \neg(\neg(\mathbf{F} \wedge \xi)) = \neg(\neg\mathbf{F} \vee \neg\xi) = \neg(\mathbf{T} \vee \xi) = \neg\mathbf{T} = \mathbf{F} \text{ and}$$

$$\mathbf{F} \vee \xi = \neg(\neg(\mathbf{F} \vee \xi)) = \neg(\neg\mathbf{F} \wedge \neg\xi) = \neg(\mathbf{T} \wedge \xi) = \neg\xi = \xi$$

(3) Using the operations  $\wedge, \vee$  for truth values  $\alpha, \beta$

$$\alpha \vee \beta = \sup\{\alpha, \beta\}, \alpha \wedge \beta = \inf\{\alpha, \beta\} \text{ and above results, we have}$$

$$(3.1) \quad \sup\{\xi, \mathbf{F}\} = \xi, \sup\{\xi, \mathbf{T}\} = \mathbf{T} \text{ (or } \inf\{\xi, \mathbf{F}\} = \mathbf{F}, \inf\{\xi, \mathbf{T}\} = \xi) \text{ and thus the order}$$

$$(3.2) \quad \mathbf{F} < \xi < \mathbf{T},$$

(3.3) (and finally the inverse operations

$$-\xi = \xi,$$

$$-\mathbf{T} = \mathbf{F},$$

$$-\mathbf{F} = \mathbf{T}.)$$

#### Definition 2.4

We loosely use the expression “escape possibility”, “escape path” etc. to indicate a construction which avoids a desired property through a (usually infinite) sequence of decisions.

Examples:

(1) A simple example is the trivial contradiction,  $x = y \wedge \neg y$ , so  $\neg x = y \vee \neg y$ . (See Definition 3.1 (page 11).) If we continue  $y$  with  $y = z \wedge \neg z$ , so  $\neg y = z \vee \neg z$ , etc. we have an escape sequence  $\neg x, \neg y, \neg z$ , etc., which never meets a contradiction.

Thus,  $x = y \wedge \neg y$  is not a contradiction cell for our purposes,  $\neg x$  has a model defined by the escape sequence.

(2) “Pipelines”: We may try to avoid infinite branching by one branch used to branch infinite often, but sequentially.

Say, instead of a disjunction of infinitely many arrows  $x_0 \rightarrow x_i : i \in \omega$ , we construct one arrow  $x_0 \rightarrow y_0$ , and branch  $(y_0 \rightarrow x_1 \text{ or } y_0 \rightarrow y_1), (y_1 \rightarrow x_2 \text{ or } y_1 \rightarrow y_2)$ , etc., but now the sequence  $x_0 \rightarrow y_0 \rightarrow y_1 \rightarrow y_2 \dots$  avoids hitting any  $x_i, i > 0$ .

See Section 3.2.1 (page 14) and Section 3.2.2 (page 14).

(3) In general, suppose we have a partial graph  $\Gamma_{x,y}$  with origin  $x$  and end point  $y$  (among perhaps other end points), and, say  $\neg x$  results in choices  $y$  or  $\neg y$  (due to internal choices by OR).

If we continue with a copy of  $\Gamma_{x,y}$ , now  $\Gamma_{y,z}$ , grafting  $\Gamma_{y,z}$  on  $\Gamma_{x,y}$ , etc., we may not achieve a desired result (whereas a different  $y'$  may achieve it). See Diagram 4.3 (page 27) and its discussion.

#### Remark 2.6

Suppose we have an escape problem, like  $x = y \wedge \neg y$ , thus  $\neg x = y \vee \neg y$ .

Can we append a new finite structure  $\Gamma$  to  $y$  which reduces the possibilities to just one value, say for  $z$ ? So, whatever the input,  $y$  or  $\neg y$ , the outcome is  $z$ ?

This, however, is not possible.

There are, whatever the inner structure, just four possibilities: it might be equivalent to  $y = z$ ,  $y = \neg z$ ,  $y = z \wedge \neg z$ ,  $y = z \vee \neg z$ . The first two cases are trivial. Suppose  $y = z \wedge \neg z$ . Then  $\neg x = y \vee \neg y = (z \wedge \neg z) \vee \neg z \vee z = \neg z \vee z$ . Suppose  $y = z \vee \neg z$ . Then  $\neg x = (z \vee \neg z) \vee \neg y = z \vee \neg z$ .

## 3 Elementary Cells

### 3.1 General Remarks

We try to describe here the basic constructions of contradictions.

As said in Fact 2.1 (page 6) (and re-written graph-theoretically), these consist of two branches with common origin, which meet again, and have different polarity. We call such constructions cells.

First, we want to exclude some trivialities. We describe only the part beginning at the branching point, not before, not after.

Second, we will define a simple hierarchy of such cells, and will allow a cell only the use of simpler cells as substructure. This prevents “cheating”. (See Remark 3.1 (page 11).) Thus, we look at those cells only which allow to construct a Yablo-like structure without the use of more complicate cells.

We first use (almost) only negative arrows, and nodes whose formulas are conjunctions. We will see how to generalize to more complicated paths.

#### Definition 3.1

- (1) The simplest contradiction cell:

$x \vec{\rightarrow} y$ , with the meaning  $x = y \wedge \neg y$ .

See Definition 2.4 (page 9).

- (2) The Yablo Cell:

$x \not\rightarrow y \not\rightarrow z, x \not\rightarrow z$ , with the meaning  $x = \neg y \wedge \neg z, y = \neg z$ .

- (3) The diamond:

$x \not\rightarrow y \not\rightarrow z, x \not\rightarrow y' \rightarrow z$ , with the meaning  $x = \neg y \wedge \neg y', y = \neg z, y' = z$ .

We will argue that it suffices to consider these types of cells, see Remark 3.3 (page 11) and Section 3.2 (page 14). Furthermore, we can also neglect all but the (slightly generalized) Yablo Cells, as we will see in the present section.

It will become clear in a moment that above cells are fundamentally different, but for this we have to consider the second requirement (C2).

#### Remark 3.1

Suppose we add to the Yablo construction an additional node  $x_{-1} \rightarrow x_0$  (or  $x_{-1} \not\rightarrow x_0$ ),  $x_{-1}$  will have the same properties (i.e. truth value  $\xi$ ) as  $x_0$ , but this addition will not contribute anything to the construction.

To prevent this, we require that it is possible to construct a Yablo structure using only the contradiction cell discussed (and perhaps simpler contradiction cells).

#### Remark 3.2

We recall again the requirement (C2),  $\neg x$  has to be contradictory. As  $x = \neg y \wedge \neg z$  (or  $x = \neg y \wedge \neg y'$ ), and thus  $\neg x = y \vee z$  (or  $\neg x = y \vee y'$ ) we add the requirement that  $y$  and  $z$  (or  $y$  and  $y'$ ) are each contradictory.

Thus, Yablo cells and diamonds are different from the simple contradiction.

Yablo cells and diamonds are different from each other as long as we require in the latter case that the truth value of  $y'$  too is  $\xi$ , and not just False. We will see that making  $y$  and  $y'$   $\xi$  leads to problems.

(Conversely, making  $y$  in a Yablo cell not contradictory makes the construction, of course, equivalent to the simple contradiction.)

#### Remark 3.3

(1) Recall from Section 2.4 (page 8):

$$\xi \wedge \mathbf{True} = \xi \vee \mathbf{False} = \xi,$$

$$\xi \wedge \mathbf{False} = \mathbf{False}, \xi \vee \mathbf{True} = \mathbf{True}$$

(2) We present a systematic treatment of variants of the Yablo triangle (and the diamond).

(2.1) In the Yablo construction, we attach to the Yablo triangle  $x \not\rightarrow y \not\rightarrow z, x \not\rightarrow z$ , to  $y$  and  $z$  constructions, which make  $y = \neg z \wedge \xi, z = \xi$ . We also consider here the cases where we end  $z$  by  $\mathbf{T}$  or  $\mathbf{F}$ , and set e.g.  $y = \neg z \wedge \mathbf{T}, y = \neg z \vee \mathbf{T}$ , etc., see (2.3.1) below.

(2.2) We consider:

(2.2.1) Do we have a contradiction for  $x+$ ?

(2.2.2) Do we have contradictions for  $x-$ ?

(2.2.3) Do we have escape possibilities?

(See Definition 2.4 (page 9) and Remark 2.6 (page 9).)

(2.2.4) Do we obtain  $x = \xi$ ?

(2.2.5) Do we obtain infinite width and depth by suitable combinations of cells of the same type? See also Section 4.2 (page 22).

(2.3) We consider the cases in all possible combinations:

(2.3.1) (a)

$$\langle 1.b \rangle z = \mathbf{T},$$

$$\langle 2.b \rangle z = \mathbf{F},$$

$$\langle 3.b \rangle z = \xi$$

(b)

$$\langle a.1 \rangle y = \neg z \wedge \mathbf{T} = \neg z,$$

$$\langle a.2 \rangle y = \neg z \wedge \mathbf{F} = \mathbf{F},$$

$$\langle a.3 \rangle y = \neg z \wedge \xi,$$

$$\langle a.4 \rangle y = \neg z \vee \mathbf{T} = \mathbf{T},$$

$$\langle a.5 \rangle y = \neg z \vee \mathbf{F} = \neg z,$$

$$\langle a.6 \rangle y = \neg z \vee \xi$$

Case  $\langle a.1 \rangle$  is equivalent to case  $\langle a.5 \rangle$ .

Thus, we look at e.g. case  $\langle 1.1 \rangle$ , i.e.  $z = \mathbf{T}$  and  $y = \neg z \wedge \mathbf{T}$ , etc., and consider whether the requirements in (2.2) above are satisfied.

(2.3.2) We first look only at the minimal requirements

(1)

$x+$  has to be contradictory, condition (2.2.1) above.

(2)

$x$  must not be classical ( $\mathbf{T}/\mathbf{F}$ ), condition (2.2.4) above.

The cases:

(2)

Consider  $\langle 1.b \rangle$ , so  $x = \neg z \wedge \neg y = \mathbf{F} \wedge \alpha = \mathbf{F}$  for any  $\alpha$ , so these cases are classical.

Consider  $\langle 2.b \rangle$ : For  $\langle 2.1 \rangle, \langle 2.2 \rangle, \langle 2.4 \rangle, \langle 2.5 \rangle$   $y$  is classical, so  $x$  is, too.  $\langle 2.3 \rangle$ :  $y = \neg z \wedge \xi = \mathbf{T} \wedge \xi = \xi$ , so  $x = \neg y \wedge \neg z = \xi \wedge \mathbf{T} = \xi$ .  $\langle 2.6 \rangle$ :  $y = \neg z \vee \xi = \mathbf{T} \vee \xi = \mathbf{T}$ . Thus,  $\langle 2.3 \rangle$  is the only non-classical case among  $\langle 2.b \rangle$ .

Consider  $\langle 3.b \rangle$ . In cases  $\langle 3.1 \rangle, \langle 3.3 \rangle, \langle 3.5 \rangle, \langle 3.6 \rangle$   $y = \xi$ , so  $x = \xi$ , too. In case  $\langle 3.2 \rangle$ ,  $y = \mathbf{F}$ , so  $x = \neg z \wedge \neg y = \xi \wedge \mathbf{T} = \xi$ . In case  $\langle 3.4 \rangle$ ,  $y = \mathbf{T}$ , so  $x = \neg z \wedge \neg y = \xi \wedge \mathbf{F} = \mathbf{F}$ . So  $\langle 3.4 \rangle$  is the only classical case among the  $\langle 3.b \rangle$

So the interesting cases left are  $\langle 2.3 \rangle, \langle 3.1 \rangle, \langle 3.2 \rangle, \langle 3.3 \rangle, \langle 3.5 \rangle, \langle 3.6 \rangle$ .

(1)

We now check for local contradiction in the case  $x+$ .

This is simpler, we just have to consider the cases (e.g.)  $\langle a.1 \rangle y = \neg z, \langle a.2 \rangle y = \mathbf{F}, \langle a.4 \rangle y = \mathbf{T}$ , the  $\xi$  are omitted, as we look for local contradictions,  $z$  is anything, and, of course,  $x = \neg y \wedge \neg z$ .

The case  $y = \neg z$  is known (Yablo construction, all cases except  $\langle a.2 \rangle$  and  $\langle a.4 \rangle$ ).

Case  $\langle a.2 \rangle$ :  $x = \mathbf{T} \wedge \neg z = \neg z$ , and we have no contradiction.

Case  $\langle a.4 \rangle$ :  $x = \mathbf{F} \wedge \neg z = \mathbf{F}$ , and we have a contradiction.

So  $\langle a.1 \rangle$ ,  $\langle a.3 \rangle$ ,  $\langle a.4 \rangle$ ,  $\langle a.5 \rangle$ ,  $\langle a.6 \rangle$  are contradictory.

(2.3.3) Next, we have to look at  $x-$ , and see if every path from  $x$  leads to a contradiction, condition (2.2.2) above.

We have to check  $z \vee y$ , it must not be  $\mathbf{T}$ .

So  $\langle 1.b \rangle$  and  $\langle a.4 \rangle$  will not work, i.e.  $z \vee y = \mathbf{T}$ .

Consider  $\langle 2.b \rangle$ , i.e.  $z = \mathbf{F}$ . Then in  $\langle 2.1 \rangle$ ,  $\langle 2.5 \rangle$ , and  $\langle 2.6 \rangle$   $y = \mathbf{T}$ , so this does not work.  $\langle 2.2 \rangle$ :  $z = y = \mathbf{F}$ , so this works.  $\langle 2.3 \rangle$ :  $z = \mathbf{F}$ ,  $y = \mathbf{T} \wedge \xi = \xi$ , so this works.

Consider  $\langle 3.b \rangle$ , i.e.  $z = \xi$ . Then  $y = \xi$  or  $y = \mathbf{F}$ , and all cases work, except  $\langle 3.4 \rangle$ .

In summary:  $z \vee y = \mathbf{T}$  in exactly the following cases:  $\langle 1.b \rangle$ ,  $\langle a.4 \rangle$ ,  $\langle 2.1 \rangle$ ,  $\langle 2.5 \rangle$ ,  $\langle 2.6 \rangle$ .

(2.3.4) We summarize the three conditions above:

(2.2.4):  $\langle 2.3 \rangle$ ,  $\langle 3.1 \rangle$ ,  $\langle 3.2 \rangle$ ,  $\langle 3.3 \rangle$ ,  $\langle 3.5 \rangle$ ,  $\langle 3.6 \rangle$  are ok.

(2.2.2):  $\langle 1, x \rangle$ ,  $\langle a.4 \rangle$ ,  $\langle 2.1 \rangle$ ,  $\langle 2.5 \rangle$ ,  $\langle 2.6 \rangle$  are not ok, so we learn nothing new beyond (2.2.4).

(2.2.1):  $\langle a.1 \rangle$ ,  $\langle a.3 \rangle$ ,  $\langle a.4 \rangle$ ,  $\langle a.5 \rangle$ ,  $\langle a.6 \rangle$  are ok, so only  $\langle 3.2 \rangle$  is eliminated from those satisfying (2.2.4).

In Summary, only  $\langle 2.3 \rangle$ ,  $\langle 3.1 \rangle$ ,  $\langle 3.3 \rangle$ ,  $\langle 3.5 \rangle$ ,  $\langle 3.6 \rangle$  satisfy all three conditions, (2.2.1), (2.2.2), (2.2.4).

(2.3.5) We look at these cases.

Here, and in (2.3.6),  $y_\xi$  stands for  $y$  which is of type  $\xi$ , likewise  $z_\xi$ , as we will append in the full structure at  $y$  and  $z$  a construction with value  $\xi$ .

In all cases  $x = \neg y \wedge \neg z$

$\langle 2.3 \rangle$

$z = \mathbf{F}$ ,  $y = \neg z \wedge y_\xi$ . Thus,  $\neg y = \mathbf{F} \vee \neg y_\xi = \neg y_\xi$ ,  $x = \neg y_\xi \wedge \mathbf{T} = \neg y_\xi$ .

$\langle 3.1 \rangle$

$z = z_\xi$ ,  $y = \neg z \wedge \mathbf{T}$ . Thus,  $\neg y = z = z_\xi$ ,  $x = z_\xi \wedge \neg z_\xi$ .

$\langle 3.3 \rangle$  (Yablo)

$z = z_\xi$ ,  $y = \neg z \wedge y_\xi$ . Thus,  $\neg y = z \vee \neg y_\xi = z_\xi \vee \neg y_\xi$ ,  $x = (z_\xi \vee \neg y_\xi) \wedge \neg z_\xi = \neg y_\xi \wedge \neg z_\xi$ .

$\langle 3.5 \rangle$ , identical to  $\langle 3.1 \rangle$ .

$z = z_\xi$ ,  $y = \neg z \vee \mathbf{F}$ . Thus,  $\neg y = z \wedge \mathbf{T} = z = z_\xi$ ,  $x = z_\xi \wedge \neg z_\xi$ .

$\langle 3.6 \rangle$

$z = z_\xi$ ,  $y = \neg z \vee y_\xi$ . Thus,  $\neg y = z \wedge \neg y_\xi = z_\xi \wedge \neg y_\xi$ ,  $x = z_\xi \wedge \neg y_\xi \wedge \neg z_\xi$ .

(2.3.6) We look at the Diamond.

$x = \neg y \wedge \neg y'$ ,  $y = y_\xi \wedge \neg z$ ,  $y' = y'_\xi \wedge z$ ,  $z = z_\xi$ .

Thus,  $\neg y = \neg y_\xi \vee z$ ,  $\neg y' = \neg y'_\xi \vee \neg z$ ,  $x = (\neg y_\xi \vee z) \wedge (\neg y'_\xi \vee \neg z) = (\neg y_\xi \wedge \neg y'_\xi) \vee (\neg y_\xi \wedge \neg z) \vee (z \wedge \neg y'_\xi) \vee (z \wedge \neg z)$ .

The modified Diamond is the same, only  $y' = z \vee \mathbf{F} = z$ , so  $\neg y' = \neg z \wedge \mathbf{T} = \neg z$ , and  $x = \neg y \wedge \neg y' = (\neg y_\xi \vee z) \wedge \neg z = (\neg y_\xi \wedge \neg z_\xi) \vee (z \wedge \neg z) = \neg y_\xi \wedge \neg z_\xi$ , so we have a Yablo cell.

(2.4) Summary of the (in this context) important constructions

- The Yablo Cell is of the type  $x = \neg y \wedge \neg z$ ,  $y = \neg z$ , with  $y = z = \xi$ , type  $\langle 3.3 \rangle$  above, (see Definition 3.1 (page 11)).
- The diamond is of the type  $x = \neg y \wedge \neg y'$ ,  $y = \neg z$ ,  $y' = z$ , with  $y = y' = z = \xi$  (see Definition 3.1 (page 11)).
- The simplified Saw Blade tooth is of the type  $x = \neg y \wedge \neg z$ ,  $y = \neg z$ , with  $y = \xi$ ,  $z = \mathbf{F}$ , type  $\langle 2.3 \rangle$  above, see Section 7.6 in [Sch22], or Section 3 in [Sch23b].
- The simplified diamond is of the type  $x = \neg y \wedge \neg y'$ ,  $y = \neg z$ ,  $y' = z \vee \mathbf{F}$ , with  $y = z = \xi$ , see Section 3.2.4 (page 18).

## 3.2 Comments on Yablo Cells

Prerequisites:

We consider a triangle  $x - y - z$ ,  $x - z$ , but leave open if the arrows are positive or negative. We require that  $x+$  is of type  $\wedge$ , and that the triangle is contradictory for the case  $x+$ , as well as for  $x-$ , both paths  $x - y - z$  und  $x - z$  have to lead to a contradiction (conditions (C1) and (C2)).

### 3.2.1 Branching points

- (1) We consider the hierarchy:  
intermediate point - branching point - branching point with contradiction
- (2) We have to branch on the path  $x - y - z$ , otherwise, we have the trivial contradiction (and an escape possibility).  
If we branch on  $x - z$  at some additional intermediate point, we have the Diamond, see Definition 3.1 (page 11)
- (3) If we have a contradiction on  $x - y - z$  only at  $z$ , the situation is again equivalent to the trivial contradiction.  
More general, if  $\sigma : x \rightarrow z$  and  $\sigma' : x \rightarrow z$  contradict each other, and both are for  $x-$  valid paths (i.e. no contradiction at  $y!$ ), then we have an escape possibility.
- (4) The points  $x, y, z$   
Suppose we branch at  $y$ , so we have, in addition to the triangle, some  $y - z'$ 
  - (4.1) Case 1: If  $x+$ , then  $y$  AND, thus if  $x-$  then  $y$  OR:  
Consider  $x - z, x - z', x - y - z, y - z'$ , so, whatever the choice in  $y$ , we have what we need.  
Without a contradiction at  $y$ , we have an escape possibility for  $x-$  (see above), e.g. continue  $z$  the same way:  $z - u, z - u', z - w - u, w - u'$ .
  - (4.2) Case 2:  $x+$  implies  $y$  OR: (Yablo)  
Thus, we also need for  $x - y - z'$  a contradiction, this leads to infinite branching at  $x$ .
    - (4.2.1) A new path  $x - z'$  as in Yablo's construction leads to infinite branching and non-classical logic.
    - (4.2.2) We may branch on the already existing  $x - y$  oder  $x - z$ , and continue to build a (finite) contradiction to  $x - y - z'$ .  
This however, is possible only a finite number of times, e.g.  $x - a_0 - a_1 - z'$ , then  $x - a_0 - a_1 - a_2 - z''$ , etc., like "Pipeline", Example 7.37, and Section 7.6.3 in [Sch22] or Example 1.5 and Section 3.4 in [Sch23b]. See also Definition 2.4 (page 9) above. This constructs an infinite sequence of choices  $a_0 - a_1 - a_2 - \dots$  which offers an escape possibility.  
Thus we need infinite branching (and non-classical logic).

### 3.2.2 Paths

- (1) Additional branching on  $x - y$ , e.g.  $x - x'' - y - z, x - z, x'' - y' - z', x - z'$ 
  - (1.1) Case 1:  $x+ \Rightarrow x''$  OR  
This generates a copy of the structure for  $x+$  :  
We construct for  $x - x'' - y'$  as for  $x - x'' - y$
  - (1.2) Case 2:  $x+ \Rightarrow x''$  AND  
So  $x- \Rightarrow x''$  OR, so we make a copy of the structure for  $x-$ , consider e.g.  $x - z, x - z', x - x'' - y - z, x'' - y' - z'$   
See Diagram 3.1 (page 16), upper part.
- (2) We branch on  $y - z$ , and have  $x - y - y'' - z, x - y - y'' - z', x - z, x - z'$

(2.1) Case 1:  $x+ \Rightarrow y''$  OR:

We make a copy of the structure for  $x+$ .

(2.2) Case 2:  $x+ \Rightarrow y''$  AND:

So  $x- \Rightarrow y''$  OR:

We make a copy of the structure for  $x-$ .

Consider e.g.  $x-z$ ,  $x-z'$ ,  $x-y-y''-z$ ,  $y''-z'$

See Diagram 3.1 (page 16) lower part.

- (3) As branching at  $y$  is not different from branching before or after  $y$ , we assume for simplicity that we branch at  $y$ . Moreover, as argued above ("pipeline"), we may assume for simplicity that we always start contradictions at  $x$ .

See Section 3.2.2

Lines represent upward pointing arrows

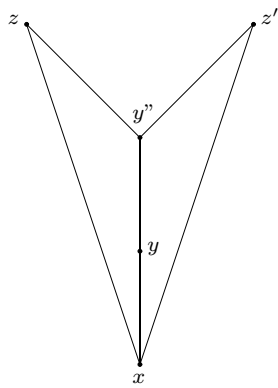
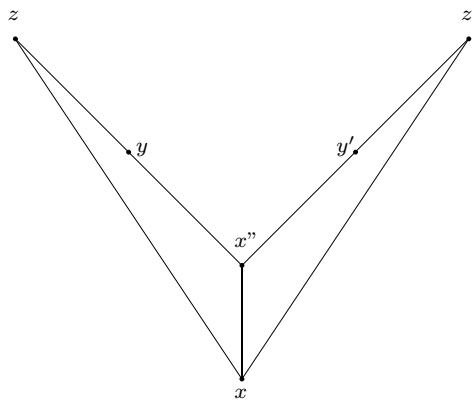


Diagram 3.1



### 3.2.3 All Sides Of the Triangle Have to Be Negative

Consider  $x - y - z$ ,  $x - z$ . Suppose all  $x, y, z$  are of the type  $\wedge$ .

To obtain a contradiction for  $x+$ , the triangle needs one or three negative sides.

Assume it has only one negative side.

Let  $x - y - z$ ,  $x - z$  be a contradiction for  $x+$  (condition (C1)) and  $y - y' - z'$ ,  $y - z'$  be a contradiction for  $y$  (for  $x-$ , condition (C2)).

- (1) Suppose  $x - y$  is positive, so we have  $x \rightarrow y \not\rightarrow z$ ,  $x \rightarrow z$  or  $x \rightarrow y \rightarrow z$ ,  $x \not\rightarrow z$ , and, analogously,  $y \rightarrow y' \not\rightarrow z'$ ,  $y \rightarrow z'$  or  $y \rightarrow y' \rightarrow z'$ ,  $y \not\rightarrow z'$  (they have to be of the same type).

We leave aside the condition between  $y'$  and  $z'$ , it is only the branching at  $y$  we are interested in.

Thus, we have  $x = y \wedge z$ ,  $y = \neg z \wedge y' \wedge z'$  or  $x = y \wedge \neg z$ ,  $y = z \wedge y' \wedge \neg z'$ .

In the first case  $\neg x = \neg y \vee \neg z$ ,  $\neg y = z \vee \neg y' \vee \neg z'$ , so  $\neg x = \neg z \vee z \vee \neg y' \vee \neg z'$ , and both  $z$  and  $z'$  are possibilities, and, as in the simplest contradiction  $x = z \wedge \neg z$  for  $x-$ , we have an escape situation (see Definition 2.4 (page 9), (1)) ("watered down" by the additional possibilities  $\neg y'$  and  $\neg z'$ ).

In the second case  $\neg x = \neg y \vee z$ ,  $\neg y = \neg z \vee \neg y' \vee z'$ , so  $\neg x = z \vee \neg z \vee \neg y' \vee z'$ , and the situation is analogous to the first case.

- (2) Suppose  $x - y$  is negative, so we have  $x \not\rightarrow y \rightarrow z$ ,  $x \rightarrow z$ , and analogously  $y \not\rightarrow y' \rightarrow z'$ ,  $y \rightarrow z'$ .

Now, we have to contradict for the case  $x + \wedge$ ,  $y - \vee$   $x \not\rightarrow y \not\rightarrow y'$ , but for this we need a third negative arrow  $x \not\rightarrow y'$ , so this is impossible, and leads back to the usual Yablo cell.

There is a way out. Instead of considering  $x \not\rightarrow y \rightarrow z$ ,  $x \rightarrow z$ , we continue by  $z \not\rightarrow z'$ . This is equivalent to the Yablo cell  $x \not\rightarrow y \not\rightarrow z'$ ,  $x \not\rightarrow z'$  by  $x = \neg y \wedge z$ ,  $y = z$ ,  $z = \neg z'$ .

But this is "cheating".

### 3.2.4 The Problem with Diamonds

#### Remark 3.4

See Diagram 3.2 (page 19), “Synchronization”

- (1) We have a conflict between the diamonds starting at  $y$  and  $y'$  and the diamond starting at  $x$ .

If  $x+$ , then  $y-$  and  $y'-$ . As the choices at  $y$  and  $y'$  are independent, any branch  $x-y-y_1-z$ ,  $x-y-y_2-z$ ,  $x-y-z$  combined with any branch  $x-y'-y'_1-z$ ,  $x-y'-y'_2-z$ ,  $x-y'-z$  must be conflicting, thus, given  $x-y-z$  is negative, all branches on the left must be negative, likewise, all branches on the right must positive.

However, if  $y$  is positive, the diamond  $y-y_1-z$ ,  $y-y_2-z$  has to be contradictory, so not both branches may be negative.

- (2) A solution is to “synchronise” the choices at  $y$  and  $y'$  which can be done e.g. by the formula

$x = \neg y \wedge \neg y' \wedge [(y_1 \wedge y'_2) \vee (y_2 \wedge y'_1) \vee (z \wedge \neg z)]$ , and  $\neg x = y \vee y' \vee [\neg(y_1 \wedge y'_2) \wedge \neg(y_2 \wedge y'_1)]$ . This is a different type of formula, moreover corresponding arrows from  $x$  are missing. Even if we do not consider the paths for the diamond starting at  $x$ , we have  $x = \neg y \wedge \neg y' \wedge [(y_1 \wedge y'_2) \vee (y_2 \wedge y'_1)]$ , and  $\neg x = y \vee y' \vee [\neg(y_1 \wedge y'_2) \wedge \neg(y_2 \wedge y'_1)] = y \vee y' \vee [(\neg y_1 \vee \neg y'_2) \wedge (\neg y_2 \vee \neg y'_1)]$ , so we can make  $y$  and  $y'$  false, and chose  $\neg y_1$  and  $\neg y'_1$ , which results in an escape possibility (we have to consider new diamonds starting at  $y_1$  etc.)

This formula has an additional flaw, we want to speak about paths we chose, and not just their end points. This can be done with introducing additional points on the arrows, e.g. the arrow  $y \not\rightarrow y_1$  is replaced by  $y \not\rightarrow y_{y_1} \rightarrow y_1$ , now we can speak about the arrow  $y \not\rightarrow y_1$ , we have given it a name.

We may also put such information in a background theory, which need no be negated.

But all this leads too far from the basically simple formalism of Yablo’s construction, so we will not discuss this any further.

(Yablo’s construction does not need synchronisation, this is done automatically by the universal quantifier.)

- (3) The simplified version with recursion only on the left is nothing but the Yablo triangle:  $x = \neg y \wedge \neg y'$ ,  $y = \neg z$ ,  $y' = z \vee (y'' \wedge \neg y'') = z$ .

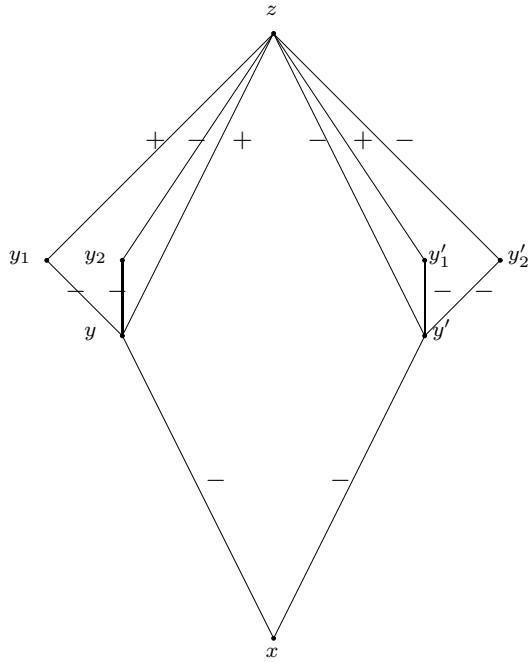
See Diagram 3.3 (page 20).

- (4) Thus, we conclude that the original version with 4 points and full recursion is beyond our scope, and the simplified version (see above) is nothing but the Yablo triangle.

**Diagram 3.2** *Nested Diamonds, Details*

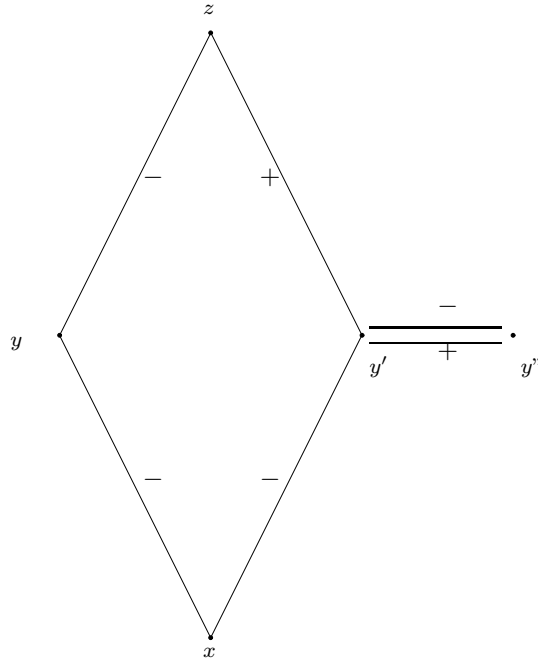
*Example for synchronisation, see Remark 3.4*

*Lines represent upward pointing arrows*



**Diagram 3.3** *Diamond Essentials, Recursion on the Left, Simple Contradiction on the Right*

*Essentials of Double Diamond*



*Diagonal lines point upwards, the others to the right.*

## 4 Combining Cells

### 4.1 Overview

We follow Yablo's construction.

- (1) (C1): We have to make  $x_0+$  contradictory.

We first try to make  $x_0+$  "directly" contradictory. That is, we will not first go to  $x'_0$ , and make  $x'_0$  contradictory, nor will we make a disjunction at  $x_0$ , and then make each disjunct contradictory.

(This is not an important simplification, as more complicated constructions will finally use our simple one, too. See e.g. Diagram 4.3 (page 27) and its discussion.)

As Yablo did, we set  $x_0 = \neg x_1 \wedge \neg x_2$ , and  $x_1 = \neg x_2$ .

The first step is done,  $x_0+$  is contradictory. Probabilistically, 100% of the possibilities via  $x_1$  are contradictory.

- (2) (C2) We have to make  $x_0-$  contradictory.

Now,  $x_0-$  must be contradictory, too.  $x_0- = x_1 \vee x_2$ . As we do not know which one is positive, we must make both  $x_1$  and  $x_2$  contradictory - just as a disjunction is false if every disjunct is false.

- (2.1) Consider, e.g.,  $x_1$ . Again, we will make  $x_1$  directly contradictory (as above for  $x_0$ ), so  $x_1$  is a conjunction, say  $x_1 = \neg x_2 \wedge \neg x_3 \wedge \neg x_4$  (we might re-use  $x_2$  here, but this will not be important) and add e.g.  $x_3 = \neg x_4$ , and to  $x_1$   $\neg x_3 \wedge \neg x_4$  for the contradiction, so we have  $x_1 = \neg x \wedge \neg x_3 \wedge \neg x_4$ .

- (2.2) But now, we have destroyed the contradiction at  $x_0+$ , as for  $x_0+$ ,  $x_1-$  is a disjunction, and have to make ALL possibilities for  $x_1-$  contradictory for  $x_0+$ , so far only the possibility  $x_2$  is contradictory. Probabilistically, 50% of the possibilities at  $x_1$  are open.

To create a contradiction for the possibility  $x_3$ , we introduce new contradictions by adding  $\neg x_3 \wedge \neg x_4$  to  $x_0$ , so  $x_0 = \neg x_1 \wedge \neg x_2 \wedge \neg x_3 \wedge \neg x_4$ .

Etc.

See below and Section 3.3.3. in [Sch23b].

- (3) Note that for (C1), i.e. for  $x_0+$  and for (C2), i.e. for  $x_0-$ , we have to make for any disjunction all possibilities contradictory, and for any conjunction it suffices to make one conjunct contradictory, as  $\phi \vee False = \phi$ , and  $\phi \wedge False = False$ .

Of course, following a path in the graph, conjunctions for  $x_0+$  will become disjunctions for  $x_0-$ , one of the confusing aspects of reasoning.

- (4) (C1) and (C2) are antagonistic requirements. Satisfying (C1) creates new problems for (C2), and vice versa. In the limit, all requirements are satisfied, since all problems will be solved in the next step, at the price of creating new problems, which will be satisfied in the next step.

- (5) Note that we don't approximate, as long we are finite, we always have  $U = M(x) \cup M(\neg x)$ , only in the infinite case we have  $M(x) = M(\neg x) = \emptyset$ .

- (6) The right level of abstraction:

The author tried first to work towards a representation result using single arrows. However, the following result suggests that one should work with (perhaps composite) paths instead of arrows: a single negative arrow  $x \rightarrow z$  may be replaced by the following diagram:

$$x = \neg y \wedge \neg z, y = \neg z \wedge \neg y', y' = \neg z.$$

$$\text{So } \neg y = z \vee y', x = (z \vee y') \wedge \neg z = (z \vee \neg z) \wedge \neg z = \neg z.$$

Thus, we may replace negative arrows recursively by arbitrarily deep constructions using negative arrows again, complicating the same construction arbitrarily.

The same is true for all other logical operators.

(See Section 4 in Sch23b.)

## 4.2 In More Detail

We now consider the inductive construction of the Yablo structure, see Diagram 4.1 (page 24) and Diagram 4.2 (page 25)

In (2) and (5), we have unrelated points  $(x_2, x_3)$  and  $(x_3, x_4)$ , we may consider the model sets to be orthogonal.  
- We only indicate model sets briefly, without going into details (U will stand for the universe).

$$(1) \quad x_0 = \neg x_1 \wedge \neg x_2, \quad x_1 = \neg x_2$$

$$M(x_0) = \emptyset, \text{ abbreviated } x_0 = \emptyset.$$

$$(2) \quad x_0 \not\leftrightarrow x_1 \text{ has to lead to a contradiction for } x_0-$$

$$(2.1) \text{ preparation, } x_0 = \neg x_1 \wedge \neg x_2, \quad x_1 = \neg x_2 \wedge \neg x_3$$

$$x_1 = \neg x_2 \wedge \neg x_3, \quad \neg x_1 = x_2 \vee x_3$$

$$x_0 = \neg x_1 \wedge \neg x_2 = (x_2 \vee x_3) \wedge \neg x_2 = (x_2 \wedge \neg x_2) \vee (x_3 \wedge \neg x_2) = x_3 \wedge \neg x_2$$

$x_1 = \neg x_2$  was (part of) a full contradiction, this is now a partial contradiction, as the new possibility  $x_1 = \neg x_3$  is added.

$$(2.2) \text{ finish, } x_0 = \neg x_1 \wedge \neg x_2, \quad x_1 = \neg x_2 \wedge \neg x_3, \quad x_2 = \neg x_3$$

$$x_1 = \emptyset, \quad \neg x_1 = U$$

$$x_2 = \neg x_3, \quad \neg x_2 = x_3$$

$$x_0 = \neg x_1 \wedge \neg x_2 = U \wedge x_3 = x_3$$

$$(3) \quad x_0 = \neg x_1 \wedge \neg x_2 \wedge \neg x_3, \quad x_1 = \neg x_2 \wedge \neg x_3, \quad x_2 = \neg x_3$$

(branch  $x_1 \not\leftrightarrow x_3$  has to be contradicted for  $x_0+$ , add  $x_0 \not\leftrightarrow x_3$ )

$$x_2 = \neg x_3, \quad \neg x_2 = x_3$$

$$x_1 = \emptyset, \quad \neg x_1 = U$$

$$x_0 = \neg x_1 \wedge \neg x_2 \wedge \neg x_3 = \emptyset$$

$$(4) \quad x_0 \not\leftrightarrow x_2 \text{ has to lead to a contradiction for } x_0-$$

$$(4.1) \text{ preparation, } x_0 = \neg x_1 \wedge \neg x_2 \wedge \neg x_3, \quad x_1 = \neg x_2 \wedge \neg x_3, \quad x_2 = \neg x_3 \wedge \neg x_4$$

$$x_2 = \neg x_3 \wedge \neg x_4, \quad \neg x_2 = x_3 \vee x_4$$

$$x_1 = \neg x_2 \wedge \neg x_3 = (x_3 \vee x_4) \wedge \neg x_3 = x_4 \wedge \neg x_3, \quad \neg x_1 = \neg x_4 \vee x_3$$

$$x_0 = \neg x_1 \wedge \neg x_2 \wedge \neg x_3 = (\neg x_4 \vee x_3) \wedge (x_3 \vee x_4) \wedge \neg x_3 = (\neg x_4 \vee x_3) \wedge x_4 \wedge \neg x_3 = \emptyset$$

$$(4.2) \text{ finish, } x_0 = \neg x_1 \wedge \neg x_2 \wedge \neg x_3, \quad x_1 = \neg x_2 \wedge \neg x_3, \quad x_2 = \neg x_3 \wedge \neg x_4, \quad x_3 = \neg x_4$$

$$x_3 = \neg x_4, \quad \neg x_3 = x_4$$

$$x_2 = \emptyset$$

$$x_1 = \neg x_2 \wedge \neg x_3 = U \wedge x_4 = x_4, \quad \neg x_1 = \neg x_4$$

$$x_0 = \neg x_1 \wedge \neg x_2 \wedge \neg x_3 = \neg x_4 \wedge U \wedge x_4 = \emptyset$$

$$(5) \quad x_0 = \neg x_1 \wedge \neg x_2 \wedge \neg x_3, \quad x_1 = \neg x_2 \wedge \neg x_3 \wedge \neg x_4, \quad x_2 = \neg x_3 \wedge \neg x_4, \quad x_3 = \neg x_4$$

(branch  $x_2 \not\leftrightarrow x_4$  has to be contradicted for  $x_1+$ , add  $x_1 \not\leftrightarrow x_4$ )

$$x_3 = \neg x_4$$

$$x_2 = \emptyset$$

$$x_1 = \neg x_2 \wedge \neg x_3 \wedge \neg x_4 = U \wedge x_4 \wedge \neg x_4 = \emptyset$$

$$x_0 = \neg x_1 \wedge \neg x_2 \wedge \neg x_3 = U \wedge U \wedge x_4 = x_4$$

$$(6) \quad x_0 = \neg x_1 \wedge \neg x_2 \wedge \neg x_3 \wedge \neg x_4, \quad x_1 = \neg x_2 \wedge \neg x_3 \wedge \neg x_4, \quad x_2 = \neg x_3 \wedge \neg x_4, \quad x_3 = \neg x_4$$

(branch  $x_1 \not\leftrightarrow x_4$  has to be contradicted for  $x_0+$ , add  $x_0 \not\leftrightarrow x_4$ )

$$x_3 = \neg x_4$$

$$x_2 = \emptyset$$

$$x_1 = \neg x_2 \wedge \neg x_3 \wedge \neg x_4 = U \wedge x_4 \wedge \neg x_4 = \emptyset$$

$$x_0 = \neg x_1 \wedge \neg x_2 \wedge \neg x_3 \wedge \neg x_4 = U \wedge U \wedge x_4 \wedge \neg x_4 = \emptyset$$

**Construction 4.1**

Summary:

(1)(1.1) Thus, there are arrows  $x_i \rightarrow x_j$  for all  $i, j, i < j$ , and the construction is transitive for the  $x'_i$ s.

(1.2) Every  $x_i$  is head of a Yablo cell with knee  $x_{i+1}$ .

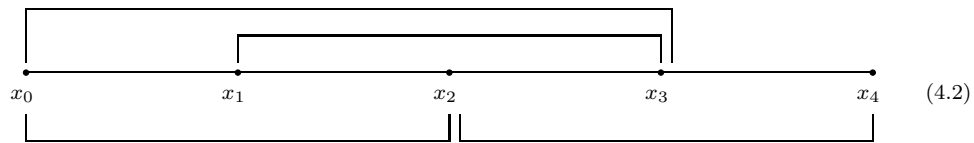
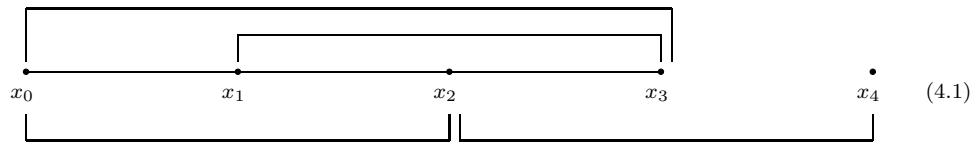
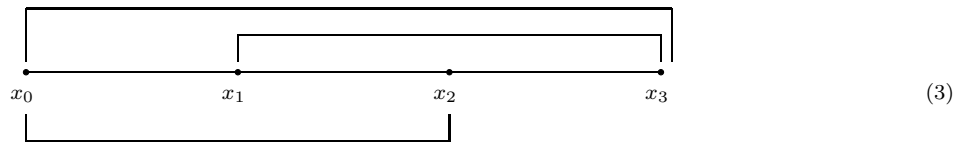
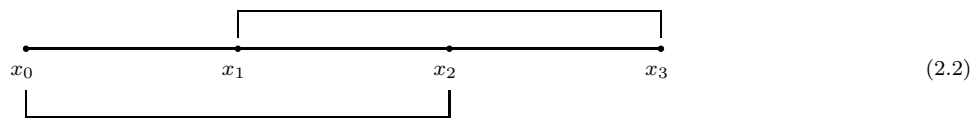
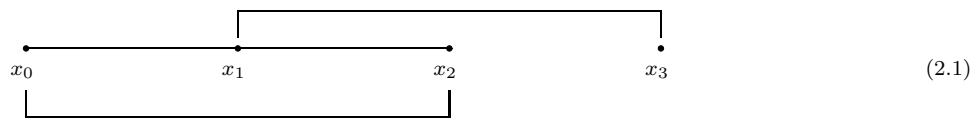
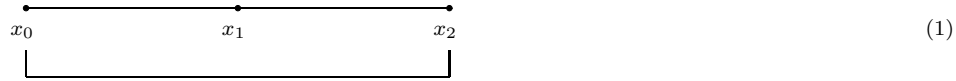
(1.3) Thus, every arrow from any  $x_i$  to any  $x_j$  goes to the head of a Yablo cell, and not only the arrows from  $x_0$ .

This property is “accidental”, and due to the fact that for any arrow  $x_i \rightarrow x_j$ , there is also an arrow  $x_0 \rightarrow x_j$ , and property (2) holds for  $x_0$  by prerequisite.

(2) The construction has infinite depth and branching.

Diagram 4.1 *Diagram Sets*

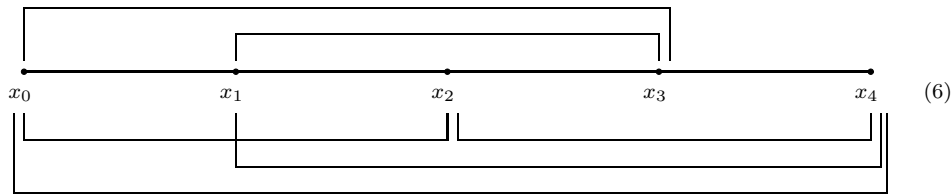
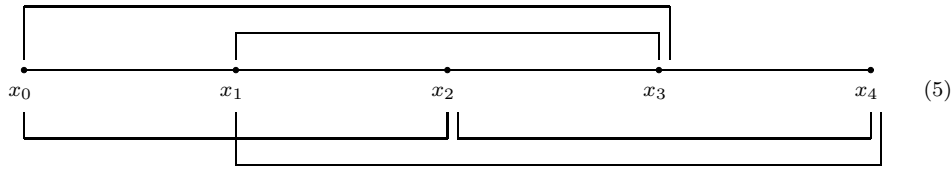
*Lines represent arrows pointing to the right*





**Diagram 4.2** *Diagram Sets-2*

*Lines represent arrows pointing to the right*



### 4.2.1 Composition

The prerequisites for the constructions in the diagrams Diagram 4.1 (page 24) etc. are negative Paths, and  $\wedge$  formulas.

These prerequisites hold also in our generalization to paths (modulo some simplifications for origins at  $x_0$  etc.), so these constructions are also valid in the generalization to paths.

#### Remark 4.1

The condition “Existence of negative paths” is not trivial. Suppose that  $\sigma : x \dots y$  and  $\sigma' : y \dots z$  are both negative, and  $\sigma \circ \sigma'$  is the only path from  $x$  to  $z$ , then the condition is obviously false. The author does not know how to characterize graphs which satisfy the condition. Some kind of “richness” for the graph will probably have to hold. (This is covered in Yablo’s construction by transitivity.)

#### Example 4.1

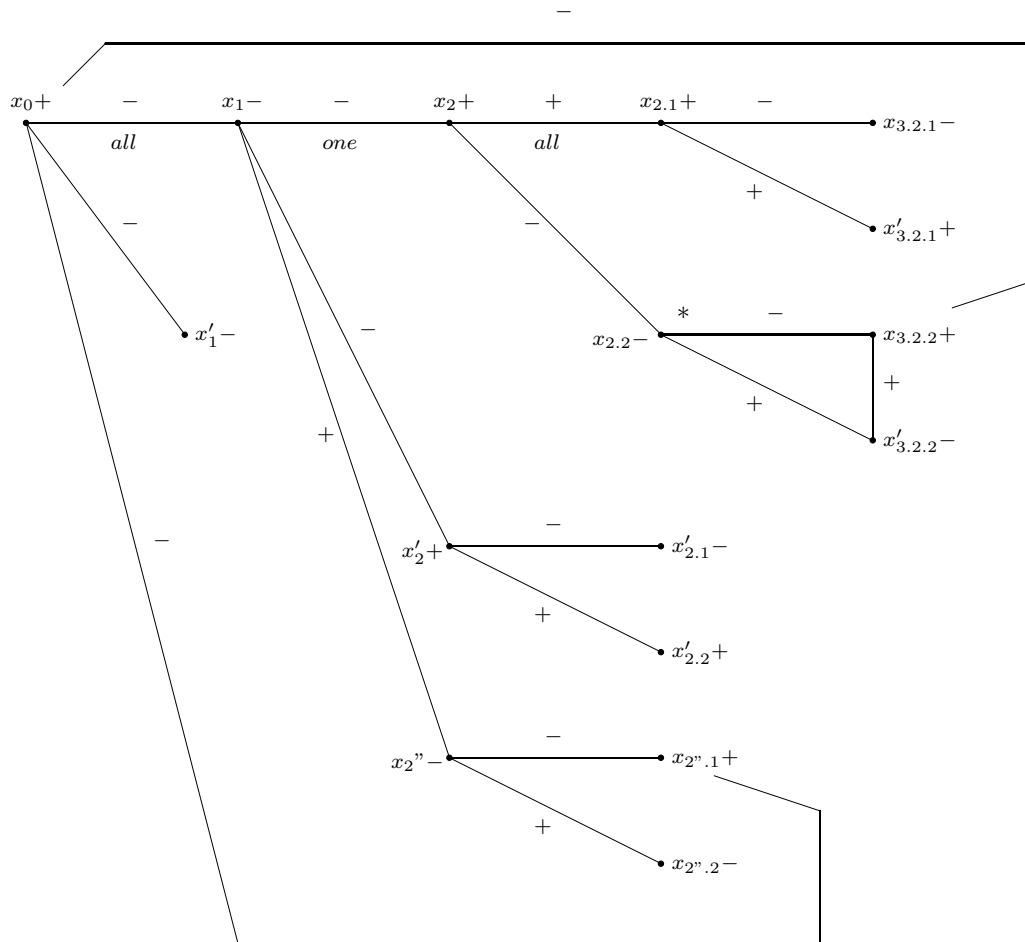
See Diagram 4.3 (page 27)

There is a fundamental difference between the contradictions (for  $x_0+$ )  $x_0 \not\rightarrow x_1 \not\rightarrow x_2 \not\rightarrow x_{2.2} \not\rightarrow x_{3.2.2}$ ,  $x_0 \not\rightarrow x_{3.2.2}$  and  $x_0 \not\rightarrow x_1 \rightarrow x_2'' \not\rightarrow x_{2''.1}$ ,  $x_0 \not\rightarrow x_{2''.1}$ .

Consider the case  $x_0 -$ . The path  $x_0 \not\rightarrow x_1 \not\rightarrow x_2 \not\rightarrow x_{2.2} \not\rightarrow x_{3.2.2}$  is blocked at  $x_{2.2}$ . So we cannot go to  $x_{3.2.2}$  by two contradicting possibilities. The path  $x_0 \not\rightarrow x_1 \rightarrow x_2'' \not\rightarrow x_{2''.1}$  is, however, not blocked at  $x_2''$  (or elsewhere), so we have two contradicting possibilities to go from  $x_0-$  to  $x_{2''.1}$ . This basically behaves like  $x \xrightarrow{+} y$ , and we have an escape possibility. So, if we try to append the same construction at  $x_{2''.1}$ , we have an escape possibility, always making the origin of the construction negative. This is not true for  $x_{3.2.2}$ . We can append the same construction at  $x_{3.2.2}$ , as  $x_{3.2.2}$  will always be at the opposite polarity of  $x_0$ , due to  $x_0- \not\rightarrow x_{3.2.2}+$ , the alternative path ends at  $x_{2.2}$ , so there is no escape. So a negative start at the original diagram leads to a positive start in the appended diagram.

Diagram 4.3 Diagram 6.1a

Lines represent arrows pointing to the right or downwards



## References

- [Sch22] K. Schlechta, “Truth and Knowledge”, College Publications, Rickmansworth, UK, Series “Studies in Logic and Argumentation” 2022
- [Sch23b] K. Schlechta, “Comments on Yablo’s Construction” *Journal of Applied Logics (IfCoLog)*, Vol. 10, No. 5, 2023
- [Yab82] S. Yablo, “Grounding, dependence, and paradox”, *Journal Philosophical Logic*, Vol. 11, No. 1, pp. 117-137, 1982