

Energy shifts in predissociating levels of diatomic molecules: The case of N_2 ($\text{C}''^5\Pi_u$) and $\text{N}_2(1^7\Sigma_u^+)$ interacting states

Laiz R. Ventura,[†] Ramon S. da Silva,^{‡,¶} Sergio R. Souza,^{‡,§} Jayr Amorim,^{‡,†} and
Carlos E. Fellows^{*,‡,||}

[†]*Departamento de Física, Instituto Tecnológico de Aeronáutica, 12228-900, São José dos Campos, Brazil*

[‡]*Departamento de Física, Instituto de Ciências Exatas - ICEx, Universidade Federal Fluminense, Campus do Aterrado, Volta Redonda, RJ, 27213-45, Brazil*

[¶]*Departamento de Física, Universidade Federal de Juiz de Fora, Juiz de Fora, MG, Brazil*

[§]*Instituto de Física, Universidade Federal do Rio de Janeiro, Rio de Janeiro, RJ, 21941-909, Brazil*

^{||}*Corresponding author*

E-mail: cefellows@id.uff.br

Abstract

This work presents a perturbative calculation methodology for evaluating the energy shifts and broadening of vibrational energy levels, caused by interactions between bound and unbound dissociative electronic states. The method is validated against previously semiclassical analyzed cases, demonstrating remarkable consistency. We successfully applied this approach to the N_2 molecule, which exhibits a strong spin-orbit interaction between the bound $\text{C}''^5\Pi_u$ and the repulsive $1^7\Sigma_u^+$ electronic states, around 36 cm^{-1} . This interaction constitutes an major pathway for $\text{N}(^2\text{D})$ production, important in both excitation and quenching in plasma afterglows. As a result, the maximum absolute shift of 0.15 cm^{-1} was found for the $\text{C}''^5\Pi_u$ ($v = 7$) and maximum broadening of 0.45 cm^{-1} was calculated for $v = 8$, demonstrating significant perturbation of the $\text{C}''^5\Pi_u$ by the $1^7\Sigma_u^+$ state. The results obtained were compared with direct calculations of the predissociation rates of the $\text{C}''^5\Pi_u$ bound state, showing very good agreement.

Introduction

Perturbations between discrete vibrational levels belonging to two bound electronic states occur relatively frequently.^{1,2} However, the overlapping energy levels of a molecule with a dissociative continuum give rise to a pre-dissociation phenomenon, which is less frequently observed.³⁻⁶ Herzberg⁷ previously classified these effects into three categories, with type I relating bound and unbound states, being the most significant in the case of diatomic molecules. As observed theoretically by Fano⁸ and experimentally by Barrow *et al.*,⁹ an isolated discrete level that interacts with an unbound (dissociative) state undergoes a broadening and a shift in energy. An accurate estimate of the width of the broadening can be obtained once the wave functions of the discrete level and the resonant continuous level are determined, as demonstrated by Murrell and Taylor,¹⁰ and by Czarny, Felenbok and Lefebvre-Brion.¹¹ The direct numerical estimate of the shift has been performed in a few cases¹¹⁻¹⁴ albeit in an approximate way, using model potentials to describe the interacting states, as carried out by Atabek and Lefebvre¹² or through ab-initio calculations, such as the work conducted by Julienne and Krauss.¹³ Other methods, such as semi-classical approximations, have been used, as in the work of Child¹⁵ and Child and Lefebvre.¹⁶ However, solving the coupled equations is computationally intensive while the solution using semi-classical methods is complex and non-trivial.

In this work, we present an application of the perturbative solution proposed by Fano,⁸ applied to the interaction between the bound N_2 ($C''^5\Pi_u$) state and the repulsive N_2 ($1^7\Sigma_u^+$). The spin-orbit coupling (SOC) between these states is relatively strong, making them attractive for use in kinetic models. According to Wu *et al.*,¹⁷ this interaction plays a crucial role in both electronic excitation and quenching processes, exhibiting rate coefficients comparable to those of the $N(^4S) + N_2 \rightarrow N(^2D) + N_2$ reaction. The results presented in the following sections demonstrate promising potential for modeling these bound-unbound state interactions, suggesting new opportunities for investigating similar interacting level systems.

The choice of the N_2 molecule and the electronic states $C''^5\Pi_u$ and $1^7\Sigma_u^+$ is a natural

consequence of the work recently carried out by Ventura *et al.*,¹⁸ where it was observed that their interaction significantly modifies the lifetime of the $C''^5\Pi_u$ state.

Energy levels shift evaluations

The unperturbed discrete energy spectrum E_v of the Hamiltonian H , describing the vibrational states of the diatomic molecule, is obtained by solving the Schrodinger equation considering a potential V_b , such that

$$\langle \psi_{v'} | H | \psi_v \rangle = E_v \delta_{v,v'} , \quad (1)$$

where $|\psi_v\rangle$ is the wave function associated with the v -th vibrational state and $\delta_{v,v'}$ represents the Kronecker delta function. The shift in the energy E_v is given by:

$$E'_v = E_v + \Delta(E_v) , \quad (2)$$

due to the coupling with continuum states $|\phi_E\rangle$ of energy E of the Hamiltonian, is calculated through the perturbative treatment developed by Fano,⁸ from which one writes:

$$\Delta(E_v) = \mathcal{P} \int dE' \frac{|V_{E'}^v|^2}{E_v - E'} , \quad (3)$$

where \mathcal{P} indicates “the principal part of” and $V_E^v = \langle \phi_E | H | \psi_v \rangle$ is the potential coupling between bound and continuum states. The latter are calculated using a repulsive potential, V_u , and are normalized such that

$$\langle \phi_{E'} | H | \phi_E \rangle = E \delta(E - E') . \quad (4)$$

The Dirac delta function $\delta(E - E')$ ensures that $|\phi_E\rangle$ is normalized per unit energy, so that $|V_{E'}^v|^2$ has the dimensionality of E .

As a first step, in order to verify the accuracy of our calculations, a comparison with the

data reported in the literature is performed. To do this, a simple model already proposed by Child and Lefebvre¹⁶ is used. In it, the attractive potential V_b is given by a Morse potential

$$V_b(r) = D[1 - \exp(-\beta(r - r_e))]^2 \quad (5)$$

and the repulsive potential V_u is represented by:

$$V_u(r) = A \exp[-\alpha(r - r_c)] + B. \quad (6)$$

The set of parameters used by Child and Lefebvre¹⁶ in their calculations, reads: $A = 18154.95 \text{ cm}^{-1}$, $D = 15000 \text{ cm}^{-1}$, $B = -8000 \text{ cm}^{-1}$, $r_e = 1.6 \text{ \AA}$, $r_C = 248 \text{ \AA}$, $\alpha = 2.2039 \text{ \AA}^{-1}$ and $\beta = 1.9685 \text{ \AA}^{-1}$. The electronic interaction, associated with V_E^v , is set to $\beta = 100 \text{ cm}^{-1}$ and the value of the reduced mass μ is 8 amu. The potential energy curves are defined so that the repulsive and attractive ones cross each other at r_C , which is the turning point to the right of the $v = 18$ level of the Morse potential. Our results are shown in Figure 1, along with those obtained by Child and Lefebvre¹⁶ who solved the corresponding coupled Schrödinger equations. As can be seen, the results are in good agreement. Figure 1 illustrates excellent concordance between the results obtained from both methodologies.

The $\text{N}_2 \text{ C}''^5\Pi_u$ and $1^7\Sigma_u^+$ interaction case

The most relevant potential energy curves for this work were calculated by Hochlaf *et al.*¹⁹ and da Silva *et al.*²⁰ In these two works, potential energy curves were obtained for the triplet, quintet and septet states, being Hochlaf *et al.*¹⁹ the first to present theoretical calculations of the spin-orbit interaction between triplet and quintet states. In a latter study, new calculations were performed by Ventura *et al.*¹⁸ with new values for the spin-orbit coupling for the $\text{C}''^5\Pi_u$ and $1^7\Sigma_u^+$ electronic states.

We can now turn our attention to the energy shifts $\Delta(E_v)$ of the bound vibrational

levels E_v of $C''^5\Pi_u$ due to the interaction with the repulsive state $1^7\Sigma_u^+$ of the N_2 molecule. The potential energy and spin-orbit interaction curves used in this work for the $C''^5\Pi_u$ and $1^7\Sigma_u^+$ states were taken from Silva *et al.*²⁰ and Ventura *et al.*¹⁸ In summary, these authors reported high-level multireference configuration interaction (MRCI) calculations combined with a larger Dunning basis set (AV5Z). This choice was made because this method has successfully reproduced experimental results with an acceptable degree of reliability. For convenience, these results, up to vibrational level $v = 15$, are shown in Figure 2. It should be noted that Figure 2 illustrates that the maximum of spin orbit coupling, around 36 cm^{-1} , is at internuclear distance where energies curves of the N_2 $C''^5\Pi_u$ and $1^7\Sigma_u^+$ states intersect to each other. The vibrational energy values E_v , obtained as described above, and the corresponding shifts $\Delta(E_v)$ given by Equation (3), are listed in Table 1. The latter are also plotted in Figure 3.

Predissociation and lifetimes

It can be seen from Table 1 and Figure 3 that the energy shifts of the electronic state $C''^5\Pi_u$ become more significant starting at the vibrational level $v = 5$, where the spin-orbit interaction with the dissociative state $1^7\Sigma_u^+$ reaches the highest values, as shown in Figure 2. The maximum value of the energy shift is reached at $v = 7$. From this vibrational level, the variations in the energy deviation become oscillatory up to the value of $v = 14$, and then decay monotonically. This behaviour is due to the interaction between the bound levels of the $C''^5\Pi_u$ electronic state and the continuum of the $1^7\Sigma_u^+$ dissociative state.

A measure of this interaction is provided by the Franck-Condon factor $\langle\phi_E|\psi_v\rangle$, which is closely related to the interaction matrix element V_E^v . Figure 4 displays the values of $|\langle\phi_E|\psi_v\rangle|^2$ as a function of energy for the vibrational quantum numbers $v = 7$ and $v = 9$. In order to provide a sense of the positions of the discrete levels, a dashed line is included in the graphs for this purpose. These quantities exhibit rapid oscillations strongly correlated

with the energy. The widths of the vibrational levels, given by $\Gamma = 2\pi|V_{E'}^v|^2$,⁸ are shown in Figure 5 as a function of the vibrational quantum number.

In order to analyse the interaction between the two electronic states in greater depth, an alternative procedure was adopted in which the lifetimes were directly computed. As a first step, the lifetimes of the vibrational levels of the electronic state $C''^5\Pi_u$ were calculated from the $C''^5\Pi_u \rightarrow A'^5\Sigma_g^+$ vibronic transition employing the LEVEL 16 program.²¹ The potential energy curves of these electronic states and the transition dipole moment reported by da Silva *et al.*²⁰ were used in the LEVEL 16 input file for the calculations. The results obtained for the radiative lifetimes (τ_{rad}) for the lowest sixteen vibrational levels of the $C''^5\Pi_u$ ($v = 0$ - 15) electronic state are presented in the second column (τ_{rad}) of Table 2.

These results reveal that the radiative lifetime values remain around a few microseconds up to vibrational levels $v = 4$. Beyond this quantum number, the radiative lifetime values begin to increase, reaching up to a few milliseconds at $v = 10$ and attaining values of a few seconds for $v = 15$. This behavior is in line with the values predicted in previous work, such as da Silva *et al.*²⁰ and Ventura *et al.*¹⁸ and reflects the fact that, as the vibrational quantum number of the higher electronic state $C''^5\Pi_u$ increases, the Franck-Condon factors for the transition with the electronic state $A'^5\Sigma_u^+$ become smaller, implying a lower transition probability.

To analyze the pre-dissociation process, the BCONT 2.2 program, developed by Le Roy and Kraemer,²² was employed to calculate the dissociative lifetimes of the $C''^5\Pi_u$ electronic state due to its interaction with the $1^7\Sigma_u^+$ state. To do this, the potential energy curves calculated by da Silva *et al.*²⁰ and the spin-orbit interaction curve reported by Ventura *et al.*¹⁸ were used. The results are shown in the third column (τ_{pred}) of Table 2. The pre-dissociative lifetime values are shown to be extremely high for values of vibrational quantum number $v = 2$, decreasing to a few microseconds at $v = 3$ and rapidly being reduced to a few tens of picoseconds for values of v above 6. Based on the values listed in Table 2, columns 2 and 3, assuming that both the radiative decay process and spin-orbit induced

predissociation are active, the effective lifetime τ_{eff} can be calculated using the following expression:

$$\frac{1}{\tau_{eff}} = \frac{1}{\tau_{rad}} + \frac{1}{\tau_{pred}}, \quad (7)$$

with the corresponds results presented in the fourth column of Table 2.

Discussion

The radiative and pre-dissociative lifetimes were obtained using the LEVEL 16²¹ and BCONT 2.2²² programs, respectively. As discussed above, the energy shifts and the widths of the vibrational levels Γ were calculated using the perturbative calculations. The results presented in Table 1 and Figure 3 indicate that the energy shifts become increasingly significant from $v = 5$, as previously mentioned. Unfortunately, all high-resolution experimental data^{23–27} lack information regarding the vibrational levels of the $C''^5\Pi_u$ state above $v = 4$, for very low rotational quantum number values J , even for the experiments that were not carried out in a supersonic jet.²⁷ Consequently, there is still no experimental data to corroborate these deviations.

Let us focus our attention on the Γ values calculated using the perturbative methods described previously and exhibited in Figure 5. One notes that the values for the broadening of the vibrational levels start to deviate from zero at $v = 5$, where the energy deviations become more pronounced. From then on, the Γ values increase, reaching a maximum at $v = 8$, and subsequently decrease to a small value at $v = 9$, increasing again at $v = 10$. It should be emphasized that Γ is linked to the average lifetime of the vibrational level through \hbar/Γ ,⁸ as well as with the predissociation rate k_s calculated directly through BCONT 2.2, by the relation $\Gamma = k_s/2\pi c$, where c is the speed of light.

Moreover, another noteworthy observation can be drawn by examining the fourth column of Table 2. The effective lifetimes (τ_{eff}), calculated using Equation 7 and the results obtained

with the programs LEVEL 16²¹ and BCONT 2.2,²² lead to a behavior identical to that of the inverse of Γ , i.e., the lifetime values decrease from $v = 5$, reach a minimum at $v = 8$, increase at $v = 9$ and return, at $v = 10$, to a value close to that at $v = 5$. In order to more effectively compare the results obtained in this work with the calculations from BCONT 2.2, we have added to Figure 5 the values calculated from the relation between the dissociation rates and Γ , showing excellent agreement among the results. In other words, this behavior is consistently observed through two distinct methods.

This point can be understood by carefully examining Figure 4. Panel (a) shows that the squared Franck-Condon factor reaches a value near its maximum when the continuum energy equals the discrete energy level E_v for $v = 7$. This behavior is not observed in panel (b) of this Figure, which presents a similar plot for $v = 9$. This vibrational level intersects the squared Franck-Condon curve at values close to zero, indicating a weak interaction. This explains the increase in the effective lifetime (τ_{eff}) as well as the reduction in vibrational level broadening (Γ), despite having a non-zero energy deviation ΔE_v , as shown in Figure 3.

Conclusion

In this article the treatment of interference between a bound state and a dissociative state based on the perturbative approach proposed by Fano⁸ is presented. The method was applied to a problem reported by Child and Lefebvre,¹⁶ showing excellent agreement. Subsequently, this procedure was applied to the case of the interaction between $C''^5\Pi_u$ and $1^7\Sigma_u^+$ electronic states, where the potential energy curves of both states had already been calculated, as well as the spin-orbit coupling curve between them. In this way, it was possible to calculate the energy shifts $\Delta(E_v)$ for the bound energy levels, the squared Franck-Condon factors $|\langle\phi_E|\psi_v\rangle|^2$ of the interaction between the electronic states as well as the broadening Γ of the vibrational levels.

At the same time, calculations of the radiative lifetimes of the transition between the

electronic states $C''^5\Pi_u \rightarrow A'^5\Sigma_g^+$ and the pre-dissociative lifetimes of the $C''^5\Pi_u$ electronic state, due to its interaction with the dissociative electronic state $1^7\Sigma_u^+$, were carried out using the LEVEL 16²¹ and BCONT 2.2²² programs, respectively. These calculations enabled the determination of dissociation rates and the effective lifetimes of the vibrational levels of the $C''^5\Pi_u$ electronic state. The values obtained fully agree with the estimates derived from the calculation of the Γ broadening obtained using perturbative calculations.

Unfortunately, the absence of experimental data prevents a direct comparison with the results obtained in this work. We believe that further experimental efforts aimed at obtaining more information about the pre-dissociation processes of the $C''^5\Pi_u$ state are necessary.

Acknowledgement

The authors thank the Pró-Reitoria de Pós-Graduação, Pesquisa e Inovação of Universidade Federal Fluminense (PROPPI-UFF), the Conselho Nacional de Desenvolvimento Científico e Tecnológico (CNPq), the Coordenação de Aperfeiçoamento de Pessoal de Nível Superior (CAPES) - Finance Code 001, and Fundação de Amparo à Pesquisa do Estado do Rio de Janeiro (FAPERJ) for financial support (Grants number E-26/210.475/2024 and E-26/210.402/2024). R.S. da Silva would like to thank the Fundação de Amparo à Pesquisa do Estado do Rio de Janeiro (FAPERJ, E-26/205.639/2022) for support. L.R. Ventura is in debt with FAPESP for a post-doctoral fellowship (grant number 2023/08074-5). In special, J. Amorim would like to thank CNPq (Grant number 308548/2023-0), FAPESP (Grant number 2023/08074-5) and PROPPI/UFF (Grant 05/2022) for financial support. S. R. Souza thank the Instituto Nacional de Ciência e Tecnologia Física Nuclear e Aplicações (INCT-FNA), Proc. No.464898/2014-5.

References

- (1) Lefebvre-Brion, H.; Field, R. W. *The spectra and dynamics of diatomic molecules: revised and enlarged edition*; Elsevier, 2004.
- (2) Lefebvre-Brion, H. *Perturbations in the spectra of diatomic molecules*; Elsevier, 2012.
- (3) Wheeler, M. D.; Newman, S. M.; Orr-Ewing, A. J. Predissociation of the $B^3\Sigma_u^-$ state of S_2 . *The Journal of Chemical Physics* **1998**, *108*, 6594–6605.
- (4) Buijsse, B.; Van der Zande, W. Measurement of the Lifetime of Predissociative Diatomic Molecules. *Physical Review Letters* **1997**, *79*, 4558.
- (5) Antonova, S.; Lazarov, G.; Urbanski, K.; Lyyra, A. M.; Li, L.; Jeung, G.-H.; Stwalley, W. C. Predissociation of the $F(4)^1\Sigma_g^+$ state of Li_2 . *The Journal of Chemical Physics* **2000**, *112*, 7080–7088.
- (6) Mitev, G. B.; Bowesman, C. A.; Zhang, J.; Yurchenko, S. N.; Tennyson, J. ExoMol line lists–LXI. A trihybrid line list for rovibronic transitions of the hydroxyl radical (OH). *Monthly Notices of the Royal Astronomical Society* **2025**, *536*, 3401–3420.
- (7) Herzberg, G. *Molecular Spectra and molecular structure-Vol I*; Read Books Ltd, 2013; Vol. 1.
- (8) Fano, U. Effects of configuration interaction on intensities and phase shifts. *Physical Review* **1961**, *124*, 1866.
- (9) Barrow, R.; Chandler, G.; Meyer, C. The $B(^3\Sigma_u^-)$ - $X(^3\Sigma_g^-)$ band system of the Se_2 molecule. *Philosophical Transactions of the Royal Society of London. Series A, Mathematical and Physical Sciences* **1966**, *260*, 395–452.
- (10) Murrell, J.; Taylor, J. Predissociation in diatomic spectra with special reference to the Schumann-Runge bands of O_2 . *Molecular Physics* **1969**, *16*, 609–621.

- (11) Czarny, J.; Felenbok, P.; Lefebvre-Brion, H. High vibrational level predissociation in the $A^2\Sigma^+$ state of OD. *Journal of Physics B: Atomic and Molecular Physics* **1971**, *4*, 124.
- (12) Atabek, O.; Lefebvre, R. Evaluation of the level shifts produced on the discrete levels of the BO_u^+ state of the Se_2 molecule by the interaction with a repulsive state. *Chemical Physics Letters* **1972**, *17*, 167–171.
- (13) Julienne, P. S.; Krauss, M. Predissociation of the Schumann-Runge bands of O_2 . *Journal of Molecular Spectroscopy* **1975**, *56*, 270–308.
- (14) Atabek, O.; Lefebvre, R. Close-coupling methods applied to the calculation of bound-free bidimensional nonseparable Franck-Condon factors. *Chemical Physics* **1977**, *23*, 51–59.
- (15) Child, M. Level shifts in predissociating systems. *Canadian Journal of Physics* **1975**, *53*, 1838–1844.
- (16) Child, M.; Lefebvre, R. Shifts of predissociating levels of diatomic molecules analytical and numerical determination. *Molecular Physics* **1977**, *34*, 979–985.
- (17) Wu, Y.; Hochlaf, M.; Schatz, G. C. Modeling of collision-induced excitation and quenching of atomic nitrogen. *The Journal of Chemical Physics* **2024**, *161*.
- (18) Ventura, L. R.; da Silva, R. S.; Amorim, J.; Fellows, C. E. New look at perturbations in the N_2 ($C^3\Pi_{u,v}$) electronic state. Indirect predissociation through states $C''^5\Pi_u$ and $1^7\Sigma_u^+$ states. *Spectrochimica Acta Part A: Molecular and Biomolecular Spectroscopy* **2025**, *336*, 125986.
- (19) Hochlaf, M.; Ndome, H.; Hammoutène, D. Quintet electronic states of N_2 . *The Journal of chemical physics* **2010**, *132*.

- (20) da Silva, R. S.; Ventura, L. R.; Fellows, C. E.; Ballester, M. Y. A novel investigation of the N_2 ($\text{C}^3\Pi_u$ - $\text{B}^3\Pi_g$) and N_2 ($\text{C}''^5\Pi_u$ - $\text{A}'^5\Sigma_g^+$) band systems using accurate functional forms. *Journal of Quantitative Spectroscopy and Radiative Transfer* **2020**, *253*, 107130.
- (21) Le Roy, R. J. LEVEL: A computer program for solving the radial Schrödinger equation for bound and quasibound levels. *Journal of Quantitative Spectroscopy and Radiative Transfer* **2017**, *186*, 167–178.
- (22) Le Roy, R.; Kraemer, G. BCONT 2.2: A computer program for calculating bound-continuum transition intensities for diatomic molecules. *Chemical Physics Research Report CP-650R2* **2004**,
- (23) Huber, K.; Vervloet, M. Rotational analysis of the Herman infrared bands of nitrogen. *Journal of Chemical Physics* **1988**, *89*, 5957–5959.
- (24) Pirali, O.; Tokaryk, D. Experimental determination of a spin-orbit interval in the $\text{C}''^5\Pi_u$ state of $^{14}\text{N}_2$. *The Journal of chemical physics* **2006**, *124*.
- (25) Pirali, O.; Tokaryk, D. Optogalvanic spectroscopy of the $\text{C}''^5\Pi_u \rightarrow \text{A}'^5\Sigma_g^+$ electronic system of N_2 . *The Journal of Chemical Physics* **2006**, *125*.
- (26) Pirali, O.; Tokaryk, D.; Vervloet, M. Vibrational dependence of the rotational, spin-orbit splitting, and lambda-doubling parameters in the $\text{C}''^5\Pi_u$ state of N_2 . *Canadian Journal of Physics* **2009**, *87*, 601–606.
- (27) Čermák, P.; Annušová, A.; Rakovský, J.; Martišovitš, V.; Veis, P. Untangling the Herman-infrared spectra of nitrogen atmospheric-pressure dielectric-barrier discharge. *Plasma Sources Science and Technology* **2018**, *27*, 055009.

Table 1: Energy levels given by Eq. (1) and corresponding shifts calculated through Eq. (3)

v	E_v (cm ⁻¹)	$\Delta(E_v)$ (cm ⁻¹)	v	E_v (cm ⁻¹)	$\Delta(E_v)$ (cm ⁻¹)
0	453.87	-0.0267	8	6757.08	0.0372
1	1342.37	-0.0312	9	7390.77	0.0663
2	2204.67	-0.0370	10	7979.18	-0.0075
3	3040.02	-0.0450	11	8516.90	0.0263
4	3847.27	-0.0571	12	8997.28	0.0494
5	4624.85	-0.0800	13	9412.07	-0.0127
6	5370.77	-0.1270	14	9751.28	-0.0019
7	6082.52	-0.1490	15	10005.00	0.0156

Table 2: Radiative (τ_{rad}) and predissociated (τ_{pred}) lifetimes for the vibrational levels of the $C''^5\Pi_u$ calculated as explained in the text and effective lifetimes (τ_{eff}) calculated by using Equation (7). All values in *ns*.

v	$\tau_{rad}(ns)$	$\tau_{pred}(ns)$	$\tau_{eff}(ns)$
0	3172.67	7.0693×10^{10}	3172.67
1	3744.95	6.8216×10^7	3744.74
2	4829.92	2.1586×10^5	4724.22
3	4813.47	1.6765×10^3	1243.41
4	5994.13	28.612	28.48
5	6352.97	1.0432	1.043
6	9364.68	0.0837	0.084
7	10085.65	0.01661	0.0166
8	23459.13	0.01162	0.0116
9	153.13×10^3	0.41879	0.4188
10	1.85×10^6	0.0208	0.0208
11	4.36×10^6	27.389	27.389
12	5.42×10^6	0.0384	0.0384
13	1.04×10^8	0.0480	0.048
14	1.48×10^{10}	0.3783	0.3783
15	8.56×10^{10}	2.9141	2.9141

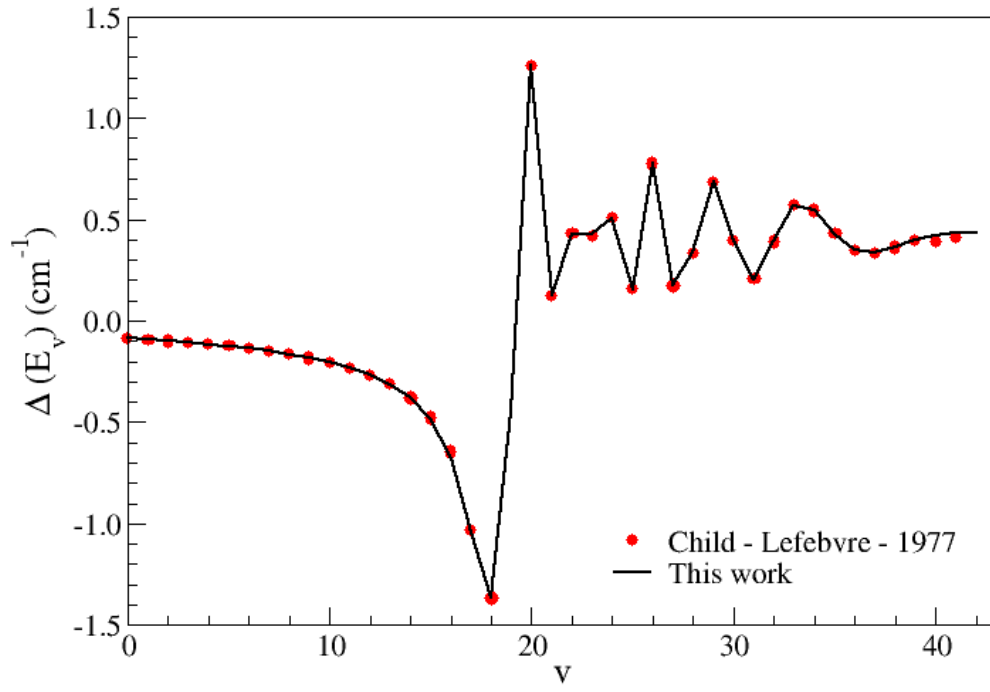


Figure 1: Comparison between the results obtained by Child and Lefebvre¹⁶ and those obtained in the present article.

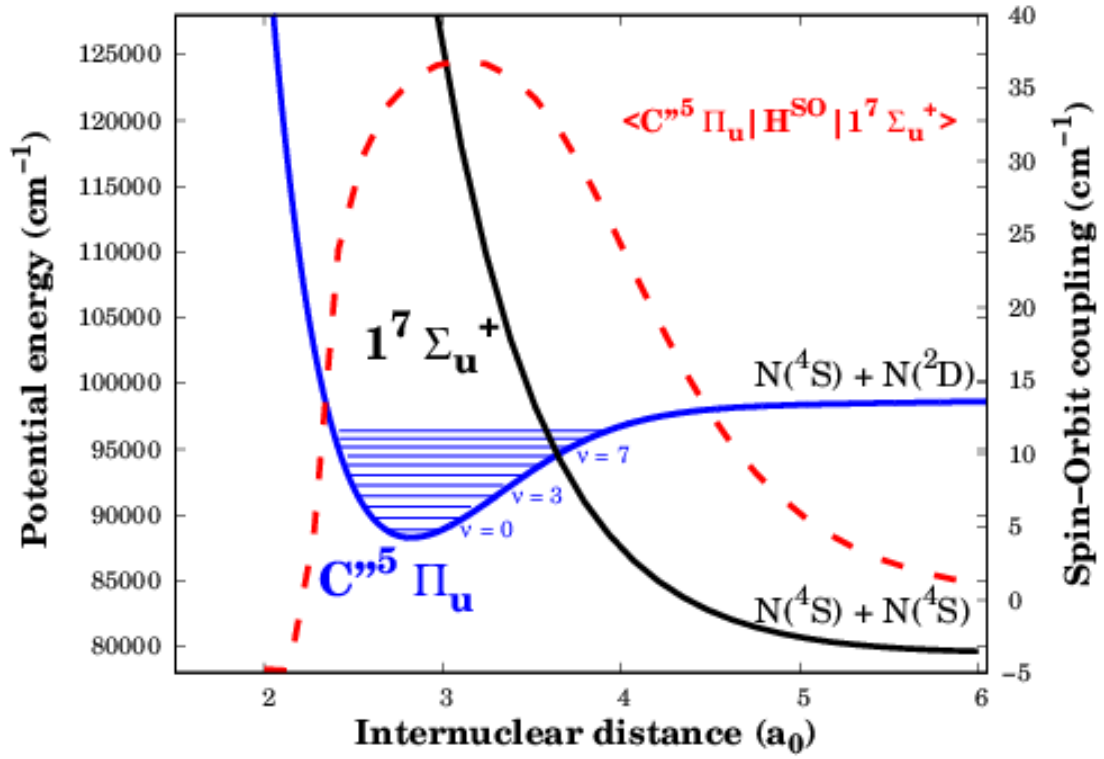


Figure 2: The figure shows the potential energy curves of the electronic states $C''^5\Pi_u$ and $1^7\Sigma_u^+$ (solid lines). Also shown is the spin-orbit interaction curve between the states (dashed line) as a function of the internuclear distance.

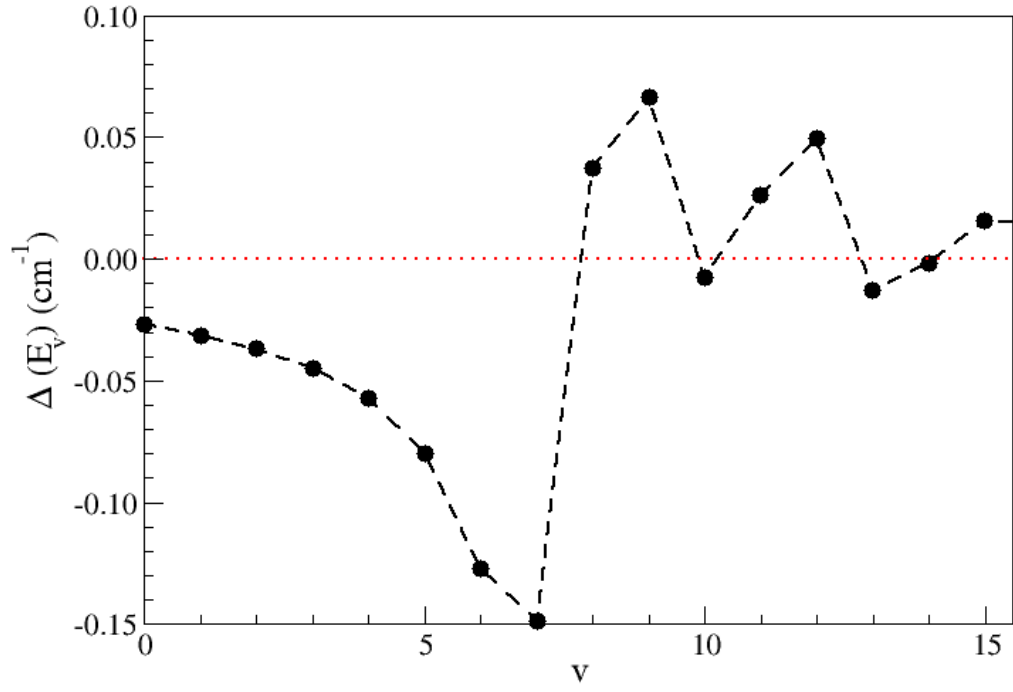


Figure 3: Energy shift in the lowest vibrational levels of the $C''^5\Pi_u$ electronic state due to interaction with the $1^7\Sigma_u^+$ electronic state, as a function of the vibrational quantum number.

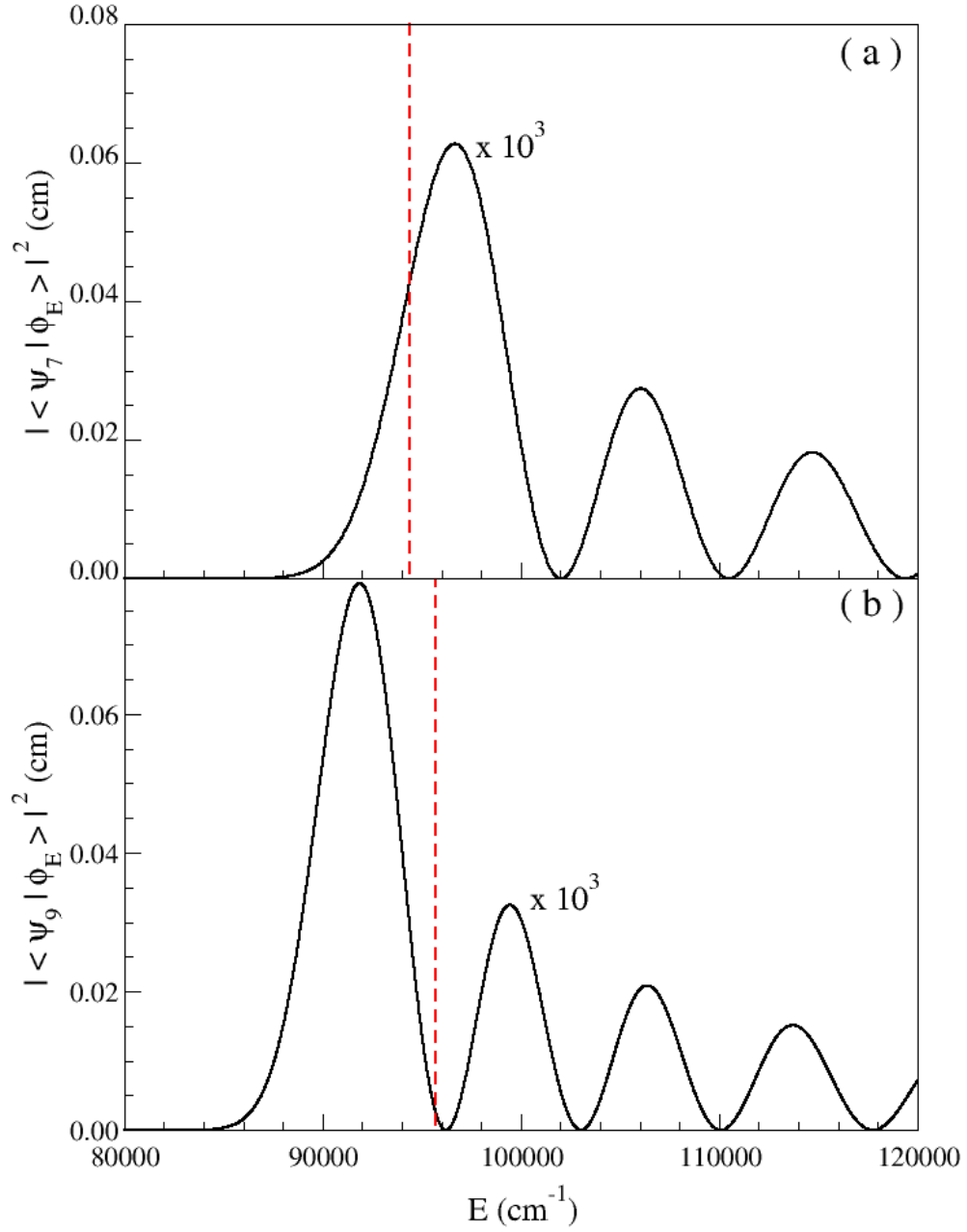


Figure 4: The square of the Franck-Condon factors as a function of the energy for the a) $v = 7$ vibrational level, b) $v = 9$ vibrational level. The dashed lines indicates the position of the discrete levels.

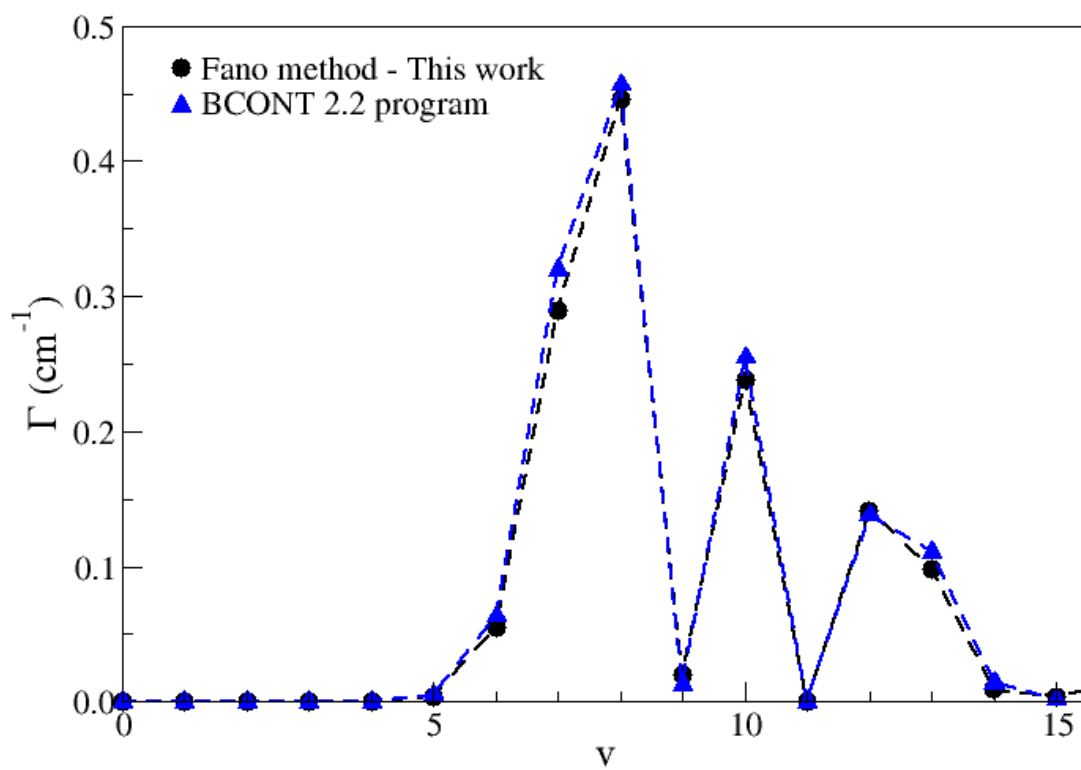


Figure 5: Level width as a function of the vibrational quantum number v .

TOC Graphic

