

# Approximate Reverse $k$ -Ranks Queries in High Dimensions

Daichi Amagata\*  
Kazuyoshi Aoyama\*  
amagata.daichi@ist.osaka-u.ac.jp  
aoyama.kazuyoshi@ist.osaka-u.ac.jp  
The University of Osaka  
Suita, Osaka, Japan

Keito Kido  
kido.keito@ist.osaka-u.ac.jp  
The University of Osaka  
Suita, Osaka, Japan

Sumio Fujita  
sufujita@lycorp.co.jp  
LY Corporation  
Chiyoda, Tokyo, Japan

## Abstract

Many objects are represented as high-dimensional vectors nowadays. In this setting, the relevance between two objects (vectors) is usually evaluated by their inner product. Recently, item-centric searches, which search for users relevant to query items, have received attention and find important applications, such as product promotion and market analysis. To support these applications, this paper considers reverse  $k$ -ranks queries. Given a query vector  $\mathbf{q}$ ,  $k$ , a set  $U$  of user vectors, and a set  $P$  of item vectors, this query retrieves the  $k$  user vectors  $\mathbf{u} \in U$  with the highest  $r(\mathbf{q}, \mathbf{u}, P)$ , where  $r(\mathbf{q}, \mathbf{u}, P)$  shows the rank of  $\mathbf{q}$  for  $\mathbf{u}$  among  $P$ . Because efficiently computing the exact answer for this query is difficult in high dimensions, we address the problem of approximate reverse  $k$ -ranks queries. Informally, given an approximation factor  $c$ , this problem allows, as an output, a user  $\mathbf{u}'$  such that  $r(\mathbf{q}, \mathbf{u}', P) > \tau$  but  $r(\mathbf{q}, \mathbf{u}', P) \leq c \times \tau$ , where  $\tau$  is the rank threshold for the exact answer. We propose a new algorithm for solving this problem efficiently. Through theoretical and empirical analyses, we confirm the efficiency and effectiveness of our algorithm.

## 1 Introduction

Due to the machine learning-based embedding techniques, many objects have been represented as high-dimensional vectors. In this setting, the relevance between two objects (vectors) is usually evaluated by their inner product. Therefore, inner product retrieval has been studied in many fields, such as information retrieval [3], data mining [21], databases [18], artificial intelligence [23], machine learning [8], recommender systems [11], and others [12, 13].

**Motivation and challenge.** The above works can be classified into two searches: user-centric searches and item-centric searches. Note that we use  $U$  and  $P$  to denote sets of user and item vectors, respectively.

The  $k$ -MIPS (Maximum Inner Product Search) problem [17] represents the user-centric search problem. Given a user vector  $\mathbf{u} \in U$  and  $P$ , this problem finds the item vector  $\mathbf{p}^* = \arg \max_{\mathbf{p} \in P} \mathbf{p} \cdot \mathbf{u}$ . That is, its output is the item most relevant to the given user.

Reverse  $k$ -MIPS [1, 2] and reverse  $k$ -ranks [4] queries are two representative item-centric searches. Informally, these queries find users interested in a given query item vector. The reverse  $k$ -MIPS problem is a reverse version of the  $k$ -MIPS problem. Given an item vector  $\mathbf{p} \in P$  and  $U$ , this problem finds all user vectors in  $U$  such that their  $k$ -MIPS results contain  $\mathbf{p}$ . If a query item vector is popular, the reverse  $k$ -MIPS query tends to return many users. However, if a query item vector is niche, the query result contains few users.

The reverse  $k$ -ranks problem removes this size-uncontrollable issue. Given a query item vector  $\mathbf{q}$ , a user vector  $\mathbf{u} \in U$ , and  $P$ , we define  $r(\mathbf{q}, \mathbf{u}, P)$ , the rank of  $\mathbf{q}$  for  $\mathbf{u}$  among  $P$ . Then, this problem finds the  $k$  user vectors in  $U$  with the highest  $r(\mathbf{q}, \cdot, P)$ . The reverse  $k$ -ranks problem hence guarantees a  $k$ -sized result. Due to this advantage, this problem can be used in important applications, including target advertisements and potential customer discovery. Furthermore, literature [4] demonstrates that, compared with random, UserPop [10],  $k$ -MIPS, and reverse  $k$ -MIPS, the reverse  $k$ -ranks problem yields a higher accuracy in item-centric recommendation. This paper therefore considers reverse  $k$ -ranks queries.

A straightforward algorithm for the reverse  $k$ -ranks problem is to compute  $r(\mathbf{q}, \mathbf{u}, P)$  for every  $\mathbf{u} \in U$ . In high dimensions, a linear scan of  $P$  is the fastest way of exactly obtaining  $r(\mathbf{q}, \mathbf{u}, P)$ . Hence, this algorithm requires  $O(nmd)$  time, where  $n = |U|$ ,  $m = |P|$ , and  $d$  is the dimensionality. Because this time is prohibitive when  $n$  and  $m$  are large, literature [4] proposes QSRP, an algorithm that alleviates this issue. Its idea is to summarize the inner products of  $U \times P$ , and it computes the inner products of all pairs of user and item vectors in a pre-processing step. As can be seen from this brute-force manner, this approach does not solve the issue held by the straightforward algorithm, and the pre-processing step costs  $\Omega(nmd)$  time, which is still too large even for pre-processing. Moreover, its online algorithm does not reduce the theoretical time, i.e., its time complexity is still  $O(nmd)$ .

**Contribution.** To address the above challenge, we make the following contributions.

▷ *c*-approximate reverse  $k$ -ranks query. We first relax the reverse  $k$ -ranks problem. Specifically, we propose its variant, i.e., the *c*-approximate reverse  $k$ -ranks problem. Let  $r(\mathbf{q}, \mathbf{u}_i, P)$  be the  $i$ -th result in a reverse  $k$ -ranks query. The *c*-approximate reverse  $k$ -ranks problem allows a user vector  $\mathbf{u}$  such that  $r(\mathbf{q}, \mathbf{u}, P) \leq c \times r(\mathbf{q}, \mathbf{u}_i, P)$  as an output, where  $c \geq 1$ . That is, the reverse  $k$ -ranks problem is a special case of our problem (i.e.,  $c = 1$ ). Note that, as represented by existing approximation problems (e.g., the approximate nearest neighbor search problem), many applications require a fast response while allowing approximate results. This paper solves the *c*-approximate reverse  $k$ -ranks problem efficiently.

▷ *A new algorithm.* Efficiently solving the *c*-approximate reverse  $k$ -ranks problem is not trivial, and a straightforward algorithm for this problem remains the same one introduced earlier. (QSRP [4] also requires  $O(nmd)$  time in this problem.) To overcome this inefficiency issue, we propose a new approximation algorithm with faster offline and online time than QSRP, and the time of our query processing algorithm does not have a factor of  $m$ . In practice, this

\*Both authors contributed equally to this research. Daichi Amagata is the corresponding author.

algorithm quickly returns a highly accurate result against the one for the reverse  $k$ -ranks problem.

► *Extensive experiments.* We conduct experiments on real-world datasets and compare our algorithm with QSRP. The experimental results demonstrate that our algorithm is much faster than QSRP and yields a competitive accuracy with QSRP.

## 2 Preliminary

Let  $\mathbf{U}$  be a set of  $n$  user vectors. Also, let  $\mathbf{P}$  be a set of  $m$  item vectors. Each vector in  $\mathbf{U}$  and  $\mathbf{P}$  is a  $d$ -dimensional vector, and we assume that  $d$  is large (i.e., each vector is a high-dimensional vector). We use  $\mathbf{u} \cdot \mathbf{p}$  to denote the inner product of  $\mathbf{u}$  and  $\mathbf{p}$ .

DEFINITION 1 (Rank of  $\mathbf{q}$  for  $\mathbf{u}$ ). *Given a user  $\mathbf{u}$ , an item  $\mathbf{q}$ , and  $\mathbf{P}$ , the rank of  $\mathbf{q}$  for a user  $\mathbf{u}$  among  $\mathbf{P}$ ,  $r(\mathbf{q}, \mathbf{u}, \mathbf{P})$ , is*

$$r(\mathbf{q}, \mathbf{u}, \mathbf{P}) = 1 + \sum_{\mathbf{p} \in \mathbf{P}} \mathbb{I}[\mathbf{u} \cdot \mathbf{p} > \mathbf{u} \cdot \mathbf{q}],$$

where  $\mathbb{I}[x]$  is an indicator function and returns 1 (0) if  $x$  is true (false).

If  $r(\mathbf{q}, \mathbf{u}, \mathbf{P})$  is small,  $\mathbf{u}$  has less item vectors such that  $\mathbf{u} \cdot \mathbf{p} > \mathbf{u} \cdot \mathbf{q}$  and relatively prefers to  $\mathbf{q}$ . In this concept, reverse  $k$ -ranks query is defined as follows:

DEFINITION 2 (Reverse  $k$ -ranks query). *Given  $\mathbf{U}$ ,  $\mathbf{P}$ , a query vector  $\mathbf{q}$ , and  $k$ , this query returns  $\mathbf{U}_{rr} \subseteq \mathbf{U}$  such that  $|\mathbf{U}_{rr}| = k$  and for each  $\mathbf{u} \in \mathbf{U}_{rr}$  and  $\mathbf{u}' \in \mathbf{U} \setminus \mathbf{U}_{rr}$ ,  $r(\mathbf{q}, \mathbf{u}, \mathbf{P}) \leq r(\mathbf{q}, \mathbf{u}', \mathbf{P})$ .*

Based on this definition, we propose its  $c$ -approximate version.

DEFINITION 3 ( $c$ -approximate reverse  $k$ -ranks query). *Given  $\mathbf{U}$ ,  $\mathbf{P}$ , a query vector  $\mathbf{q}$ ,  $k$ , and  $c$ , this query returns  $\mathbf{U}_c \subseteq \mathbf{U}$  such that  $|\mathbf{U}_c| = k$ . Let  $\mathbf{u}$  and  $\mathbf{u}'$  be the  $i$ -th user in  $\mathbf{U}_c$  and  $\mathbf{U}_{rr}$ , respectively. We have  $r(\mathbf{q}, \mathbf{u}, \mathbf{P}) \leq c \times r(\mathbf{q}, \mathbf{u}', \mathbf{P})$ .*

## 3 Related Work

**$k$ -MIPS works.** First, tree-based structures for the exact answer were devised in [19]. However, due to the curse of dimensionality, it is outperformed by linear scan-based algorithms [15, 22]. To accelerate  $k$ -MIPS efficiency, approximation algorithms were also developed [8, 16, 20]. Our problem differs from  $k$ -MIPS, so the above algorithms are unavailable for our problem.

**Reverse  $k$ -MIPS works.** Simpfer [1, 2] is an exact algorithm for the reverse  $k$ -MIPS problem, and SAH [14] is the current state-of-the-art approximation algorithm for this problem. To quickly process a reverse  $k$ -MIPS query, Simpfer employs linear scan, whereas SAH employs locality-sensitive hashing.

The reverse  $k$ -ranks problem can be solved by an existing reverse  $k'$ -MIPS algorithm, but it cannot be fast, for the following two reasons. First, recall that the result size of a reverse  $k'$ -MIPS query is not controllable, so it may be less than  $k$ . To obtain a  $k$ -sized result, we need to test multiple (or many) values of  $k'$ , which is clearly computationally expensive. Furthermore, we need  $O(nmd)$  time to process a reverse  $k'$ -MIPS query, meaning that this approach is worse than the straightforward algorithm. Second, the existing algorithms function well under the assumption that we know a maximum  $k'$  in advance. It is hard to know the maximum value of  $k'$  that guarantees a  $k$ -sized result for a reverse  $k$ -ranks query.

**Reverse  $k$ -ranks works.** QSRP [4] is the state-of-the-art algorithm for the reverse  $k$ -ranks problem in high dimensions. (Some works [6, 7, 24] consider low dimensions, thus their techniques suffer from the curse of dimensionality.) To reduce the number of users that need to obtain  $r(\mathbf{q}, \mathbf{u}, \mathbf{P})$ , QSRP summarizes the inner products of all pairs of user-item vectors offline. If all inner products are maintained, we need  $\Theta(nm)$  space, and this is infeasible in practice. Therefore, QSRP maintains some of them. Given a reverse  $k$ -ranks query, it filters users that cannot be in the query result based on the summarized inner products.

Nonetheless, QSRP needs to compute the inner products of all pairs of user-item vectors, incurring  $\Omega(nmd)$  time. This cost is too large even for pre-processing. In addition, its time complexity for query processing is still  $O(nmd)$ , i.e., it is theoretically the same as the straightforward algorithm.

## 4 Proposed Algorithm

**Main idea.** The main computational bottleneck of the  $c$ -approximate reverse  $k$ -ranks problem is to compute the rank of  $\mathbf{q}$  for each user vector  $\mathbf{u}$ , see Definition 1. This cost is  $O(md)$ . Our idea for avoiding this cost is to obtain a lower-bound rank  $r_{\mathbf{u}}^{\downarrow}$  and an upper-bound rank  $r_{\mathbf{u}}^{\uparrow}$ , i.e.,  $r_{\mathbf{u}}^{\downarrow} \leq r(\mathbf{q}, \mathbf{u}, \mathbf{P}) \leq r_{\mathbf{u}}^{\uparrow}$ . Let  $R_k^{\downarrow}$  ( $R_k^{\uparrow}$ ) be the  $k$ -th smallest lower-bound (upper-bound) rank among all  $r_{\mathbf{u}}^{\downarrow}$  ( $r_{\mathbf{u}}^{\uparrow}$ ). The following observation is directly derived from Definition 3:

LEMMA 1. (1) If  $r_{\mathbf{u}}^{\uparrow} \leq c \times R_k^{\downarrow}$ ,  $\mathbf{u}$  can be in  $\mathbf{U}_c$ . (2) If  $r_{\mathbf{u}}^{\downarrow} > R_k^{\uparrow}$ ,  $\mathbf{u} \notin \mathbf{U}_c$ .

If  $\mathbf{u}$  has one of the above cases, we can skip computing  $r(\mathbf{q}, \mathbf{u}, \mathbf{P})$ . Even if it does not have either case, we can estimate  $r(\mathbf{q}, \mathbf{u}, \mathbf{P})$  from linear interpolation using  $r_{\mathbf{u}}^{\downarrow}$  and  $r_{\mathbf{u}}^{\uparrow}$ . This again avoids computing  $r(\mathbf{q}, \mathbf{u}, \mathbf{P})$ . In this way, our query processing algorithm can run in  $O(nd)$  time. Now the question is how to obtain  $r_{\mathbf{u}}^{\downarrow}$  and  $r_{\mathbf{u}}^{\uparrow}$ . The subsequent sections answer this question.

### 4.1 Data Structure

We propose a data structure, *rank table*, to efficiently obtain  $r_{\mathbf{u}}^{\downarrow}$  and  $r_{\mathbf{u}}^{\uparrow}$ . Consider two inner products  $t_i$  and  $t_{i+1}$  ( $t_i \leq t_{i+1}$ ). If  $t_i \leq \mathbf{u} \cdot \mathbf{q} \leq t_{i+1}$ , we have

$$1 + \sum_{\mathbf{p} \in \mathbf{P}} \mathbb{I}[\mathbf{u} \cdot \mathbf{p} > t_{i+1}] \leq r(\mathbf{u}, \mathbf{q}, \mathbf{P}) \leq 1 + \sum_{\mathbf{p} \in \mathbf{P}} \mathbb{I}[\mathbf{u} \cdot \mathbf{p} > t_i].$$

From this observation, we prepare multiple inner product thresholds  $t_{\mathbf{u}_i, 1}, \dots, t_{\mathbf{u}_i, \tau}$  for each user  $\mathbf{u}_i$ , where  $\tau$  is the number of thresholds, and pre-compute the rank of an item vector  $\mathbf{p}$  for  $\mathbf{u}_i$  when  $\mathbf{u}_i \cdot \mathbf{p} = t_{i,j}$ . That is, a rank table  $\mathcal{T}$  is represented as a matrix, and  $\mathcal{T}_{i,j}$  represents the  $i$ -th row and  $j$ -th column and is the rank of an item  $\mathbf{p}$  for  $\mathbf{u}_i$  when  $\mathbf{u}_i \cdot \mathbf{p} = t_{i,j}$ .

Figure 1 illustrates an example of a rank table. Assume that  $\mathbf{u}_1 \cdot \mathbf{q} = 4.4$ , and we have  $6 \leq r(\mathbf{q}, \mathbf{u}_1, \mathbf{P}) \leq 13$ , so we can obtain  $r_{\mathbf{u}_1}^{\downarrow} = 6$  and  $r_{\mathbf{u}_1}^{\uparrow} = 13$ .

### 4.2 Pre-processing Algorithm

We compute a rank table in a pre-processing step. This step is done only once, and the rank table is general to any  $c$ ,  $\mathbf{q}$ , and  $k$ . Algorithm 1 describes the pre-processing algorithm. This algorithm has the following three steps.

		Inner product thresholds					
		0	1.0	2.0	3.0	4.0	5.0
$u_1 \cdot q = 4.4$	$u_1$	100	67	32	21	13	6
	...	...	...	...	...	...	...
$u_n \cdot q = 2.5$	$u_n$	100	75	45	16	8	2
	...	...	...	...	...	...	...

Figure 1: Example of a rank table

**Algorithm 1: PRE-PROCESSING****Input:**  $U, P, \tau, \omega$  (#partitions), and  $s$  (#samples per partition)

```

1 foreach  $p_i \in P$  do Compute  $\|p_i\|$ 
2 Sort  $P$  in descending order of norm
3 Partition  $P$  into  $\omega$  disjoint equally-sized buckets
    $P_1, P_2, \dots, P_\omega$ 
4  $P_1^{sample}, P_2^{sample}, \dots, P_\omega^{sample} \leftarrow \emptyset$ 
5 foreach  $i \in [1, \omega]$  do
6    $P_i^{sample} \leftarrow s$  random samples in  $P_i$ 
7  $\mathcal{T} \leftarrow n \times \tau$  matrix (all values are initialized by 1)
8 foreach  $u_i \in U$  do
9    $T_{u_i} \leftarrow \emptyset$ 
10  foreach  $j \in [1, \tau]$  do
11     $T_{u_i} \leftarrow T_{u_i} \cup \{f_{\min} + (j-1) \cdot \frac{f_{\max}-f_{\min}}{\tau-1}\}$ 
12  foreach  $l \in [1, \omega]$  do
13     $A_{u_i} \leftarrow [0, 0, \dots, 0]$  ( $|A_{u_i}| = \tau$ )
14    foreach  $p \in P_l^{sample}$  do
15      foreach  $j \in [1, \tau]$  do
16        if  $u_i \cdot p > t_{u_i,j}$  then
17           $A_{u_i}[j] \leftarrow A_{u_i}[j] + 1$ 
18        else
19          break
20  foreach  $j \in [1, \tau]$  do  $\mathcal{T}_{i,j} \leftarrow \mathcal{T}_{i,j} + \frac{A_{u_i}[j] \times |P_l|}{s}$ 

```

**(1) Norm computation.** We compute the Euclidean norm of  $p$ ,  $\|p\|$ , for each  $p \in P$ , and sort the item vectors in descending order of the norm. For ease of presentation, we assume that  $P = \{p_1, p_2, \dots, p_m\}$  and, for each  $i \in [1, m-1]$ ,  $\|p_i\| \geq \|p_{i+1}\|$ . Then, we partition  $P$  into  $\omega$  disjoint equally-sized subsets  $P_1, P_2, \dots, P_\omega$ .

**(2) Preparing multiple inner product thresholds.** Let  $T_u$  be a set of inner product thresholds for a user  $u$ , and  $T_u = \{t_{u,1}, t_{u,2}, \dots, t_{u,\tau}\}$ , where  $\tau$  is the number of thresholds (i.e., the number of columns). Let  $f_{\max}(u, P) = \max_{p \in P} u \cdot p$ . Also, let  $f_{\min}(u, P) = \min_{p \in P} u \cdot p$ . To obtain uniform inner product thresholds in  $[f_{\min}, f_{\max}]$ , we set  $t_{u,i}$  ( $i \in [1, \tau]$ ) as follows:

$$t_{u,i} = f_{\min}(u, P) + (i-1) \times \frac{f_{\max}(u, P) - f_{\min}(u, P)}{\tau-1}.$$

<sup>1</sup>Computing  $f_{\max}$  and  $f_{\min}$  needs  $O(md)$  time, but they can respectively be replaced with the maximum and minimum domain values, which yields  $O(1)$  time computation.

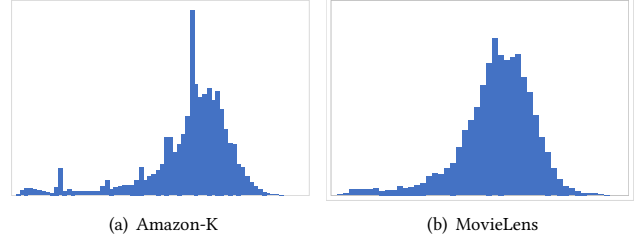


Figure 2: Norm distributions

**(3) Rank table building.** From the above step, we have

$$\mathcal{T}_{i,j} = 1 + \sum_{p \in P} \mathbb{I}[u_i \cdot p > t_{u_i,j}].$$

However, computing  $\sum_{p \in P} \mathbb{I}[u_i \cdot p > t_{u_i,j}]$  requires  $O(md)$  time, so doing it for every user incurs  $O(nmd)$  time. To avoid this prohibitive computational cost, we employ cardinality estimation based on random sampling. Let  $P_i^{sample}$  be a set of random samples from  $P$ . We can estimate  $\mathcal{T}_{i,j}$ , and its estimated value  $\hat{\mathcal{T}}_{i,j}$  is

$$\hat{\mathcal{T}}_{i,j} = 1 + \frac{m \times \sum_{p \in P_i^{sample}} \mathbb{I}[u_i \cdot p > t_{u_i,j}]}{|P_i^{sample}|}$$

It is important to note that, if we use  $P_i^{sample}$  simply, we suffer from inaccuracy of cardinality estimation. Because the norm (and inner product) distributions of real-world datasets usually follow a Gaussian distribution (see Figure 2), standard random sampling faces the difficulty of sampling vectors  $p$  such that  $u \cdot p$  is large and small.

To alleviate this issue, we use the  $\omega$  disjoint subsets  $P_1, \dots, P_\omega$ . Let  $P_i^{sample}$  be a set of random samples in a subset  $P_i$ . Also, let  $s$  be the sample size. We have

$$\hat{\mathcal{T}}_{i,j} = 1 + \sum_{l=1}^{\omega} \frac{|P_l| \times \sum_{p \in P_l^{sample}} \mathbb{I}[u_i \cdot p > t_{u_i,j}]}{s}. \quad (1)$$

This computation requires only  $O(d)$  time for  $\omega = O(1)$  and  $s = O(1)$ . Furthermore, due to the random sampling nature, we have  $\mathbb{E}[\hat{\mathcal{T}}_{i,j}] = \mathcal{T}_{i,j}$ .

**Space complexity.** The rank table is an  $n \times \tau$  matrix, and  $\tau = O(1)$ . Also, the number of inner product thresholds is  $n \times \tau$ . Therefore, they consume only  $O(n)$  space.

**Time complexity.** Step 1 needs  $\Theta(md)$  time to compute the norm of every item vector. Also, this step additionally needs  $O(m \log m)$  time to sort these item vectors. In step 2, we need  $O(n)$  time to prepare a set of inner product thresholds for every user vector in  $U$ . The main bottleneck of step 3 is to compute Equation (1), and it needs  $O(d)$  time for each user vector when  $s = O(1)$  and  $\omega = O(1)$ . Therefore, Algorithm 1 needs  $O((n+m)d + m \log m)$  time.

### 4.3 Query Processing Algorithm

We present our rank table-based algorithm for processing a  $c$ -approximate reverse  $k$ -ranks query. Given  $q, k$ , and  $c$ , this algorithm runs the following three steps.

**(1) Computing lower- and upper-bound ranks.** First, we compute  $\mathbf{u} \cdot \mathbf{q}$  for each  $\mathbf{u} \in \mathbf{U}$ . We then compute  $r_{\mathbf{u}}^{\downarrow}$  and  $r_{\mathbf{u}}^{\uparrow}$ . From the inner product thresholds and rank table, if  $t_{\mathbf{u},j} \leq \mathbf{u} \cdot \mathbf{p} \leq t_{\mathbf{u},j+1}$ , we have  $\hat{\tau}_{i,j} \geq r(\mathbf{q}, \mathbf{u}, \mathbf{P}) \geq \hat{\tau}_{i,j+1}$ . Therefore, we set

$$r_{\mathbf{u}}^{\downarrow} = \hat{\tau}_{i,j+1} \text{ and } r_{\mathbf{u}}^{\uparrow} = \hat{\tau}_{i,j}.$$

Then, we compute  $R_k^{\downarrow} (R_k^{\uparrow})$ , the  $k$ -th smallest lower-bound (upper-bound) rank among all  $r_{\mathbf{u}}^{\downarrow} (r_{\mathbf{u}}^{\uparrow})$ .

**(2) Filtering user vectors.** We next filter user vectors with Lemma 1. If  $c \times R_k^{\downarrow} \geq R_k^{\uparrow}$ , it is guaranteed that we have at least  $k$  user vectors such that  $r(\mathbf{q}, \cdot, \mathbf{P}) \leq c \times R_k^{\downarrow}$ . Therefore, we insert  $k$  user vectors with the smallest  $r(\mathbf{q}, \cdot, \mathbf{P})$  into  $\mathbf{U}_c$ . In this case, the search is over.

If  $c \times R_k^{\downarrow} < R_k^{\uparrow}$ , we do not have the above guarantee. We hence insert only user vectors such that  $r(\mathbf{q}, \cdot, \mathbf{P}) \leq c \times R_k^{\downarrow}$  into  $\mathbf{U}_c$ , and filter the user vectors such that  $R_k^{\uparrow} \leq r(\mathbf{q}, \cdot, \mathbf{P})$ . The remaining user vectors are maintained in  $\mathbf{U}_{temp}$ .

**(3) Processing not-filtered user vectors.** If  $|\mathbf{U}_c| < k$  in the above step, we need to insert  $k - |\mathbf{U}_c|$  vectors into  $\mathbf{U}_c$ . We estimate  $r(\mathbf{q}, \mathbf{u}, \mathbf{P})$  with linear interpolation using  $r_{\mathbf{u}}^{\downarrow}$  and  $r_{\mathbf{u}}^{\uparrow}$  for each  $\mathbf{u} \in \mathbf{U}_{temp}$ . We insert  $k - |\mathbf{U}_c|$  vectors with the smallest estimated  $r(\mathbf{q}, \cdot, \mathbf{P})$  into  $\mathbf{U}_c$ .

**Time complexity.** Step 1 requires  $O(nd)$  time since we compute  $\mathbf{u} \cdot \mathbf{q}$  for every  $\mathbf{u} \in \mathbf{U}$ . Step 2 requires  $O(n)$  time since we scan  $\mathbf{U}$  once. In step 3, we have  $|\mathbf{U}_{temp}| = O(n)$  in the worst case, so this step also requires  $O(n)$  time. In total, our query processing algorithm needs  $O(nd)$  time, which is faster than the time of the state-of-the-art [4].

## 5 Experiment

This section reports our experimental results. All experiments were conducted on a Ubuntu 22.04 LTS machine with Intel Core i9-10980XE CPU@3.0GHz and 128GB RAM.

**Dataset.** We used three real world datasets: Amazon-K [9], MovieLens<sup>2</sup>, and Netflix<sup>3</sup>. Amazon-K is a set of rating data obtained in Amazon Kindle. The numbers of users and items are respectively 1,406,890 and 430,530. MovieLens is the MovieLens 25M dataset. The numbers of users and items are respectively 162,541 and 59,047. Netflix is a rating dataset used in Netflix Prize. The numbers of users and items are respectively 480,189 and 17,770.

We used Matrix Factorization [5] to obtain user and item vectors, and we set  $d = 200$ .

**Evaluated algorithm.** We compared our algorithm (denoted by Ours) with QSRP [4]. (Recall that QSRP is the state-of-the-art algorithm for reverse  $k$ -ranks queries, and [4] demonstrates that the performance of QSRP is much better than those of existing algorithms for low dimensions.) We extended QSRP so that it can deal with our problem. These algorithms were implemented in C++ and compiled by g++ 11.4.0 with -O3 optimization. We ran pre-processing with 18 threads, and query processing was done with a single thread. The data structure of QSRP was prepared so that

**Table 1: Impact of  $\tau$**

$\tau$	Time [msec]			Overall ratio		
	100	500	1000	100	500	1000
Amazon-K	479.27	501.87	537.12	1.01	1.01	1.01
MovieLens	54.95	57.77	61.72	1.05	1.03	1.03
Netflix	166.76	171.85	183.70	1.12	1.10	1.10
$\tau$	Memory usage [GB]					
	100	500	1000			
Amazon-K	2.09	4.23	6.92			
MovieLens	0.25	0.50	0.81			
Netflix	0.61	1.34	2.26			

**Table 2: Pre-processing time [sec]**

	Amazon-K	MovieLens	Netflix
Ours	219.46	24.22	69.21
QSRP	17924.85	242.43	148.60

its memory consumption is similar to our data structure for fair comparison.

**Criteria.** We used 1,000 random item vectors in  $\mathbf{P}$  as queries and measured the following criteria.

- Average running time.
- Average accuracy: Given the result of a query, its accuracy is:

$$\text{Accuracy} = \frac{\sum_k \mathbb{I}[r(\mathbf{q}, \mathbf{u}, \mathbf{P}) \leq c \times r(\mathbf{q}, \mathbf{u}', \mathbf{P})]}{k},$$

where  $\mathbf{u} \in \mathbf{U}_c$  and  $\mathbf{u}' \in \mathbf{U}_{rr}$  are defined in Definition 3. Because of the estimation in Equation (1), the accuracy of Ours is not guaranteed to be 1.

- Average overall ratio: This metric measures how  $\mathbf{U}_c$  is similar to  $\mathbf{U}_{rr}$ .

$$\text{Overall ratio} = \frac{1}{k} \sum_k \frac{r(\mathbf{q}, \mathbf{u}, \mathbf{P})}{r(\mathbf{q}, \mathbf{u}', \mathbf{P})}.$$

### 5.1 Tuning $\tau$

We first tune  $\tau$  (the number of columns in the rank table) for Ours. Table 1 shows that, as  $\tau$  increases, the query processing time and memory usage increase, but the overall ratio almost does not vary. (We omit accuracy here because of space limitation, and it follows the same tendency as the overall ratio.) From this result, we set  $\tau = 500$  in the subsequent experiments.

### 5.2 Pre-processing Evaluation

We measured the pre-processing times of QSRP and Ours. Table 2 shows the result. Although Ours terminates within a reasonable time, QSRP needs much longer time than Ours. In particular, QSRP took a significantly long time (about five hours) for a large dataset (i.e., Amazon-K). This long delay limits the practical usage of QSRP, whereas Ours does not have this issue.

<sup>2</sup><https://grouplens.org/datasets/movielens/>

<sup>3</sup><https://www.cs.uic.edu/liub/Netflix-KDD-Cup-2007.html>

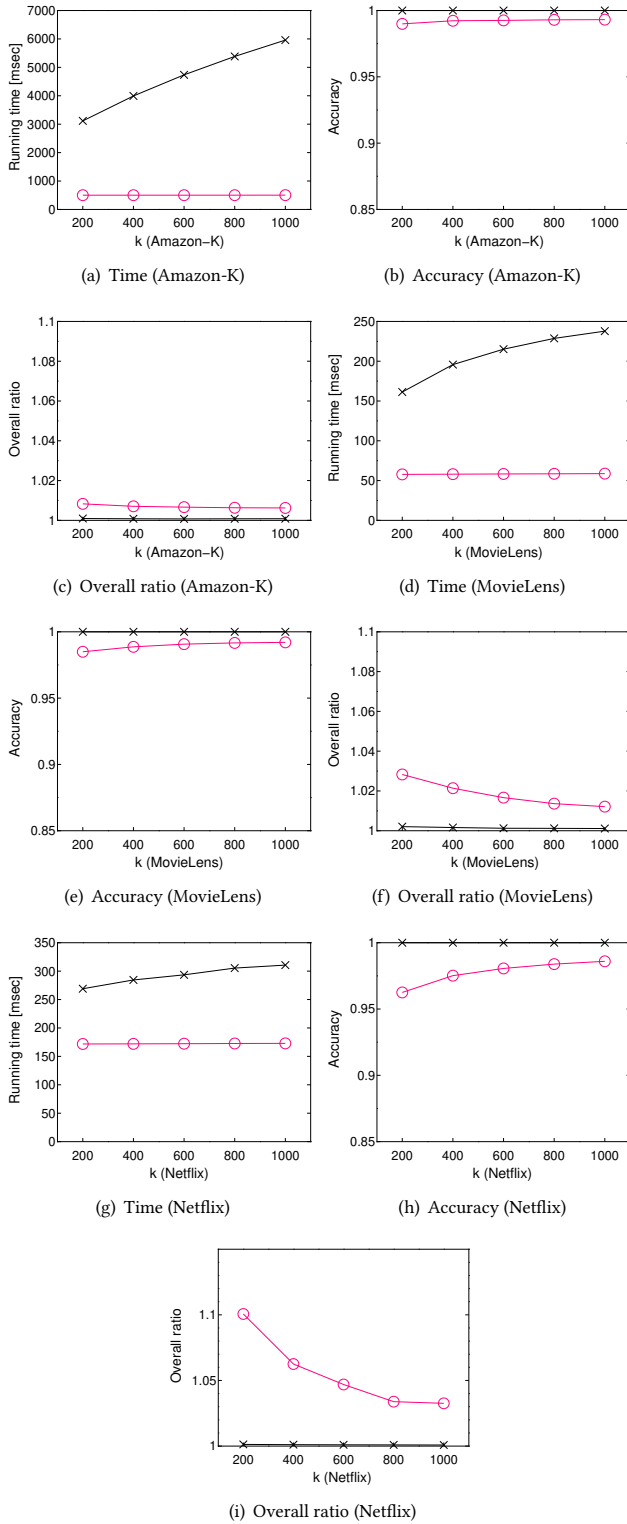
Figure 3: Impact of  $k$ : “x” shows QSRP and “o” shows Ours.

Table 3: Decomposed time of Ours [msec]

	Step 1	Step 2	Step 3
Amazon-K	$5.02 \times 10^2$	$1.92 \times 10^{-2}$	$1.98 \times 10^{-4}$
Movielens	$5.78 \times 10^1$	$3.72 \times 10^{-3}$	$1.07 \times 10^{-4}$
Netflix	$1.72 \times 10^2$	$4.17 \times 10^{-2}$	$1.24 \times 10^{-4}$

### 5.3 Query Processing Evaluation

**Impact of  $k$ .** We investigate the impact of  $k$  on the query processing performance. Figure 3 depicts the experimental results. First, we see that Ours is much (up to 12x) faster than QSRP. The running time of Ours is not affected by  $k$ , whereas that of QSRP increases as  $k$  increases.

Next, the accuracy of Ours is almost perfect, and its overall ratio is almost 1. (QSRP guarantees that  $r(\mathbf{q}, \mathbf{u}, \mathbf{P}) \leq c \times r(\mathbf{q}, \mathbf{u}', \mathbf{P})$  for each  $\mathbf{u} \in \mathbf{U}_c$ , so its accuracy is always 1.) This result demonstrates that Ours practically yields a result similar to  $\mathbf{U}_{rr}$  (see Section 2).

**Impact of  $c$ .** We next study the impact of  $c$ , and Figure 4 shows the result. Again, Ours is always faster than QSRP, and the time of Ours is not affected by  $c$ . To understand this observation, Table 3 shows the time of each step in Ours. We see that steps 2 and 3 take negligible time, and step 1 dominates the running time. Because step 1 is not affected by  $k$  and  $c$ , we have this observation.

As for accuracy and overall ratio, the results of Ours are similar to those in Figure 3. The difference between Ours and QSRP is very slight. Moreover, the accuracy and overall ratio of Ours is almost 1.

## 6 Conclusion

This paper proposed the  $c$ -approximate reverse  $k$ -ranks problem and a new algorithm for this problem. Existing techniques are inefficient for this problem, and even the state-of-the-art algorithm for the reverse  $k$ -rank problem in high dimensions incurs  $O(nmd)$  time. We overcame this challenge, and our algorithm needs only  $O(nd)$  time and yields a much faster time than the state-of-the-art in practice. Our experimental results demonstrate the efficiency and effectiveness of our algorithm.

## Acknowledgments

This work was partially supported by AIP Acceleration Research JPMJCR23U2.

## References

- [1] Daichi Amagata and Takahiro Hara. 2021. Reverse Maximum Inner Product Search: How to efficiently find users who would like to buy my item?. In *RecSys*. 273–281.
- [2] Daichi Amagata and Takahiro Hara. 2023. Reverse Maximum Inner Product Search: Formulation, Algorithms, and Analysis. *ACM Transactions on the Web* 17, 4 (2023), 26:1–26:23.
- [3] Kazuyoshi Aoyama, Daichi Amagata, Sumio Fujita, and Takahiro Hara. 2023. Simpler is Much Faster: Fair and Independent Inner Product Search. In *SIGIR*. 2379–2383.
- [4] Zheng Bian, Xiao Yan, Jiahao Zhang, Man Lung Yiu, and Bo Tang. 2024. QSRP: Efficient Reverse  $k$ -Ranks Query Processing on High-Dimensional Embeddings. In *ICDE*. 4614–4627.
- [5] Wei-Sheng Chin, Bo-Wen Yuan, Meng-Yuan Yang, Yong Zhuang, Yu-Chin Juan, and Chih-Jen Lin. 2016. LIBMF: A Library for Parallel Matrix Factorization in Shared-memory Systems. *The Journal of Machine Learning Research* 17, 1 (2016), 2971–2975.

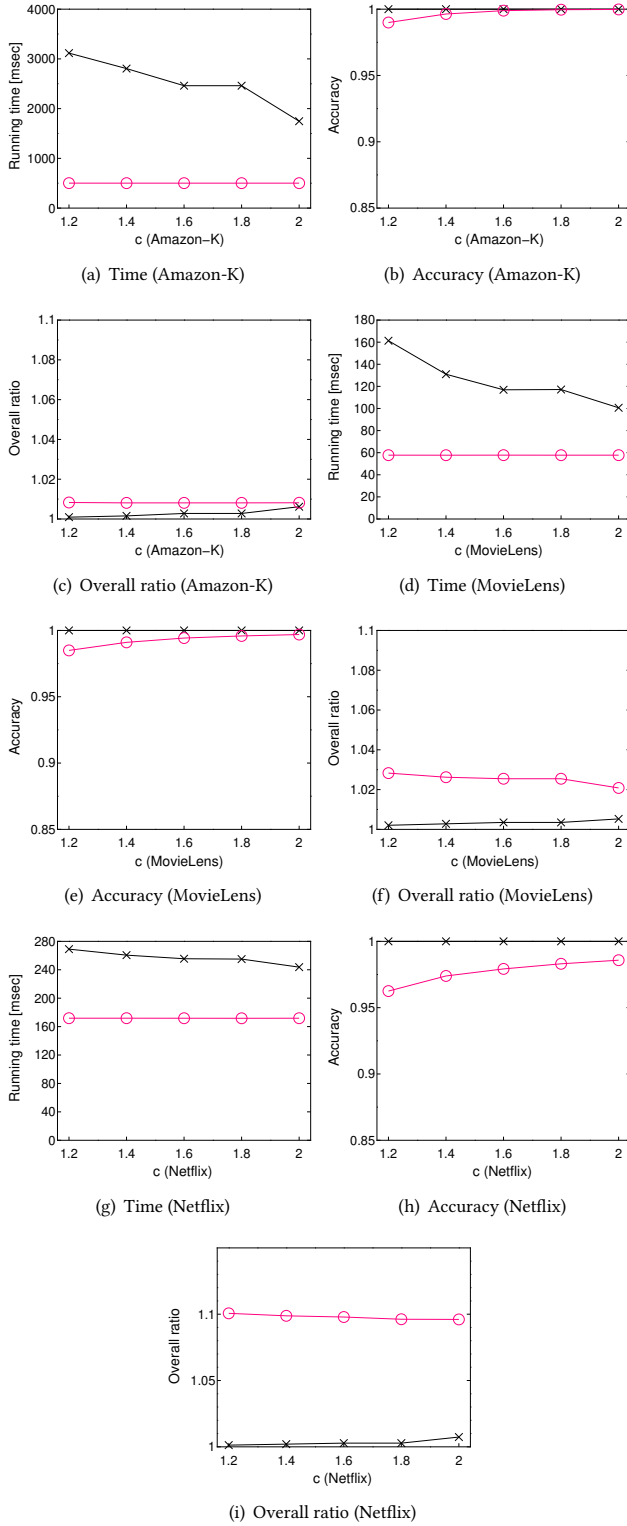


Figure 4: Impact of  $c$ : “x” shows QSRP and “o” shows **Ours**.

- [6] Yuyang Dong, Hanxiong Chen, Jeffrey Xu Yu, Kazutaka Furuse, and Hiroyuki Kitagawa. 2017. Grid-Index Algorithm for Reverse Rank Queries.. In *EDBT*. 306–317.
- [7] Sourav Dutta. 2020. RADAR: Fast Approximate Reverse Rank Queries. In *Intel-liSys*. 748–757.
- [8] Ruiqi Guo, Philip Sun, Erik Lindgren, Quan Geng, David Simcha, Felix Chern, and Sanjiv Kumar. 2020. Accelerating Large-scale Inference with Anisotropic Vector Quantization. In *ICML*. 3887–3896.
- [9] Ruining He and Julian McAuley. 2016. Ups and Downs: Modeling the Visual Evolution of Fashion Trends with One-class Collaborative Filtering. In *World Wide Web*. 507–517.
- [10] Xiangnan He, Lizi Liao, Hanwang Zhang, Liqiang Nie, Xia Hu, and Tat-Seng Chua. 2017. Neural Collaborative Filtering. In *World Wide Web*. 173–182.
- [11] Kohei Hirata, Daichi Amagata, Sumio Fujita, and Takahiro Hara. 2022. Solving Diversity-aware Maximum Inner Product Search Efficiently and Effectively. In *RecSys*. 198–207.
- [12] Kohei Hirata, Daichi Amagata, Sumio Fujita, and Takahiro Hara. 2023. Categorical Diversity-aware Inner Product Search. *IEEE Access* 11 (2023), 2586–2596.
- [13] Kohei Hirata, Daichi Amagata, and Takahiro Hara. 2022. Cardinality Estimation in Inner Product Space. *IEEE Open Journal of the Computer Society* 3 (2022), 208–216.
- [14] Qiang Huang, Yanhao Wang, and Anthony KH Tung. 2023. SAH: Shifting-aware Asymmetric Hashing for Reverse k-Maximum Inner Product Search. In *AAAI*, Vol. 37. 4312–4321.
- [15] Hui Li, Tsz Nam Chan, Man Lung Yiu, and Nikos Mamoulis. 2017. FEXIPRO: fast and exact inner product retrieval in recommender systems. In *SIGMOD*. 835–850.
- [16] Jie Liu, Xiao Yan, Xinyan Dai, Zhirong Li, James Cheng, and Ming-Chang Yang. 2020. Understanding and Improving Proximity Graph Based Maximum Inner Product Search. In *AAAI*. 139–146.
- [17] Stanislav Morozov and Artem Babenko. 2018. Non-metric similarity graphs for maximum inner product search. In *NeurIPS*. 4721–4730.
- [18] Hayato Nakama, Daichi Amagata, and Takahiro Hara. 2021. Approximate Top-k Inner Product Join with a Proximity Graph. In *IEEE Big Data*. 4468–4471.
- [19] Parikshit Ram and Alexander G Gray. 2012. Maximum Inner-product Search using Cone Trees. In *KDD*. 931–939.
- [20] Anshumali Shrivastava and Ping Li. 2014. Asymmetric LSH (ALSH) for sublinear time maximum inner product search (MIPS). In *NIPS*. 2321–2329.
- [21] Shulong Tan, Zhaozhuo Xu, Weijie Zhao, Hongliang Fei, Zhixin Zhou, and Ping Li. 2021. Norm Adjusted Proximity Graph for Fast Inner Product Retrieval. In *KDD*. 1552–1560.
- [22] Christina Teflioudi, Rainer Gemulla, and Olga Mykytiuk. 2015. Lemp: Fast retrieval of large entries in a matrix product. In *SIGMOD*. 107–122.
- [23] Jin Zhang, Defu Lian, Haodi Zhang, Baoyun Wang, and Enhong Chen. 2023. Query-Aware Quantization for Maximum Inner Product Search. In *AAAI*, Vol. 37. 4875–4883.
- [24] Zhao Zhang, Cheqing Jin, and Qiangqiang Kang. 2014. Reverse k-ranks Query. *Proceedings of the VLDB Endowment* 7, 10 (2014), 785–796.