

NEMOTRON-CROSSTHINK: Scaling Self-Learning beyond Math Reasoning

Syeda Nahida Akter^{2*}, Shrimai Prabhumoye^{1,3}, Matvei Novikov¹, Seungju Han¹, Ying Lin¹, Evelina Bakhturina¹, Eric Nyberg², Yejin Choi¹, Mostofa Patwary¹, Mohammad Shoeybi¹, Bryan Catanzaro¹
 NVIDIA¹, Carnegie Mellon University², Boston University³
 sakter@andrew.cmu.edu, sprabhumoye@nvidia.com

Abstract

Large Language Models (LLMs) have shown strong reasoning capabilities, particularly when enhanced through Reinforcement Learning (RL). While prior work has successfully applied RL to mathematical reasoning—where rules and correctness are well-defined—generalizing these methods to broader reasoning domains remains challenging due to limited data, the lack of verifiable reward structures, and diverse task requirements. In this work, we propose NEMOTRON-CROSSTHINK, a framework that systematically incorporates multi-domain corpora, including both synthetic and real-world question-answer pairs, into RL training to improve generalization across diverse reasoning tasks. NEMOTRON-CROSSTHINK addresses key challenges by (1) incorporating data from varied sources spanning STEM, humanities, social sciences, etc.; (2) applying structured templates (e.g., multiple-choice and open-ended) to control answer-space complexity; (3) filtering for verifiable answers; and (4) optimizing data blending strategies that utilizes data from multiple sources effectively. Our approach enables scalable and verifiable reward modeling beyond mathematics and demonstrates improved accuracies on both math (MATH-500: +30.1%, AMC23: +27.5%) and non-math reasoning benchmarks (MMLU-PRO: +12.8%, GPQA-DIAMOND: +11.3%, AGIEVAL: +15.1%, SUPERGPQA: +3.8%). Moreover, NEMOTRON-CROSSTHINK exhibits significantly improved response efficiency—using 28% fewer tokens for correct answers—highlighting more focused and effective reasoning. Through NEMOTRON-CROSSTHINK, we demonstrate that integrating multi-domain, multi-format data in RL leads to more accurate, efficient, and generalizable LLMs.

1 Introduction

Large Language Models (LLMs) have demonstrated remarkable reasoning capabilities across a wide range of tasks, with Reinforcement Learning (RL) playing a crucial role in refining their deep thinking abilities (Hu et al., 2025; Aggarwal & Welleck, 2025; Luo et al., 2025; DeepSeek-AI, 2025; Qin et al., 2024; Huang et al., 2025; Team, 2025b). Recent advances in RL have been particularly successful in mathematical reasoning and coding, where well-defined rules and verifiable correctness criteria enable effective reward modeling. However, extending these techniques to broader reasoning domains presents significant challenges, such as—including limited training data for RL due to the difficulty of defining verifiable rewards, and ensuring generalization across diverse tasks.

Recent work (Hu et al., 2025; Luo et al., 2025; Cui et al., 2025) has shown a way to diversify RL training corpora by collecting datasets from multiple sources. However, they do not evaluate the relative importance of each source for downstream tasks, nor do they explore optimal data-blending strategies to maximize performance gains. Furthermore, prior research has largely focused on mathematical reasoning, overlooking the impact

*Work done during internship at NVIDIA

of incorporating non-math reasoning domains in RL-based learning for generalization in out-of-distribution domains. A major challenge in applying RL to general-purpose reasoning tasks lies in designing a verifiable reward model for diverse answer spaces, as unlike mathematical reasoning—where correctness can be objectively verified—other reasoning tasks lack deterministic solutions. Moreover, reasoning process varies across domains and question types. For instance, mathematical problem-solving follows a rule-based, structured, and symbolic approach (Dehaene, 2011), whereas reasoning in fields such as law, physics, social sciences, and history often relies on narrative structures, contextual knowledge, and heuristic search strategies. Additionally, different question formats require distinct cognitive approaches — open-ended questions demand the generation of novel responses from scratch, while multiple-choice (MCQ) questions can often be solved more efficiently by evaluating the given options and selecting the most appropriate answer. Incorporating a diverse range of reasoning domains and question types into RL-based self-learning can enhance the broad reasoning capabilities of LLMs by exposing them to varied cognitive strategies and knowledge structures.

In this work, we propose NEMOTRON-CROSSTHINK, a systematic way to incorporate multi-domain corpora for RL training that results in better generalization across a wide variety of tasks. As demonstrated in Figure 2, NEMOTRON-CROSSTHINK comprises of phases that—(a) curate data from diverse sources, including synthetic data from raw web texts (CommonCrawl) and open-source question-answer pairs, spanning STEM, humanities, law, and social sciences (b) apply templates (MCQ/Open-Ended) to limit the answer-space for synthetically generated data (c) filter out samples that are infeasible for verifiable rewards (d) prepare blending recipes to combine different sources of data efficiently and finally (e) employ self-learning with RL to refine reasoning capabilities in diverse domains.

NEMOTRON-CROSSTHINK demonstrates that integrating multi-domain data with different questions formats for RL significantly enhances reasoning ability of LLMs across diverse reasoning tasks. Notably, models trained with NEMOTRON-CROSSTHINK not only achieve higher accuracy but also exhibit dynamic response strategies—generating concise answers for general-purpose questions and more detailed responses for math problems—thereby reducing inference cost while preserving task-specific rigor. In addition, NEMOTRON-CROSSTHINK addresses the challenge of designing verifiable reward for non-deterministic domains by employing different templates on the curated data to limit the nuances in the answer space diversity. This enables scalable, verifiable reward modeling for general purpose reasoning tasks, ensuring that RL-trained models generalize effectively across diverse benchmarks. Furthermore, NEMOTRON-CROSSTHINK explores a simple yet effective filtering approach to rank general purpose reasoning data based on complexity and shows that training with harder samples further amplifies the impact of RL across all domains.

In summary, our key contributions are as follows:

- We introduce NEMOTRON-CROSSTHINK, a novel framework for incorporating multi-domain corpora into RL training, enhancing the generalization of LLMs across diverse reasoning tasks with substantial gains across both math (MATH-500: **+30.1%**, AMC23: **+27.5%**) and non-math (MMLU-PRO: **+12.8%**, GPQA-DIAMOND: **+11.3%**, AGIEVAL: **+15.1%**, and SUPERGPQA: **+3.8%**) benchmarks.
- We demonstrate that applying question/answer templates to constrain output diversity leads to more stable reward modeling. Specifically, using a unified open-ended question

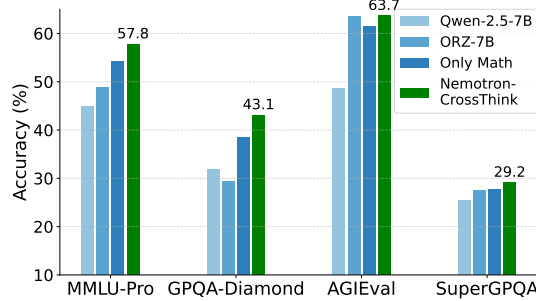


Figure 1: Employing self-learning with multi-domain data, NEMOTRON-CROSSTHINK outperforms baseline models, including domain-specific training (Only Math) and Open-Reasoner-Zero (ORZ-7B), achieving consistent gains across all reasoning tasks.

- format improves performance by **1.21%** on average over mixed-format questions, while short-form answer templates outperform long-form ones by **1.20%**.
- We explore optimal data-blending strategies to balance multi-domain corpora and show that only math data is not enough. Blending multi-domain data boosts average reasoning accuracy by up to **1.61%** over math-only training and improves response efficiency by reducing token usage by **28%**.
- We propose a simple yet effective model-driven filtering technique that selects harder samples by removing data solvable by smaller models. This leads to an additional **2.15%** average accuracy gain for Qwen-2.5-32B, highlighting the scalability of our approach to larger models.

In this paper, we evaluate NEMOTRON-CROSSTHINK across three dimensions: (1) the effectiveness of different data blending strategies in self-learning (2) whether the blending impact amplifies by filtering and training with more complex data samples (3) the influence of question and answer templates in the downstream performance. Applying NEMOTRON-CROSSTHINK on different data blends yields substantial improvement over base model, ranging from 8.55% to 13.36% improvement on average across seven diverse general-purpose reasoning and mathematical benchmarks. The most effective blend—constructed using a 2:1 ratio of general-purpose reasoning to math data—achieves the highest average accuracy, improving over the baseline by 13.36% (Figure 1). This underscores the effectiveness of conducting self-learning with combination of data from multiple reasoning domains to enable broader generalization. Our filtering experiment with Qwen-2.5-32B shows a consistent trend, indicating that larger models can further amplify these gains with more complex samples in the data blend (2.15% average improvement), exceeding the improvements observed in the 7B setting. Additionally, our controlled template studies reveal that data formatting decisions play a critical role in model performance. Overall, these findings illustrate that thoughtful choices in data blending, scaling, formatting, and filtering are critical to the success of reinforcement learning with language models. We hope that NEMOTRON-CROSSTHINK serves as a practical and extensible framework for leveraging multi-domain data to train more capable, reliable, and generalizable models under the RL paradigm.

2 NEMOTRON-CROSSTHINK: Scaling Self-Learning Beyond Math

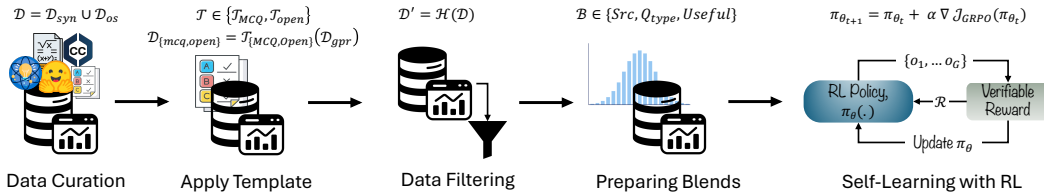


Figure 2: **NEMOTRON-CROSSTHINK**. We (a) curate QA pairs from from synthetic (Common Crawl) and open-source datasets, categorized into general-purpose reasoning (D_{gpr}) and mathematical reasoning (D_{mr}); (b) apply structured templates to convert data into multiple-choice (MCQ) and open-ended formats, promoting diverse reasoning trajectories; (c) filter out unverifiable or ill-formatted responses; (d) train an RL policy using Group Relative Policy Optimization (GRPO). The final reward is used to update the policy, iteratively improving the model’s reasoning capabilities across diverse domains.

In this work, we investigate reasoning domains beyond mathematics and analyze the impact of RL on LLMs trained with datasets from diverse domains and question formats. A core pre-requisite for effective self-learning is access to high-quality, diverse, and reward-compatible training data (Xie et al., 2025b; Hu et al., 2025). While mathematical reasoning has benefited from clean and verifiable datasets, extending RL to general-purpose reasoning domains remains underexplored due to the lack of structured, high-quality supervision. To address this, we explore methods for leveraging web documents and open-source QA

benchmarks to collect general-purpose reasoning data. Incorporating a mix of structured and unstructured domains introduces a wide range of cognitive patterns and task-specific reasoning strategies which will further improve generalization. However, it introduces noise and ambiguity—particularly in open-ended formats—making it difficult to apply rule-based reward modeling reliably. To mitigate this, we apply task-specific templates to unify question and answer formats, limiting answer space variability and enabling simple but effective verifiable reward signals. Next, we apply a lightweight data filtering strategy to discard examples that are infeasible to verify—such as open-ended answers exceeding a certain length or MCQs with misaligned options—ensuring stable and interpretable RL training. Finally, we explore optimal data blending strategies that combine information across diverse domains and tasks. This allows us to investigate how the inclusion of general-purpose reasoning data complements mathematical reasoning, ultimately leading to broader and more adaptive generalization in LLMs.

Data Curation. We start with carefully curating datasets from multiple sources to ensure diversity in the training data. Our training dataset \mathcal{D} comprises two sources:

$$\mathcal{D} = \mathcal{D}_{syn} \cup \mathcal{D}_{os}$$

Here, $\mathcal{D}_{syn} \rightarrow$ synthetically generated data from Common Crawl (CC) and $\mathcal{D}_{os} \rightarrow$ publicly available open-source QA datasets. Each sources of data further consists of question answer pairs related to general purpose reasoning and mathematics:

$$\mathcal{D}_{syn} \rightarrow \mathcal{D}_{syn_gpr} \cup \mathcal{D}_{syn_mr}; \quad \mathcal{D}_{os} \rightarrow \mathcal{D}_{os_gpr} \cup \mathcal{D}_{os_mr}$$

- **General Purpose Reasoning, \mathcal{D}_{gpr} :** We collect open source QA datasets (\mathcal{D}_{os_gpr})—Natural Reasoning (Yuan et al., 2025) and MMLU [Train] (Hendrycks et al., 2021a) that span multiple domains, including STEM fields (e.g., Physics, Computer Science), Economics, Social Sciences, and more. To enhance diversity, we further synthesize QA pairs from CC documents using the wide range of domains in MMLU as our seed domain. We denote this dataset as Syn-QA (\mathcal{D}_{syn_gpr}).

$$\mathcal{D}_{gpr} \rightarrow \mathcal{D}_{syn_gpr} \cup \mathcal{D}_{os_gpr}$$

- **Mathematical Reasoning, \mathcal{D}_{mr} :** As mathematical questions inherently require Chain-of-Thought derivations which emphasizes the LLM to think, we incorporate math reasoning corpus to our training data. We combine open-source mathematical reasoning datasets (\mathcal{D}_{os_mr}), such as MATH (Hendrycks et al., 2021b) and Numina-Math (Beeching et al., 2024). We generate additional math problems applying the similar technique as Ge et al. (2024) and define it as Persona-MATH (\mathcal{D}_{syn_mr}).

$$\mathcal{D}_{mr} \rightarrow \mathcal{D}_{syn_mr} \cup \mathcal{D}_{os_mr}$$

Applying Templates for Answer Space and Reasoning Diversity.

General purpose reasoning benchmarks are often divided into two categories: (a) Multiple Choice Questions (Hendrycks et al., 2021a; Wang et al., 2024) and (b) Open-Ended Questions (Zhong et al., 2023). Recent works have ignored these variations in the answer space for consistent reward design across all tasks which are often predominantly math tasks (Hu et al., 2025; Aggarwal & Welleck, 2025; Luo et al., 2025). We hypothesize that each question type elicits different thinking patterns, leading to diverse reasoning trajectories in the model. Training on different question types will enhance the model’s ability to generalize by exposing it to diverse answer formats, thereby fostering different reasoning pathways.

Therefore, to observe the effect of question type in RL training, we synthesize \mathcal{D}_{gpr} using two templates: \mathcal{T}_{MCQ} - Multiple Choice Questions (MCQ), and \mathcal{T}_{Open} - Open-Ended questions.

Data Source	Category	Type	Samples
MMLU [Train]	GPR	MCQ	99,842
Syn-QA	GPR	MCQ	192,930
NATURAL REASONING	GPR	OE	100,000
NuminaMath	MR	OE	87,350
PersonaSkill-MATH	MR	OE	100,000
Math	MR	OE	8523
Total			588,645

Table 1: Training data distribution by source and type. OE=Open-Ended; GPR =General-Purpose Reasoning; MR =Math Reasoning

We convert the MCQ datasets (MMLU) to open-ended by removing the options from the questions.

$$\mathcal{D}_{mcq} = \mathcal{T}_{MCQ}(\mathcal{D}_{gpr}), \quad \mathcal{D}_{open} = \mathcal{T}_{Open}(\mathcal{D}_{gpr})$$

Additionally, some MCQ questions are incomplete without options (e.g., *Which of the following ways we can file taxes?*). We discard such questions to avoid confusion during answer generation. Finally, our general purpose reasoning data, \mathcal{D}_{gpr} , can be represented as:

$$\mathcal{D}_{gpr} = \mathcal{D}_{mcq} \cup \mathcal{D}_{open}$$

Data Filtering and Formatting. To ensure high-quality training data, we apply a series of filtering and formatting steps, \mathcal{H} , to remove samples that are infeasible to evaluate with a simple rule-based reward function. Specifically, for \mathcal{D}_{mcq} , we check whether the correct answer appears within the question text itself. Given a question-answer pair (q, a^*) with answer choices $\{a_1, a_2, \dots, a_n\}$, we discard a sample if $a^* \notin \{a_1, a_2, \dots, a_n\}$.

For \mathcal{D}_{open} , such as those in the Natural Reasoning dataset, we discard samples that are challenging to evaluate with a rule-based reward function. Formally, we retain samples where $|w(a^*)| \leq 10$; $w(a^*)$ represents the number of words in the answer a^* .

Lastly, for the mathematical reasoning corpus, \mathcal{D}_{mr} , we remove entries that lack an associated answer, ensuring that all retained questions q have a valid response a^* , i.e., we discard samples where $a^* = \emptyset$.

$$\mathcal{D}' = \mathcal{H}(\mathcal{D}) = \left\{ (q, a^*, \{a_1, \dots, a_n\}) \in \mathcal{D} \mid \begin{array}{ll} a^* \in \{a_1, \dots, a_n\} & (\mathcal{D}_{mcq}) \\ |w(a^*)| \leq 10 & (\mathcal{D}_{open}) \\ a^* \neq \emptyset & (\mathcal{D}_{mr}) \end{array} \right.$$

Data Blending. We study the impact of data diversity in three paradigms:

Category	Blend Name	Symbol	Blend Description
Data Source	Natural Distribution	\mathcal{B}_{nd}	Ratio of number of samples in a dataset divided by the total number of samples in all the datasets.
	More Math	$\mathcal{B}_{mr\uparrow}$	2:1 ratio of \mathcal{D}_{mr} and \mathcal{D}_{gpr}
	More General Purpose Reasoning	$\mathcal{B}_{gpr\uparrow}$	2:1 ratio of \mathcal{D}_{gpr} and \mathcal{D}_{mr}
Question Types	More MCQ	$\mathcal{B}_{mcq\uparrow}$	2:1 ratio of \mathcal{D}_{mcq} and \mathcal{D}_{open}
	More Open-Ended	$\mathcal{B}_{open\uparrow}$	2:1 ratio of \mathcal{D}_{open} and \mathcal{D}_{mcq}
Data Usefulness	Avg. Score	\mathcal{B}_{score}	Provide weight to each source based on their average benchmark performances

Table 2: **Overview of Data Blending Strategies.** Blends are categorized by data source, question type, and usefulness—each constructed to assess the impact of domain diversity, format variation, and task relevance on RL-based reasoning.

- **Data Source:** We have gathered questions from diverse domains including math (\mathcal{D}_{mr}), STEM, humanities, economics, history, law, social sciences, etc., (\mathcal{D}_{gpr}) and observe the effect of each source on RL training.
- **Question Types:** We investigate the impact of question types in downstream tasks.
- **Data Usefulness:** We further analyze what is the contribution of each data sources in downstream task performances. We initially run RL using individual data alone and then evaluate them across diverse downstream tasks. Based on their performances, we create a new blend.

Based on these three categories, we construct six distinct blends, summarized in Table 2, with their corresponding dataset weight distributions detailed in Table 8.

Reinforcement Learning with GRPO. We begin with a pretrained large language model (LLM) \mathcal{M} and a training blend \mathcal{B} , where each sample contains only the input prompt and the final answer which is verifiable. We employ Group Relative Policy Optimization (GRPO)

(Shao et al., 2024). GRPO does not use a separate critic model and instead estimates the baseline from group scores, improving efficiency and reducing memory. For each question q , GRPO samples a group of outputs o_1, o_2, \dots, o_G from the old policy $\pi_{\theta_{old}}$ and then optimizes the policy model π_θ by maximizing the following objective:

$$\begin{aligned} \mathcal{J}_{GRPO}(\theta) = & \mathbb{E} \left[q \sim P(Q), \{o_i\}_{i=1}^G \sim \pi_{\theta_{old}}(O|q) \right] \\ & \times \frac{1}{G} \sum_{i=1}^G \frac{1}{|o_i|} \sum_{t=1}^{|o_i|} \left[\min \left(\frac{\pi_\theta(o_{i,t}|q, o_{i,<t})}{\pi_{\theta_{old}}(o_{i,t}|q, o_{i,<t})} \hat{A}_{i,t}, \text{clip} \left(\frac{\pi_\theta(o_{i,t}|q, o_{i,<t})}{\pi_{\theta_{old}}(o_{i,t}|q, o_{i,<t})}, 1 - \epsilon, 1 + \epsilon \right) \hat{A}_{i,t} \right) \right. \\ & \left. - \beta D_{KL}(\pi_\theta \parallel \pi_{ref}) \right] \\ D_{KL}[\pi_\theta \parallel \pi_{ref}] = & \frac{\pi_{ref}(o_{i,t}|q, o_{i,<t})}{\pi_\theta(o_{i,t}|q, o_{i,<t})} - \log \frac{\pi_{ref}(o_{i,t}|q, o_{i,<t})}{\pi_\theta(o_{i,t}|q, o_{i,<t})} - 1. \end{aligned} \quad (1)$$

where ϵ and β are hyperparameters, and $\hat{A}_{i,t}$ is the advantage, computed using a group of rewards $\{r_1, r_2, \dots, r_G\}$ corresponding to the outputs within each group:

$$\hat{A}_{i,t} = \frac{r_i - \text{mean}(\{r_1, r_2, \dots, r_G\})}{\text{std}(\{r_1, r_2, \dots, r_G\})}$$

Rule Based Reward Modeling. To guide the reinforcement learning process, we employ a rule-based reward system designed for verifiable evaluation. Similar to (DeepSeek-AI, 2025), we define the total reward function \mathcal{R} as the logical and of an accuracy reward \mathcal{R}_{acc} and a format reward \mathcal{R}_{format} :

$$\mathcal{R} = \mathcal{R}_{acc} \wedge \mathcal{R}_{format}.$$

This implies that the output will get reward only when both the answer and the format are correct.

Accuracy Reward: The accuracy reward evaluates correctness based on whether the model’s response p is similar to the ground truth solution a to satisfy the correctness criteria:

$$\mathcal{R}_{acc}(p, a) = \begin{cases} 1, & \text{if equal}(p, a), \\ 0, & \text{otherwise.} \end{cases}$$

Format Reward: The format reward ensures the response a is structured according to predefined tags, where the reasoning will reside in ‘<think></think>’ tokens and the final answer will be shown inside `\boxed{}`:

$$R_{format}(a) = \begin{cases} 1, & \text{if } F(a), \\ 0, & \text{otherwise.} \end{cases}$$

where $F(a)$ returns True if a is correctly formatted and False otherwise.

3 Experimental Setup

Training Details. We adopt Qwen2.5-7B and Qwen2.5-32B (Team, 2024a) as our baseline models, \mathcal{M} , which demonstrate strong generalization capabilities across various natural language reasoning tasks. We directly apply GRPO training on \mathcal{M} using the veRL framework¹, which is an open-source implementation of the HybridFlow RLHF framework (Sheng et al., 2024). We train the base models with key settings including a constant learning rate of 1e-6, a batch size and PPO mini batch size of 128 and a maximum context length of 5000 tokens. Each generation step contains 128 unique prompts sampled from the dataset, and

¹<https://github.com/volcengine/verl>

performing 8 rollouts with temperature and top-p both set to 1.0. We set KL coefficient to 0.001 in all experiments. During training, the model is directly exposed to mixed types of questions from different domains. Note that we did not conduct extensive hyperparameter tuning, so one can expect further improvements with additional optimization.

Evaluation Metrics. To comprehensively evaluate our models’ reasoning capabilities, we conduct experiments on diverse benchmarks spanning mathematical and general purpose reasoning. We evaluate our models on MATH-500 (Hendrycks et al., 2021b), AMC23, test set of MMLU (Hendrycks et al., 2021a), MMLU-PRO (Wang et al., 2024), AGIEVAL (Zhong et al., 2023), GPQA-DIAMOND (Rein et al., 2024) and SUPERGPQA (Team et al., 2025). Notably, SUPERGPQA is a recent and rigorous benchmark designed to test the generalizability of LLMs across 285 graduate-level disciplines, including underrepresented domains like industry, agriculture, and service-related fields. Unlike existing benchmarks that concentrate on well-represented domains (e.g., math, law, physics), SUPERGPQA captures long-tail knowledge and includes a wide range of real-world professional disciplines, making it a reliable and discriminative frontier for evaluating generalizability in LLMs. For both open-ended and MCQ questions, we check the final answer inside the `\boxed{}` format and compare with the ground truth solution. For MCQ benchmarks (e.g., MMLU, GPQA-DIAMOND, etc.), we format the ground truth in the test set to contain both the correct option and the option description to make it consistent with our training data. For each benchmark, we report accuracy averaged over 3 independent inference runs using greedy decoding.

4 Experiments and Results

Analyze the effect of Individual Datasets. To prepare an effective blend using diverse sources of data, we begin by understanding impact of individual data sources on the self-learning paradigm so that we can prioritize the useful data sources and provide less weights to others. In this setup, we employ self-learning using \mathcal{M} =Qwen-2.5-7B and taking each dataset separately. To make consistent comparison across different data sources, we keep the training recipe constant for all experiments. We run a controlled experiments and train each models for fewer steps (250 steps) and evaluate them on the last checkpoint.

Data Source	MMLU	MMLU-PRO	GPQA-DIAMOND	AGIEVAL	SUPERGPQA	MATH-500	AMC23	Avg
\mathcal{M}	74.20	45.00	31.82	48.59	25.36	48.30	40.00	44.75
MMLU [Train]	69.76	38.50	32.83	47.66	27.69	22.00	5.00	34.78
Syn-QA	70.45	52.41	30.81	52.10	24.57	54.20	35.00	45.65
Natural Reasoning	68.89	31.33	33.33	46.65	22.44	68.60	42.50	44.82
NuminaMath	72.94	52.05	33.84	54.39	26.97	76.20	55.00	53.06
PersonaSkill-Math	53.99	28.08	18.69	45.69	16.92	77.20	50.00	41.51
Math	63.30	31.64	21.72	51.95	18.31	78.40	50.00	45.04

Table 3: **Results of Self-Learning on Individual Datasets.** Each row shows the downstream evaluation results after self-learning on a single data source. Results highlight the varying strengths of individual datasets across general-purpose and mathematical benchmarks.

Table 2 shows that different datasets have varying impacts on downstream accuracies across reasoning benchmarks. Notably, the NuminaMath yields the highest overall average, outperforming the baseline (\mathcal{M}) by over 8.30%. Its strength is especially pronounced on mathematical tasks such as MATH-500 and AMC23 but additionally it achieves superior accuracies on general purpose reasoning tasks showing a strong generalization across diverse domains. The Syn-QA dataset demonstrates a $\sim 1.0\%$ improvement over baseline with stronger accuracy in MMLU-PRO, AGIEVAL and MATH-500 tasks, suggesting that synthetically generated instruction-style data can generalize well when aligned with benchmark distributions. Natural Reasoning, despite modest scores on language-rich benchmarks, delivers a surprisingly strong overall average, driven by high scores in MATH-500 and AMC23. This indicates that reasoning-focused datasets, even if less curated, can contribute meaningfully in math-adjacent tasks. On the other hand, Persona-Math, although strong in math, suffers from low generalization across most benchmarks. Finally, the MMLU [Train] dataset underperforms across most tasks, specifically in math reasoning domains, suggest-

ing that self-learning with raw MMLU [Train] data alone is insufficient for generalization. However, it obtains the best score for SUPERGPQA, which requires reasoning across wide range of cross-disciplinary domains. This highlights the potential of MMLU [Train] in capturing broad conceptual knowledge and supporting transfer to long-tail domains, making it a valuable component when targeting general-purpose reasoning benchmarks. While preparing blends for *Data Usefulness*, we use the average accuracies of individual sources to obtain \mathcal{B}_{score} i.e., we provide more weight to datasets like Syn-QA, NuminaMath and less to MMLU [Train].

Analysis across Blends. We observe the effect of NEMOTRON-CROSTHINK in three different categories using six different blends. To show the distinction between natural distribution and selective weighting of domains, we also prepare \mathcal{B}_{nd} , which represents data sampled in proportion to each dataset’s original size. Additionally, to analyze the impact of within-domain training versus cross-domain blending, we introduce a separate category called Single Source. We prepare two domain-specific blends: \mathcal{B}_{only_mr} , using only \mathcal{D}_{mr} data, and \mathcal{B}_{only_gpr} , using only \mathcal{D}_{gpr} data. We further compare NEMOTRON-CROSTHINK with a recent math-centric self-learning approach, OPEN-REASONER-ZERO (ORZ) (Hu et al., 2025)—which achieved superior accuracy in math benchmarks by training RL on combination of math data. For fair comparison we evaluate the 7B model using our eval setup.

Model	Category	Blend	MMLU	MMLU-PRO	GPQA-DIAMOND	AGIEVAL	SUPERGPQA	MATH-500	AMC23	Avg
\mathcal{M}			74.20	45.00	31.82	48.59	25.36	48.30	40.00	44.75
ORZ			73.20	48.90	29.30	63.49	27.60	81.40	62.50	55.20
*CROSTHINK		\mathcal{B}_{nd}	73.18	54.81	38.07	59.99	26.54	77.00	60.00	55.66
	Data Source	$\mathcal{B}_{mr}\uparrow$	74.85	55.51	40.10	61.47	26.81	77.80	67.50	57.72
		$\mathcal{B}_{gpr}\uparrow$	74.94	57.82	38.58	63.71	29.16	77.60	65.00	58.12
	Question Types	$\mathcal{B}_{mcq}\uparrow$	74.26	55.77	39.59	62.54	28.05	78.00	60.00	56.89
		$\mathcal{B}_{open}\uparrow$	74.46	55.82	43.15	61.28	26.82	78.40	62.50	57.49
	Data Usefulness	\mathcal{B}_{score}	74.70	56.16	40.10	59.80	27.37	78.00	62.50	56.95
	Single Source	\mathcal{B}_{only_mr}	74.24	54.26	38.58	61.39	27.69	78.60	70.00	57.82
		\mathcal{B}_{only_gpr}	72.77	52.06	37.06	56.56	27.44	72.20	55.00	53.30

Table 4: **Results of NEMOTRON-CROSTHINK-7B across Blends.** Multi-domain blend $\mathcal{B}_{gpr}\uparrow$ achieves the highest overall average accuracy, outperforming domain-specific and naturally sampled blends—underscoring the benefit of self-learning with diverse reasoning data. (*) Due to the space shortage, we use *CROSTHINK to refer NEMOTRON-CROSTHINK.

As shown in Table 4, each blending strategy consistently outperforms the base model, \mathcal{M} , by a significant margin. The natural distribution blend, \mathcal{B}_{nd} , yields a notable improvement of over 13% on average compared to \mathcal{M} , suggesting that simply increasing the amount of training data—even without rebalancing—can be beneficial.

$\mathcal{B}_{gpr}\uparrow$ from the *Data Source* category achieves the highest overall average, as well as the strongest results across most reasoning-focused benchmarks (e.g., +12.82% on MMLU-PRO and +15.12% on AGIEVAL). Notably, it performs relatively $\sim 5\%$ on average better than ORZ. While \mathcal{B}_{only_math} performs slightly better on math-specific tasks, such as a marginal 1% gain on MATH-500, it lags behind on non-math reasoning benchmarks—underperforming $\mathcal{B}_{gpr}\uparrow$ by $\sim 3\text{--}4\%$ on tasks like AGIEVAL, SUPERGPQA, and MMLU-PRO. The same trend is also seen with ORZ. To better understand these differences, we analyze sub-category accuracies in Appendix C and find that $\mathcal{B}_{gpr}\uparrow$ shows large relative gains in non-math categories while differences in math subcategories are either negligible or even favor $\mathcal{B}_{gpr}\uparrow$ in some tasks. This highlights that general-purpose reasoning data offers strong cross-domain transfer with minimal compromise on math accuracy, making it more versatile.

Both $\mathcal{B}_{mcq}\uparrow$ and $\mathcal{B}_{open}\uparrow$ in *Question Types* category show consistent gains, with the latter achieving a slight edge (0.6% improvement on average). In addition, $\mathcal{B}_{open}\uparrow$ yields stronger results on mathematical benchmarks. Mathematical problems are inherently open-ended in structure. As a result, highlighting more open-ended domains aligns with the format and reasoning demands of math tasks. This suggests that diversity in question formats—especially

open-ended reasoning—can better generalize to both general purpose reasoning and math-focused downstream tasks.

Regarding *Data Usefulness*, the score-based selection strategy (\mathcal{B}_{score}) outperforms the base model \mathcal{M} , indicating the effectiveness of selective data curation. However, despite focusing more on the better performing datasets in Table 3, \mathcal{B}_{score} is overall worse than blends like $\mathcal{B}_{mr\uparrow}$ or \mathcal{B}_{only_math} . This gap arises because \mathcal{B}_{score} assigns weights based solely on average dataset scores, without accounting for task-specific strengths. For instance, Math and Persona-Math receive higher weights than Natural Reasoning or MMLU due to their math accuracy, despite the latter performing significantly better on general-purpose reasoning tasks. In contrast, domain-aware blends selectively prioritize datasets based on their utility within specific domains, leading to more effective coverage and stronger scores across both math and general-purpose reasoning tasks.

To investigate the impact of single-domain versus mixed-domain training data in RL, we compare the *Single Source* category with other blending strategies. Notably, \mathcal{B}_{only_mr} achieves the highest average math score (56.20%) among all blends, ranking as the second-best blend overall in terms of average accuracy. In contrast, while \mathcal{B}_{only_gpr} outperforms the base model \mathcal{M} , it underperforms in mathematical reasoning tasks. Surprisingly, despite being tailored for general-purpose reasoning, \mathcal{B}_{only_gpr} also lags behind \mathcal{B}_{only_mr} by 4.2% on average across non-math reasoning benchmarks. This counterintuitive finding suggests that to obtain maximum gain in general purpose reasoning tasks we need to include mathematical problems in the training blend. As discussed earlier, $\mathcal{B}_{gpr\uparrow}$ gets the best average reasoning accuracy which consists of both math and general purpose reasoning datasets. This confirms that math data alone is transferable to structured reasoning tasks, whereas general-purpose data is less effective when isolated.

5 Ablations

NEMOTRON-CROSSTHINK is token efficient in responses To further understand the influence of multi-domain data in response generation, we compare the average token lengths of correct and incorrect responses between models trained on two blends: $\mathcal{B}_{gpr\uparrow}$ and \mathcal{B}_{only_mr} . As shown in Figure 3, on general-purpose reasoning (GPR) benchmarks, $\mathcal{B}_{gpr\uparrow}$ consistently outperforms \mathcal{B}_{only_mr} and ORZ (Hu et al., 2025), not only in accuracy (as shown in Table 4) but also in response efficiency—producing correct answers with significantly fewer tokens². For instance, on MMLU, the average token count for correct responses is 229 for $\mathcal{B}_{gpr\uparrow}$, compared to 351 for \mathcal{B}_{only_mr} . This demonstrates that exposure to multi-domain data enables the model to internalize a more efficient reasoning strategy, leading to both improved performance and reduced inference cost.

In contrast, on math-specific benchmarks, \mathcal{B}_{only_mr} and ORZ perform slightly better in accuracy, as expected due to domain alignment. Interestingly, correct responses are generally longer than in reasoning tasks as solving math problems inherently requires detailed, multi-step derivations, hypothesis exploration, verification and refinement. Despite this, the $\mathcal{B}_{gpr\uparrow}$ shows its adaptability by generating longer responses for math tasks and shorter ones for GPR tasks—indicating a dynamic response strategy learned through multi-domain training. As shown in Table 9, $\mathcal{B}_{gpr\uparrow}$ has a wide dynamic range for generating responses. It increases its average tokens by 62% when generating responses for math tasks (Mean Tokens=622) as opposed to general reasoning tasks (Mean

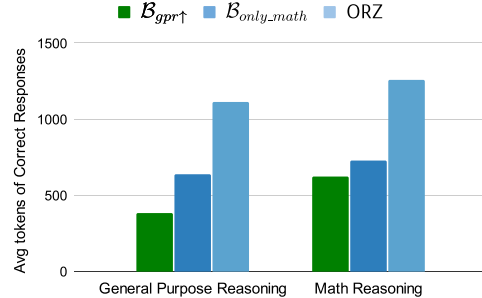


Figure 3: Token efficiency comparison of models trained on $\mathcal{B}_{gpr\uparrow}$ (multi-domain blend) and two single domain blends (\mathcal{B}_{only_math} and ORZ).

²Detailed categorization per task is shown in Appendix B.

Tokens=385). Whereas, \mathcal{B}_{only_mr} increases its average tokens only by 14% (Mean Tokens=731 for math tasks and Mean Tokens=639 for general reasoning tasks) showing a much smaller dynamic range. This trend is also mirrored in ORZ, trained on a high-quality blend of math datasets, which shows an even smaller increase (12%) in average token length across domains.

This adaptive behavior highlights a key strength of multi-domain training: it equips the model with the flexibility to tailor its response style to the nature of the task. By learning from a diverse range of domains, $\mathcal{B}_{gpr\uparrow}$ learns to reason efficiently—across all tasks, $\mathcal{B}_{gpr\uparrow}$ uses on average 28% fewer tokens for correct responses than \mathcal{B}_{only_mr} —producing compact yet accurate answers where appropriate, and detailed ones when necessary.

Data Format Study: Question and Answer Templates. To better understand how training data formatting affects model performance, we conduct two controlled studies focused on question and answer template design, as shown in Table 5 and Table 6.

In Table 4, we observe that $\mathcal{B}_{open\uparrow}$ outperforms $\mathcal{B}_{mcq\uparrow}$, suggesting that models trained on more open-ended data generalize better across benchmarks. This motivated us to investigate whether converting all questions into a unified open-ended format leads to better performance. In *Question Template Study*, we use the natural distribution blend (\mathcal{B}_{nd}) and only perturb the question template. To generate the open-ended variant, we remove the answer options from MCQs, prompting the model to produce an answer without selecting from predefined choices.

Question Type	MMLU	MMLU-PRO	GPQA-DIAMOND	AGIEVAL	SUPERGPQA	MATH-500	AMC23	Avg
MCQ + OPEN-ENDED	73.18	54.81	38.07	59.99	26.54	77.00	60.00	55.66
OPEN-ENDED	74.61	54.36	39.09	59.30	29.16	76.60	65.00	56.87

Table 5: **Impact of Question Format.** Converting all questions to open-ended format improves accuracy across benchmarks, reducing reliance on option guessing and encouraging deeper reasoning.

Table 5 illustrates that the open-ended-only configuration consistently outperforms the mixed-format setting across nearly all benchmarks, achieving 1.21% higher average score. Notably, it leads to significant improvements on reasoning-intensive and traditionally MCQ-formatted benchmarks such as MMLU, SUPERGPQA, and GPQA-DIAMOND. This result may be attributed to the inherent structure of MCQ questions, where random guessing can yield an accuracy of approximately 25% in MMLU and GPQA-DIAMOND benchmarks where we have only four options. In contrast, open-ended questions eliminate this guessing advantage, compelling the model to rely more heavily on reasoning to arrive at a correct answer. By reducing the likelihood of reward hacking through random option selection, the open-ended format encourages more robust reasoning and leads to improved generalization.

In the *Answer Template Study*, we investigate how the format of output labels influences training effectiveness on MCQ-style datasets. We compare two answer templates: Long - the model is trained to generate both the option label and its corresponding description (e.g., (A) The sky is blue), and Short - the model is trained to output only the option label (e.g., A). For this study, we use the \mathcal{B}_{only_gpr} blend, which primarily consists of MCQ datasets (Table 1), making it ideal for analyzing the effects of answer formatting in this setting.

Answer Type	MMLU	MMLU-PRO	GPQA-DIAMOND	AGIEVAL	SUPERGPQA	MATH-500	AMC23	Avg
Long	72.77	52.06	37.06	56.56	27.44	72.20	55.00	53.30
Short	74.22	54.56	39.59	58.01	28.39	74.20	52.50	54.50

Table 6: **Impact of Answer Format.** Using short-form answers improves accuracy by reducing output ambiguity and avoiding penalization from rigid reward functions in rule-based training.

Table 6 shows that the short-form answer template consistently outperforms the long-form variant, with a 1.20% improvement in average accuracy. This trend holds across

both reasoning and mathematical benchmarks. These results suggest that reducing the complexity of the output space helps minimize ambiguity and allows the model to better align its predictions with the structure of the question. Furthermore, when training with long-form answers using a rule-based reward (e.g., exact string matching), the model is frequently penalized for minor deviations in phrasing, even when the correct option is selected. For instance, if the model outputs the correct option label but paraphrases the description slightly, the strict reward signal treats it as incorrect. This introduces noisy supervision and may hinder learning. While this issue could be mitigated by designing a more flexible reward function (e.g., based on semantic similarity or option-label matching), our goal in this work is to keep the approach simple and interpretable. As such, we adopt a naive rule-based reward for clarity and reproducibility, and leave more sophisticated reward designs for future investigation.

Difficulty Filtering. Training with high-quality data is a key factor in self-learning to ensure efficient and stable learning and to obtain correct reward signals. Recent works (Hu et al., 2025; Luo et al., 2025; Cui et al., 2025) have explored various filtering strategies to remove noisy reference answers from datasets, focusing on data that is easily verifiable using simple rule-based rewards. Zeng et al. (2025) further investigate data selection based on question complexity, showing that as the difficulty of the training data increases, the resulting model achieves better downstream accuracy. However, their approach relies on datasets like MATH-500 that come with predefined difficulty scores. In this work, we explore a simple approach to estimate question difficulty for general purpose reasoning datasets that do not come with explicit difficulty labels. Specifically, we label questions as ‘difficult’ if they are answered incorrectly by a smaller model (Qwen-2.5-7B) in a zero-shot setting and filter out the ‘easy’ questions. The intuition is that questions easily answered by a base model are likely to be knowledge-based or shallow in reasoning depth, whereas those it fails on are likely to require deeper reasoning or broader generalization. We construct two versions of our training dataset $\mathcal{B}_{gpr\uparrow}$ —an unfiltered set containing all questions, and a filtered set ($\mathcal{B}_{f(gpr)\uparrow}$) that retains only the difficult samples—and use them to train separate instances of a larger model $\mathcal{M} = \text{Qwen-2.5-32B}$.

Model	Blend	MLLU	MLLU-PRO	GPQA-DIAMOND	AGIEVAL	SUPERGPQA	MATH-500	AMC23	Avg
Qwen-2.5-32B		83.30	55.10	40.40	62.77	33.16	60.55	45.00	54.33
NEMOTRON-CROSSTHINK-32B	$\mathcal{B}_{gpr\uparrow}$	83.57	68.83	46.70	73.90	37.99	82.40	67.50	65.84
	$\mathcal{B}_{f(gpr)\uparrow}$	83.60	69.43	49.75	75.82	38.34	84.00	75.00	67.99

Table 7: **Difficulty-Based Filtering.** Filtering $\mathcal{B}_{gpr\uparrow}$ to retain only hard examples ($\mathcal{B}_{f(gpr)\uparrow}$) yields consistent gains across all tasks, highlighting the effectiveness of selective training on challenging data.

According to Table 7, this filtering approach results in consistent performance improvements across all evaluated benchmarks. While both filtered and unfiltered models outperform the original baseline Qwen-2.5-32B, the model trained on the filtered dataset—denoted as $\mathcal{B}_{gpr\uparrow f}$ —achieves the highest accuracy on every task. The gains are especially prominent in complex benchmarks such as MMLU-PRO, GPQA-DIAMOND, AGIEVAL, and AMC23, where the filtered model improves by up to 2–8% over its unfiltered counterpart. On average, filtering boosts overall accuracy by 2.15%, a notable gain considering that it comes from training on fewer but harder examples. This suggests that selectively training on challenging examples can yield more robust and generalizable models, likely due to stronger gradient signals and a focus on harder-to-learn reasoning patterns.

6 Related Work

Evolution of Reasoning in LLM. Large Language Models have demonstrated remarkable dominance across numerous Natural Language Processing tasks. To enhance the complex reasoning capabilities of LLMs, (Wei et al., 2022) introduce Chain-of-Thought (CoT), which incorporates multi-step intermediate reasoning before arriving at final conclusions. CoT exhibits significant advantages across multiple domains, including mathematics, science,

and programming. Subsequently, (OpenAI, 2024) further explore CoT and propose the Long Chain-of-Thought framework. In Long CoT, LLMs demonstrate advanced cognitive behaviors such as reflection, verification, correction, and multipath exploration, thereby further enhancing their problem-solving capabilities in complex reasoning tasks. Moreover, Long CoT exhibits excellent test-time scaling properties, where increased computational resources correlate with improved reasoning outcomes. Models like QwQ (Team, 2024b; 2025b), DeepSeek-R1 (DeepSeek-AI, 2025), Kimi k1.5 (Team, 2025a), and InternThinker (Cai et al., 2024) have successfully experimented with Long CoT for enhanced reasoning, combining fine-tuning and Reinforcement Learning to elevate the performance of open-source reasoning models to unprecedented levels. Notably, subsequent models such as Open-Reasoner-Zero (Hu et al., 2025), Open-R1 (Face, 2025), O1-Replication (Qin et al., 2024; Huang et al., 2024; 2025), s1 (Muennighoff et al., 2025) and LIMO (Ye et al., 2025) observes significant benefits from Long CoT even in smaller models through simple distillation.

Self-Learning beyond Math. High-quality training data are crucial for scalable Reasoner-Zero training. Most of the recent works emphasize mathematical benchmark-centric data (AMC, AIME, Math, Olympiads, and AoPS) for reinforcement learning (Hu et al., 2025; Aggarwal & Welleck, 2025; Trung et al., 2024; Ye et al., 2025; Zeng et al., 2025) as designing verifiable rewards is much easier for math tasks. They exclude problems such as multiple choice and proof-oriented problems which reduces the answer space diversity. MCQ type of questions are important for MMLU and other non-reasoning centric tasks. For a rule-based reward model, the format of input data and the final answer is crucial and largely underexplored. Furthermore, their additional sources of data synthesis approach has no details making it infeasible to scale for domains other than math. The kind of data and the ratio of each type of data important for the overall improvement of LLMs across multiple benchmarks have yet to be explored.

Data Sampling in RL. Recent works have widely explored the idea of combining data from multiple sources during RL training to enhance the diversity of reasoning tasks and improve model generalization (Hu et al., 2025; Luo et al., 2025; Zeng et al., 2025; Wen et al., 2025). These studies primarily concentrate on the mathematical domain, where rule-based correctness allows for straightforward reward modeling. In such setups, data sampling strategies are often driven by factors like question complexity or the ease with which answers can be verified algorithmically. For instance, questions are filtered or prioritized based on whether they are solvable with deterministic programs or satisfy certain symbolic constraints. A notable direction is curriculum learning, where Xie et al. (2025b) utilizes synthetically generated puzzle-like data from Xie et al. (2025a) to control the difficulty level and study the progression of learning. However, these works remain narrowly focused on highly structured domains such as logic puzzles or math word problems. Yeo et al. (2025) has shown that including 50% of math and 50% of noisy verifiable data from WebInstruct-462k Yue et al. (2024) yields best MMLU-PRO score in RL setup—indicating the potential of mixing of domains in the training blend. However, it is unclear how this benefit is attributed to the inclusion non-math reasoning data as 68.36% of WebInstruct-462k is about math. They have performed filtering to obtain data with feasible verifiable reward and this is boost and prioritize the mathematical domain over other domains. Despite this progress, there is a lack of systematic investigation into how including non-math reasoning data—such as legal analysis, social science, commonsense inference, or historical interpretation—affects RL training. NEMOTRON-CROSTHINK is the first systematic framework to incorporate multi-domain and multi-format data into RL, introducing verifiable reward mechanisms for non-deterministic domains and demonstrating that blending diverse reasoning sources leads to stronger generalization across benchmarks.

7 Conclusion

We present NEMOTRON-CROSTHINK, a simple and scalable framework for improving the generalization abilities of LLMs through reinforcement learning with multi-domain corpora. By combining data from diverse reasoning domains and applying lightweight filtering and formatting strategies, NEMOTRON-CROSTHINK enables consistent gains across both

general-purpose and mathematical benchmarks. Our best-performing blend—constructed with a 2:1 ratio of general-purpose to math data—achieves a 13.36% average improvement over strong baselines, with gains further amplified by difficulty-based filtering and thoughtful template design. Importantly, these benefits persist across model scales and task types, demonstrating that data diversity, not just data volume, is key to broader reasoning capabilities. NEMOTRON-CROSSTHINK offers a practical recipe for building more generalizable, efficient, and reliable LLMs under the RL paradigm—paving the way for scalable self-learning beyond math.

References

- Pranjal Aggarwal and Sean Welleck. L1: Controlling how long a reasoning model thinks with reinforcement learning, 2025. URL <https://arxiv.org/abs/2503.04697>.
- Edward Beeching, Shengyi Costa Huang, Albert Jiang, Jia Li, Benjamin Lipkin, Zihan Qina, Kashif Rasul, Ziju Shen, Roman Soletskyi, and Lewis Tunstall. Numinamath 7b cot. <https://huggingface.co/AI-MO/NuminaMath-7B-CoT>, 2024.
- Zheng Cai et al. Internlm2 technical report, 2024. URL <https://arxiv.org/abs/2403.17297>.
- Ganqu Cui, Lifan Yuan, Zefan Wang, Hanbin Wang, Wendi Li, Bingxiang He, Yuchen Fan, Tianyu Yu, Qixin Xu, Weize Chen, et al. Process reinforcement through implicit rewards. *arXiv preprint arXiv:2502.01456*, 2025.
- DeepSeek-AI. Deepseek-r1: Incentivizing reasoning capability in llms via reinforcement learning, 2025. URL <https://arxiv.org/abs/2501.12948>.
- Stanislas Dehaene. *The number sense: How the mind creates mathematics*. OUP USA, 2011.
- Hugging Face. Open r1: A fully open reproduction of deepseek-r1, January 2025. URL <https://github.com/huggingface/open-r1>.
- Tao Ge, Xin Chan, Xiaoyang Wang, Dian Yu, Haitao Mi, and Dong Yu. Scaling synthetic data creation with 1,000,000,000 personas, 2024. URL <https://arxiv.org/abs/2406.20094>.
- Dan Hendrycks, Collin Burns, Steven Basart, Andy Zou, Mantas Mazeika, Dawn Song, and Jacob Steinhardt. Measuring massive multitask language understanding. *Proceedings of the International Conference on Learning Representations (ICLR)*, 2021a.
- Dan Hendrycks, Collin Burns, Saurav Kadavath, Akul Arora, Steven Basart, Eric Tang, Dawn Song, and Jacob Steinhardt. Measuring mathematical problem solving with the math dataset. *NeurIPS*, 2021b.
- Jingcheng Hu, Yinmin Zhang, Qi Han, Daxin Jiang, and Heung-Yeung Shum Xiangyu Zhang. Open-reasoner-zero: An open source approach to scaling reinforcement learning on the base model. <https://github.com/Open-Reasoner-Zero/Open-Reasoner-Zero>, 2025.
- Zhen Huang, Haoyang Zou, Xuefeng Li, Yixiu Liu, Yuxiang Zheng, Ethan Chern, Shijie Xia, Yiwei Qin, Weizhe Yuan, and Pengfei Liu. O1 replication journey—part 2: Surpassing o1-preview through simple distillation, big progress or bitter lesson? *arXiv preprint arXiv:2411.16489*, 2024.
- Zhongzhen Huang, Gui Geng, Shengyi Hua, Zhen Huang, Haoyang Zou, Shaoting Zhang, Pengfei Liu, and Xiaofan Zhang. O1 replication journey – part 3: Inference-time scaling for medical reasoning. *arXiv preprint arXiv:2501.06458*, 2025.
- Michael Luo, Sijun Tan, Justin Wong, Xiaoxiang Shi, William Y. Tang, Manan Roongta, Colin Cai, Jeffrey Luo, Tianjun Zhang, Li Erran Li, Raluca Ada Popa, and Ion Stoica. Deepscaler: Surpassing o1-preview with a 1.5b model by scaling rl. <https://pretty-radio-b75.notion.site/DeepScaleR-Surpassing-O1-Preview-with-a-1-5B-Model-by-Scaling-RL>, 2025. Notion Blog.

- Niklas Muennighoff, Zitong Yang, Weijia Shi, Xiang Lisa Li, Li Fei-Fei, Hannaneh Hajishirzi, Luke Zettlemoyer, Percy Liang, Emmanuel Candès, and Tatsunori Hashimoto. s1: Simple test-time scaling, 2025. URL <https://arxiv.org/abs/2501.19393>.
- OpenAI. Learning to reason with llms, 2024. URL <https://openai.com/index/learning-to-reason-with-llms/>.
- Yiwei Qin, Xuefeng Li, Haoyang Zou, Yixiu Liu, Shijie Xia, Zhen Huang, Yixin Ye, Weizhe Yuan, Hector Liu, Yuanzhi Li, et al. O1 replication journey: A strategic progress report—part 1. *arXiv preprint arXiv:2410.18982*, 2024.
- David Rein, Betty Li Hou, Asa Cooper Stickland, Jackson Petty, Richard Yuanzhe Pang, Julien Dirani, Julian Michael, and Samuel R. Bowman. GPQA: A graduate-level google-proof q&a benchmark. In *First Conference on Language Modeling*, 2024. URL <https://openreview.net/forum?id=Ti67584b98>.
- Zhihong Shao, Peiyi Wang, Qihao Zhu, Runxin Xu, Junxiao Song, Mingchuan Zhang, Y.K. Li, Y. Wu, and Daya Guo. Deepseekmath: Pushing the limits of mathematical reasoning in open language models, 2024. URL <https://arxiv.org/abs/2402.03300>.
- Guangming Sheng, Chi Zhang, Zilingfeng Ye, Xibin Wu, Wang Zhang, Ru Zhang, Yanghua Peng, Haibin Lin, and Chuan Wu. Hybridflow: A flexible and efficient rlhf framework. *arXiv preprint arXiv: 2409.19256*, 2024.
- Kimi Team. Kimi k1.5: Scaling reinforcement learning with llms, 2025a. URL <https://arxiv.org/abs/2501.12599>.
- M-A-P Team, Xinrun Du, Yifan Yao, Kaijing Ma, Bingli Wang, Tianyu Zheng, Kang Zhu, Minghao Liu, Yiming Liang, Xiaolong Jin, Zhenlin Wei, Chujie Zheng, Kaixin Deng, Shian Jia, Sichao Jiang, Yiyan Liao, Rui Li, Qinrui Li, Sirun Li, Yizhi Li, Yunwen Li, Dehua Ma, Yuansheng Ni, Haoran Que, Qiyao Wang, Zhoufutu Wen, Siwei Wu, Tianshun Xing, Ming Xu, Zhenzhu Yang, Zekun Moore Wang, Junting Zhou, Yuelin Bai, Xingyuan Bu, Chenglin Cai, Liang Chen, Yifan Chen, Chengtuo Cheng, Tianhao Cheng, Keyi Ding, Siming Huang, Yun Huang, Yaoru Li, Yizhe Li, Zhaoqun Li, Tianhao Liang, Chengdong Lin, Hongquan Lin, Yinghao Ma, Tianyang Pang, Zhongyuan Peng, Zifan Peng, Qige Qi, Shi Qiu, Xingwei Qu, Shanghaoran Quan, Yizhou Tan, Zili Wang, Chenqing Wang, Hao Wang, Yiya Wang, Yubo Wang, Jiajun Xu, Kexin Yang, Ruibin Yuan, Yuanhao Yue, Tianyang Zhan, Chun Zhang, Jinyang Zhang, Xiyue Zhang, Xingjian Zhang, Yue Zhang, Yongchi Zhao, Xiangyu Zheng, Chenghua Zhong, Yang Gao, Zhoujun Li, Dayiheng Liu, Qian Liu, Tianyu Liu, Shiwen Ni, Junran Peng, Yujia Qin, Wenbo Su, Guoyin Wang, Shi Wang, Jian Yang, Min Yang, Meng Cao, Xiang Yue, Zhaoxiang Zhang, Wangchunshu Zhou, Jiaheng Liu, Qunshu Lin, Wenhao Huang, and Ge Zhang. Supergpqa: Scaling llm evaluation across 285 graduate disciplines, 2025. URL <https://arxiv.org/abs/2502.14739>.
- Qwen Team. Qwen2.5: A party of foundation models, September 2024a. URL <https://qwenlm.github.io/blog/qwen2.5/>.
- Qwen Team. Qwq: Reflect deeply on the boundaries of the unknown, 2024b. URL <https://qwenlm.github.io/blog/qwq-32b-preview/>.
- Qwen Team. Qwq-32b: Embracing the power of reinforcement learning, 2025b. URL <https://qwenlm.github.io/blog/qwq-32b/>.
- Luong Trung, Xinbo Zhang, Zhanming Jie, Peng Sun, Xiaoran Jin, and Hang Li. ReFT: Reasoning with reinforced fine-tuning. In Lun-Wei Ku, Andre Martins, and Vivek Srikumar (eds.), *Proceedings of the 62nd Annual Meeting of the Association for Computational Linguistics (Volume 1: Long Papers)*, pp. 7601–7614, Bangkok, Thailand, August 2024. Association for Computational Linguistics. doi: 10.18653/v1/2024.acl-long.410. URL <https://aclanthology.org/2024.acl-long.410/>.
- Yubo Wang, Xueguang Ma, Ge Zhang, Yuansheng Ni, Abhranil Chandra, Shiguang Guo, Weiming Ren, Aaran Arulraj, Xuan He, Ziyang Jiang, et al. Mmlu-pro: A more robust and challenging multi-task language understanding benchmark. *arXiv preprint arXiv:2406.01574*, 2024.

- Jason Wei, Xuezhi Wang, Dale Schuurmans, Maarten Bosma, Fei Xia, Ed Chi, Quoc V Le, Denny Zhou, et al. Chain-of-thought prompting elicits reasoning in large language models. *Advances in neural information processing systems*, 35:24824–24837, 2022.
- Liang Wen, Yunke Cai, Fenrui Xiao, Xin He, Qi An, Zhenyu Duan, Yimin Du, Junchen Liu, Lifu Tang, Xiaowei Lv, Haosheng Zou, Yongchao Deng, Shousheng Jia, and Xiangzheng Zhang. Light-rl: Curriculum sft, dpo and rl for long cot from scratch and beyond, 2025. URL <https://arxiv.org/abs/2503.10460>.
- Chulin Xie, Yangsibo Huang, Chiyuan Zhang, Da Yu, Xinyun Chen, Bill Yuchen Lin, Bo Li, Badih Ghazi, and Ravi Kumar. On memorization of large language models in logical reasoning, 2025a. URL <https://arxiv.org/abs/2410.23123>.
- Tian Xie, Zitian Gao, Qingnan Ren, Haoming Luo, Yuqian Hong, Bryan Dai, Joey Zhou, Kai Qiu, Zhirong Wu, and Chong Luo. Logic-rl: Unleashing llm reasoning with rule-based reinforcement learning, 2025b. URL <https://arxiv.org/abs/2502.14768>.
- Yixin Ye, Zhen Huang, Yang Xiao, Ethan Chern, Shijie Xia, and Pengfei Liu. Limo: Less is more for reasoning, 2025. URL <https://arxiv.org/abs/2502.03387>.
- Edward Yeo, Yuxuan Tong, Morry Niu, Graham Neubig, and Xiang Yue. Demystifying long chain-of-thought reasoning in llms, 2025. URL <https://arxiv.org/abs/2502.03373>.
- Weizhe Yuan, Jane Yu, Song Jiang, Karthik Padthe, Yang Li, Dong Wang, Ilia Kulikov, Kyunghyun Cho, Yuandong Tian, Jason E Weston, and Xian Li. Naturalreasoning: Reasoning in the wild with 2.8m challenging questions, 2025. URL <https://arxiv.org/abs/2502.13124>.
- Xiang Yue, Tuney Zheng, Ge Zhang, and Wenhui Chen. Mammoth2: Scaling instructions from the web. *Advances in Neural Information Processing Systems*, 2024.
- Weihao Zeng, Yuzhen Huang, Qian Liu, Wei Liu, Keqing He, Zejun Ma, and Junxian He. Simplerl-zoo: Investigating and taming zero reinforcement learning for open base models in the wild, 2025. URL <https://arxiv.org/abs/2503.18892>.
- Wanjuan Zhong, Ruixiang Cui, Yiduo Guo, Yaobo Liang, Shuai Lu, Yanlin Wang, Amin Saied, Weizhu Chen, and Nan Duan. Agieval: A human-centric benchmark for evaluating foundation models, 2023.

A Data Proportion across Blends

To better understand the data composition used in our reinforcement learning experiments, we report the proportion of each dataset in the six blending strategies introduced in Section 2. These proportions reflect how data is distributed across different sources depending on the specific blending paradigm: data source, question type, and data usefulness.

Data Name	Type	B_{nd}	$B_{mr\uparrow}$	$B_{mcq\uparrow}$	$B_{open\uparrow}$	$B_{gpr\uparrow}$	B_{score}	B_{only_math}	B_{only_gpr}
MMLU	MCQ	0.1696	0.0864	0.2251	0.1159	0.1678	0.1296		0.2542
Syn-QA	MCQ	0.3277	0.1670	0.4349	0.2241	0.3242	0.1731		0.4912
NATURAL REASONING	OPEN-ENDED	0.1699	0.0866	0.1149	0.2231	0.1680	0.1683		0.2546
NuminaMath	OPEN-ENDED	0.1484	0.2943	0.1004	0.1949	0.1516	0.2020	0.4460	
Persona-MATH	OPEN-ENDED	0.1699	0.3370	0.1149	0.2231	0.1736	0.1579	0.5105	
MATH	OPEN-ENDED	0.0145	0.0287	0.0098	0.0190	0.0148	0.1691	0.0435	

Table 8: Proportion of each dataset in different blends.

B Token Efficiency Analysis

Token Efficiency in Correct Responses. Understanding not only whether a model answers correctly but also how efficiently it reasons is critical in real-world deployments, especially for reducing inference cost and latency. To this end, we analyze the token lengths of correct responses generated by models trained under different data blending strategies.

Table 9 presents the minimum, maximum, and mean number of tokens used in correct answers across two task types: General Purpose Reasoning (GPR) and Math. We compare three models: (1) $\mathcal{B}_{gpr\uparrow}$ (multi-domain training), (2) \mathcal{B}_{only_math} (math-only training), and (3) ORZ (a strong math-centric baseline model).

Across GPR tasks, $\mathcal{B}_{gpr\uparrow}$ produces the most concise correct responses, with a mean of 385 tokens—39.6% fewer than \mathcal{B}_{only_math} and 65.4% fewer than ORZ. This suggests that training with multi-domain corpora equips the model to reason more efficiently in less structured tasks, avoiding unnecessarily verbose responses.

Task Type	Model	Min	Max	Mean
GPR	$\mathcal{B}_{gpr\uparrow}$	83.20	2697.80	385.41
	\mathcal{B}_{only_math}	159.60	9594.00	638.57
	ORZ	223.00	8221.80	1114.60
Math	$\mathcal{B}_{gpr\uparrow}$	170.25	10130.00	622.00
	\mathcal{B}_{only_math}	201.75	11330.25	730.68
	ORZ	292.00	12917.00	1257.00

On math benchmarks, where detailed step-by-step derivations are essential, all models naturally generate longer outputs. However, $\mathcal{B}_{gpr\uparrow}$ still demonstrates adaptability, producing appropriately longer responses compared to GPR, while keeping the output concise relative to \mathcal{B}_{only_math} and ORZ. This behavior underscores the ability of multi-domain trained models to dynamically adjust their reasoning strategy and verbosity based on task requirements.

Table 9: Token length statistics (Min, Max, Mean) for correct responses across task types.

Interestingly, ORZ exhibits the longest response lengths across both GPR and math tasks. While this aligns with its design as a reasoning-heavy model, it also reflects less efficiency—potentially generating unnecessarily long chains of thought, particularly in domains outside its training focus.

In summary, the token efficiency analysis reveals that $\mathcal{B}_{gpr\uparrow}$ achieves a favorable trade-off between accuracy and brevity, tailoring its reasoning depth to the complexity of the task. This reinforces the value of diverse, multi-domain training in promoting adaptable and cost-efficient language models.

Thinking Long vs Thinking Accurate.

Recent studies such as DeepScaler (Luo et al., 2025) have noted that incorrect answers often exhibit longer trajectories, leading to wasted computation and less efficient learning. Echoing this observation, we analyze the average token lengths of correct and incorrect responses for models trained on different blends: $\mathcal{B}_{gpr\uparrow}$, \mathcal{B}_{only_math} , and ORZ.

As shown in Figure 4, incorrect responses are consistently and substantially longer than correct ones—by $3.6\times$ on average. This pattern holds across both general-purpose and math reasoning tasks, suggesting that verbose reasoning does not guarantee correctness. In fact, longer responses often reflect the model’s uncertainty, overthinking, or repetitive CoT traces, rather than productive deduction.

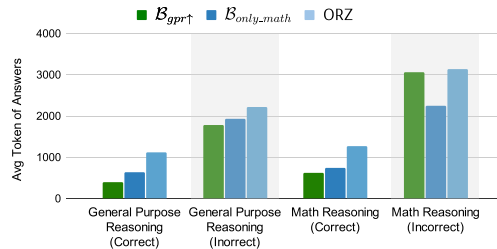


Figure 4: Average token lengths of correct and incorrect responses across general-purpose and math reasoning tasks for models trained on $\mathcal{B}_{gpr\uparrow}$, \mathcal{B}_{only_math} , and ORZ.

C Sub-category Accuracy Analysis

To further support our observation that multi-domain training improves general-purpose reasoning while remaining competitive on math tasks, we analyze the number of correct responses across sub-categories in MMLU-PRO and AGIEVAL. Figure 5 and Figure 6 show the count of correct answers produced by $\mathcal{B}_{gpr\uparrow}$ and \mathcal{B}_{only_math} across their respective sub-domains.

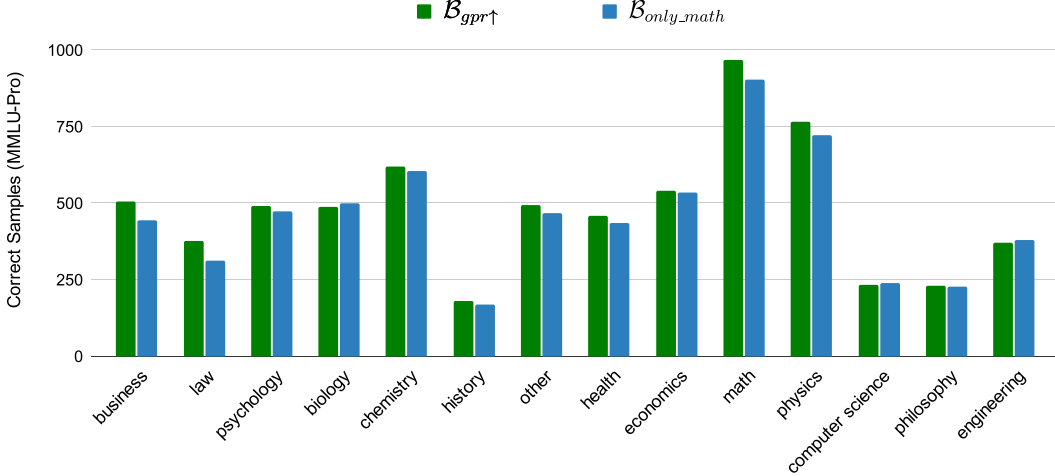


Figure 5: **Sub-category Accuracy Comparison across MMLU-PRO Domains.** The $\mathcal{B}_{gpr\uparrow}$ blend consistently outperforms \mathcal{B}_{only_math} in a wide range of non-math reasoning categories such as business, law, psychology, and economics. Surprisingly, it also slightly surpasses the math-specialized blend in the MMLU-PRO math category, highlighting the generalizability and versatility of multi-domain training.

On MMLU-PRO, $\mathcal{B}_{gpr\uparrow}$ consistently outperforms \mathcal{B}_{only_math} across non-math reasoning categories such as business, law, psychology, chemistry, and economics. Notably, it achieves relative improvements of +20.58% in law and +13.26% in business. Surprisingly, $\mathcal{B}_{gpr\uparrow}$ also performs better in the math category (+7.2%), despite not being trained exclusively on mathematical data. This may be attributed to the nature of MMLU-PRO’s math problems, which are college-level and benefit from a combination of symbolic and heuristic reasoning—skills reinforced through exposure to diverse domains.

In contrast, the AGIEVAL benchmark (shown in Figure 6) features Olympiad-level math questions that are more abstract and complex. Here, \mathcal{B}_{only_math} has a slight edge (+1.8%) in the math category, which aligns with its domain-specific training. However, $\mathcal{B}_{gpr\uparrow}$ demonstrates stronger performance in symbolic and language-heavy domains, showing +13.06% improvement in Law and +9.88% in English. Averaged across all non-math reasoning categories, $\mathcal{B}_{gpr\uparrow}$ achieves a +8.6% relative gain over \mathcal{B}_{only_math} , reinforcing its advantage in general-purpose and real-world reasoning tasks.

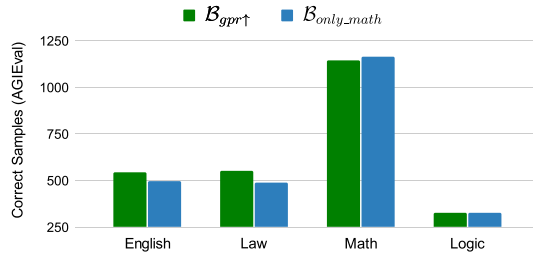


Figure 6: **Sub-category Accuracy Comparison across AGIEVAL.** While \mathcal{B}_{only_math} performs marginally better in the math, $\mathcal{B}_{gpr\uparrow}$ achieves stronger results in non-math domains.

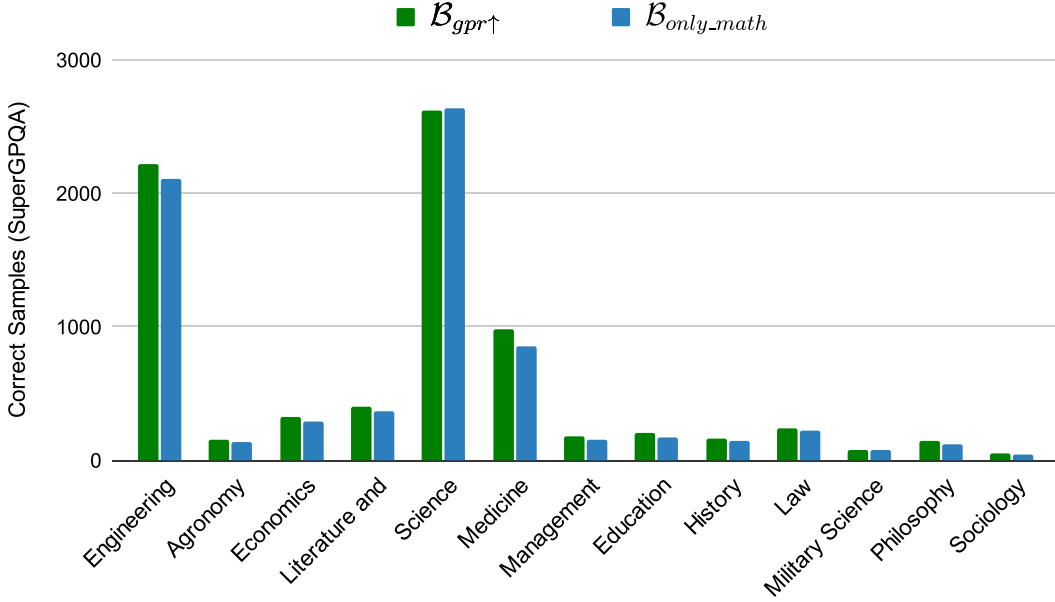


Figure 7: **Sub-category Accuracy Comparison across SUPERGPQA.** The $\mathcal{B}_{gpr\uparrow}$ blend consistently outperforms \mathcal{B}_{only_math} in a wide range of non-math reasoning categories except the science category which consists of fields like mathematics, physics, astronomy, chemistry etc.—highlighting the generalizability and versatility of multi-domain training.

A similar trend is observed in the SUPERGPQA sub-category analysis shown in Figure 7. $\mathcal{B}_{gpr\uparrow}$ significantly outperforms \mathcal{B}_{only_math} across nearly all categories—especially in engineering, agronomy, economics, education, law, and philosophy. The only exception is the “Science” category, which includes math-heavy disciplines like physics, chemistry, and astronomy, where both blends perform comparably. This further highlights that multi-domain training with $\mathcal{B}_{gpr\uparrow}$ enhances reasoning across a broad spectrum of fields, achieving strong generalization even in real-world, professional domains that fall outside traditional math tasks.