

RePOPE: Impact of Annotation Errors on the POPE Benchmark

Yannic Neuhaus Matthias Hein

Tübingen AI Center – University of Tübingen

Abstract

Since data annotation is costly, benchmark datasets often incorporate labels from established image datasets. In this work, we assess the impact of label errors in MSCOCO on the frequently used object hallucination benchmark POPE. We re-annotate the benchmark images and identify an imbalance in annotation errors across different subsets. Evaluating multiple models on the revised labels, which we denote as RePOPE, we observe notable shifts in model rankings, highlighting the impact of label quality. Code and data are available at <https://github.com/YanNeu/RePOPE>.

1. Introduction

The POPE [7] dataset has become a standard benchmark for object hallucinations in vision large language models (VLMs) and is frequently used by the research community, e.g. as part of the OpenVLM Leaderboard [4]. The most commonly used version of the POPE benchmark relies on the MSCOCO [14] image dataset which provides exhaustive annotations for 80 different object classes. It is known that image datasets such as MSCOCO contain significant amounts of annotation errors [12]. In this work, we identify these errors and examine how they influence the results of the POPE benchmark by evaluating a corrected version which we denote as RePOPE. Our contributions are:

- We assess annotation quality for the MSCOCO images used in the POPE benchmark.
- We provide RePOPE, a corrected label set for the benchmark, and show that the errors significantly impact the results.

2. POPE

POPE [7] evaluates object hallucinations as a binary classification task, prompting VLMs with the question “Is there a *<object>* in the image?”. The most common variant of POPE is based on 500 randomly selected images from the validation set of MSCOCO [14] which contain at least 3 objects according to the annotations. For each image, 6 questions

are constructed, three with ground truth “Yes” and three with ground truth “No”. While the three “Yes”-questions can be directly derived from the MSCOCO annotations, questions with answer “No” are built by sampling from the non-annotated objects for the corresponding image. Note that all 80 MSCOCO object classes were exhaustively annotated for all images, i.e. all objects that are not annotated can be assumed to be not present in the image. There are three sampling strategies proposed in [7], resulting in 3 variants of the benchmark. Note that all three variants share the same images as well as the same set of questions with answer “Yes”, and differ only in the set of questions with “No”. The three strategies for sampling those objects are:

- **Random Sampling:** 3 objects are randomly sampled from all objects that are not annotated for the image
- **Popular Sampling:** the 3 most frequent objects in the image dataset which are not annotated for this image
- **Adversarial Sampling:** the 3 objects co-occurring most frequently with the objects that are actually present in the image

In total, POPE consists of 3 sets of image-question pairs, each containing 1500 pairs with answer “Yes” and 1500 pairs with answer “No”.

3. RePOPE

The construction of POPE relies on the original MSCOCO annotations. We re-annotate all 500 images and assign the labels:

- “Yes” if the object is visible in the image,
- “No” if the object is **not** visible in the image,
- “Ambiguous” for corner cases where it is not clear whether the object is present or not,

based on consensus decision of two human labelers.

Fig. 1 presents examples for our re-labeling in . For the positive set of POPE, i.e. the images with ground truth “Yes”, most of the observed label errors are due to the presence of a visually similar or related object, e.g. a scooter mistaken for a “motorcycle”, a mouse and keyboard labeled as “laptop”, parsley on a plate as “broccoli”, and a kite carried over the shoulder as an “umbrella”. On the other hand, annota-

POPE: 'yes' RePOPE: 'no'




Motorcycle



Laptop



Broccoli




Umbrella

POPE: 'no' RePOPE: 'yes'



Person



Chair



Carrot



Person

RePOPE: 'ambiguous'



POPE: 'no'



POPE: 'yes'



Bear

Bicycle

Car

Figure 1. **RePOPE annotation examples** The first row displays images that do not contain the object but are incorrectly labeled as “Yes” in POPE. The second row shows images where the object is present but mistakenly labeled as “No.” The object’s presence is highlighted with a red box. The third row illustrates cases of inconsistent labeling in POPE, which we annotate as “ambiguous.” Examples include a “teddy bear” being categorized as a bear, a motorcycle being considered a motorized bicycle, and airport vehicles being classified as cars. Since these categorizations are subjective and MSCOCO labels are inconsistent, we exclude such cases from the benchmark.

tion errors on the negative set, i.e. images with ground truth “No”, occur due to the very subtle presence of the object. The original annotators missed persons in the background or behind glass, the tennis player occludes the “chairs” in the background and the cole slaw contains only a small visible stripe of a carrot. For some objects, the COCO annotations are highly inconsistent likely due to differing definitions of those objects used by the original annotators. The classification of a “teddy bear” as a “bear”, a motorcycle as a motorized “bicycle”, or an airport vehicle as a “car” depends on specific definitions, leading to inconsistencies in POPE ground truth annotations. Therefore, we annotate the corresponding image-question pairs as “ambiguous”. Tab. 1 presents the results of our re-labeling. We observe a much higher error rate for the positive questions, i.e. the ones with answer “Yes”, with 9.3% annotation errors and 13.8% ambiguous labels. In contrast, negative questions show a lower error rate, with 1.7% labeling errors and 4.3% ambiguous labels. The increasing error rate across the three subsets aligns with the expected occurrence frequency in the benchmark design where ‘random’ includes randomly selected objects, ‘popular’ consists of frequently occurring objects, and ‘adversarial’ features objects that frequently co-occur.

RePOPE Labels	POPE: Yes			POPE: No		
	Yes	No	Amb.	Yes	No	Amb.
Random				0.3%	98.4%	1.3%
Popular	76.9%	9.3%	13.8%	2.6%	93.0%	4.4%
Adversarial				2.2%	90.5%	7.3%
Total	76.9%	9.3%	13.8%	1.7%	94.0%	4.3%

Table 1. **Results of the re-annotation** The positive questions are identical for all three POPE variants. Among the questions with POPE answer “Yes”, we find 9.3% label errors and 13.8% ambiguous cases where the correct label is not clear. For the questions with POPE answer “No”, only 1.7% of the questions have a wrong label and 4.3% are ambiguous.

4. Experiments

For our corrected benchmark RePOPE, we correct all ground truth labels where the original annotations disagree with our re-labeling (yes/no or no/yes) and remove all image-question pairs that were annotated as ambiguous. We evaluate models on both label sets and compare the resulting metrics, either considering the values on the individual splits (random, popular, adversarial) or the mean over all three (mean).

4.1. Models

We evaluate a range of open-weight models on POPE and RePOPE covering different architectures and model

sizes. Included are also some of the top models for POPE on OpenVLM Leaderboard [4]: InternVL2.5 [3] (8B/26B/38B/78B and 8B-MPO/26B-MPO), LLaVA-NeXT [9] (Vicuna[11]/Mistral[6]/Llama[5]), LLaVA-OneVision [8], Ovis2 [10] (1B/2B/4B/8B), PaliGemma-3B [2] and PaliGemma2 [13] (3B/10B).

4.2. Results

In this section, we investigate how the biased distribution of label errors impacts the results on the POPE benchmark. In Fig. 2, we show how the number of true positives (TP) and false positives (FP) changes after the relabeling (as there is almost no variance across the positive image-question pairs of the three variants, we only report the mean over all three for TPs). While TP counts drop significantly, FP changes follow a more nuanced pattern. On the random subset, the number of FP almost doubles for most models, i.e. half of the objects that are falsely recognized by the models are covered by annotation errors on this POPE variant. This questions how reliable this kind of error can be measured on this split and suggests that the negative set is saturated on POPE random. For the adversarial variant, the number of FPs even decreases, most likely due to a higher prevalence of label errors on the negative set, i.e. by selecting images of frequently co-occurring objects it gets more likely that the object of interest is also in the image. Note that the rankings are relatively stable considering these counts. This is also true when considering precision and recall. In general, the models show an improved recall on RePOPE while their precision decreases but the rankings stay roughly similar for both metrics and reflect the ranking according to the yes ratio (see Fig. 3). Nevertheless, the relative shifts significantly impact the ranking according to F1 scores (POPE’s main metric) as shown in Fig. 2. On the random subset, the top models of the RePOPE ranking, Ovis2-4B and -8B, are aligned with the top models for both POPE and RePOPE on the popular and adversarial subsets, indicating that the larger number of false positives in the subset enables a better measurement of hallucinations. Some models that achieve some of the best F1 scores in the POPE ranking, e.g. InternVL2.5-8B or -26B, drop to the bottom of the ranking after evaluating on the RePOPE labels. A similar pattern holds for the accuracy scores (as shown in Fig. 4). However, as the corrected labels are not balanced anymore with respect to the amount of positive and negative samples, accuracy values on RePOPE might be biased. We provide full results tables for POPE (App. B) and RePOPE (App. C) in the appendix.

5. Conclusion

In this work, we explored the impact of annotation errors in the MSCOCO image dataset on the results of the POPE object hallucination benchmark. We observe a substantial

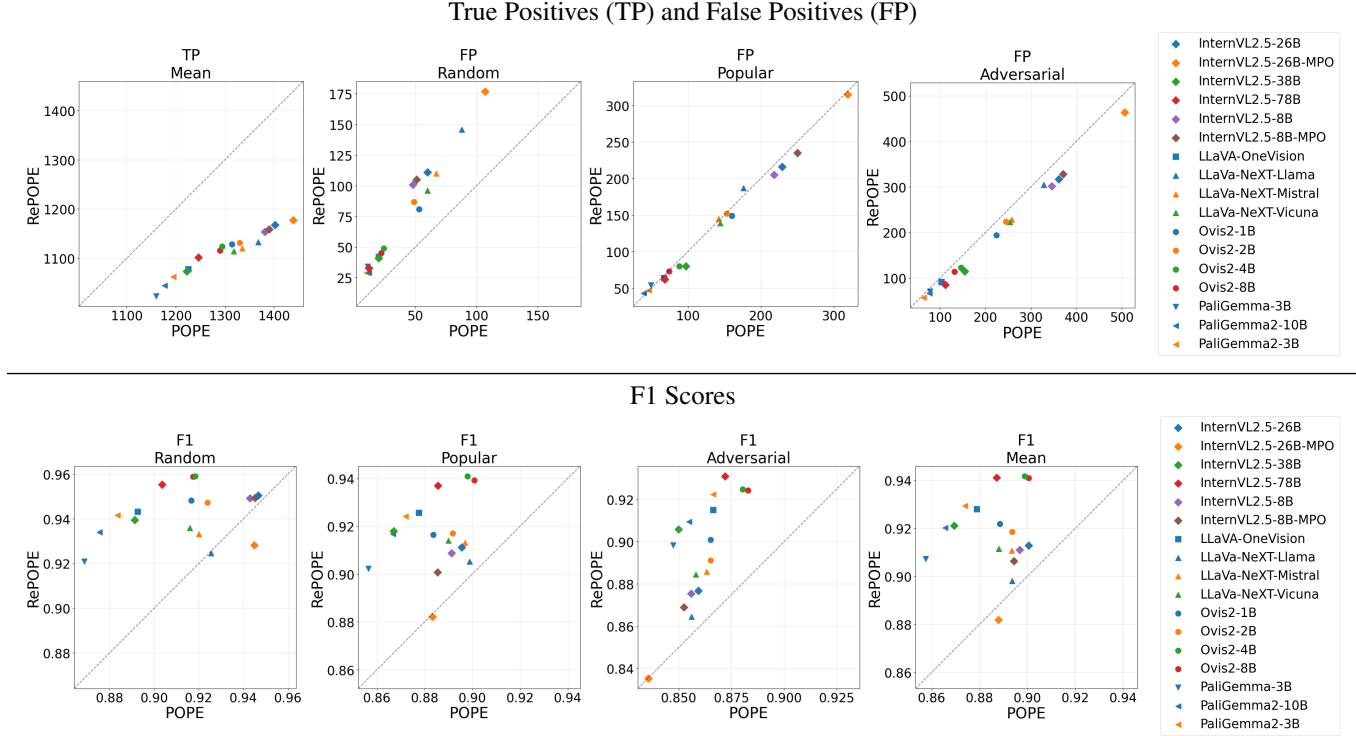


Figure 2. **POPE vs RePOPE**: Due to the high error rate on the positive labels, the number of TP is significantly reduced across all models. Regarding FP, we observe different patterns across the three subsets: on the random subset, the number of false positives almost doubles for most of the models, results on popular are relatively stable, and on adversarial we observe a slight reduction of false positives. The ranking according to the F1 score is heavily impacted by the relabeling. The top models (Ovis2-4B/-8B) on the popular and adversarial split for POPE, also achieve the top ranks on random for RePOPE.

larger amount of label errors on the positive set of POPE (answer “Yes”) compared to the negative set (answer “No”) which translates into a significant change in the F1 score rankings after re-labeling the images. This significant influence of the identified annotation errors on the benchmark results highlights the importance of data quality. To enable a more robust measurement of vulnerability to object hallucinations, we provide the corrected labels under the name RePOPE. Note that this re-labeling has only a limited effect on the saturation of the benchmark (many models achieve true positive rates as well as true negative rates of more than 90%). To overcome this, other benchmarks need to be evaluated complementary, e.g. DASH-B [1] which follows a similar design as POPE with a “harder” negative set.

References

- [1] Augustin et al. Dash: Detection and assessment of systematic hallucinations of vlms. *arXiv preprint arXiv:2503.23573*, 2025. 4
- [2] Beyer et al. PaliGemma: A versatile 3B VLM for transfer, 2024. 3
- [3] Chen et al. Expanding performance boundaries of open-source multimodal models with model, data, and test-time scaling. *arXiv preprint arXiv:2412.05271*, 2024. 3
- [4] Duan et al. Vlmevalkit: An open-source toolkit for evaluating large multi-modality models. In *Proceedings of the 32nd ACM International Conference on Multimedia*, pages 11198–11201, 2024. 1, 3
- [5] Dubey et al. The llama 3 herd of models, 2024. 3
- [6] Jiang et al. Mistral 7b, 2023. 3
- [7] Li et al. Evaluating object hallucination in large vision-language models, 2023. 1
- [8] Li et al. Llava-onevision: Easy visual task transfer. *arXiv preprint arXiv:2408.03326*, 2024. 3
- [9] Liu et al. Llava-next: Improved reasoning, ocr, and world knowledge, 2024. 3
- [10] Lu et al. Ovis: Structural embedding alignment for multimodal large language model. *arXiv preprint arXiv:2405.20797*, 2024. 3
- [11] Peng et al. Instruction tuning with gpt-4, 2023. 3
- [12] Schubert et al. Identifying label errors in object detection datasets by loss inspection. *arXiv preprint arXiv:2303.06999*, 2023. 1
- [13] Steiner et al. PaliGemma 2: A family of versatile vlms for transfer. *arXiv preprint arXiv:2412.03555*, 2024. 3
- [14] Tsung-Yi et al. Microsoft coco: Common objects in context, 2015. 1

A. Appendix: Additional Plots

We show additional scatter plots including precision, recall, true negative rates and yes ratios in Fig. 3 as well as accuracy over all POPE subsets in Fig. 4.

B. Appendix: Full Results POPE

We show all results for all models on the random (Tab. 3), popular (Tab. 4), and adversarial (Tab. 5) split as well as the mean over all three subsets (Tab. 2).

C. Appendix: Full Results RePOPE

We show all results for all models on the random (Tab. 7), popular (Tab. 8), and adversarial (Tab. 9) split as well as the mean over all three subsets (Tab. 6).

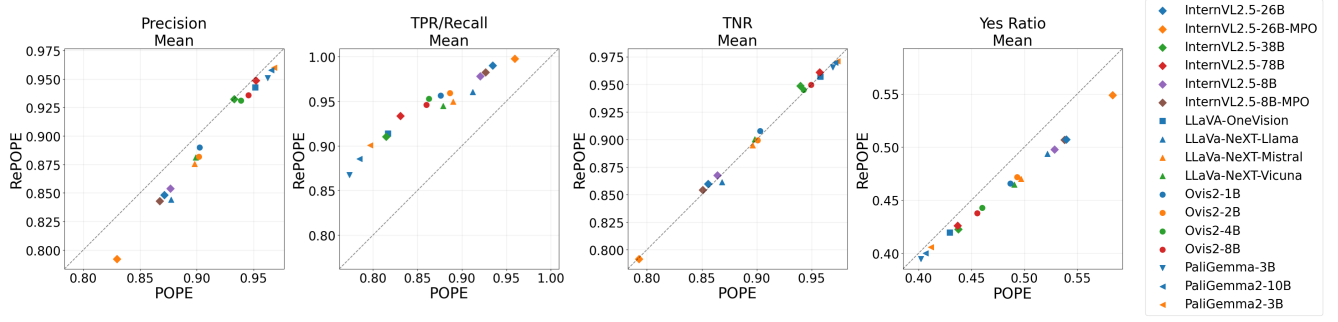


Figure 3. **POPE vs. RePOPE: Precision and Recall** The models' precision decreases on RePOPE while the true positive rate (TPR) improves. Effects on the true negative rate (TNR) are small but sufficient to change the ranking, and due to the larger amount of label errors in the positive questions, the models' yes rates decrease on the relabeled dataset.

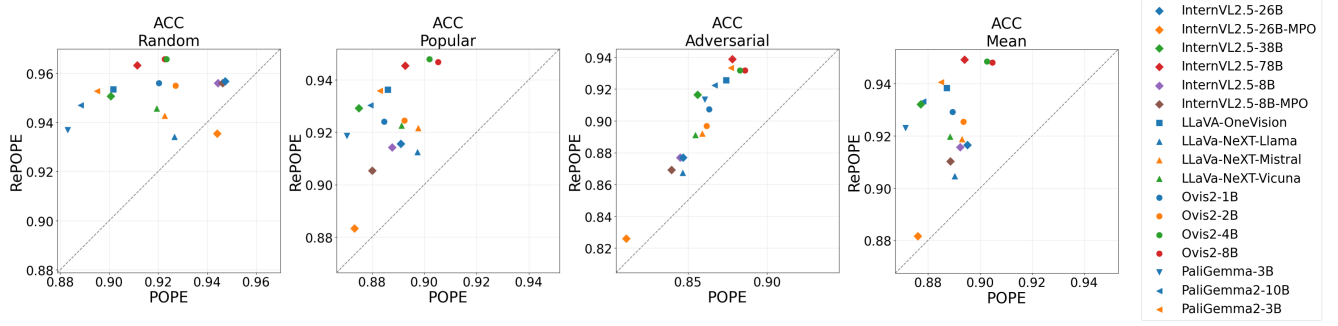


Figure 4. **POPE vs. RePOPE: Accuracy** We observe a similar pattern as for the F1 score. However, note that for RePOPE the number of positive and negative samples is not balanced anymore. Thus, accuracy needs to be interpreted with care.

Pos.	Model	F1	TP	FP	TN	FN	Precision	Recall	ACC	Yes Ratio
1	InternVL2.5-26B	90.1%	1402.0	216.7	1283.3	98.0	87.1%	93.5%	89.5%	54.0%
2	Ovis2-8B	90.0%	1290.0	76.0	1424.0	210.0	94.5%	86.0%	90.5%	45.5%
3	Ovis2-4B	89.9%	1294.0	86.0	1414.0	206.0	93.9%	86.3%	90.3%	46.0%
4	InternVL2.5-8B	89.7%	1381.0	204.0	1296.0	119.0	87.7%	92.1%	89.2%	52.8%
5	InternVL2.5-8B-MPO	89.4%	1390.0	224.0	1276.0	110.0	86.7%	92.7%	88.9%	53.8%
6	Ovis2-2B	89.4%	1330.0	149.0	1351.0	170.0	90.2%	88.7%	89.4%	49.3%
7	LLaVa-NeXT-Llama	89.3%	1368.0	197.3	1302.7	132.0	87.7%	91.2%	89.0%	52.2%
8	LLaVa-NeXT-Mistral	89.3%	1335.0	155.7	1344.3	165.0	89.8%	89.0%	89.3%	49.7%
9	Ovis2-1B	88.8%	1314.0	145.7	1354.3	186.0	90.2%	87.6%	88.9%	48.7%
10	LLaVa-NeXT-Vicuna	88.8%	1318.0	152.7	1347.0	182.0	89.9%	87.9%	88.8%	49.0%
11	InternVL2.5-26B-MPO	88.8%	1439.0	310.7	1189.3	61.0	83.0%	95.9%	87.6%	58.3%
12	InternVL2.5-78B	88.7%	1246.0	64.0	1436.0	254.0	95.2%	83.1%	89.4%	43.7%
13	LLaVA-OneVision	87.9%	1225.0	63.3	1436.7	275.0	95.2%	81.7%	88.7%	42.9%
14	PaliGemma2-3B	87.4%	1195.0	40.0	1460.0	305.0	96.8%	79.7%	88.5%	41.2%
15	InternVL2.5-38B	86.9%	1222.0	90.3	1409.7	278.0	93.3%	81.5%	87.7%	43.7%
16	PaliGemma2-10B	86.6%	1177.0	42.7	1457.3	323.0	96.5%	78.5%	87.8%	40.7%
17	PaliGemma-3B	85.7%	1160.0	46.0	1454.0	340.0	96.2%	77.3%	87.1%	40.2%

Table 2. **POPE - Mean**

Pos.	Model	F1	TP	FP	TN	FN	Precision	Recall	ACC	Yes Ratio
1	InternVL2.5-26B	94.7%	1402	60	1440	98	95.9%	93.5%	94.7%	48.7%
2	InternVL2.5-8B-MPO	94.5%	1390	51	1449	110	96.5%	92.7%	94.6%	48.0%
3	InternVL2.5-26B-MPO	94.5%	1439	107	1393	61	93.1%	95.9%	94.4%	51.5%
4	InternVL2.5-8B	94.3%	1381	48	1452	119	96.6%	92.1%	94.4%	47.6%
5	LLaVa-NeXT-Llama	92.6%	1368	88	1412	132	94.0%	91.2%	92.7%	48.5%
6	Ovis2-2B	92.4%	1330	49	1451	170	96.4%	88.7%	92.7%	46.0%
7	LLaVa-NeXT-Mistral	92.0%	1335	67	1433	165	95.2%	89.0%	92.3%	46.7%
8	Ovis2-4B	91.8%	1294	24	1476	206	98.2%	86.3%	92.3%	43.9%
9	Ovis2-8B	91.7%	1290	22	1478	210	98.3%	86.0%	92.3%	43.7%
10	Ovis2-1B	91.7%	1314	53	1447	186	96.1%	87.6%	92.0%	45.6%
11	LLaVa-NeXT-Vicuna	91.6%	1318	60	1440	182	95.6%	87.9%	91.9%	45.9%
12	InternVL2.5-78B	90.4%	1246	12	1488	254	99.0%	83.1%	91.1%	41.9%
13	LLaVA-OneVision	89.3%	1225	20	1480	275	98.4%	81.7%	90.2%	41.5%
14	InternVL2.5-38B	89.1%	1222	20	1480	278	98.4%	81.5%	90.1%	41.4%
15	PaliGemma2-3B	88.4%	1195	10	1490	305	99.2%	79.7%	89.5%	40.2%
16	PaliGemma2-10B	87.5%	1177	12	1488	323	99.0%	78.5%	88.8%	39.6%
17	PaliGemma-3B	86.9%	1160	11	1489	340	99.1%	77.3%	88.3%	39.0%

Table 3. **POPE - Random**

Pos.	Model	F1	TP	FP	TN	FN	Precision	Recall	ACC	Yes Ratio
1	Ovis2-8B	90.1%	1290	74	1426	210	94.6%	86.0%	90.5%	45.5%
2	LLaVa-NeXT-Llama	89.9%	1368	176	1324	132	88.6%	91.2%	89.7%	51.5%
3	Ovis2-4B	89.8%	1294	88	1412	206	93.6%	86.3%	90.2%	46.1%
4	LLaVa-NeXT-Mistral	89.7%	1335	142	1358	165	90.4%	89.0%	89.8%	49.2%
5	InternVL2.5-26B	89.6%	1402	229	1271	98	86.0%	93.5%	89.1%	54.4%
6	Ovis2-2B	89.2%	1330	153	1347	170	89.7%	88.7%	89.2%	49.4%
7	InternVL2.5-8B	89.1%	1381	218	1282	119	86.4%	92.1%	88.8%	53.3%
8	LLaVa-NeXT-Vicuna	89.0%	1318	144	1355	182	90.2%	87.9%	89.1%	48.7%
9	InternVL2.5-78B	88.6%	1246	68	1432	254	94.8%	83.1%	89.3%	43.8%
10	InternVL2.5-8B-MPO	88.5%	1390	250	1250	110	84.8%	92.7%	88.0%	54.7%
11	Ovis2-1B	88.4%	1314	160	1340	186	89.1%	87.6%	88.5%	49.1%
12	InternVL2.5-26B-MPO	88.3%	1439	319	1181	61	81.9%	95.9%	87.3%	58.6%
13	LLaVA-OneVision	87.8%	1225	67	1433	275	94.8%	81.7%	88.6%	43.1%
14	PaliGemma2-3B	87.2%	1195	46	1454	305	96.3%	79.7%	88.3%	41.4%
15	InternVL2.5-38B	86.7%	1222	97	1403	278	92.6%	81.5%	87.5%	44.0%
16	PaliGemma2-10B	86.7%	1177	39	1461	323	96.8%	78.5%	87.9%	40.5%
17	PaliGemma-3B	85.6%	1160	49	1451	340	95.9%	77.3%	87.0%	40.3%

Table 4. **POPE - Popular**

Pos.	Model	F1	TP	FP	TN	FN	Precision	Recall	ACC	Yes Ratio
1	Ovis2-8B	88.3%	1290	132	1368	210	90.7%	86.0%	88.6%	47.4%
2	Ovis2-4B	88.0%	1294	146	1354	206	89.9%	86.3%	88.3%	48.0%
3	InternVL2.5-78B	87.2%	1246	112	1388	254	91.8%	83.1%	87.8%	45.3%
4	LLaVA-OneVision	86.6%	1225	103	1397	275	92.2%	81.7%	87.4%	44.3%
5	PaliGemma2-3B	86.6%	1195	64	1436	305	94.9%	79.7%	87.7%	42.0%
6	Ovis2-1B	86.5%	1314	224	1276	186	85.4%	87.6%	86.3%	51.3%
7	Ovis2-2B	86.5%	1330	245	1255	170	84.4%	88.7%	86.2%	52.5%
8	LLaVa-NeXT-Mistral	86.3%	1335	258	1242	165	83.8%	89.0%	85.9%	53.1%
9	InternVL2.5-26B	85.9%	1402	361	1139	98	79.5%	93.5%	84.7%	58.8%
10	LLaVa-NeXT-Vicuna	85.8%	1318	254	1246	182	83.8%	87.9%	85.5%	52.4%
11	LLaVa-NeXT-Llama	85.6%	1368	328	1172	132	80.7%	91.2%	84.7%	56.5%
12	InternVL2.5-8B	85.6%	1381	346	1154	119	80.0%	92.1%	84.5%	57.6%
13	PaliGemma2-10B	85.5%	1177	77	1423	323	93.9%	78.5%	86.7%	41.8%
14	InternVL2.5-8B-MPO	85.2%	1390	371	1129	110	78.9%	92.7%	84.0%	58.7%
15	InternVL2.5-38B	85.0%	1222	154	1346	278	88.8%	81.5%	85.6%	45.9%
16	PaliGemma-3B	84.7%	1160	78	1422	340	93.7%	77.3%	86.1%	41.3%
17	InternVL2.5-26B-MPO	83.5%	1439	506	994	61	74.0%	95.9%	81.1%	64.8%

Table 5. POPE - Adversarial

Pos.	Model	F1	TP	FP	TN	FN	Precision	Recall	ACC	Yes Ratio
1	Ovis2-4B	94.2%	1123.7	84.0	1464.7	56.0	93.1%	95.3%	94.8%	44.3%
2	InternVL2.5-78B	94.1%	1101.3	60.0	1488.7	78.3	94.9%	93.4%	94.9%	42.6%
3	Ovis2-8B	94.1%	1116.0	77.3	1471.3	63.7	93.6%	94.6%	94.8%	43.8%
4	PaliGemma2-3B	92.9%	1062.3	44.3	1504.3	117.3	96.0%	90.1%	94.1%	40.6%
5	LLaVA-OneVision	92.8%	1078.0	66.0	1482.7	101.7	94.3%	91.4%	93.8%	41.9%
6	Ovis2-1B	92.2%	1128.3	141.3	1407.3	51.3	89.0%	95.7%	92.9%	46.6%
7	InternVL2.5-38B	92.1%	1073.7	78.7	1470.0	106.0	93.3%	91.0%	93.2%	42.3%
8	PaliGemma2-10B	92.0%	1044.3	46.3	1502.3	135.3	95.8%	88.5%	93.3%	40.0%
9	Ovis2-2B	91.8%	1131.3	154.3	1394.3	48.3	88.2%	95.9%	92.5%	47.2%
10	InternVL2.5-26B	91.3%	1167.7	214.7	1334.0	12.0	84.8%	99.0%	91.6%	50.7%
11	LLaVa-NeXT-Vicuna	91.1%	1114.3	152.7	1395.7	65.3	88.1%	94.5%	92.0%	46.5%
12	InternVL2.5-8B	91.1%	1153.7	202.7	1346.0	26.0	85.4%	97.8%	91.6%	49.8%
13	LLaVa-NeXT-Mistral	91.1%	1120.0	161.3	1387.3	59.7	87.6%	94.9%	91.9%	47.0%
14	PaliGemma-3B	90.7%	1023.0	53.0	1495.7	156.7	95.1%	86.7%	92.3%	39.5%
15	InternVL2.5-8B-MPO	90.6%	1158.7	222.7	1326.0	21.0	84.3%	98.2%	91.0%	50.7%
16	LLaVa-NeXT-Llama	89.8%	1133.0	212.7	1336.0	46.7	84.4%	96.1%	90.5%	49.4%
17	InternVL2.5-26B-MPO	88.2%	1177.0	318.7	1230.0	2.7	79.2%	99.8%	88.2%	54.9%

Table 6. RePOPE - Mean

Pos.	Model	F1	TP	FP	TN	FN	Precision	Recall	ACC	Yes Ratio
1	Ovis2-4B	95.9%	1113	49	1566	46	95.8%	96.0%	96.6%	41.9%
2	Ovis2-8B	95.9%	1109	45	1570	50	96.1%	95.7%	96.6%	41.6%
3	InternVL2.5-78B	95.5%	1090	33	1582	69	97.1%	94.0%	96.3%	40.5%
4	InternVL2.5-26B	95.0%	1150	111	1504	9	91.2%	99.2%	95.7%	45.5%
5	InternVL2.5-8B-MPO	94.9%	1142	105	1510	17	91.6%	98.5%	95.6%	45.0%
6	InternVL2.5-8B	94.9%	1138	101	1514	21	91.8%	98.2%	95.6%	44.7%
7	Ovis2-1B	94.8%	1118	81	1534	41	93.2%	96.5%	95.6%	43.2%
8	Ovis2-2B	94.7%	1121	87	1528	38	92.8%	96.7%	95.5%	43.5%
9	LLaVA-OneVision	94.3%	1072	42	1573	87	96.2%	92.5%	95.3%	40.2%
10	PaliGemma2-3B	94.2%	1057	29	1586	102	97.3%	91.2%	95.3%	39.1%
11	InternVL2.5-38B	93.9%	1063	41	1574	96	96.3%	91.7%	95.1%	39.8%
12	LLaVa-NeXT-Vicuna	93.6%	1104	96	1519	55	92.0%	95.3%	94.6%	43.3%
13	PaliGemma2-10B	93.4%	1041	29	1586	118	97.3%	89.8%	94.7%	38.6%
14	LLaVa-NeXT-Mistral	93.3%	1110	110	1505	49	91.0%	95.8%	94.3%	44.0%
15	InternVL2.5-26B-MPO	92.8%	1157	177	1438	2	86.7%	99.8%	93.5%	48.1%
16	LLaVa-NeXT-Llama	92.5%	1122	146	1469	37	88.5%	96.8%	93.4%	45.7%
17	PaliGemma-3B	92.1%	1018	34	1581	141	96.8%	87.8%	93.7%	37.9%

Table 7. **RePOPE - Random**

Pos.	Model	F1	TP	FP	TN	FN	Precision	Recall	ACC	Yes Ratio
1	Ovis2-4B	94.1%	1131	80	1454	62	93.4%	94.8%	94.8%	44.4%
2	Ovis2-8B	93.9%	1121	73	1461	72	93.9%	94.0%	94.7%	43.8%
3	InternVL2.5-78B	93.7%	1106	62	1472	87	94.7%	92.7%	94.5%	42.8%
4	LLaVA-OneVision	92.6%	1083	64	1470	110	94.4%	90.8%	93.6%	42.1%
5	PaliGemma2-3B	92.4%	1065	47	1487	128	95.8%	89.3%	93.6%	40.8%
6	InternVL2.5-38B	91.8%	1080	80	1454	113	93.1%	90.5%	92.9%	42.5%
7	Ovis2-2B	91.7%	1139	152	1382	54	88.2%	95.5%	92.4%	47.3%
8	PaliGemma2-10B	91.7%	1046	43	1491	147	96.1%	87.7%	93.0%	39.9%
9	Ovis2-1B	91.6%	1135	149	1385	58	88.4%	95.1%	92.4%	47.1%
10	LLaVa-NeXT-Vicuna	91.4%	1121	139	1394	72	89.0%	94.0%	92.3%	46.2%
11	LLaVa-NeXT-Mistral	91.3%	1124	145	1389	69	88.6%	94.2%	92.2%	46.5%
12	InternVL2.5-26B	91.1%	1179	216	1318	14	84.5%	98.8%	91.6%	51.2%
13	InternVL2.5-8B	90.9%	1164	205	1329	29	85.0%	97.6%	91.4%	50.2%
14	LLaVa-NeXT-Llama	90.5%	1141	187	1347	52	85.9%	95.6%	91.2%	48.7%
15	PaliGemma-3B	90.2%	1025	54	1480	168	95.0%	85.9%	91.9%	39.6%
16	InternVL2.5-8B-MPO	90.1%	1170	235	1299	23	83.3%	98.1%	90.5%	51.5%
17	InternVL2.5-26B-MPO	88.2%	1190	315	1219	3	79.1%	99.7%	88.3%	55.2%

Table 8. **RePOPE - Popular**

Pos.	Model	F1	TP	FP	TN	FN	Precision	Recall	ACC	Yes Ratio
1	InternVL2.5-78B	93.1%	1108	85	1412	79	92.9%	93.3%	93.9%	44.4%
2	Ovis2-4B	92.5%	1127	123	1374	60	90.2%	94.9%	93.2%	46.6%
3	Ovis2-8B	92.4%	1118	114	1383	69	90.7%	94.2%	93.2%	45.9%
4	PaliGemma2-3B	92.2%	1065	57	1440	122	94.9%	89.7%	93.3%	41.8%
5	LLaVA-OneVision	91.5%	1079	92	1405	108	92.1%	90.9%	92.5%	43.6%
6	PaliGemma2-10B	91.0%	1046	67	1430	141	94.0%	88.1%	92.3%	41.5%
7	InternVL2.5-38B	90.6%	1078	115	1382	109	90.4%	90.8%	91.7%	44.4%
8	Ovis2-1B	90.1%	1132	194	1303	55	85.4%	95.4%	90.7%	49.4%
9	PaliGemma-3B	89.8%	1026	71	1426	161	93.5%	86.4%	91.4%	40.9%
10	Ovis2-2B	89.1%	1134	224	1273	53	83.5%	95.5%	89.7%	50.6%
11	LLaVa-NeXT-Mistral	88.6%	1126	229	1268	61	83.1%	94.9%	89.2%	50.5%
12	LLaVa-NeXT-Vicuna	88.4%	1118	223	1274	69	83.4%	94.2%	89.1%	50.0%
13	InternVL2.5-26B	87.7%	1174	317	1180	13	78.7%	98.9%	87.7%	55.6%
14	InternVL2.5-8B	87.5%	1159	302	1195	28	79.3%	97.6%	87.7%	54.4%
15	InternVL2.5-8B-MPO	86.9%	1164	328	1169	23	78.0%	98.1%	86.9%	55.6%
16	LLaVa-NeXT-Llama	86.5%	1136	305	1192	51	78.8%	95.7%	86.7%	53.7%
17	InternVL2.5-26B-MPO	83.5%	1184	464	1033	3	71.8%	99.7%	82.6%	61.4%

Table 9. **RePOPE - Adversarial**