

Optimizing Resource Allocation in a Distributed Quantum Computing Cloud: A Game-Theoretic Approach

Bernard Ousmane Sane

Graduate School of Media and
Governance, Keio University, Japan
bernard@sfc.wide.ad.jp

Michal Hajdušek

Graduate School of Media and
Governance, Keio University, Japan
michal@sfc.wide.ad.jp

Rodney Van Meter

Faculty of Environment and
Information Studies, Keio University, Japan
rdv@sfc.wide.ad.jp

Abstract—Quantum cloud computing is essential for achieving quantum supremacy by utilizing multiple quantum computers connected via an entangling network to deliver high performance for practical applications that require extensive computational resources. With such a platform, various clients can execute their quantum jobs (quantum circuits) without needing to manage the quantum hardware and pay based on resource usage. Hence, defining optimal quantum resource allocation is necessary to avoid overcharging clients and to allow quantum cloud providers to maximize resource utilization. Prior work has mainly focused on minimizing communication delays between nodes using multi-objective techniques. Our approach involves analyzing the problem from a game theory perspective. We propose a quantum circuit partitioning resource allocation game model (QC-PRAGM) that minimizes client costs while maximizing resource utilization in quantum cloud environments. We extend QC-PRAGM to QC-PRAGM++ to maximize local gates in a partition by selecting the best combinations of qubits, thereby minimizing both cost and inter-node communication.

We demonstrate analytically that clients are charged appropriately (with a total cost at most $\frac{4}{3}$ the optimal cost) while optimizing quantum cloud resources. Further, our simulations indicate that our solutions perform better than traditional ones in terms of the cost per quantum node, total cost, maximum cost, number of partitions, and number of remote gates.

Index Terms—Distributed Quantum Computing, Quantum Cloud Computing, Resource Allocation, Quantum Circuit Partitioning, Game Theory

I. INTRODUCTION

Cloud computing, born from the evolution of information systems, has transformed computing by enabling companies and individuals to access computing services at a lower cost through providers [1]–[3]. The same approach extends to quantum computing, with providers (IBM Quantum, IonQ, Amazon Braket, Rigetti, and Azure Quantum) offering accessible and affordable quantum computing environments [4]–[7]. Today’s quantum computers are highly specialized, delicate machines, and hence are installed and managed primarily in dedicated facilities and accessed via a web-based or Internet protocol-based front end, with services provided to users all around the world. Thus, these systems are often called *cloud-based quantum systems*, or are said to provide *quantum*

computing as a service (QCaaS) [8]–[12]. Consequently, customers no longer need a quantum machine and a suitable environment to execute their quantum algorithms. Instead, users can take advantage of vast computing power with just their classical machines and Internet access. They can create and submit jobs through a front-end management system that handles queue management, resource allocation, compilation, execution, and data collection. (Data pre- and post-processing may be done at either the user’s premises or at the quantum provider’s premises; for our purposes in this paper, the difference is not important.) This is crucial to democratizing and achieving a quantum advantage [13].

The resource requirements for post-classical quantum computation, especially the number of qubits needed, can vary significantly. For certain quantum chemistry problems, approximately one hundred qubits may suffice [14]–[19]. However, for some cryptographically relevant problems, the number of qubits can escalate to several thousand [20]–[23]. Today’s NISQ-era systems range in capacity from only a few physical qubits to nearly a thousand. The memory capacity of some machines substantially exceeds their useful computational capability, so it has been proposed that these systems be multi-programmed to execute multiple independent jobs at the same time, using independent subsets of the systems’ qubits [24], [25].

To date, execution of a single quantum circuit has been confined to a single quantum computer. There are, however, several hardware constraints that prevent the implementation of more than a few logical qubits on each QPU. Therefore, distributed computing is fundamentally important in competing with large-scale computing tasks in quantum cloud environments. It allows large and complex quantum tasks to be divided into manageable parts, which are then distributed among quantum nodes (QPUs) that are interconnected. This is important for processing complex algorithms efficiently as well as promoting scalability. Over the last twenty years, researchers have proposed coupling smaller quantum computers using an entangling network to create larger systems known as *multicomputers*, capable of solving problems exceeding the capacity of individual

nodes [26]–[29]. Recently, the first demonstrations of remote gate execution [30] have been shown [31]. Various commercial quantum computing companies have near-term road maps toward fault tolerance that end around 2030, with the largest single system they can build (which we call “MaxSQ”). Thus, in the early part of the next decade, we anticipate that multicomputer approaches will become not only common but necessary.

Our own recent network design, Q-Fly, suggests that, like modern supercomputers, it will be possible to scale data center networks of quantum nodes to tens or even hundreds of thousands of nodes using group-based approaches building on Dragonfly networks [32], [33]. The limiting factor in such a design will be the per-switch photon loss.

Thus, with effectively unlimited scaling of multicomputer or data center-sized systems available in the foreseeable future, it becomes important to effectively utilize those resources. Some jobs can be expected to utilize the entire system, but others will need only a small fraction of the total nodes available. While some jobs will fit within individual nodes, many others will require resources spanning subsets of the system. Thus, like parallel job execution in large supercomputers, it becomes important to efficiently allocate resources to a set of jobs, including sometimes sharing parts of individual nodes among two or more jobs [34]. It is this problem that we address in this paper.

This paper employs a classical cloud resource allocation method [35], which we have adapted to address the specific needs of the quantum cloud for managing quantum circuit partitions in distributed systems. However, the allocation of resources for quantum cloud computing presents much more complex challenges than for classical computing. There are several reasons for this, including the sensitivity of qubits, the imperfection of quantum hardware, connectivity, etc [13]. Nevertheless, most research focuses on reducing communication delays between nodes caused by remote gates [36]. As demonstrated by the studies in [35], [37]–[47], game theory is effective in traditional cloud environments to address resource allocation problems. We utilize a mathematical framework to analyze a fully connected network with uniform connections, in which users can submit jobs in the form of quantum circuits, as illustrated in Fig. 1. We propose a game model that enables quantum cloud users to minimize their costs while maximizing the resources available to the provider by leveraging quantum cloud services. Furthermore, we establish a method to maximize local gates by selecting optimal combinations of qubits, thus simultaneously minimizing costs and inter-node communication as illustrated in Fig. 2.

Motivations

In a quantum cloud computing environment, we have multiple clients with different resource requirements, and the provider is expected to meet the clients’ needs by allocating appropriate quantum computers to them while optimizing the available resources. Moreover, clients are supposed to be

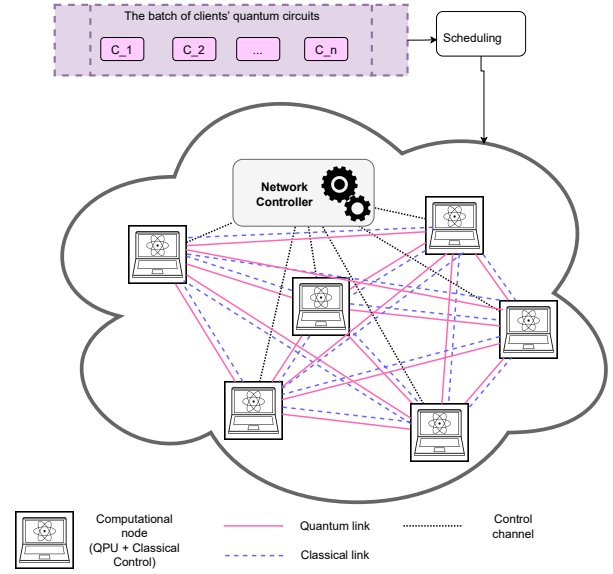


Fig. 1. A fully connected network via quantum and classical with homogeneous links where users can submit jobs (quantum circuits)

billed only for the resources they consume (e.g., based on QPU hours), but existing allocation techniques do not support this factor. In fact, clients’ quantum circuits can share the same quantum resources. This introduces a problem regarding managing the interactions between client quantum circuits sharing the same quantum resources. With such interaction, a quantum circuit (qcirq) can take longer to execute in a heavily loaded quantum cloud computing environment than in a lightly loaded quantum cloud environment. Consequently, the client can be unfairly charged. We note, however, that despite the many works on resource allocation, there has not been a large amount of research on quantum cloud environments and, in particular, pricing. Furthermore, game theory has not been explored, but it is a powerful mathematical tool proven useful in classical cloud computing for resource allocation. Therefore, we propose a quantum resource allocation game to ensure optimal resource use for clients while charging them appropriately for their resource usage.

Contributions

- We tackle the resource allocation problem from a game theory perspective, proposing a resource allocation game model that addresses client pricing in the cloud. With the latter, we can determine the number of partitions for each quantum algorithm (quantum circuit) submitted by the clients and allocate them to the appropriate quantum node (quantum computer).
- We design an algorithm based on a game model that simultaneously addresses inter-node communication, reduces costs, and optimizes resource usage at the cloud level.

Analytically, we show that clients are charged appropriately (at a cost no higher than $\frac{4}{3}$ the optimal cost) while optimizing quantum cloud resources. We assessed our

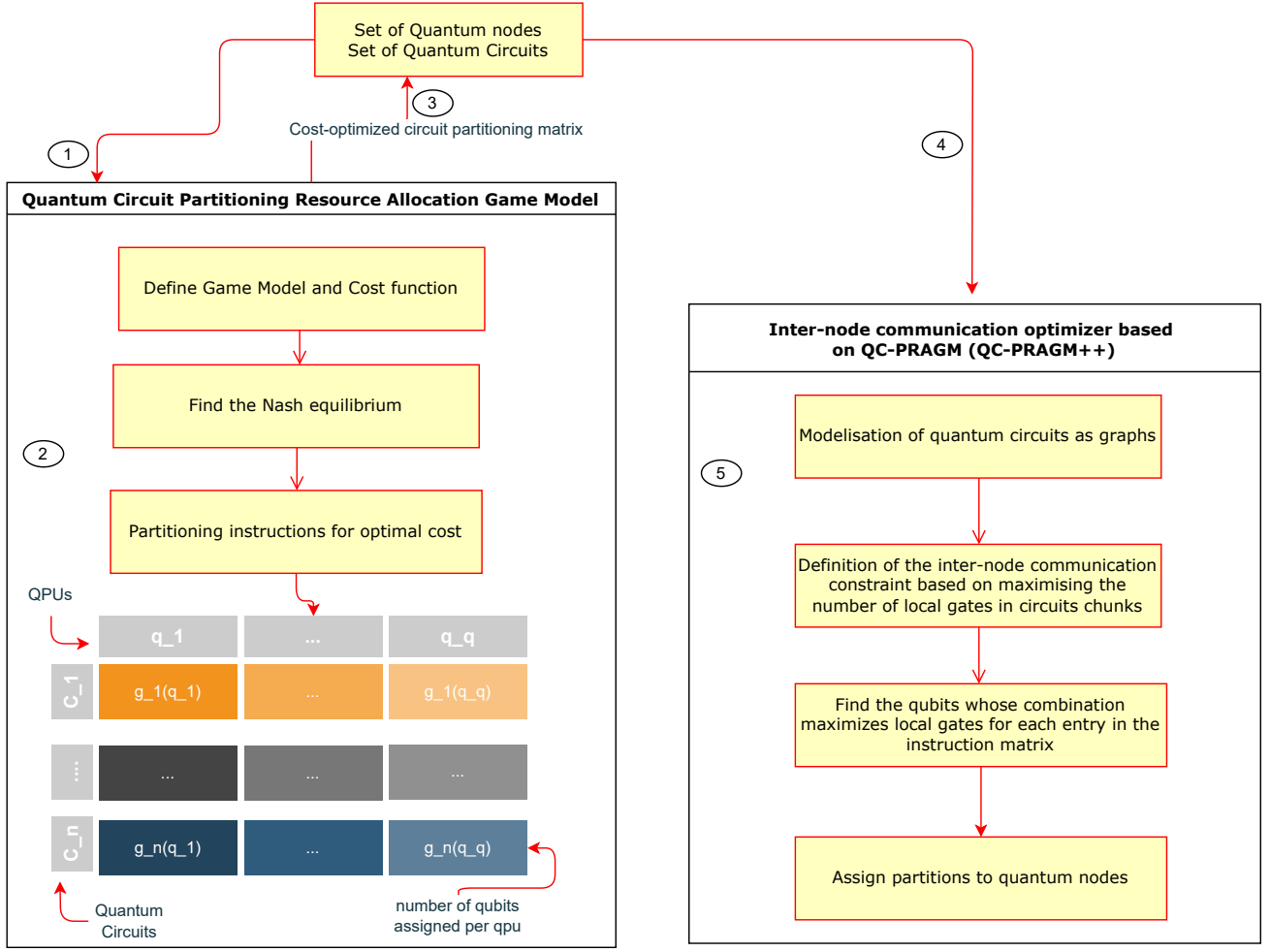


Fig. 2. A diagram illustrating our solution, which incorporates game theory and an inter-node communication optimization process. Using the game model, we derive a cost-optimized partitioning instruction represented by a matrix (M) where each row $g_j(q_1), \dots, g_j(q_q)$ represents the resources allocated to circuit j on q quantum nodes, thus defining the client's strategy. The element $g_j(q_i)$ indicates the number of qubits allocated to client j on node q_i . However, this matrix only provides a numerical distribution of qubits. We, therefore, add a process to optimize their grouping, which minimizes costs and improves inter-node communication efficiency. This process is based on a graph representation of circuits introducing a metric based on the total weight of vertex pairs (qubits). For each $g_j(q_i)$ in the matrix (M), we search for a list of qubits of size $g_j(q_i)$ maximizing this weight, i.e., containing the most local gates. Finally, we obtain circuit partitioning instructions that reduce costs and optimize communication so that quantum nodes can be assigned partitions.

proposal by considering a completely connected network and choosing quantum circuits from three distinct types: Quantum Fourier Transform (QFT), Deutsch-Jozsa (DJ), and GHZ state in various scenarios and situations. The simulation results demonstrate that our proposal is efficient for circuit partitioning in a distributed environment. It outperforms the round robin and random algorithms regarding the cost per quantum node, total cost, maximum cost, number of partitions, and number of remote gates. The overview of our solution is presented in Fig. 2.

II. SYSTEM MODEL AND PROBLEM DEFINITION

A. System model

We refer to papers [36] and [35] to establish the system and game model. We consider Quantum Cloud Computing (QCC)

with multiple quantum nodes inter-connected via quantum and classical links as illustrated in Fig 1. This QCC allows complex quantum computing tasks (quantum circuits) to be divided into smaller, more manageable parts processed across various computer nodes. Each quantum node is defined by an individual quantum processor (QPU), which is based on technologies such as superconducting, trapped ions, neutral atoms, quantum annealing, etc [4]–[7].

We assume a heterogeneous quantum cloud where some quantum nodes act as repeaters [48]. The quantum cloud provider aims to enhance the utilization of quantum resources to boost benefits, which contradicts clients' interests.

B. Game model

This section describes our quantum circuit partitioning resource allocation game model (QC-PRAGM). Interactions

TABLE I
SUMMARY OF NOTATIONS

Parameters	Description
Q	The list of computer nodes in the quantum cloud platform
$f_{q_i}(x)$	The cost of using x resources on quantum node q_i
\mathcal{F}	The cost of all the computer nodes in the QCC
\mathcal{C}	The total quantum circuits submitted by the costumers
C_i	Indicates the set of quantum circuits (jobs) from client i
r_i	indicates how many computing qubits are needed for C_i to run
\mathcal{R}	Total computing qubits requested by clients
m_k	Maximum computing qubits available in node k
g_j	Represents the total resources allocated to a client j in the QCC
$g_j(q_i)$	Indicates the resource allocated to the client j at quantum node q_i
$\mathcal{E}(i, q_k)$	The quantum node allocation indicator
\mathcal{G}	Global resource allocation the clients

between client quantum circuits sharing the same quantum resource are managed efficiently, ensuring optimal resource utilization through this model. Based on Tim Roughgarden et al. paper [49], we prove that the Nash equilibrium (III.1) exists. The notations used are summarized in Table I. This model treats clients as players in the game, with resource allocation representing their strategies. We consider the following assumptions:

- Circuits are aligned by priority order, considering factors such as deadlines, dependencies on other tasks, etc [36].
- Once allocated to a quantum node, each task executes until its completion, without interruption.
- Quantum nodes can host only one type of resource (for example, QPU) and clients are only concerned about using this resource type.
- The clients are selfish and are charged based on their QPU consumption. On the other hand, the provider of the quantum cloud aims to optimize resource usage.
- Our Quantum cloud has enough resources to satisfy clients' requests.
- The quantum processing units (QPUs) differ from each other based on their capacities.
- We assume that we have a fault-tolerant system.

The quantum cloud provider offers a platform that includes a collection of quantum computers to meet the quantum computing needs of its customers. This collection, denoted as $Q = \{q_1, \dots, q_q\}$, consists of q quantum computers, which are represented as quantum nodes. These nodes are available during the allocation period and collectively form a Quantum Cloud Computing (QCC) system that provides Quantum Processing Unit (QPU) resources. Each quantum node $q_k \in Q$ is associated with a cost function $f_{q_k}()$ ($f_{q_k} : \mathcal{R}_+ \rightarrow \mathcal{R}_+$). $f_{q_k}(x)$ designs the clients' cost at quantum node q_k (which has m_k available resources) using x resource.

Quantum processor units (QPUs) are the main resource at quantum nodes, and they are described by their capacity (number of computing qubits). Quantum node and QPU are interchangeable throughout the paper. The function f_{q_k} represents the amount of money relative to the number of computing qubits used by the clients' circuit at quantum node q_k . In practice, it corresponds to the amount of time it takes for the clients' circuit to use computing qubits at QPUs. It

describes the interactions between different quantum circuits from different clients.

The batch of clients' quantum circuits is given by a set $\mathcal{C} = \{C_1, \dots, C_n\}$ where C_i represents job (quantum circuit) from client i . Each C_i requests r_i resource from quantum cloud computing. Where r_i highlights the number of computing qubits require to execute the circuits C_i . On the one hand, the total client requests is represented by $\mathcal{R} = \{r_1, \dots, r_n\}$. Alternatively, quantum cloud computing allocates a global resource $\mathcal{G} = \{g_1, \dots, g_n\}$ to every client, where g_j represents the total resources allocated to a client j over the q quantum nodes, in this sense representing the client's strategy in the game. In this case, g_j is equal to $\{g_j(q_1), \dots, g_j(q_q)\}$, whereas $g_j(q_i)$ indicates the resource allocated to the client j at quantum node q_i . In other words, $g_j = \{g_j(q_1), \dots, g_j(q_q)\}$, indicates how user j 's quantum circuit is partitioned among the available quantum node q_i .

Definition II.1. (Client's objective) Let \mathcal{G} be the resource allocation, i designs the player (client); the client's objective is to minimize the cost defined as follows.

$$\mathcal{F}(\mathcal{G}, i) = \sum_{k=1}^q \mathcal{E}(i, q_k) f_{q_k} \left(\sum_{j=1}^n g_j(q_k) \right) \quad (1)$$

Where $\mathcal{E}(i, q_k)$ is an indicator equal to 1 if quantum node q_k is used to allocate user i circuits and $f_{q_k}(\sum_{j=1}^n g_j(q_k))$ designs the clients' cost at quantum node q_k .

Definition II.2. (Provider Cost function) Quantum cloud performance is measured by the total cost in the system and is defined as follows.

$$\begin{aligned} \mathcal{C}(\mathcal{G}) &= \sum_{j=1}^n \sum_{k=1}^q f_{q_k} \left(\sum_{j=1}^n g_j(q_k) \right) g_j(q_k) = \\ &= \sum_{k=1}^q \sum_{j=1}^n g_j(q_k) f_{q_k} \left(\sum_{j=1}^n g_j(q_k) \right) \end{aligned} \quad (2)$$

Definition II.3. (Quantum Circuit Resource Allocation Games) The quantum circuit partitioning resource allocation game model (QC-PRAGM) is defined by $(Q, \mathcal{F}, \mathcal{R})$. The objective of QC-PRAGM is to efficiently allocate clients the quantum circuits in quantum cloud computing, where client i 's strategy is to minimize the cost imposed by the client's job interaction given by (1), while the quantum cloud provider seeks to maximize the performance of the system by minimizing (2). In addition, QC-PRAGM models should meet the following constraints:

- Minimizing the number of partitions by promoting more zeros in g_j . In other words, the resource $g_j = \{g_j(q_1), \dots, g_j(q_q)\}$ allocated to client j should be sparse with respect to the l_1 -norm $\|x\| = \sum_{i=1}^p x$ [50].
- The total resources allocated to a client across all q quantum nodes equals their demand. Specifically, for all j , $\sum_{i=1}^q g_j(q_i) = r_i$.
- The total resources the clients' circuits use in a single quantum node are less than those available at that node. Specifically, for all k , $\sum_{i=1}^n g_i(q_k) \leq m_k$.

III. NASH EQUILIBRIUM FOR THE QUANTUM CIRCUIT PARTITIONING RESOURCE ALLOCATION GAME MODEL (QC-PRAGM)

Our game model assumes that clients are selfish; in other words, they are only interested in minimizing their costs. Thus, each client i will adjust its strategy g_i as much as possible to achieve the lowest cost. However, this may negatively impact other clients who may see their costs increase. This battle will continue until the system reaches Nash equilibrium. It is the state of the game in which no client can unilaterally alter its strategy and achieve a better outcome. As a formal definition, we provide the following:

Definition III.1 (Nash equilibrium). Let G'_i representing the collection of all possible strategies for the client i , where $i = 1, \dots, n$. The resources allocation $\{g_1, \dots, g_n\}$ is a Nash equilibrium if

$$\mathcal{F}(\{g_1, \dots, g_n\}, i) \leq \mathcal{F}(\{g'_1, \dots, g'_n\}, i)$$

for all $g'_i \in G'_i$

A. Optimal cost via non-linear problem

In this section, we aim to demonstrate that the resource allocation strategy at the Nash equilibrium corresponds to the optimal resource allocation, which reduces clients' costs. In fact, from Tim Roughgarden et al. paper [49] and [35], we can deduce the following results:

Lemma III.1. Finding the resource allocation that minimizes the total client cost in the QC-PRAGM is equivalent to solving a non-linear problem. In other words,

$$\min_{\mathcal{G}} \mathcal{C}(\mathcal{G}) = \min_{\mathcal{G}} \sum_{k=1}^q \sum_{j=1}^n g_j(q_k) f_{q_k} \left(\sum_{j=1}^n g_j(q_k) \right)$$

subject to

$$\sum_{k=1}^q \mathcal{X}_{q_k} f_{q_k}(\mathcal{X}_{q_k})$$

where, $\mathcal{X}_{q_k} = \sum_{j=1}^n g_j(q_k)$

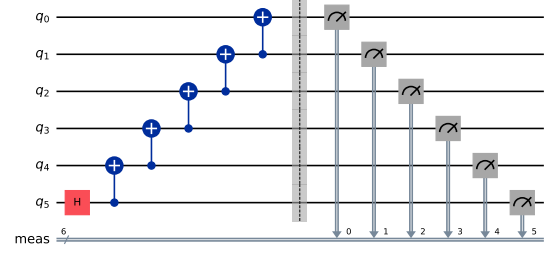
Lemma III.2. Since $\mathcal{X}_{q_k} f_{q_k}(\mathcal{X}_{q_k})$ is convex, the local optimal in the non-linear problem

$$\sum_{k=1}^q \mathcal{X}_{q_k} f_{q_k}(\mathcal{X}_{q_k})$$

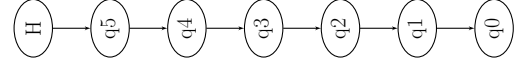
coincides with the global optimal.

Lemma III.3. Considering the quantum circuit partitioning resource allocation game model (QC-PRAGM) defined by $(\mathcal{Q}, \mathcal{F}, \mathcal{R})$ then:

- There is a Nash equilibrium in QC-PRAGM, and it is unique
- If the cost function $f_{q_k}()$ ($f_{q_k} : \mathcal{R}_+ \rightarrow \mathcal{R}_+$). $f_{q_k}(x)$ is linear, then the total cost at the Nash equilibrium is at most $\frac{4}{3}$ the optimal cost.



(a) Circuit on algorithmic level representing the GHZ state with 6 qubits



(b) Graph representation of the GHZ state with 6 qubits

Fig. 3. An illustration of the GHZ state in circuit and graph. The direction of the arrows determines the controlled and target qubits. By following the direction of the arrow, we can see that cx_1 (Cnot gate between q_5 and q_4) is executed by considering q_5 as control and q_4 as target.

Proof of these results can be done by replacing, respectively, path and edge in [49] with client and QPU.

B. Inter-node communication optimizer based on QC-PRAGM (QC-PRAGM++)

In our game model, we specify how many qubits to allocate to each quantum node to achieve optimal cost at the Nash equilibrium. But what about the communication between the nodes? This subsection will attempt to answer this question by defining a process that attempts to decrease the number of remote gates by maximizing the number of local gates in each group of qubits ($g_j(q_k)$) resulting from the results of the game model. One challenge in implementing distributed quantum circuits is the use of non-local gates (remote gates), which necessitate communication between qubits situated on different quantum processing units (QPUs). However, the number of remote gates remains unknown until the partition becomes effective, which occurs after resource allocation. To address this issue and minimize the number of remote gates, we design the circuit $C_i \in \mathcal{C}$ as a graph (V_i, E_i) . In this graph, vertex V_i represents qubits, while edges E_i represent gates, as shown in Figs. 3(a) and 3(b). We employ $w(v_i, v_j)$ to map a pair of vertices to their corresponding weights (the number of gates) associated with the given edge. Given that $g_j(q_k)$ denotes the set of qubits in circuit j allocated to quantum node q_k . We aim to maximize the total weight of vertex (qubit) pairs in $g_j(q_k)$; in other words, we aim to maximize the number of local gates. Assuming the set of vertex pairs in $g_j(q_k)$, denoted as $S_{g_j(q_k)}$, we formulate $w_{S_{g_j(q_k)}} = \sum_{\{v_i, v_j\} \in S_{g_j(q_k)}} w(v_i, v_j)$ as the total sum of the weights associated with $S_{g_j(q_k)}$. Algorithm 1 outlines the procedure for identifying the combination of qubits of size $g_j(q_i)$ that contains the maximum number of local gates and assigns them to a quantum node. It uses a graph representation

Algorithm 1 Inter-node communication optimizer based on QC-PRAGM (QC-PRAGM++).

Input: A $n \times q$ -Matrix $M = (g_j(q_i))_{0 \leq j \leq n, 0 \leq i \leq q}$ from QC-PRAGM where $g_j(q_i)$ indicates the number of qubits allocated to client j on node q_i , and the circuits list (cList).

Output: the Cost and Inter-node communication optimized circuit partitioning matrix $P = (p_j(q_i))_{0 \leq j \leq n, 0 \leq i \leq q}$

Runtime: $\Theta(n^2)$

```
1: for  $j = 0$  to  $n - 1$ . do {Iterate over the lines that contain the circuit data for circuit  $j$  (denoted as  $g_j(q_i)$ )}
2:   for  $i = 0$  to  $q - 1$  do {iterate over colonies which represents the quantum nodes.}
3:     cgraph  $\leftarrow$  Convert cList[j] into graph {Transform circuit  $j$  into a graph.}
4:      $m \leftarrow M[j, i]$  {The size of the partition for circuit  $j$  to be allocated to quantum node  $i$ .}
5:      $v \leftarrow M[j, :]$  {The notation  $M[j, :]$  represents a vector that corresponds to row  $j$  of the matrix  $M$  }
6:     group_size  $\leftarrow m$ 
7:     if cgraph.nodes  $\in M[j, :]$  then {This indicates that the circuit  $j$  does not need to be partitioned. }
8:       Assign cList[j] to quantum node  $i$ .
9:        $P[j, i] \leftarrow$  cList[j].qubits {Represent the set of qubits to be allocated in quantum  $i$ }
10:    else
11:      nodes  $\leftarrow$  cgraph.nodes
12:      list_mutual_edges  $\leftarrow$  cgraph.mutual_edges {Return pairs of nodes along with the size of their mutual connection ( $w(v_i, v_j)$ )}
13:      sorted_mutual_nodes  $\leftarrow$  cgraph.most_mutually_connected_nodes(list_mutual_edges) {Retrieve the nodes that are the most mutually connected and present them in ascending order.}
14:      subgraph_nodes  $\leftarrow$  sorted_mutual_nodes[:m]
15:      partition_qubits  $\leftarrow$  subgraph_nodes.qubits {Each node represents a qubit}
16:       $P[j, i] \leftarrow$  partition_qubits {Represent the set of qubits to be allocated in quantum  $i$ }
17:      Assign partition_qubits to quantum node  $i$ .
18:      remaining_nodes  $\leftarrow$  nodes - subgraph_nodes {The number of remaining nodes will not be empty until we reach  $q - 1$ .}
19:      cgraph  $\leftarrow$  gen_graph(remaining_nodes)
20:    end if
21:  end for
22: end for
return  $P$ 
```

of circuits and, for each $g_j(q_i)$ in the matrix M from QC-PRAGM, searches for a group of qubits of size $g_j(q_i)$ that maximizes the weight of the vertex pairs for $g_j(q_i)$. Using the algorithm 1, an example circuit partition is shown in Example III-B.1.

Example III-B.1. We consider four quantum nodes $Q = \{q_1, q_2, q_3, q_4\}$, which have 5, 4, 5, and 4 computing qubits, respectively. The quantum nodes are interconnected via quantum and classical links, as illustrated in Fig. 1. Two clients submitted their quantum circuits $\{C_1, C_2\}$, which require 9 and 6 qubits to be executed. We define the function $f_{q_k} : \mathcal{R}_+ \rightarrow \mathcal{R}_+$ as $f_{q_k}(x) = a_{q_k} \cdot x$, which represents the linear cost function associated with quantum nodes. It is proportional to the completion time (QPU-hours) when consuming x (qubits) resources at the quantum node. For a node q_k with a capacity of 20, allocated circuit portions totaling 15 qubits result in a resource usage of $15/20$ (i.e., 75%), which corresponds to the cost $f_{q_k}(75)$. We assume that $a_{q_k} = 100\$$, which is proportional to the client's fee. From Lemma III.1, we can observe that the resource allocation that minimizes the total

client cost is equivalent to solving the following non-linear problem:

$$\sum_{k=1}^q \mathcal{X}_{q_k} f_{q_k}(\mathcal{X}_{q_k}) = \sum_{k=1}^q a_{q_k} \sum_{j=1}^n g_j^2(q_k)$$

where, $\mathcal{X}_{q_k} = \sum_{j=1}^n g_j(q_k)$

This is a convex optimization problem, with the constraints defined in Definition II.3. The resolution of this problem using an open-source Python package named CVXPY [51], [52] for convex optimization problems yields a total cost at Nash equilibrium equal to 27450 (which corresponds to the optimal cost that the system can achieve), along with the following resource allocation strategy M .

	q_1	q_2	q_3	q_4
C_1	5	4	0	0
C_2	3	3	0	0

This matrix M indicates how to partition the circuits for cost efficiency.

We then apply Algorithm 1 to identify combinations of qubits (partitions of size equal to the matrix M entries) with the

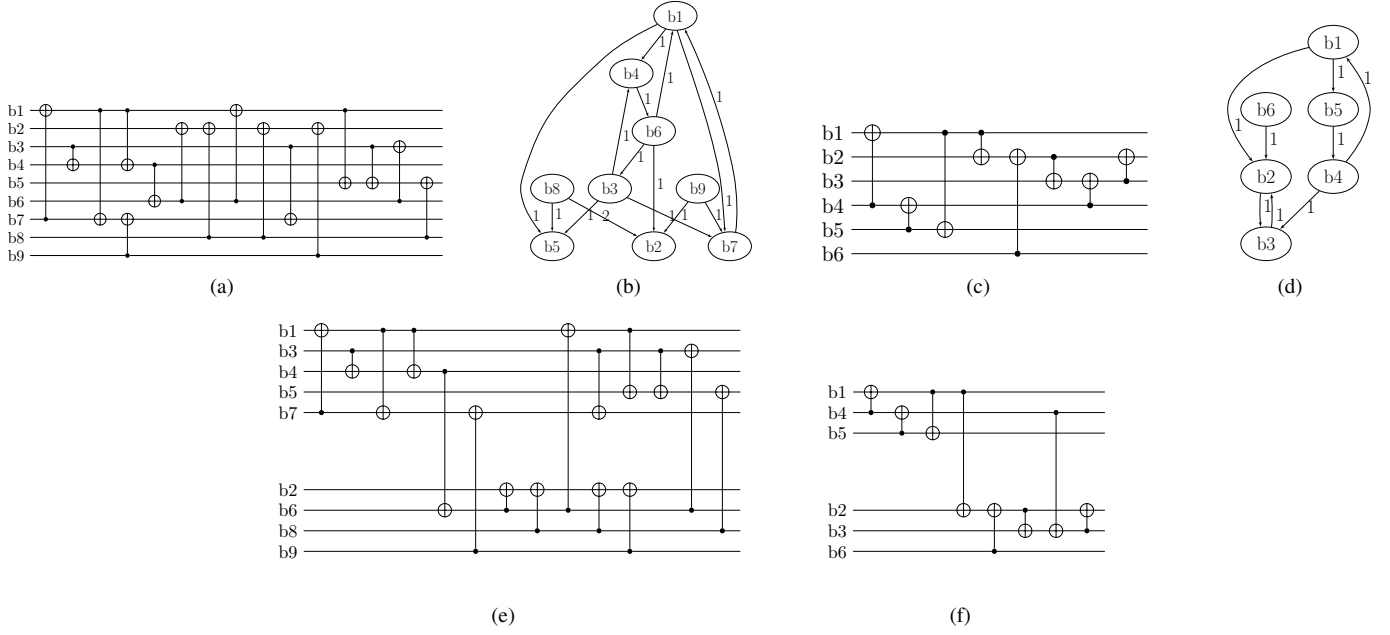


Fig. 4. Example of circuit partitioning based on Algorithm 1, where we illustrate two arbitrary quantum algorithms in circuits 4(a), 4(c) and graphs 4(b), 4(d), along with their respective representations 4(e) and 4(f) after partitioning. After solving our optimization problem, we obtained a matrix M with two rows. The first row, $(5, 4, 0, 0)$, indicates that for circuit C_1 , we need to allocate 5 qubits to node 1 and 4 qubits to node 2. The second row, $(3, 3, 0, 0)$, indicates that for circuit C_2 , we will allocate 3 qubits to both node 1 and node 2. Algorithm 1 intervenes by transforming C_1 and C_2 into graphs to identify the combinations of 5 and 4 nodes in the graph of C_1 that have the most mutual edges, referred to as the local gate. The same routine is also exercised on graph C_2 . For C_1 , we obtain the following combinations: $\{b1, b3, b4, b5\}$ with 7 local gates and $\{b2, b6, b8, b9\}$ with 4 local gates. For C_2 , the combinations are $\{b1, b4, b5\}$ and $\{b2, b3, b6\}$, each with 3 local gates.

highest number of local gates. For instance, using Algorithm 1, we will determine the five qubits of circuit C_1 that contain the most local gates, and these will be assigned to quantum node q_1 , and so forth. This process results in the following matrix P .

	q_1	q_2	q_3	q_4
C_1	$(b1, b3, b4, b5, b7)$	$(b2, b6, b8, b9)$	0	0
C_2	$(b1, b4, b5)$	$(b2, b3, b6)$	0	0

IV. EVALUATION

In this section, we analyze the inter-node communication optimizer using the quantum circuit partitioning resource allocation game model (QC-PRAGM) through simulation. We consider a quantum cloud consisting of 20 quantum nodes, which are fully connected with capacities randomly chosen from the range (9,19) as illustrated in Fig. 1. We compare the performance at the Nash equilibrium with two resource allocation methods: the Round-Robin algorithm and the Random algorithm. Both use the Kernighan-Lin algorithm to perform partitioning [53]. Round-Robin involves allocating a quantum circuit to each quantum node (indexed from 0 to 19) in a circular order (i.e., a quantum that has previously hosted a quantum circuit will be used again if all quantum nodes have been used). In the Random algorithm, a quantum circuit is assigned to a quantum node chosen randomly. The reason is that these algorithms represent two distinct classes: deterministic and probabilistic, serving as the foundation for various other algorithms. Therefore, we examine various

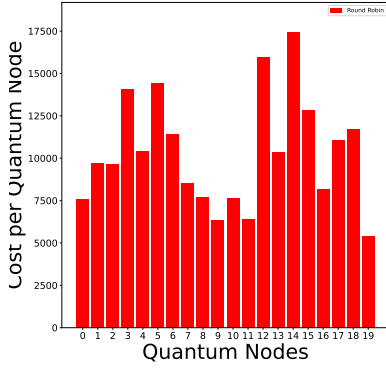
metrics, including the cost per quantum node, the maximum cost, the total system cost, the normalized number of partitions (average partitions divided by the number of circuits, m), and the normalized number of remote gates (average number of remote gates divided by the number of circuits, m).

To solve the optimization problem outlined in (2), we use CVXPY [51], [52] and a linear cost function, as mentioned in III-B.1.

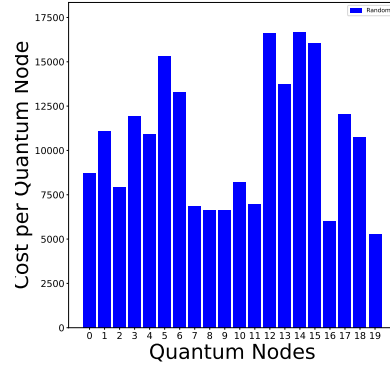
The solution, a matrix M from QC-PRAGM, indicates how to partition the circuits for cost efficiency. The M matrix is utilized in the QC-PRAGM++ Algorithm 1 to generate matrix P , which identifies the combinations of qubits that have the highest number of local gates while allocating partitions to quantum nodes. This matrix P outlines an efficient method for partitioning circuits, focusing on reducing costs and optimizing communication between nodes. We utilize the Kernighan-Lin algorithm [53] from NetworkX to perform partitioning for the random and round-robin algorithms. The Kernighan-Lin algorithm can be applied multiple times depending on the number of partitions needed. In this way, we can find the number of remote gates corresponding to the number of shared edges (gates) between the partition graphs.

A. Simulation Setting

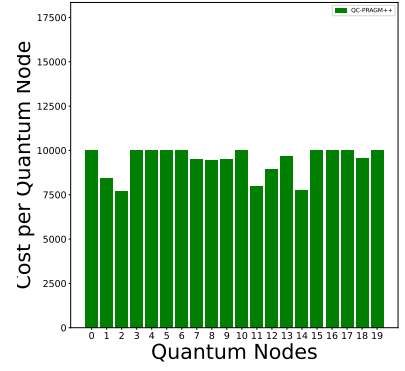
We define the set of our quantum circuit based on the benchmark that the Munich Quantum Toolkit (MQT) [54] proposed. As in [36], we consider m quantum circuits with widths randomly selected from the following ranges: for



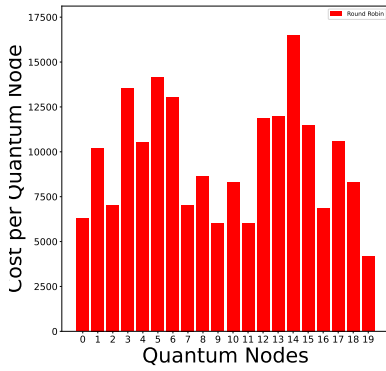
(a) $m = 8$, Round Robin



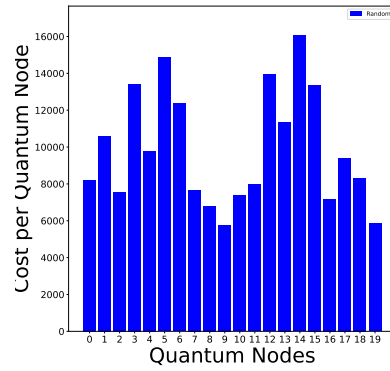
(b) $m = 8$, Random



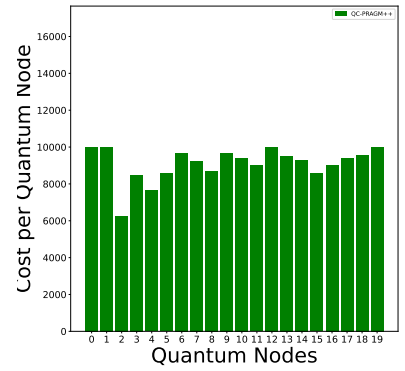
(c) $m = 8$, QC-PRAGM++



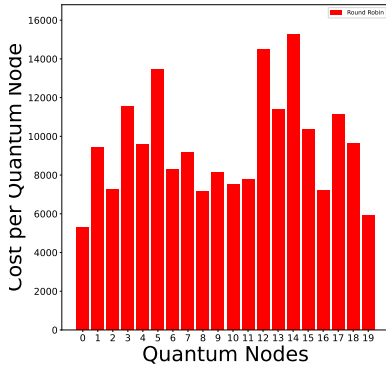
(d) $m = 10$, Round Robin



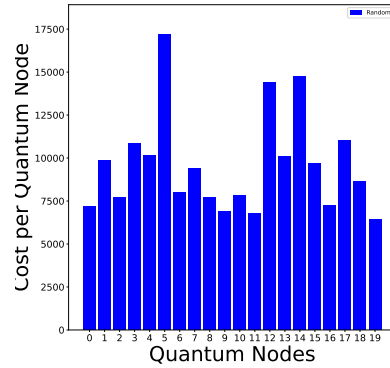
(e) $m = 10$, Random



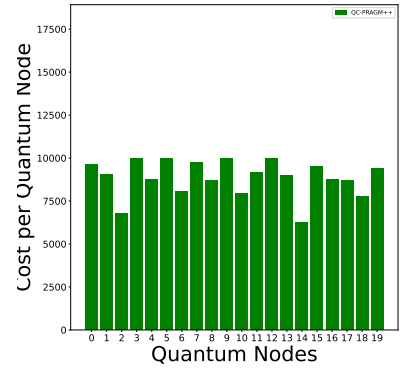
(f) $m = 10$, QC-PRAGM++



(g) $m = 14$, Round Robin



(h) $m = 14$, Random



(i) $m = 14$, QC-PRAGM++

Fig. 5. Comparison of the cost per quantum node under round-robin, random, and QC-PRAGM++, according to the number of circuits m , assuming a fully connected network of 20 nodes. The m quantum circuits are randomly selected from a pool of three distinct types: Quantum Fourier Transform (QFT), Deutsch-Jozsa (DJ), and GHZ state. The widths of these circuits are chosen randomly from the following ranges: for $m = 8$, the width is selected from the interval (30, 40); for $m = 10$, from (23, 33); and for $m = 14$, from (15, 25).

$m = 8$, the width is chosen from (30, 40); for $m = 10$, from (23, 33); and for $m = 14$, from (15, 25). The circuits are randomly drawn from a pool of three distinct types: Quantum Fourier Transform (QFT), Deutsch-Jozsa (DJ), and GHZ state and generated using Networkx [55]. For example, the GHZ

circuit and its graph representation are shown in Fig. 3(a) and Fig. 3(b).

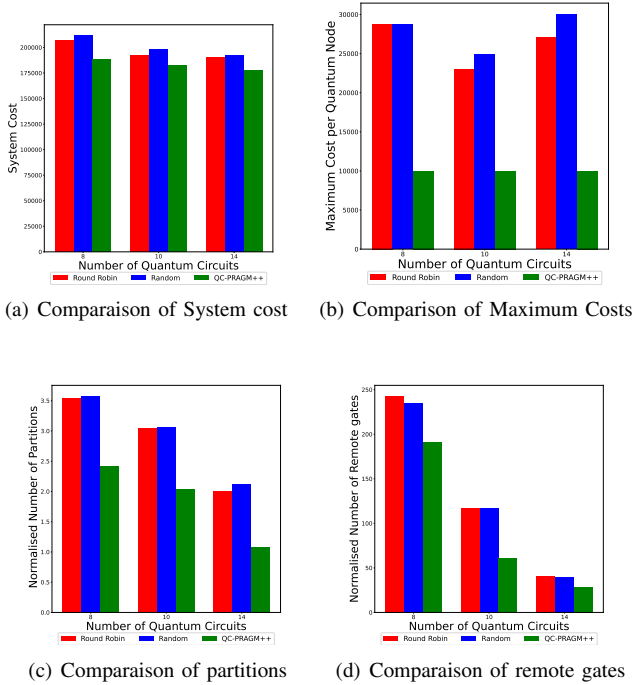


Fig. 6. Variation in system costs, the maximum cost, the number of partitions, and the number of remote gates based on the number of circuits m under Random, round-robin, and our game-theoretic method.

B. Performance evaluation

In Fig. 5, we evaluate the cost per quantum node using QC-PRAGM++ alongside a round-robin and random approach. In Fig. 6, we compare the system cost (Fig. 6(a)), the maximum cost (Fig. 6(b)), the normalized number of partition (Fig. 6(c)) and the normalized number of remote gates (Fig. 6(d)) using a round-robin approach a random algorithm and QC-PRAGM++.

Figure 5 demonstrates that the QC-PRAGM++ effectively minimizes costs at each quantum node compared to both the round-robin approach and the random method. Indeed, we can observe that, unlike the round-robin approach and the random method, the cost per quantum node is generally close to the average in QC-PRAGM++. The reason is that QC-PRAGM++ aims to minimize the total cost, resulting in lower expenses for the quantum nodes. This contrasts the round-robin approach and the random method, which allocate as many resources (qubits) as possible to each quantum node, provided its capacity allows it. This can lead to higher costs for some quantum nodes, particularly those with larger capacities. Consequently, cost spikes are observed on quantum nodes 5, 12, and 15 because they have more capacity than the others.

In Fig. 6(a), QC-PRAGM++ demonstrates superior performance compared to both random and round-robin methods regarding system cost. Indeed, the total system cost is minimized for values of $m = 8, 10$, and 14 when compared to random and round-robin approaches, as shown in Fig. 6(a). In fact, in QC-PRAGM++, the total cost is reduced by 12%, 8%,

and 8% for $m = 8, 10$, and 14 , respectively, when compared to the random algorithm. Additionally, QC-PRAGM++ results in a total cost reduction of 9%, 5%, and 7% for $m = 8, 10$, and 14 , respectively, compared to the round-robin algorithm. This confirms the results observed regarding the variation in costs per node in Fig. 5. Additionally, in Fig. 6(b), QC-PRAGM++ shows a maximum uniform cost for $m = 8, 10$, and 14 , which is significantly lower than both the round robin and random methods. Figures 6(c) and 6(d) illustrate the variation in the normalized number of partitions and remote gates across all scenarios. QC-PRAGM++ improves communication between the nodes, evident in the reduction of both the normalized number of partitions and the normalized number of gates for $m = 8, m = 10$, and $m = 14$. In QC-PRAGM++, circuits are on average partitioned twice, unlike approaches based on random and round robin, which have twice as many partitions. It is because our optimizer looks for vectors with a high number of zeros, i.e. while minimizing the cost, we reduce the number of partitions. QC-PRAGM++ also groups together the qubits with the most local gates.

V. DISCUSSIONS AND LIMITATIONS

So far, quantum algorithms have been executed on a single quantum computer. However, several hardware constraints prevent the implementation of large quantum circuits on a single QPU. Therefore, distributed computing is essential to compete with large-scale computing tasks in quantum cloud environments. In this sense, we recently proposed a network design, Q-Fly [32], inspired by modern supercomputers, [32], [33]. The near-unlimited scaling of multicomputer systems or the size of a data center in the near future makes it even more vital to efficiently utilize these resources. Therefore, efficient resource allocation mechanisms are essential in quantum cloud environments.

This paper proposes a quantum circuit partitioning resource allocation game model (QC-PRAGM) as an exploratory approach to game theory, a powerful and proven mathematical tool in classical cloud computing, for preventing overcharging customers and maximizing resource utilization in quantum clouds. Additionally, to effectively address both costs and communication between nodes, we propose QC-PRAGM++ to maximize the number of local gates in a partition by choosing the optimal combinations of qubits. We demonstrate analytically that clients are charged appropriately (with a total cost at most $\frac{4}{3}$ the optimal cost) while optimizing quantum cloud resources. Further, our simulations indicate that QC-PRAGM++ performs better than random and round robin approaches in terms of the cost per quantum node, total cost, maximum cost, number of partitions, and number of remote gates. However, we have considered using a fully connected network, which has limited scalability. Therefore, we are considering our Q-Fly [32] topology for the future.

ACKNOWLEDGMENT

Grammarly and Wordtune were used to improve the quality of the text.

REFERENCES

- [1] R. Buyya, C. S. Yeo, S. Venugopal, J. Broberg, and I. Brandic, "Cloud computing and emerging it platforms: Vision, hype, and reality for delivering computing as the 5th utility," *Future Gener. Comput. Syst.*, vol. 25, p. 599–616, June 2009.
- [2] B. O. Sane, I. Niang, and D. Fall, "A review of virtualization, hypervisor and VM allocation security: Threats, vulnerabilities, and countermeasures," in *IEEE International Conference on Computational Science and Computational Intelligence (CSCI)*, pp. 1317–1322, 2018.
- [3] P. Mell, T. Grance, *et al.*, "The nist definition of cloud computing," *Computer Security Division, Information Technology Laboratory, National Institute of Standards & Technology, Gaithersburg, MD, USA*, 2011.
- [4] C. Gonzalez, "Cloud based qc with amazon braket," *Digitale Welt*, vol. 5, pp. 14–17, Apr 2021.
- [5] P. J. Karalekas, N. A. Tezak, E. C. Peterson, C. A. Ryan, M. P. Da Silva, and R. S. Smith, "A quantum-classical cloud platform optimized for variational hybrid algorithms," *Quantum Science and Technology*, vol. 5, no. 2, p. 024003, 2020.
- [6] Microsoft, "Azure quantum," 2023. Accessed: 2025-01-20. Available at <https://azure.microsoft.com/en-us/services/quantum>.
- [7] IBM, "IBM quantum computing services," 2023. Accessed: 2025-01-20. Available at <https://quantum-computing.ibm.com/>.
- [8] S. J. Devitt, "Performing quantum computing experiments in the cloud," *Phys. Rev. A*, vol. 94, p. 032329, Sep 2016.
- [9] H. T. Nguyen, M. Usman, and R. Buyya, "Qfaas: A serverless function-as-a-service framework for quantum computing," *Future Generation Computer Systems*, vol. 154, pp. 281–300, 2024.
- [10] M. De Stefano, D. Di Nucci, F. Palomba, D. Taibi, and A. De Lucia, "Towards quantum-algorithms-as-a-service," in *Proceedings of the 1st International Workshop on Quantum Programming for Software Engineering, QP4SE 2022*, (New York, NY, USA), p. 7–10, Association for Computing Machinery, 2022.
- [11] A. Ahmad, M. Waseem, P. Liang, M. Fehmideh, A. A. Khan, D. G. Reichelt, and T. Mikkonen, "Engineering software systems for quantum computing as a service: A mapping study," *arXiv preprint arXiv:2303.14713*, 2023.
- [12] M. Grossi, L. Crippa, A. Aita, G. Bartoli, V. Sammarco, E. Picca, N. Said, F. Tramonto, and F. Mattei, "A serverless cloud integration for quantum computing," *arXiv preprint arXiv:2107.02007*, 2021.
- [13] H. T. Nguyen, P. Krishnan, D. Krishnaswamy, M. Usman, and R. Buyya, "Quantum cloud computing: a review, open problems, and future directions," *arXiv preprint arXiv:2404.11420*, 2024.
- [14] Y. Cao, J. Romero, J. P. Olson, M. Degroote, P. D. Johnson, M. Kieferová, I. D. Kivlichan, T. Menke, B. Peropadre, N. P. Sawaya, *et al.*, "Quantum chemistry in the age of quantum computing," *Chemical reviews*, vol. 119, no. 19, pp. 10856–10915, 2019.
- [15] J. Tilly, H. Chen, S. Cao, D. Picozzi, K. Setia, Y. Li, E. Grant, L. Wossnig, I. Rungger, G. H. Booth, *et al.*, "The variational quantum eigensolver: a review of methods and best practices," *Physics Reports*, vol. 986, pp. 1–128, 2022.
- [16] M. Cerezo, A. Arrasmith, R. Babbush, S. C. Benjamin, S. Endo, K. Fujii, J. R. McClean, K. Mitarai, X. Yuan, L. Cincio, *et al.*, "Variational quantum algorithms," *Nature Reviews Physics*, vol. 3, no. 9, pp. 625–644, 2021.
- [17] S. McArdle, S. Endo, A. Aspuru-Guzik, S. C. Benjamin, and X. Yuan, "Quantum computational chemistry," *Reviews of Modern Physics*, vol. 92, no. 1, p. 015003, 2020.
- [18] H. R. Grimsley, S. E. Economou, E. Barnes, and N. J. Mayhall, "An adaptive variational algorithm for exact molecular simulations on a quantum computer," *Nature communications*, vol. 10, no. 1, p. 3007, 2019.
- [19] P. J. J. O'Malley, R. Babbush, I. D. Kivlichan, J. Romero, J. R. McClean, R. Barends, J. Kelly, P. Roushan, A. Tranter, N. Ding, B. Campbell, Y. Chen, Z. Chen, B. Chiaro, A. Dunsworth, A. G. Fowler, E. Jeffrey, E. Lucero, A. Megrant, J. Y. Mutus, M. Neeley, C. Neill, C. Quintana, D. Sank, A. Vainsencher, J. Wenner, T. C. White, P. V. Coveney, P. J. Love, H. Neven, A. Aspuru-Guzik, and J. M. Martinis, "Scalable quantum simulation of molecular energies," *Phys. Rev. X*, vol. 6, p. 031007, Jul 2016.
- [20] R. Van Meter and K. M. Itoh, "Fast quantum modular exponentiation," *Physical Review A*, vol. 71, p. 052320, May 2005.
- [21] C. Gidney and M. Ekerå, "How to factor 2048 bit RSA integers in 8 hours using 20 million noisy qubits," *Quantum*, vol. 5, p. 433, Apr. 2021.
- [22] M. Amy, O. Di Matteo, V. Gheorghiu, M. Mosca, A. Parent, and J. Schanck, "Estimating the cost of generic quantum pre-image attacks on SHA-2 and SHA-3," in *Selected Areas in Cryptography – SAC 2016* (R. Avanzi and H. Heys, eds.), (Cham), pp. 317–337, Springer International Publishing, 2017.
- [23] Y. Li, Y. Fei, W. Wang, X. Meng, H. Wang, Q. Duan, and Z. Ma, "Quantum random number generator using a cloud superconducting quantum computer based on source-independent protocol," *Scientific Reports*, vol. 11, no. 1, p. 23873, 2021.
- [24] P. Das, S. S. Tannu, P. J. Nair, and M. Qureshi, "A case for multi-programming quantum computers," in *Proceedings of the 52nd Annual IEEE/ACM International Symposium on Microarchitecture, MICRO '52*, (New York, NY, USA), p. 291–303, Association for Computing Machinery, 2019.
- [25] Y. Ohkura, T. Satoh, and R. Van Meter, "Simultaneous execution of quantum circuits on current and near-future NISQ systems," *IEEE Transactions on Quantum Engineering*, vol. 3, pp. 1–10, 2022.
- [26] J. Kim *et al.*, "System design for large-scale ion trap quantum information processor," *Quantum Information and Computation*, vol. 5, no. 7, pp. 515–537, 2005.
- [27] R. D. Van Meter III, *Architecture of a Quantum Multicomputer Optimized for Shor's Factoring Algorithm*. PhD thesis, Keio University, 2006. available as arXiv:quant-ph/0607065.
- [28] J. Ang, G. Carini, Y. Chen, I. Chuang, M. DeMarco, S. Economou, A. Eickbusch, A. Faraon, K.-M. Fu, S. Girvin, M. Hatridge, A. Houck, P. Hilaire, K. Krsulich, A. Li, C. Liu, Y. Liu, M. Martonosi, D. McKay, J. Misewich, M. Ritter, R. Schoelkopf, S. Stein, S. Sussman, H. Tang, W. Tang, t. tomes, N. Tubman, C. Wang, N. Wiebe, Y. Yao, D. Yost, and Y. Zhou, "Arquin: Architectures for multinode superconducting quantum computers," *ACM Transactions on Quantum Computing*, vol. 5, pp. 1–59, Sep 2024.
- [29] D. Barral, F. J. Cardama, G. Díaz-Camacho, D. Faílde, I. F. Llovo, M. Mussa-Juane, J. Vázquez-Pérez, J. Villasuso, C. Piñeiro, N. Costas, J. C. Pichel, T. F. Pena, and A. Gómez, "Review of distributed quantum computing: From single qpu to high performance quantum computing," *Computer Science Review*, vol. 57, p. 100747, 2025.
- [30] J. Eisert, K. Jacobs, P. Papadopoulos, and M. Plenio, "Optimal local implementation of nonlocal quantum gates," *Physical Review A*, vol. 62, no. 5, p. 52317, 2000.
- [31] D. Main, P. Drmota, D. Nadlinger, E. Ainley, A. Agrawal, B. Nichol, R. Srinivas, G. Araneda, and D. Lucas, "Distributed quantum computing across an optical network link," *Nature*, pp. 1–6, 2025.
- [32] D. Sakuma, A. Taherkhani, T. Tsuno, T. Sasaki, H. Shimizu, K. Teramoto, A. Todd, Y. Ueno, M. Hajdušek, R. Ikuta, R. V. Meter, and S. Nagayama, "An optical interconnect for modular quantum computers," *arXiv preprint arXiv:2412.09299*, 2024.
- [33] J. Kim, W. Dally, S. Scott, and D. Abts, "Cost-efficient dragonfly topology for large-scale systems," *IEEE micro*, vol. 29, no. 1, pp. 33–40, 2009.
- [34] A. Downey, "A parallel workload model and its implications for processor allocation," in *Proceedings. The Sixth IEEE International Symposium on High Performance Distributed Computing (Cat. No. 97TB100183)*, pp. 112–123, 1997.
- [35] V. Jalaparti and G. D. Nguyen, "Cloud resource allocation games," *Technical Report*, 03 2019. <https://www.ideals.illinois.edu/items/17505>.
- [36] S. Bahrani, R. D. Oliveira, J. M. Parra-Ullauri, R. Wang, and D. Simeonidou, "Resource management and circuit scheduling for distributed quantum computing interconnect networks," *arXiv preprint arXiv:2409.12675*, 2024.
- [37] Y. Han, J. Chan, T. Alpcan, and C. Leckie, "Virtual machine allocation policies against co-resident attacks in cloud computing," in *2014 IEEE International Conference on Communications (ICC)*, pp. 786–792, IEEE, 2014.
- [38] T. Başar and G. J. Olsder, *Dynamic noncooperative game theory*. Society for Industrial and Applied Mathematics (SIAM), 1998.
- [39] M. Maschler, S. Zamir, and E. Solan, *Game theory*. Cambridge University Press, 2020.
- [40] W. Lin, J. Z. Wang, C. Liang, and D. Qi, "A threshold-based dynamic resource allocation scheme for cloud computing," *Procedia Engineering*, vol. 23, pp. 695 – 703, 2011. PEEA 2011.

- [41] D. M. Kreps, *Game theory and economic modelling*. Oxford University Press, 1990.
- [42] Y. Han, J. Chan, T. Alpcan, and C. Leckie, "Using virtual machine allocation policies to defend against co-resident attacks in cloud computing," *IEEE Transactions on Dependable and Secure Computing*, vol. 14, pp. 95–108, Jan 2017.
- [43] H. Zhao and W. Chenyu, "A dynamic dispatching method of resource based on particle swarm optimization for cloud computing environment," in *2013 10th Web Information System and Application Conference*, pp. 351–354, IEEE, 2013.
- [44] B. O. Sané, M. Ba, D. Fall, Y. Taenaka, I. Niang, and Y. Kadobayashi, "Interdependency attack-aware secure and performant virtual machine allocation policies with low attack efficiency and coverage," *IEEE Access*, vol. 12, pp. 74944–74960, 2024.
- [45] H. Kunreuther and H. Kunreuther, "Interdependent security: The case of identical agents," *Journal of Risk and Uncertainty*, vol. 26, p. 2003, 2002.
- [46] B. O. Sane, C. S. M. Babou, D. Fall, and I. Niang, "A survey of game theoretic solutions for cloud computing security issues," in *Springer Innovations and Interdisciplinary Solutions for Underserved Areas* (G. Bassioni, C. M. Kebe, A. Gueye, and A. Ndiaye, eds.), (Cham), pp. 1–12, Springer International Publishing, 2019.
- [47] B. O. Sané, M. Ba, D. Fall, S. Kashiara, Y. Taenaka, I. Niang, and Y. Kadobayashi, "Solving the interdependency problem: A secure virtual machine allocation method relying on the attacker's efficiency and coverage," in *20th IEEE/ACM International Symposium on Cluster, Cloud and Internet Computing, CCGRID 2020, Melbourne, Australia, May 11-14, 2020*, pp. 440–449, IEEE, 2020.
- [48] R. Van Meter and J. Touch, "Designing quantum repeater networks," *IEEE Communications Magazine*, vol. 51, no. 8, pp. 64–71, 2013.
- [49] T. Roughgarden and E. Tardos, "How bad is selfish routing?," *J. ACM*, vol. 49, p. 236–259, Mar. 2002.
- [50] F. Bach, R. Jenatton, J. Mairal, G. Obozinski, *et al.*, "Convex optimization with sparsity-inducing norms," *Optimization for machine learning*, vol. 5, no. 19-53, p. 8, 2011.
- [51] S. Diamond and S. Boyd, "CVXPY: A Python-embedded modeling language for convex optimization," *Journal of Machine Learning Research*, vol. 17, no. 83, pp. 1–5, 2016.
- [52] A. Agrawal, R. Verschuere, S. Diamond, and S. Boyd, "A rewriting system for convex optimization problems," *Journal of Control and Decision*, vol. 5, no. 1, pp. 42–60, 2018.
- [53] B. W. Kernighan and S. Lin, "An efficient heuristic procedure for partitioning graphs," *The Bell System Technical Journal*, vol. 49, no. 2, pp. 291–307, 1970.
- [54] R. Wille, L. Berent, T. Forster, J. Kunasaikaran, K. Mato, T. Peham, N. Quetschlich, D. Rovara, A. Sander, L. Schmid, D. Schoenberger, Y. Stade, and L. Burgholzer, "The MQT handbook: A summary of design automation tools and software for quantum computing," in *IEEE International Conference on Quantum Software (QSW)*.
- [55] A. A. Hagberg, D. A. Schult, and P. J. Swart, "Exploring network structure, dynamics, and function using NETWORKX," in *Proceedings of the 7th Python in Science Conference* (G. Varoquaux, T. Vaught, and J. Millman, eds.), (Pasadena, CA USA), pp. 11 – 15, 2008.