

# Modular Debiasing: A Robust Method for Quantum Randomness Extraction

Eduardo Gueron

CMCC - Universidade Federal do ABC, Santo André, SP, Brazil

We propose a novel modular debiasing technique applicable to any discrete random source, addressing the fundamental challenge of reliably extracting high-quality randomness from inherently imperfect physical processes. The method involves summing the outcomes of multiple independent trials from a biased source and reducing the sum modulo the number of possible outcomes,  $m$ . We provide a rigorous theoretical framework, utilizing probability generating functions and roots of unity, demonstrating that this simple operation guarantees the exponential convergence of the output distribution to the ideal uniform distribution over  $\{0, 1, \dots, m - 1\}$ . A key theoretical result is the method's remarkable robustness: convergence is proven for any initial bias (provided all outcomes have non-zero probability) and, crucially, is maintained even under non-stationary conditions or time-dependent noise, which are common in physical systems. Analytical bounds quantify this exponential rate of convergence, and are empirically validated by numerical simulations. This technique's simplicity, strong theoretical guarantees, robustness, and data efficiency make it particularly well-suited for practical implementation in quantum settings, such as spatial photon-detection-based Quantum Random Number Generators (QRNGs), offering an efficient method for extracting high-quality randomness resilient to experimental imperfections. This work contributes a valuable tool to the field of Quantum Information Science.

## 1 Introduction

Random numbers are a fundamental resource in numerous scientific, technological, and security applications, ranging from numerical simulations (e.g., Monte Carlo methods) and statistical sampling to cryptography, secure communication protocols, and the foundational tests of quantum mechanics [1]. The concept of randomness, its generation, and its reliable extraction from physical processes are central problems in information theory [2] and have deep connections to physics. Applications requiring true unpredictability and strong security guarantees rely on True Random Number Generators (TRNGs) that extract randomness from inherently unpredictable physical phenomena [3]. Standards for entropy sources in TRNGs have been developed to ensure quality [4]. Quantum Random Number Generators (QRNGs), leveraging the intrinsic randomness of quantum mechanics, represent the ultimate source of true randomness, offering strong security assurances rooted in the laws of physics [5, 6] and playing a key role in Quantum Information Science.

Eduardo Gueron: [eduardo.gueron@ufabc.edu.br](mailto:eduardo.gueron@ufabc.edu.br)

A significant challenge in realizing high-quality TRNGs, particularly those based on physical and quantum sources, is that the raw output is often biased, non-uniformly distributed, or contaminated by classical noise arising from experimental imperfections or environmental factors. Extracting truly random bits with strong guarantees from such "weak" or biased physical sources requires robust post-processing techniques known as randomness extractors or debiasing methods [7, 8, 9]. These methods aim to produce nearly uniform random bits from sources with limited or unknown entropy. Conventional debiasing approaches, such as the well-known von Neumann method [10, 11] or schemes based on Markov chains [12], often suffer from limitations like discarding significant data, requiring prior source characterization, or being sensitive to non-stationarity and correlations. The development of efficient and robust randomness extraction techniques is a central topic not only in theoretical computer science and cryptography [13, 14] but also of critical importance for practical implementations in physics and Quantum Information Science. There is a continuous need for debiasing techniques that are simple, data-efficient, theoretically well-founded, and inherently robust to unknown or time-varying biases prevalent in physical random number generators.

In this article, we propose a simple and elegant modular debiasing technique for discrete random sources. To the best of our knowledge, this method, based on summing outcomes modulo the number of outcomes  $m$ , represents a new approach to debiasing discrete random sources applicable to any discrete random source with  $m$  possible outcomes. The method is conceptually simple: it involves summing the results of multiple independent drawings from the biased source and taking the sum modulo  $m$ . We provide a rigorous theoretical framework to analyze this method, based on probability generating functions and the properties of roots of unity. Our analysis demonstrates that this simple operation effectively removes arbitrary bias, providing a proof of exponential convergence of the output distribution to a nearly perfect uniform distribution over  $\{0, 1, \dots, m - 1\}$  as the number of aggregated outcomes  $N$  increases. Crucially, a key result of our work is the proof that this convergence holds regardless of the specific initial bias (as long as all outcomes have a non-zero probability) and, importantly, is remarkably robust to non-stationary probability distributions and noise, addressing a major challenge for real-world physical sources. We also derive quantitative error bounds that precisely quantify this exponential rate of convergence, governed by the spectral properties of the source distribution. These strong theoretical guarantees and the proven robustness distinguish our method.

This modular debiasing technique, with its simplicity, efficiency, and robust theoretical foundation, is particularly well-suited for practical applications in Quantum Information Science and the development of Quantum Technologies, specifically in the context of building high-quality QRNGs. We demonstrate how it can be readily applied to QRNG schemes based on the spatial detection of single photons [15, 16], where detected photon locations are mapped to discrete outcomes. The inherent robustness of our method means that QRNGs utilizing this technique would be resilient to common experimental imperfections like non-uniform illumination or detector efficiency variations, simplifying their implementation and calibration while maintaining a high rate of randomness extraction. This provides a practical pathway to realizing robust and efficient quantum random number generation.

The remainder of this article is organized as follows. In Section 2, we introduce the modular debiasing method for discrete sources. Section 3 presents the theoretical framework and the proof of convergence for independent and identically distributed sources. In Section 4, we extend the analysis to show the robustness of the method against non-stationary biases and noise. Section 5 derives the error bounds and quantifies the rate of convergence.

Numerical validation of our theoretical results is presented in Section 6. In Section 7, we discuss the application of the modular debiasing technique to practical QRNGs based on spatial photon detection, and implications are discussed in the Conclusion.

## 2 Modular Arithmetic as a Debiasing Technique for Discrete Sources

Random number generators (RNGs) are essential tools in numerous scientific and technological applications, including numerical simulations, secure communication, and cryptographic protocols. While classical pseudo-RNGs are deterministic, True Random Number Generators (TRNGs) rely on inherently unpredictable physical processes [3, 5]. However, obtaining perfectly uniform output directly from physical sources is often challenging due to intrinsic biases, environmental noise, or imperfections in the measurement apparatus. This necessitates efficient and robust post-processing techniques to extract high-quality, nearly perfectly uniform random sequences from biased raw data. Conventional debiasing methods [10, 17, 12, 7, 8, 9] often suffer from limitations such as discarding a significant amount of data or struggling to handle non-stationary or unknown biases.

Consider a discrete random source that generates outcomes from a set of  $m$  possible values, which without loss of generality we label as  $\{0, 1, \dots, m - 1\}$ . Let  $r_j$  denote the outcome of the  $j$ -th drawing from this source. The source is characterized by the probabilities  $p_k = P(r_j = k)$  for  $k \in \{0, 1, \dots, m - 1\}$ , where  $\sum_{k=0}^{m-1} p_k = 1$ . For a biased source, these probabilities are not equal, i.e.,  $p_k \neq 1/m$  for at least one  $k$ . Furthermore, in many practical scenarios, these probabilities might not be constant over time (non-stationary) or independent from one drawing to the next, making conventional debiasing methods less effective or data-inefficient.

We propose a simple yet powerful debiasing technique based on modular arithmetic. The core idea is to aggregate the randomness from multiple outcomes by summing them, and then reducing the sum modulo  $m$ . Specifically, we consider a sequence of  $N$  independent drawings  $r_1, r_2, \dots, r_N$  from the biased source. We compute a final outcome  $r_f$  as the sum of these  $N$  results, taken modulo  $m$ :

$$r_f \equiv \sum_{j=1}^N r_j \pmod{m} \quad (1)$$

The result  $r_f$  is an integer in the set  $\{0, 1, \dots, m - 1\}$ . In practice, this operation involves summing the outcomes sequentially and, each time the sum exceeds or equals  $m$ , subtracting  $m$  (or, more generally, taking the remainder of the running sum upon division by  $m$ ).

Our central claim is that, under mild conditions (namely, that every outcome  $k \in \{0, 1, \dots, m - 1\}$  has a non-zero probability of being generated by the source,  $p_k > 0$  for all  $k$ ), as the number of aggregated outcomes  $N$  increases, the probability distribution of  $r_f$  converges rapidly to a uniform distribution over  $\{0, 1, \dots, m - 1\}$ . That is, for any  $k \in \{0, 1, \dots, m - 1\}$ :

$$\lim_{N \rightarrow \infty} P(r_f \equiv k \pmod{m}) = \frac{1}{m} \quad (2)$$

Crucially, this convergence occurs regardless of the specific values of the probabilities  $p_k$  and, as we will show, is robust even if the probabilities  $p_k$  change between drawings.

### 3 Theoretical Framework for Convergence

To demonstrate the convergence stated in Eq. 2, we employ the method of probability generating functions (PGFs) in conjunction with the properties of roots of unity. This approach is particularly well-suited for analyzing the distribution of sums of independent random variables [18].

Let  $X$  be a random variable representing the outcome of a single drawing from the  $m$ -sided die, with probabilities  $P(X = k) = p_k$  for  $k \in \{0, 1, \dots, m-1\}$ . The probability generating function for  $X$  is given by:

$$G_X(t) = \sum_{k=0}^{m-1} p_k t^k \quad (3)$$

Now consider the sum of  $N$  independent and identically distributed (IID) random variables,  $S_N = X_1 + X_2 + \dots + X_N$ , where each  $X_j$  has the same distribution as  $X$ . The generating function for the sum  $S_N$  is the product of the individual generating functions:

$$G_{S_N}(t) = [G_X(t)]^N = \left( \sum_{k=0}^{m-1} p_k t^k \right)^N \quad (4)$$

The coefficient of  $t^s$  in  $G_{S_N}(t)$  is the probability  $P(S_N = s)$ . We are interested in the probability that  $S_N$  is congruent to  $k$  modulo  $m$ , i.e.,  $P(S_N \equiv k \pmod{m})$ . This is the sum of probabilities  $P(S_N = s)$  for all  $s$  such that  $s \equiv k \pmod{m}$ .

A standard technique to extract the sum of coefficients whose powers are congruent modulo  $m$  involves using the  $m$ -th roots of unity. Let  $\omega = e^{2\pi i/m}$  be a primitive  $m$ -th root of unity. We utilize the orthogonality property of roots of unity:

$$\frac{1}{m} \sum_{j=0}^{m-1} (\omega^a)^j = \frac{1}{m} \sum_{j=0}^{m-1} \omega^{aj} = \begin{cases} 1, & a \equiv 0 \pmod{m} \\ 0, & a \not\equiv 0 \pmod{m} \end{cases} \quad (5)$$

Using this property, the probability  $P(S_N \equiv k \pmod{m})$  can be obtained by evaluating  $G_{S_N}(t)$  at the  $m$ -th roots of unity:

$$P(S_N \equiv k \pmod{m}) = \sum_{s \equiv k \pmod{m}} P(S_N = s) \quad (6)$$

$$= \sum_{s \equiv k \pmod{m}} [t^s] G_{S_N}(t) \quad (7)$$

$$= \frac{1}{m} \sum_{j=0}^{m-1} \omega^{-jk} G_{S_N}(\omega^j) \quad (8)$$

Substituting Eq. 4 into Eq. 8, we get the exact probability distribution of the modular sum after  $N$  trials:

$$P(r_f \equiv k \pmod{m}) = \frac{1}{m} \sum_{j=0}^{m-1} \omega^{-jk} \left( \sum_{l=0}^{m-1} p_l \omega^{jl} \right)^N \quad (9)$$

This equation gives the probability of obtaining each residue  $k \in \{0, 1, \dots, m-1\}$  after summing  $N$  independent outcomes modulo  $m$ .

## Convergence and Asymptotic Analysis

We now analyze the behavior of the probability distribution of the modular sum as the number of aggregated outcomes  $N \rightarrow \infty$ . The probability  $P(r_f \equiv k \pmod{m})$  is given by Eq. 9:

$$P(r_f \equiv k \pmod{m}) = \frac{1}{m} \sum_{j=0}^{m-1} \omega^{-jk} \left( \sum_{l=0}^{m-1} p_l \omega^{jl} \right)^N$$

Let's focus on the term inside the power,

$$A_j = \sum_{l=0}^{m-1} p_l \omega^{jl}.$$

This term is essentially a component of the Discrete Fourier Transform of the probability distribution  $\{p_l\}$ .

For  $j = 0$ ,  $\omega^0 = 1$ , so

$$A_0 = \sum_{l=0}^{m-1} p_l (1)^l = \sum_{l=0}^{m-1} p_l = 1$$

For  $j \in \{1, 2, \dots, m-1\}$ ,

$$A_j = \sum_{l=0}^{m-1} p_l \omega^{jl}$$

is a sum of complex numbers  $p_l \omega^{jl}$ . We also have that

$$|p_l \omega^{jl}| = p_l |\omega^{jl}| = p_l \quad (\text{since } |\omega^{jl}| = 1)$$

. Therefore, by triangular identity

$$|A_j| = \left| \sum_{l=0}^{m-1} p_l \omega^{jl} \right| \leq \sum_{l=0}^{m-1} |p_l \omega^{jl}| = 1.$$

Equality holds only if all terms  $p_l \omega^{jl}$  with  $p_l > 0$  have the exact same phase.

Under the condition that  $p_k > 0$  for all  $k \in \{0, 1, \dots, m-1\}$ , all  $p_l$  are positive. For  $j \in \{1, \dots, m-1\}$ , the complex numbers  $\omega^{jl}$  for  $l = 0, 1, \dots, m-1$  are distinct  $m$ -th roots of unity (or repeat in a cycle if  $\gcd(j, m) > 1$ , but they still form a set of points on the unit circle). Since the corresponding phases  $\frac{2\pi jl}{m}$  are different for different values of  $l$  (specifically,  $\frac{2\pi j \cdot 0}{m} = 0$  and  $\frac{2\pi j \cdot 1}{m} = \frac{2\pi j}{m} \neq 0 \pmod{2\pi}$  for  $j \in \{1, \dots, m-1\}$ ), the terms  $p_l \omega^{jl}$  (all having positive magnitudes  $p_l$ ) point in different directions in the complex plane. Their sum  $A_j$  therefore results from vectors partially canceling each other. Consequently, the magnitude  $|A_j|$  is strictly less than the sum of their magnitudes:  $|A_j| < \sum_{l=0}^{m-1} p_l = 1$  for  $j \in \{1, 2, \dots, m-1\}$ .

Now we consider the limit as  $N \rightarrow \infty$  for each term  $(A_j)^N$  in the sum for  $P(r_f \equiv k \pmod{m})$ . If a complex number  $A_j$  has magnitude  $|A_j| < 1$ , its power  $A_j^N$  converges to 0 as  $N \rightarrow \infty$ . If  $|A_j| = 1$ , its magnitude remains 1.

$$\lim_{N \rightarrow \infty} (A_j)^N = \begin{cases} 1, & \text{for } j = 0 \quad (\text{since } A_0 = 1) \\ 0, & \text{for } j \in \{1, 2, \dots, m-1\} \quad (\text{since } |A_j| < 1) \end{cases}$$

Substituting these limits back into the expression for  $P(r_f \equiv k \pmod{m})$ , only the term corresponding to  $j = 0$  survives:

$$\begin{aligned} \lim_{N \rightarrow \infty} P(r_f \equiv k \pmod{m}) &= \frac{1}{m} \left( \omega^{-0k} \lim_{N \rightarrow \infty} (A_0)^N + \sum_{j=1}^{m-1} \omega^{-jk} \lim_{N \rightarrow \infty} (A_j)^N \right) \\ &= \frac{1}{m} \left( 1 \cdot 1 + \sum_{j=1}^{m-1} \omega^{-jk} \cdot 0 \right) = \frac{1}{m} \end{aligned}$$

This proves that, as the number of aggregated outcomes  $N$  increases, the probability distribution of the modular sum  $r_f$  converges to the uniform distribution over  $\{0, 1, \dots, m-1\}$ .

## 4 Extension to Non-Stationary and Noisy Sources

The analysis in Section 3 assumed that the source was independent and identically distributed (IID), meaning the probabilities  $p_k$  for each outcome were constant across all  $N$  trials. However, real-world physical sources of randomness, including quantum ones [5, 19], can exhibit non-stationarity or be affected by time-dependent noise, causing the underlying probabilities to fluctuate from one drawing to the next. A significant advantage of the modular debiasing method is its inherent robustness to such variations, a desirable property for practical randomness extractors [9, 7, 8, 14, 13].

Consider a sequence of  $N$  independent drawings, where the probability distribution for the  $j$ -th drawing is given by  $\{p_0^{(j)}, p_1^{(j)}, \dots, p_{m-1}^{(j)}\}$ . Let  $X_j$  be the random variable representing the outcome of the  $j$ -th trial, with  $P(X_j = k) = p_k^{(j)}$ . We assume that for each trial  $j$ , all outcomes remain possible, meaning  $p_k^{(j)} > 0$  for all  $k \in \{0, 1, \dots, m-1\}$ . The generating function for the  $j$ -th trial is  $G_j(t) = \sum_{k=0}^{m-1} p_k^{(j)} t^k$ .

The sum of  $N$  such independent, but not necessarily identically distributed, random variables is  $S_N = X_1 + X_2 + \dots + X_N$ . The generating function for the sum  $S_N$  is the product of the individual generating functions:

$$G_{S_N}(t) = \prod_{j=1}^N G_j(t) = \prod_{j=1}^N \left( \sum_{l=0}^{m-1} p_l^{(j)} t^l \right) \quad (10)$$

To find the probability of the modular sum  $r_f \equiv S_N \pmod{m}$  being equal to  $k$ , we again use the roots of unity method (Eq. 8):

$$P(r_f \equiv k \pmod{m}) = \frac{1}{m} \sum_{r=0}^{m-1} \omega^{-rk} G_{S_N}(\omega^r) = \frac{1}{m} \sum_{r=0}^{m-1} \omega^{-rk} \prod_{j=1}^N G_j(\omega^r) \quad (11)$$

where  $\omega = e^{2\pi i/m}$ .

Now we analyze the asymptotic behavior of the product term  $\prod_{j=1}^N G_j(\omega^r)$  as  $N \rightarrow \infty$ . For  $r = 0$ ,  $G_j(\omega^0) = G_j(1) = \sum_{l=0}^{m-1} p_l^{(j)} = 1$  for all  $j$ . Thus, the term for  $r = 0$  in the sum in Eq. 11 is  $\frac{1}{m} \omega^{-0k} \prod_{j=1}^N 1 = \frac{1}{m}$ .

For  $r \in \{1, 2, \dots, m-1\}$ , we consider the magnitude of  $G_j(\omega^r) = \sum_{l=0}^{m-1} p_l^{(j)} \omega^{rl}$ . Similar to the IID case, the magnitude  $|G_j(\omega^r)| \leq 1$ . Under the assumption that  $p_k^{(j)} > 0$  for all  $k \in \{0, \dots, m-1\}$  for each trial  $j$ , we have  $|G_j(\omega^r)| < 1$  for each  $j$  and for each  $r \in \{1, \dots, m-1\}$ .

The convergence of the product  $\prod_{j=1}^N G_j(\omega^r)$  to 0 as  $N \rightarrow \infty$  depends on whether the magnitudes  $|G_j(\omega^r)|$  are sufficiently bounded away from 1 over the sequence of trials. If, for each  $r \in \{1, \dots, m-1\}$ , there exists a number  $\rho_r < 1$  and an integer  $N_0$  such that for all  $N > N_0$ ,  $\left| \prod_{j=N_0+1}^N G_j(\omega^r) \right|^{1/(N-N_0)} \leq \rho_r$  (related to the geometric mean of the magnitudes), then the product converges to 0. A simpler condition that guarantees convergence to zero is if there is a uniform bound  $|G_j(\omega^r)| \leq \rho < 1$  for all  $j$  and  $r \in \{1, \dots, m-1\}$ . Even without a uniform bound, if the magnitudes are bounded away from 1 "on average" such that  $\sum_{j=1}^{\infty} (1 - |G_j(\omega^r)|)$  diverges for each  $r \neq 0$ , the product converges to 0.

Taking the limit  $N \rightarrow \infty$  in Eq. 11:

$$\lim_{N \rightarrow \infty} P(r_f \equiv k \pmod{m}) = \frac{1}{m} \left( \omega^{-0k} \lim_{N \rightarrow \infty} \prod_{j=1}^N G_j(\omega^0) + \sum_{r=1}^{m-1} \omega^{-rk} \lim_{N \rightarrow \infty} \prod_{j=1}^N G_j(\omega^r) \right) \quad (12)$$

$$= \frac{1}{m} \left( 1 \cdot 1 + \sum_{r=1}^{m-1} \omega^{-rk} \cdot 0 \right) = \frac{1}{m} \quad (13)$$

This demonstrates the remarkable robustness of the modular debiasing technique: the output distribution converges to uniformity even if the source probabilities are non-stationary or affected by noise, as long as all outcomes  $k \in \{0, \dots, m-1\}$  have a positive probability at each step  $j$ .

## 5 Error Bounds and Rate of Convergence

While Section 4 demonstrated the robustness of the modular debiasing technique to non-stationary sources and noise, understanding the speed at which convergence occurs is also critical for practical applications. In this section, we derive error bounds to quantify the rate at which the debiased distribution approaches uniformity, focusing primarily on the case of independent and identically distributed (IID) sources for analytical clarity. The probability distribution of the modular sum after  $N$  independent and identically distributed (IID) trials is given by Eq. 9:

$$P(r_f \equiv k \pmod{m}) = \frac{1}{m} \sum_{j=0}^{m-1} \omega^{-jk} \left( \sum_{l=0}^{m-1} p_l \omega^{jl} \right)^N = \frac{1}{m} \sum_{j=0}^{m-1} \omega^{-jk} (A_j)^N$$

where  $A_j = \sum_{l=0}^{m-1} p_l \omega^{jl}$ . We know  $A_0 = 1$ . For  $j \in \{1, \dots, m-1\}$ ,  $|A_j| < 1$  (assuming  $p_k > 0$  for all  $k$ ).

The deviation from the uniform probability  $1/m$  for a specific outcome  $k$  is:

$$\left| P(r_f \equiv k \pmod{m}) - \frac{1}{m} \right| = \left| \frac{1}{m} \sum_{j=1}^{m-1} \omega^{-jk} (A_j)^N \right| \quad (14)$$

$$\leq \frac{1}{m} \sum_{j=1}^{m-1} |\omega^{-jk}| |A_j|^N \quad (15)$$

$$= \frac{1}{m} \sum_{j=1}^{m-1} |A_j|^N \quad (16)$$

Let  $\rho = \max_{j \in \{1, \dots, m-1\}} |A_j|$ . Since  $|A_j| < 1$  for all  $j \in \{1, \dots, m-1\}$ , we have  $\rho < 1$ . The error bound can then be written as:

$$\left| P(r_f \equiv k \pmod{m}) - \frac{1}{m} \right| \leq \frac{m-1}{m} \rho^N \quad (17)$$

This inequality shows that the deviation from uniformity for any outcome  $k$  decays exponentially with the number of trials  $N$ . The base of the exponentiation,  $\rho$ , is determined by the maximum magnitude of the non-zero Fourier components of the probability distribution  $\{p_k\}$ . A smaller  $\rho$  implies faster convergence.  $\rho$  is always less than 1 as long as  $p_k > 0$  for all  $k$ .

The rate of convergence is therefore dictated by  $\rho^N$ . To calculate  $\rho$ , we need to find the maximum of  $|A_j| = \left| \sum_{l=0}^{m-1} p_l \omega^{jl} \right|$  for  $j \in \{1, \dots, m-1\}$ .  $|A_j|$  can be computed from the probabilities  $\{p_l\}$  as

$$|A_j| = \sqrt{\left( \sum_{l=0}^{m-1} p_l \cos\left(\frac{2\pi jl}{m}\right) \right)^2 + \left( \sum_{l=0}^{m-1} p_l \sin\left(\frac{2\pi jl}{m}\right) \right)^2}.$$

Let's illustrate the concept of  $\rho$  with a simple case. Consider  $m = 6$  and a biased source with probabilities  $p_0 = 0.8$  and  $p_k = 0.04$  for  $k = 1, \dots, 5$ . For  $m = 6$ ,  $\omega = e^{2\pi i/6}$ .  $A_j = 0.8\omega^{j \cdot 0} + 0.04 \sum_{l=1}^5 \omega^{jl} = 0.8 + 0.04(-1)$  for  $j \in \{1, \dots, 5\}$ , since  $\sum_{l=0}^5 \omega^{jl} = 0$  for  $j \not\equiv 0 \pmod{6}$ . Thus,  $A_j = 0.8 - 0.04 = 0.76$  for  $j \in \{1, \dots, 5\}$ . The magnitude  $|A_j|$  is simply 0.76 for all  $j \in \{1, \dots, 5\}$ . In this example,  $\rho = \max_{j \in \{1, \dots, 5\}} |A_j| = 0.76$ . The error would decay as  $(0.76)^N$ . This illustrates how a strongly biased distribution can lead to  $\rho$  close to 1, resulting in slower (but still exponential) convergence compared to a nearly uniform distribution, and  $\rho$  is always less than 1 as long as all  $p_k > 0$ .

The exponential decay with base  $\rho < 1$  guarantees rapid convergence to uniformity in the IID case. For the non-stationary case, the convergence rate is related to the decay rate of the product  $\prod_{j=1}^N G_j(\omega^r)$ , which, under reasonable assumptions about the probability sequences, is also exponential, governed by the average behavior of  $|G_j(\omega^r)|$ .

## 6 Numerical Validation

To numerically validate the theoretical predictions presented in Sections 3 through 5, we performed extensive simulations of the modular debiasing process for various scenarios, including different levels of initial bias and both stationary and non-stationary probability distributions. The simulations were conducted using an adapted Python script, which generated sequences of raw outcomes based on defined probability distributions, applied the modular summation for various block sizes  $N$ , and calculated relevant statistical metrics for the resulting debiased output. For each value of  $N$  in the metric plots, the output distribution was estimated from a large number of simulated blocks (20,000 or 40,000), ensuring sufficient statistical accuracy. The proportion evolution plots are based on simulating several thousand blocks (5,000 or more) for each  $N$  in the specified range.

We tested four representative scenarios:

1. **IID Strong Bias (m=10, p0=0.8)**: A stationary source with  $m = 10$ , where the probability of outcome 0 is  $p_0 = 0.8$ , and the remaining probability (0.2) is distributed uniformly among the other 9 outcomes. The theoretical parameter  $\rho$  for this scenario was calculated to be approximately 0.7778.



2. **Non-Stationary Random Noise (m=3)**: A non-stationary source with  $m = 3$ , where the probabilities fluctuate randomly around a biased mean  $[0.7, 0.2, 0.1]$  at each trial.
3. **IID Extreme Bias (m=21, p0=0.9)**: A stationary source with  $m = 21$ , representing a highly biased case where  $p_0 = 0.9$ , and the remaining 0.1 is distributed uniformly among the other 20 outcomes. The theoretical parameter  $\rho$  for this scenario was calculated to be approximately 0.8950.
4. **Non-Stationary Cyclic Bias (m=5)**: A non-stationary source with  $m = 5$ , where a dominant probability (0.8) cycles deterministically through outcomes  $0, 1, \dots, 4$  with each trial, and the remaining probability is distributed among other outcomes.

The convergence of the Shannon Entropy of the debiased output distribution towards the maximum possible value ( $\log_2 m$ ) is illustrated in Figure 1. As predicted by theory, the entropy for all scenarios increases rapidly with  $N$ , approaching the maximum entropy value indicated by the dashed lines. Calculated entropy values for specific  $N$  highlight this rapid increase:

- **IID Strong Bias (m=10)**: At  $N = 1$ , Entropy = 1.3691 bits (lower than  $\log_2 10 \approx 3.3219$  bits), but quickly rises to 3.3216 bits at  $N = 100$ .
- **Non-Stationary Random Noise (m=3)**: Starting at  $N = 1$  with Entropy = 1.1467 bits (lower than  $\log_2 3 \approx 1.5850$  bits), it reaches 1.5849 bits at  $N = 100$ .
- **IID Extreme Bias (m=21)**: Beginning with a very low entropy (0.9058 bits) at  $N = 1$  (vs  $\log_2 21 \approx 4.3923$  bits), it increases significantly to 4.3917 bits at  $N = 100$ .
- **Non-Stationary Cyclic Bias (m=5)**: Shows an increase from 1.0979 bits at  $N = 1$  (vs  $\log_2 5 \approx 2.3219$  bits) to 2.3218 bits at  $N = 100$ .

These results demonstrate the effectiveness of the modular sum in increasing the randomness content of the output, irrespective of the initial bias or stationarity of the source.

The convergence of the output distribution towards perfect uniformity, quantified by the Total Variation Distance (TVD) from the uniform distribution, is shown in Figures 2 (linear scale) and 3 (log scale). The TVD between a probability distribution  $P = \{p_k\}_{k=0}^{m-1}$  and the uniform distribution  $U = \{1/m\}_{k=0}^{m-1}$  is defined as  $\text{TVD}(P, U) = \frac{1}{2} \sum_{k=0}^{m-1} |p_k - 1/m|$ . [20] Figure 2 shows a rapid decrease in TVD towards zero for all tested scenarios. Figure 3, utilizing a logarithmic scale for the TVD, provides a clearer view of the convergence rate, spanning many orders of magnitude.

The theoretical analysis in Section 5 predicts an exponential decay of the error with  $N$ , bounded by a term proportional to  $\rho^N$ . For the IID scenarios, we calculated the theoretical parameter  $\rho$  (0.7778 for  $m=10$ ,  $p_0=0.8$  and 0.8950 for  $m=21$ ,  $p_0=0.9$ ). The dashed lines in Figure 3 represent this theoretical exponential decay rate, scaled to match the empirical TVD at an early  $N$ . The strong agreement between the slope of the empirical TVD curves and the theoretical lines in the logarithmic plot provides compelling numerical evidence that the convergence is indeed exponential, validating the theoretical rate predicted by  $\rho$ .

The TVD values at specific  $N$  further highlight the rapid bias reduction:

- **IID Strong Bias (m=10)**: TVD drops from 0.6974 at  $N = 1$  to  $7.40 \times 10^{-3}$  at  $N = 100$
- **Non-Stationary Random Noise (m=3)**: TVD decreases from 0.3699 at  $N = 1$  to  $2.13 \times 10^{-3}$  at  $N = 100$ .

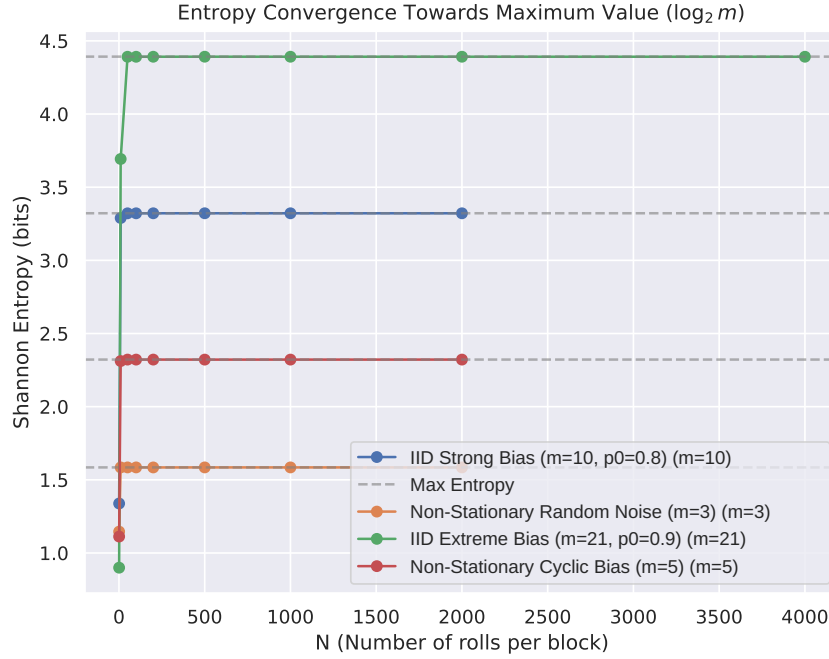


Figure 1: Entropy Convergence vs N

- **IID Extreme Bias (m=21)**: Starting from a high TVD of 0.8517 at  $N = 1$ , it drops to  $1.26 \times 10^{-2}$  at  $N = 100$ .
- **Non-Stationary Cyclic Bias (m=5)**: Shows an increase from 1.0979 bits at  $N = 1$  (vs  $\log_2 5 \approx 2.3219$  bits) to 2.3218 bits at  $N = 100$ .

These results confirm the effectiveness of the method in achieving near-uniform distributions rapidly for both stationary and non-stationary sources.

Figures 4, 5, 6, and 7 show the evolution of the proportion of each outcome  $(0, \dots, m-1)$  in the debiased output as  $N$  increases for the four tested scenarios. These plots vividly illustrate how the observed proportions, initially skewed, quickly converge towards the target uniform proportion  $1/m$  (indicated by the dashed horizontal line). The dotted horizontal lines in these plots represent the  $\pm 2\sigma$  interval around the target proportion  $1/m$ , where  $\sigma$  is the standard deviation of the proportion estimate given the number of blocks simulated for the proportion plots.

For  $N > 200$ , the percentage of all proportion points (across all outcomes for that  $N$ ) falling within this  $\pm 2\sigma$  interval was calculated:

- **IID Strong Bias (m=10)**: 95.77% of points for  $N > 200$  are within the  $2\sigma$  interval.
- **Non-Stationary Random Noise (m=3)**: 95.33% of points for  $N > 200$  are within the  $2\sigma$  interval.
- **IID Extreme Bias (m=21)**: 95.96% of points for  $N > 200$  are within the  $2\sigma$  interval.
- **Non-Stationary Cyclic Bias (m=5)**: 94.60% of points for  $N > 200$  are within the  $2\sigma$  interval.

The high percentage of points falling within the  $2\sigma$  interval for  $N > 200$  (close to the expected 95.45% for a normal distribution, which proportions approximate for large counts)

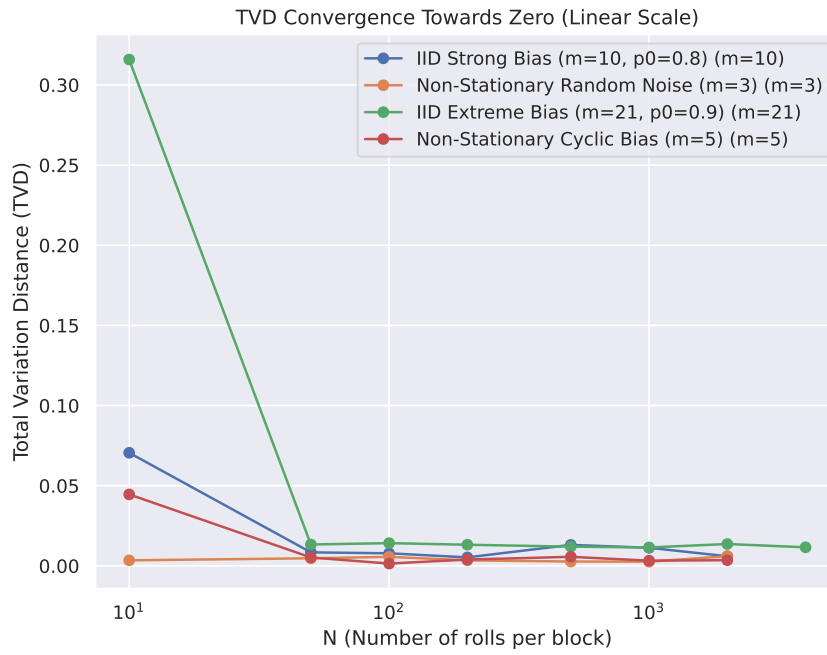


Figure 2: TVD Convergence vs N (Linear Scale)

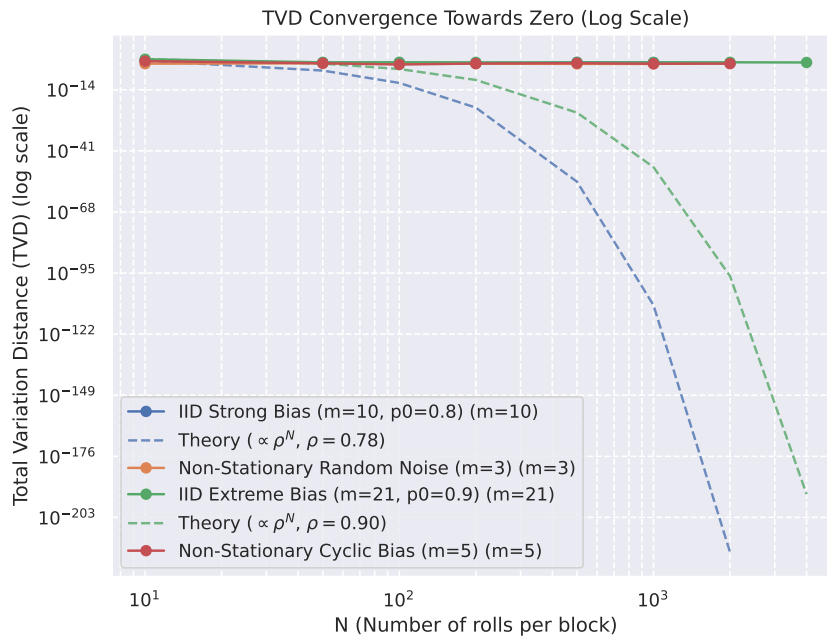


Figure 3: TVD Convergence vs N (Log Scale)

provides strong statistical evidence that for sufficiently large  $N$ , the debiased output distribution is empirically indistinguishable from a truly uniform distribution within the limits of the statistical estimation, confirming the theoretical convergence to uniformity.

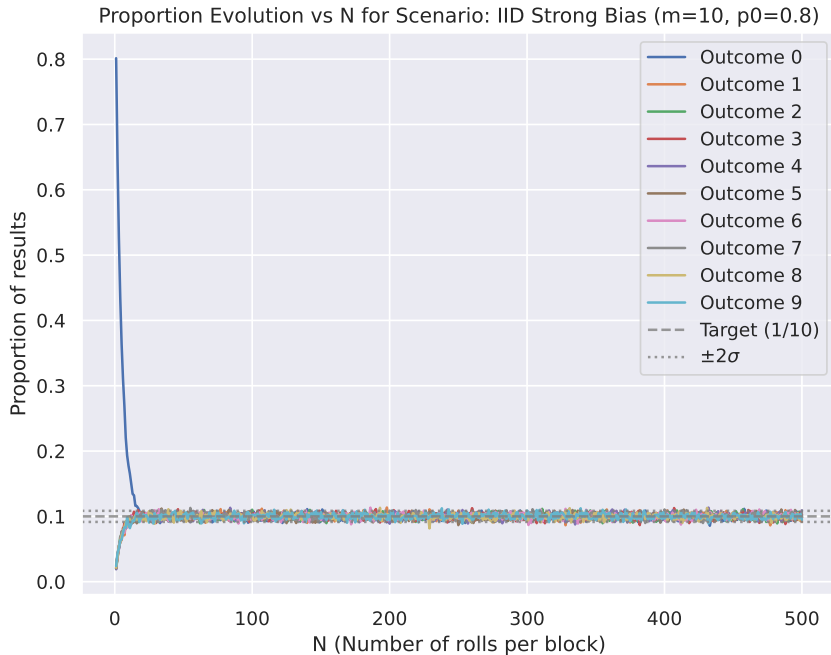


Figure 4: Proportion Evolution for IID Strong Bias ( $m=10$ ,  $p_0=0.8$ )

In summary, the numerical simulations strongly support the key theoretical predictions of the modular debiasing method: the rapid exponential convergence of the output distribution to perfect uniformity, its effectiveness in mitigating arbitrary initial biases, and its remarkable robustness against non-stationary probability distributions and noise.

## 7 Towards Practical QRNGs via Modular Debiasing

The increasing demand for high-quality random numbers in scientific simulations, cybersecurity, and quantum information science necessitates the development of True Random Number Generators (TRNGs) based on unpredictable physical processes [3]. Standards for such sources and random number generation have been developed [4]. Quantum Random Number Generators (QRNGs), in particular, leverage the intrinsic randomness of quantum mechanics to provide strong guarantees of unpredictability [5, 1, 6]. While various quantum phenomena have been exploited, practical implementations often face challenges related to bias, noise, and the efficiency of randomness extraction.

A promising approach for QRNGs utilizes the spatial randomness of quantum events, such as the detection location of single photons [15, 16]. Consider an experimental setup where single photons (e.g., from an attenuated laser or a true single-photon source) impinge upon a detection plane. Due to quantum effects (e.g., wave-particle duality, diffraction, or interference patterns), the exact arrival position of each photon is fundamentally unpredictable.

To transform this continuous or semi-continuous spatial information into a discrete random variable, the detection plane can be segmented into  $m$  distinct regions or be covered by an array of  $m$  single-photon detectors (SPDs) [21]. Let's label these regions (or



Figure 5: Proportion Evolution for Non-Stationary Random Noise ( $m=3$ )

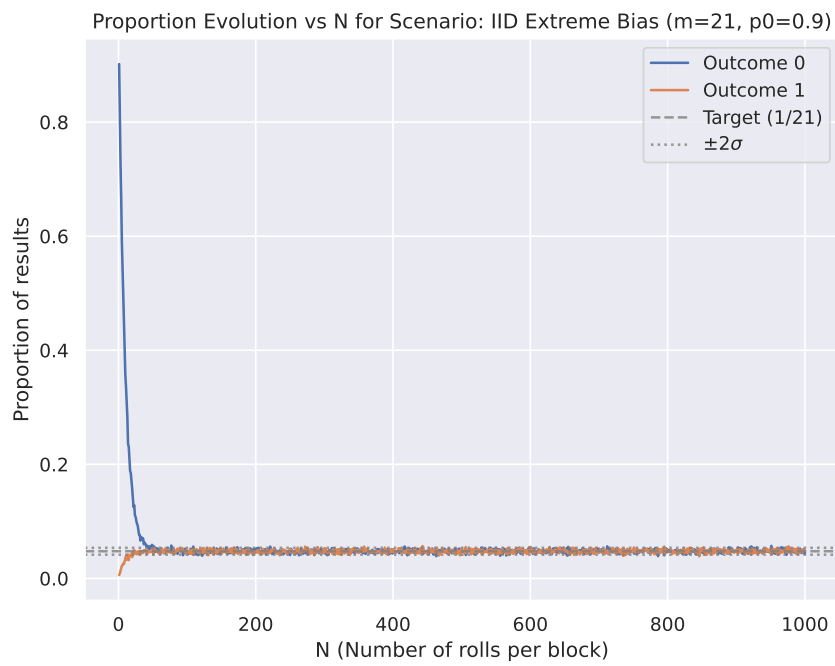


Figure 6: Proportion Evolution for IID Extreme Bias ( $m=21, p_0=0.9$ )

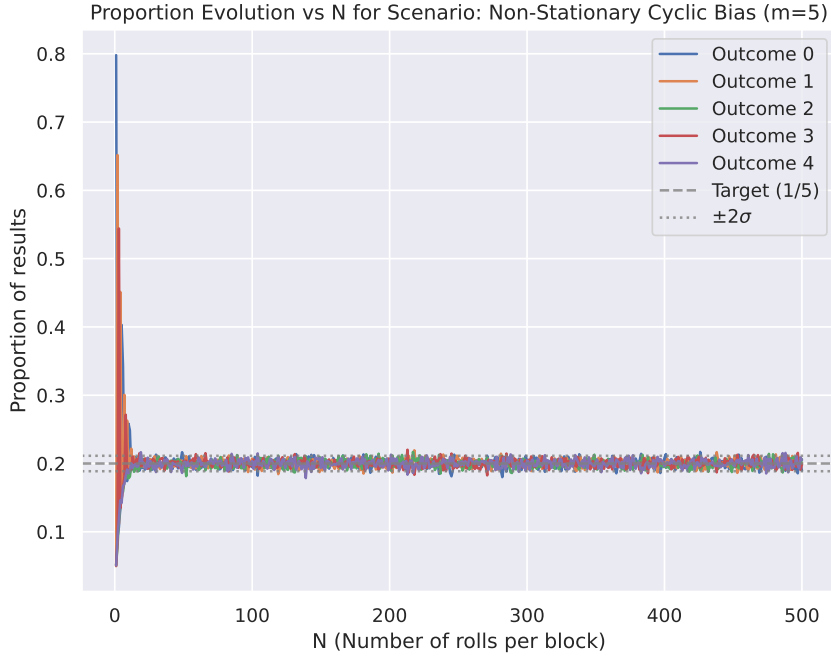


Figure 7: Proportion Evolution for Non-Stationary Cyclic Bias ( $m=5$ )

detectors) from 0 to  $m - 1$ . The detection of a photon in region  $k$  corresponds to a discrete outcome  $r = k$ . In a realistic experimental setup, however, the probabilities of a photon being detected in each region,  $p_k = P(\text{detection in region } k)$ , are unlikely to be perfectly uniform ( $p_k = 1/m$ ). This bias can arise from various factors: non-uniform illumination, misalignment, variations in detector efficiency, optical imperfections, or even spatial characteristics of the quantum state itself. Furthermore, these biases might fluctuate over time due to environmental drift or source instability, leading to a non-stationary discrete source  $\{p_k^{(j)}\}$  for the  $j$ -th detected photon.

This scenario perfectly matches the model of a biased, potentially non-stationary, discrete random source that we analyzed in the preceding sections. Each photon detection provides an outcome  $r_j \in \{0, 1, \dots, m - 1\}$ . To generate high-quality random numbers, we collect the outcomes of  $N$  consecutive photon detection events,  $r_1, r_2, \dots, r_N$ , and apply the modular debiasing technique:

$$r_f \equiv \sum_{j=1}^N r_j \pmod{m}$$

where  $r_f \in \{0, 1, \dots, m - 1\}$  is the resulting debiased random number (or symbol).

The theoretical results from Sections 3 and 4 directly apply here.

**Bias Mitigation:** As  $N$  increases, the distribution of the  $m$ -ary outcome  $r_f$  converges exponentially fast to the uniform distribution,  $P(r_f = k) \rightarrow 1/m$ . This eliminates the need for precise calibration or complex equalization of detector efficiencies and illumination patterns, as the method corrects for any initial bias, provided  $p_k > 0$  for all regions  $k$ .

**Robustness to Noise and Non-Stationarity:** The proven robustness of the method means that fluctuations in detection probabilities over time (e.g., due to thermal

drift, laser intensity variations, or alignment shifts) do not prevent the convergence to uniformity, making the QRNG reliable in less-than-ideal experimental conditions.

**Data Efficiency:** Unlike some methods that discard data (like the von Neumann method or some hashing-based extractors [7, 8, 14]), the modular sum uses every detected outcome  $r_j$  to contribute to the final random number  $r_f$ . This can lead to a higher rate of random number generation for a given source rate, particularly when dealing with sources where certain outcomes are rare but must be included for proper debiasing.

**Simplicity:** The core operation (summation modulo  $m$ ) is computationally trivial and can be implemented efficiently in hardware (e.g., using counters and modular arithmetic logic gates) or software, allowing for high-speed random number generation from high-speed photon detection systems [21].

While the specific combination of spatial detection followed by this modular debiasing method is a theoretical proposal rooted in our analysis, spatial photon detection is a well-established technique in experimental quantum optics and QRNGs [15, 16]. Experimental setups using segmented detectors or SPD arrays capable of registering the spatial position of single photons have been demonstrated. Our method suggests that the data acquired from such setups can be post-processed using the simple modular summation rule to yield high-quality, unbiased random streams, potentially with minimal modifications to existing experimental hardware, requiring primarily the implementation of the proposed post-processing logic.

This modular debiasing technique provides a viable and experimentally accessible path towards building practical QRNGs that are inherently robust to experimental imperfections and biased outputs. The ability to extract near-perfect randomness efficiently from inherently noisy quantum sources using a computationally simple method has significant implications for the deployment of QRNGs in various applications, including cryptographic primitives that rely on certified randomness [6]. The number of random bits generated per block of  $N$  detections approaches the maximal entropy ( $\log_2 m$  bits per block [2]).

## 8 Conclusion

In this article, we have addressed the fundamental problem of extracting high-quality randomness from biased discrete sources, a crucial task for various applications including Quantum Randomness Generators. We proposed a simple yet powerful technique based on modular arithmetic, where the results of multiple drawings are summed modulo the number of possible outcomes,  $m$ .

We developed a rigorous theoretical framework, employing probability generating functions and the properties of roots of unity, to demonstrate the efficacy of this method. Our analysis proves that the distribution of the modular sum converges exponentially fast to the ideal uniform distribution over  $\{0, 1, \dots, m - 1\}$ . A key finding is the remarkable robustness of this technique: the convergence to uniformity is guaranteed regardless of the specific initial bias, provided all outcomes have a non-zero probability, and critically, the method remains effective even when the source probabilities are non-stationary or affected by time-dependent noise. The rate of convergence is governed by the spectral properties of the source distribution, providing a quantitative measure of how quickly uniformity is achieved. To the best of our knowledge, this method, based on summing outcomes modulo the number of outcomes  $m$ , represents a new approach to randomness debiasing with these

proven properties. This combination of simplicity, theoretical rigor, robustness, and data efficiency distinguishes the modular debiasing method.

Numerical simulations, conducted for various scenarios including highly biased and non-stationary sources, empirically validate our theoretical predictions, confirming the rapid exponential convergence and the method’s ability to effectively remove bias and noise.

The practical implications of this work include providing a straightforward way to overcome experimental challenges in the development of robust physical random number generators, particularly QRNGs based on spatial photon detection. By leveraging the inherent robustness of our method, high-quality random numbers can be efficiently extracted from realistic, potentially noisy, quantum sources with minimal computational overhead.

Future work could involve the experimental implementation of a spatial detection QRNG utilizing this modular debiasing technique, further exploring its performance under real-world noise conditions. Investigating the method’s effectiveness for sources with temporal correlations or extending the analysis to scenarios where some outcomes have zero probability are also interesting avenues. Furthermore, exploring the implications of this robust extraction method for the certifiability of randomness in quantum systems could be a fruitful direction.

In conclusion, the modular debiasing method offers a mathematically elegant, computationally simple, and theoretically proven robust solution for generating high-quality random numbers from imperfect discrete sources, relevant for the realization of efficient and reliable quantum random number generators.

## Acknowledgments

EG thanks Harry Westfahl and Isabella Gonçalves for insightful discussions.

## References

- [1] John Preskill. “Quantum computing in the nisq era and beyond”. *Quantum* **2**, 79 (2018).
- [2] Claude E. Shannon. “A mathematical theory of communication”. *Bell System Technical Journal* **27**, 379–423 (1948).
- [3] Kyung Seok Woo, Alan Zhang, Allison Arabelo, Timothy D. Brown, Minseong Park, A. Alec Talin, Elliot J. Fuller, Ravindra Singh Bisht, Xiaofeng Qian, Raymundo Arroyave, Shriram Ramanathan, Luke Thomas, R. Stanley Williams, and Suhas Kumar. “True random number generation using the spin crossover in lacoo3”. *Nature Communications* **15**, 4656 (2024).
- [4] Elaine Barker and John Kelsey. “Recommendation for the entropy sources used for random bit generation”. *NIST Special Publication* (2022).
- [5] Jing Yan Haw, Syed Assad, Andrew Lance, Nelly Ng, Vikram Sharma, Ping Koy Lam, and T. Symul. “Maximization of extractable randomness in a quantum random-number generator”. *Physical Review Applied* **3** (2014).
- [6] Minzhao Liu, Ruslan Shaydulin, Pradeep Niroula, Matthew DeCross, Shih-Han Hung, Wen Yu Kon, Enrique Cervero-Martín, Kaushik Chakraborty, Omar Amer, Scott Aaronson, Atithi Acharya, Yuri Alexeev, K. Jordan Berg, Shouvanik Chakrabarti, Florian J. Curchod, Joan M. Dreiling, Neal Erickson, Cameron Foltz, Michael Foss-Feig, David Hayes, Travis S. Humble, Niraj Kumar, Jeffrey Larson, Danylo Lykov, Michael Mills, Steven A. Moses, Brian Neyenhuis, Shaltiel Eloul, Peter Siegfried,



- James Walker, Charles Lim, and Marco Pistoia. “Certified randomness using a trapped-ion quantum processor”. *Nature* (2025).
- [7] Salil P. Vadhan. “Pseudorandomness”. *Volume 7 of Foundations and Trends in Theoretical Computer Science*. Now Publishers Inc. (2012).
- [8] Luca Trevisan. “Extractors and pseudorandom generators”. *Journal of the ACM* **48**, 860–879 (2001).
- [9] Eshan Chattopadhyay and David Zuckerman. “Explicit two-source extractors and resilient functions”. *Annals of Mathematics* **189**, 653–705 (2019).
- [10] John von Neumann. “Various techniques used in connection with random digits”. *National Bureau of Standards Applied Mathematics Series* **12**, 36–38 (1951).
- [11] Yuval Peres. “Iterating Von Neumann’s Procedure for Extracting Random Bits”. *The Annals of Statistics* **20**, 590–597 (1992).
- [12] Giulio Morina, Krzysztof Łatuszyński, Piotr Nayar, and Alex Wendland. “From the Bernoulli factory to a dice enterprise via perfect sampling of Markov chains”. *The Annals of Applied Probability* **32**, 327–359 (2022).
- [13] Boaz Barak, Ronen Shaltiel, and Avi Wigderson. “Computational analogues of entropy”. In *International Workshop on Randomization and Computation (RANDOM)*. Pages 200–215. Springer, Berlin, Heidelberg (2003).
- [14] Yevgeniy Dodis, Krzysztof Pietrzak, and Daniel Wichs. “Randomness extraction and key derivation using the cbc, cascade and hmac modes”. In *Annual International Cryptology Conference (CRYPTO)*. Pages 494–510. Springer, Berlin, Heidelberg (2004).
- [15] Bilal Khan, Faisal M. Arain, Atta ur Rehman, Kwangyun Jung, and Hyun Jae Shin. “Free-space quantum random number generation based on spatial detection of single photons”. *Optics Letters* **45**, 4790–4793 (2020).
- [16] J. G. Rarity, P. C. M. Owens, and P. R. Tapster. “Quantum random-number generation and key sharing”. *Journal of Modern Optics* **41**, 2435–2444 (1994).
- [17] Q. R. Stout and B. Warren. “Tree algorithms for unbiased coin tossing with a biased coin”. *Annals of Probability* **12**, 212–222 (1984).
- [18] Norman L. Johnson, Samuel Kotz, and Adrienne W. Kemp. “Univariate discrete distributions”. *Wiley Series in Probability and Mathematical Statistics: Probability and Mathematical Statistics*. Wiley. New York (1992). 2nd edition.
- [19] T. Symul, S. M. Assad, and P. K. Lam. “Real time demonstration of high bitrate quantum random number generation with coherent laser light”. *Applied Physics Letters* **98**, 231103 (2011).
- [20] Alexandre B. Tsybakov. “Introduction to nonparametric estimation”. *Springer Series in Statistics*. Springer. (2009). 1 edition.
- [21] F. Marsili, V. B. Verma, J. A. Stern, S. Harrington, A. E. Lita, T. Gerrits, I. Vayshenker, B. Baek, M. D. Shaw, R. P. Mirin, and S. W. Nam. “Detecting single infrared photons with 93% system efficiency”. *Nature Photonics* **7**, 210–214 (2013).