

# **BRIDGE: Benchmarking Large Language Models for Understanding Real-world Clinical Practice Text**

Jiageng Wu<sup>1,\*</sup>, Bowen Gu<sup>1,\*</sup>, Ren Zhou<sup>2</sup>, Kevin Xie<sup>3</sup>, Doug Snyder<sup>4,5</sup>, Yixing Jiang<sup>6</sup>,  
Valentina Carducci<sup>4</sup>, Richard Wyss<sup>1</sup>, Rishi J Desai<sup>1</sup>, Emily Alsentzer<sup>6</sup>, Leo Anthony Celi<sup>5,7,8</sup>,  
Adam Rodman<sup>9</sup>, Sebastian Schneeweiss<sup>1</sup>, Jonathan H. Chen<sup>10,11,12</sup>, Santiago Romero-Brufau<sup>4,5</sup>,  
Kueiyu Joshua Lin<sup>1,#</sup>, and Jie Yang<sup>1, 13, 14, 15, #</sup>

<sup>1</sup> Division of Pharmacoepidemiology and Pharmacoeconomics, Department of Medicine, Brigham and Women's Hospital, Harvard Medical School, Boston, MA, USA

<sup>2</sup> Siebel School of Computing and Data Science, The Grainger College of Engineering, University of Illinois Urbana-Champaign, Urbana, IL, USA

<sup>3</sup> Department of Electrical Engineering and Computer Science, Massachusetts Institute of Technology, Cambridge, MA, USA

<sup>4</sup> Department of Otorhinolaryngology – Head & Neck Surgery, Mayo Clinic, Rochester, MN, USA

<sup>5</sup> Department of Biostatistics, Harvard T.H. Chan School of Public Health, Harvard University, Boston, MA, USA

<sup>6</sup> Department of Biomedical Data Science, Stanford University, Palo Alto, CA, USA

<sup>7</sup> Laboratory for Computational Physiology, Massachusetts Institute of Technology, Cambridge, MA, USA

<sup>8</sup> Division of Pulmonary, Critical Care and Sleep Medicine, Beth Israel Deaconess Medical Center, Boston, MA, USA

<sup>9</sup> Division of General Internal Medicine, Department of Medicine, Beth Israel Deaconess Medical Center, Boston, MA, USA

<sup>10</sup> Stanford Center for Biomedical Informatics Research, Stanford University, Stanford, CA, USA

<sup>11</sup> Division of Hospital Medicine, Stanford University, Stanford, CA, USA

<sup>12</sup> Stanford Clinical Excellence Research Center, Stanford University, Stanford, CA, USA

<sup>13</sup> Kempner Institute for the Study of Natural and Artificial Intelligence, Harvard University, MA, USA

<sup>14</sup> Broad Institute of MIT and Harvard, Cambridge, MA, USA

<sup>15</sup> Harvard Data Science Initiative, Harvard University, Cambridge, MA, USA

**\*Contribute equally to this paper**

**# Co-senior authorship.**

## **Correspondence:**

Jie Yang, PhD ([jyang66@bwh.harvard.edu](mailto:jyang66@bwh.harvard.edu)) and Kueiyu Joshua Lin, MD, ScD ([jklin@bwh.harvard.edu](mailto:jklin@bwh.harvard.edu)), Division of Pharmacoepidemiology and Pharmacoeconomics, Brigham and Women's Hospital & Harvard Medical School, 75 Francis St, Boston MA 02115, USA

## Abstract

Large language models (LLMs) hold great promise for medical applications and are evolving rapidly, with new models being released at an accelerated pace. However, current evaluations of LLMs in clinical contexts remain limited. Most existing benchmarks rely on medical exam-style questions or PubMed-derived text, failing to capture the complexity of real-world electronic health record (EHR) data. Others focus narrowly on specific application scenarios, limiting their generalizability across broader clinical use. To address this gap, we present BRIDGE, a comprehensive multilingual benchmark comprising 87 tasks sourced from real-world clinical data sources across nine languages. We systematically evaluated 52 state-of-the-art LLMs (including DeepSeek-R1, GPT-4o, Gemini, and Llama 4) under various inference strategies. With a total of 13,572 experiments, our results reveal substantial performance variation across model sizes, languages, natural language processing tasks, and clinical specialties. Notably, we demonstrate that open-source LLMs can achieve performance comparable to proprietary models, while medically fine-tuned LLMs based on older architectures often underperform versus updated general-purpose models. The BRIDGE and its corresponding leaderboard serve as a foundational resource and a unique reference for the development and evaluation of new LLMs in real-world clinical text understanding.

**Keywords:** Large Language Models, Electronic Healthcare Records, Multilingual, Real-world clinical tasks, Benchmark.

## Introduction

Recent advances in large language models (LLMs) have demonstrated a transformative potential in improving healthcare delivery and clinical research.<sup>1</sup> By combining extensive pretraining on vast corpora with supervised instruction tuning across diverse tasks,<sup>2,3</sup> LLMs exhibit exceptional capabilities in textual understanding, generation, and reasoning,<sup>4-6</sup> and show promise in medical applications. The prompt-based instruction provides an intuitive and easy-to-use approach to interact with LLMs on diverse tasks. For clinicians, LLMs can support the drafting of clinical documentation<sup>7,8</sup> and assist in clinical decision-making<sup>9</sup>, enhancing efficiency and reducing workload burdens.<sup>10</sup> LLMs

also offer the promise to benefit patients by providing simple interpretations of complex medical information<sup>11</sup> and personalized preventive advice,<sup>12</sup> promoting patient engagement, treatment adherence, and overall disease management.<sup>13,14</sup> Consequently, LLMs hold significant promise for improving the quality, cost and accessibility of healthcare services worldwide.<sup>15</sup> However, concerns persist regarding the reliability and clinical validity of LLM-generated outputs,<sup>16</sup> particularly given the high diversity of clinical tasks, specialties, and languages.<sup>17</sup> Moreover, LLMs are rapidly evolving, with new models released almost every week, and there is significant diversity among them—ranging from proprietary to open-source, medical-specific to general-purpose, and from small to large models. The general-purpose nature of LLM usage complicates institutional model selection and comparison. While clinical trials are necessary for the most high-risk cases, they are slow, expensive, and cannot possibly investigate every single use case. Even quality improvement evaluation paradigms, which largely utilize evaluation data that is already collected, cannot possibly keep up with the pace of model development. Clinical benchmarks – automated, timely, and systematic evaluations of model performance – remain essential for clinicians, patients, health systems, and regulators, providing both understanding of the usability and trustworthiness of LLMs across diverse clinical scenarios.

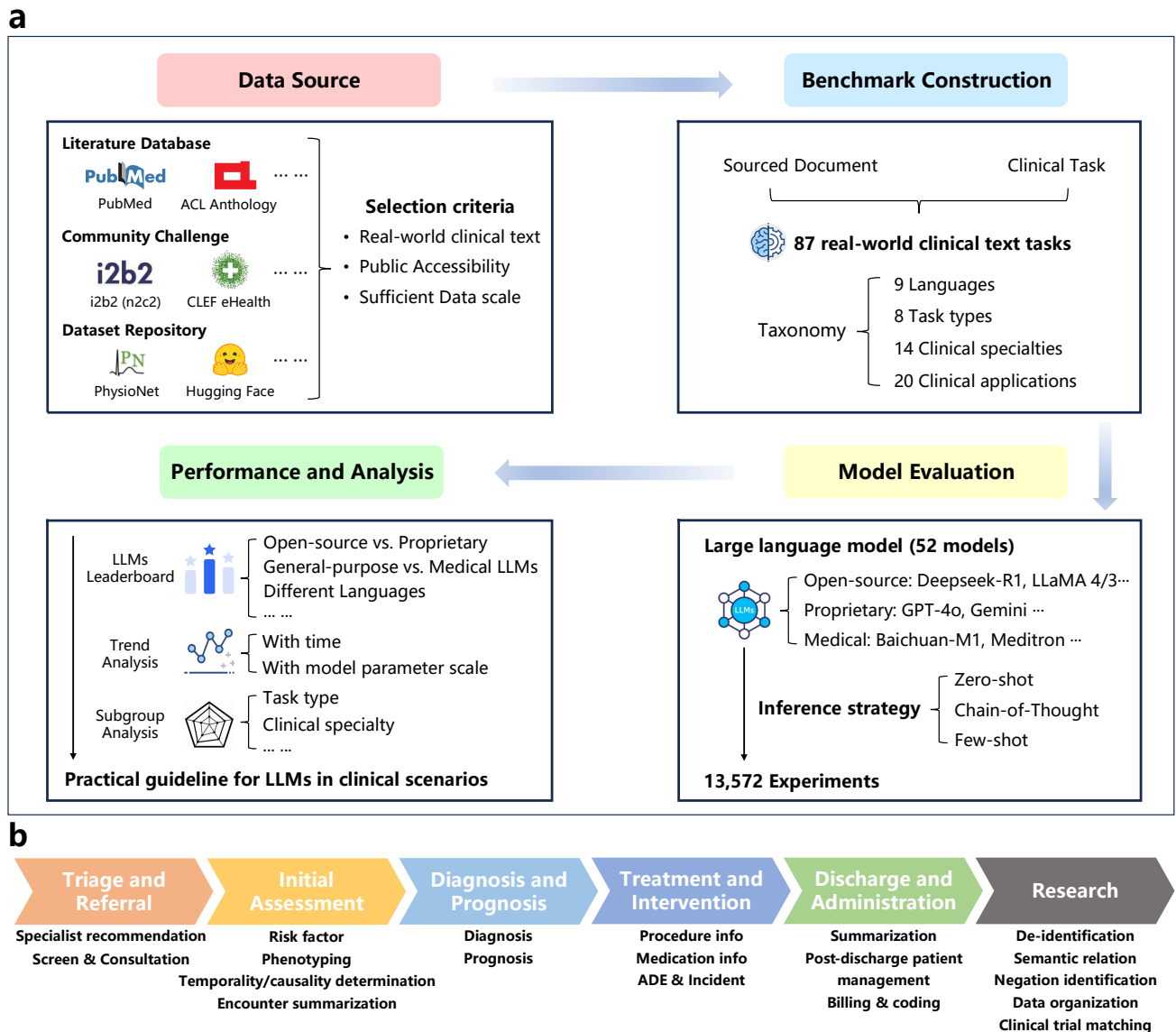
The most commonly-used benchmarks of LLMs in medicine focus on medical questions sourced from medical examinations or derived from academic literature,<sup>18</sup> exemplified by the United States Medical Licensing Examination (USMLE)<sup>19</sup> or PubMed-based datasets.<sup>20,21</sup> These standardized question sets offer a basic and rapid assessment, such as the GPT-4<sup>22</sup> and Med-PaLM 2<sup>23</sup>, achieving expert-level scores on the USMLE. However, such datasets were not sourced from real-world clinical practice and failed to fully characterize the complexities of clinical environments.<sup>24</sup> The simplified nature of examination-style questions overlooks the multifaceted, context-rich scenarios routinely encountered by clinicians.<sup>25</sup> Furthermore, most of these knowledge-retrieval benchmarks have become effectively saturated. Text from medical exams and PubMed is well formatted and grammatically correct, in stark contrast to electronic health records (EHRs) from real-world clinical systems,<sup>26</sup> which often feature abbreviations, acronyms, varied structures, and non-standard expressions.<sup>27</sup> Additionally, many critical clinical tasks, such as phenotype extraction, have so far received insufficient attention in large-scale performance evaluations despite their importance and necessity in practical settings.<sup>28</sup>

While some studies have evaluated LLMs in real clinical settings, they typically focused on specific use cases, making it difficult to generalize the findings to other clinical applications.<sup>29–31</sup> In addition, limited research on multilingual medical benchmarks impedes the broader applicability of LLMs in global healthcare, raising concerns about the potential bias arising from underrepresented languages and regions.<sup>32–35</sup>

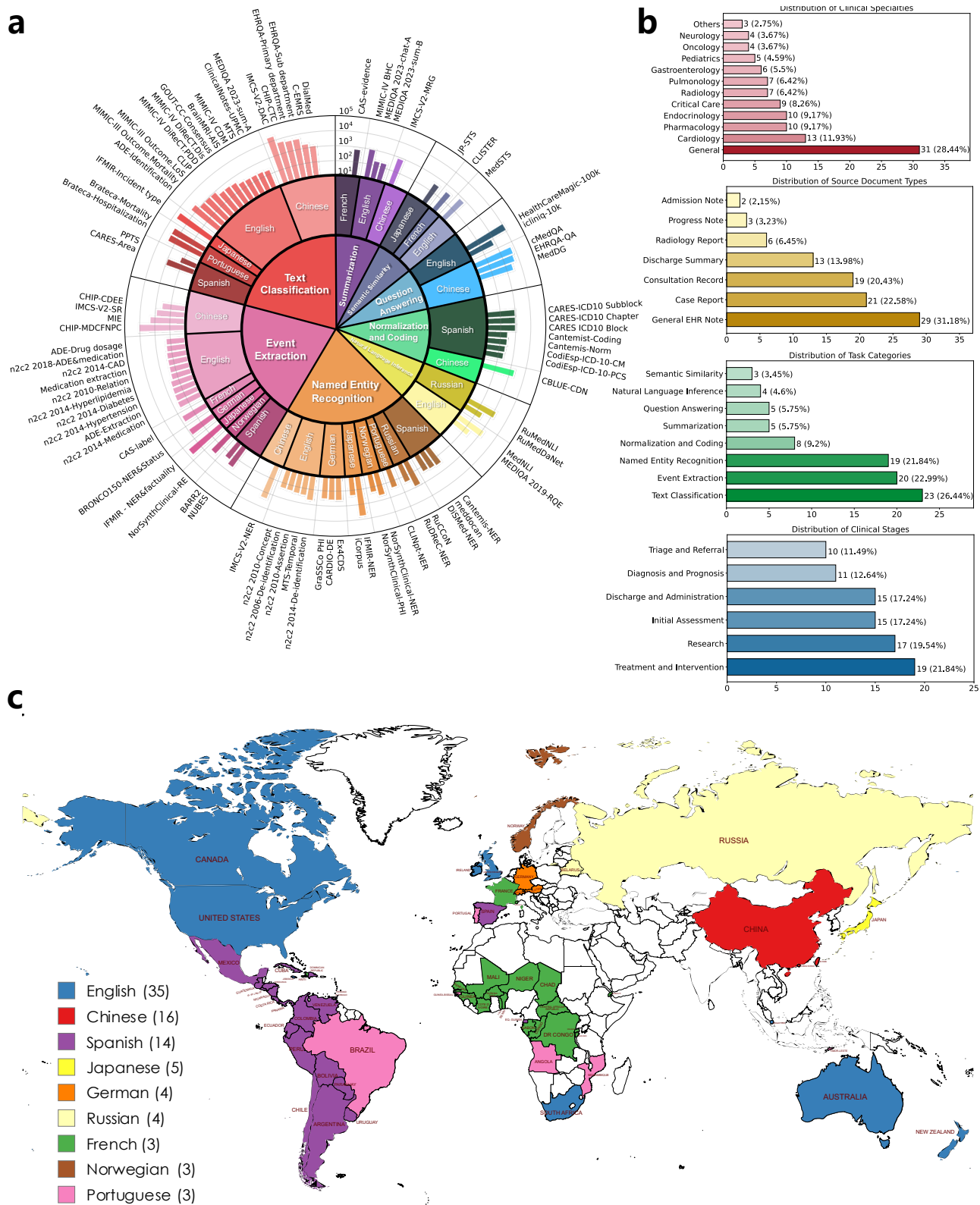
The rapid evolution of LLMs underscores a high demand for comprehensive and continuously updated medical leaderboards.<sup>36</sup> With advanced technology and models emerging every few weeks, the landscape of LLMs is dynamic and ever-changing. Notably, the recent introduction of medical LLMs such as Med-PaLM1/2<sup>23,37</sup>, MeLLaMA,<sup>38</sup> and Med-Found<sup>39</sup> also highlights the growing focus on improving performance and clinical relevance in healthcare. Leaderboards – objective displays of model performance across a wide variety of tasks, are essential for providing fair comparisons of LLM capabilities and tracking performance variations, thereby offering valuable guidance for subsequent model development and clinical implementation. Such leaderboards have already been widely implemented in non-medical fields<sup>40</sup> but have not yet been adopted in clinical domains. As LLMs are progressively integrated and deployed into clinical practice, robust benchmarking is vital for proactively identifying and mitigating potential risks and biases before they impact patient care.<sup>41</sup> Therefore, establishing a unified, realistic, and multilingual clinical benchmark is crucial for bridging the gap between the theoretical capabilities of LLMs and their practical implementation in specific use cases and care settings.<sup>28,42</sup>

To address the above challenges, we developed a large-scale and comprehensive benchmark that evaluates LLM performance on multilingual, real-world clinical text across diverse tasks. Building upon our systematic review of global clinical text resources,<sup>43</sup> this study proposes BRIDGE, a multilingual LLM benchmark that comprises 87 real-world clinical text tasks spanning nine languages and more than one million samples. Reference standards for benchmark evaluation are sourced from the original data releases, including various forms of manual review and labels derived from structured data linked to the source EHRs.<sup>43</sup> To our knowledge, BRIDGE is the largest benchmark for LLM in medicine to date. We evaluated 52 advanced LLMs, including DeepSeek-R1,<sup>44</sup> Llama 4,<sup>45</sup> GPT-4o,<sup>46</sup> and Google Gemini,<sup>47</sup> under three different commonly employed inference strategies (zero-shot, few-

shot,<sup>48</sup> and chain-of-thought<sup>49</sup>). By integrating a systematic task taxonomy, we established a comprehensive leaderboard that not only provides a holistic perspective on LLM performance but also investigates their capabilities across various clinical settings, including inference strategies, languages, task types, and clinical specialties. This study provides critical insights and resources for integrating LLM into clinical practice, bridging the gap between LLM development and clinical applications.



**Figure 1. Overview of benchmarking large language model in clinical text understanding.** (a) Workflow of benchmark construction, model evaluation, and performance analysis; (b) Clinical applications supported by the benchmark across different stages of patient care.



**Figure 2. Overview of Benchmark Characteristics and Task Distribution.** (a) Distribution of task types and associated languages, (b) Statistics on the distribution of clinical specialties, source document types, and task categories., and (c) Geographic distribution of countries where our benchmark covers the official languages.

# Results

## Benchmark Overview

The overall workflow of this study is illustrated in Figure 1. In total, our benchmark encompasses 87 tasks spanning nine languages and 1,418,042 samples, with 138,472 samples reserved for testing. Among them, 68 tasks (78.2%) are sourced from real-world EHR notes or clinical case reports, and 19 tasks (21.8%) are derived from real-world online patient-doctor consultation records. Figures 2a and 2b visualize the distribution of these tasks, covering 8 types, such as named entity recognition (e.g., phenotyping), classification (e.g., disease prediction), question answering, EHR summarization, and others. Figure 2c highlights this benchmark’s coverage of nine languages, distributed as follows: English (35 tasks, 40.2%), Chinese (16, 18.4%), Spanish (14, 16.1%), Japanese (5, 5.8%), German (4, 4.6%), Russian (4, 4.6%), French (3, 3.5%), Norwegian (3, 3.5%), and Portuguese (3, 3.5%). Detailed information about all tasks can be found in the Section Methods.

As shown in Figure 3a, we evaluated 52 state-of-the-art (SOTA) LLMs, covering proprietary, open-source models (1B to 671B parameters), and medically specialized models. Each LLM was assessed under three distinct inference strategies: Zero-shot, Chain-of-Thought (CoT), and Few-shot. Comprehensive descriptions of the models, alongside their technical specifications, are available in Supplementary Table S1. Additionally, we investigated potential data contamination of the benchmark and found that most tasks did not appear to have been included in the training corpora of these models. Detailed analyses are presented in Supplementary Figure S1. The constructed benchmark and leaderboard are publicly available and will be regularly updated.

## Overall Performance

We assessed LLMs using an overall score, defined as the average of their primary-metric scores across all tasks, to reflect their comparative performance across the entire benchmark, with the score ranging from 0 to 100 (Supplementary Table S2 for details). Figure 3b demonstrates the zero-shot performance of LLMs, while Figure 4 highlights the leading models under each inference strategy. Under the zero-shot setting, the three best-performing LLMs were DeepSeek-R1<sup>44</sup> (44.2 [43.5, 45.0], 95% CI), GPT-4o<sup>46</sup> (44.2 [43.4, 45.0]), and Gemini-1.5-Pro<sup>47</sup> (43.8 [43.1, 44.6]). With CoT prompting, the overall

performance did not improve in general, with DeepSeek-R1 maintaining the top position (42.1 [41.3, 42.9]), followed by Gemini-2.0-Flash (42.0 [41.2, 42.8]) and GPT-4o (40.7 [39.9, 41.4]). In contrast, few-shot prompting led to substantial performance gains, with Gemini-1.5-Pro (55.5 [54.7, 56.3]) leading, followed by Gemini-2.0-Flash (53.3 [52.5, 54.2]) and GPT-4o (52.6 [51.8, 53.4]). Among the medical LLMs, the Baichuan-M1-14B-Instruct<sup>50</sup> emerged as the best-performing model, achieving the highest overall scores of 36.08 ([35.26, 36.89]), 34.4 ([33.6, 35.2]), and 48.3 ([47.4, 49.2]) for zero-shot, CoT, and few-shot, respectively. Overall, few-shot learning emerged as the most effective inference strategy for these clinical text tasks. Although LLM performance varied across different tasks, our leaderboard reveals the substantial ability gap of current LLMs for comprehensive clinical text understanding across diverse tasks, with the highest overall score on the whole BRIDGE only 55.5 under few-shot setting, indicating considerable space for further improvements.

## LLMs Comparison

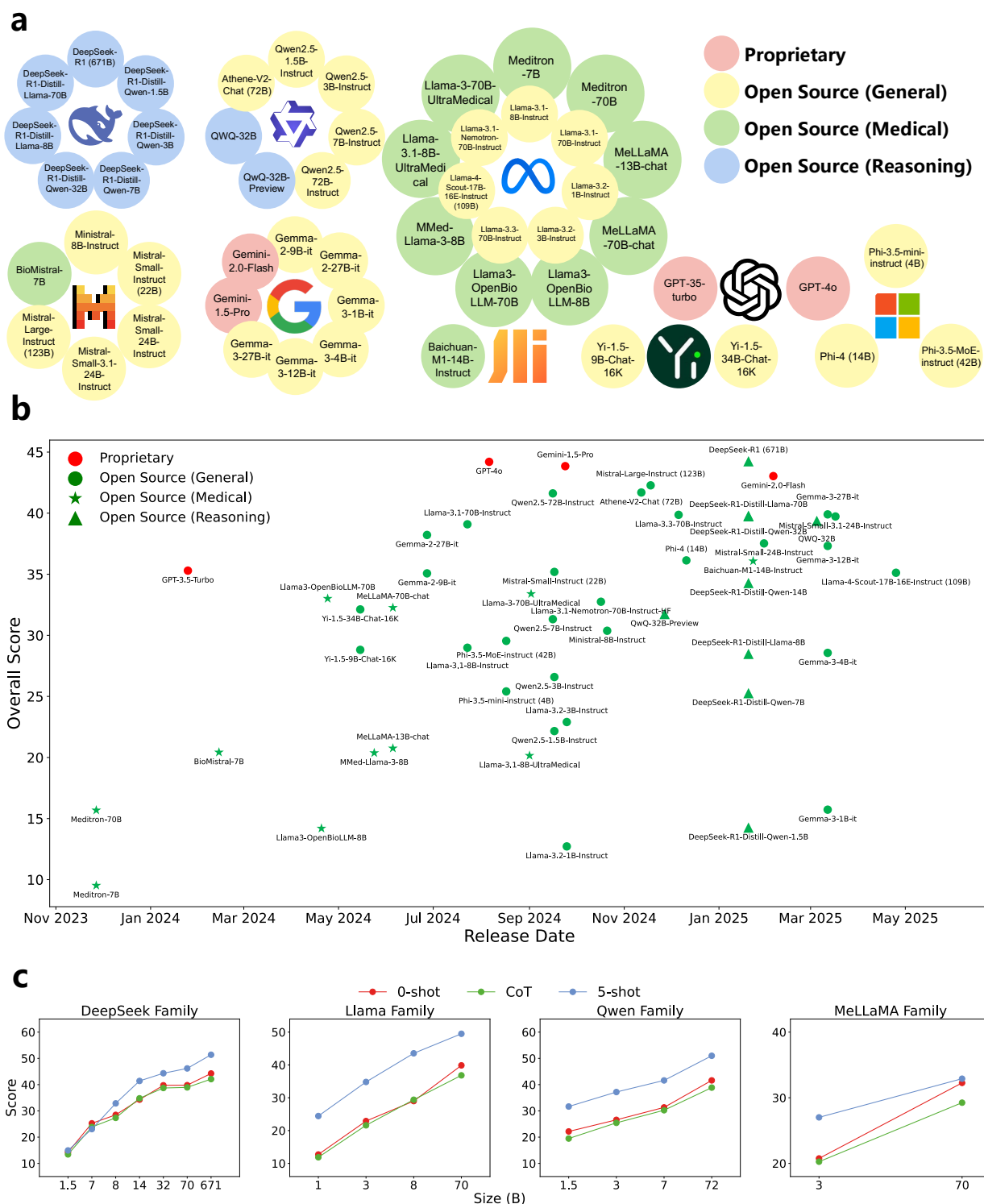
Figure 3b reveals a generally upward trajectory in overall performance under zero-shot setting across the evolving landscape of LLMs, illustrating both the rapid development and substantial potential of LLMs. While proprietary models, represented by GPT-4o and the Google Gemini series, maintain a performance lead, open-source LLMs have been rapidly advancing and narrowing the gap. Notably, the newly released DeepSeek-R1 (671B) outperforms all proprietary LLMs in both zero-shot and CoT settings. Other popular open-source models also achieved comparable performance, including Mistral-Large-Instruct (score of 42.28),<sup>51</sup> Qwen2.5-72B-Instruct (41.62),<sup>52</sup> Gemma-3-27B-it (39.90),<sup>53</sup> and Llama-3.3-70B-Instruct (39.86)<sup>54</sup> with the derived variant Athene-V2-Chat (72B) (41.69),<sup>55</sup> under zero-shot setting. Surprisingly, Llama-4-Scout-17B-16E-Instruct<sup>45</sup> showed a notable decline in performance compared to its predecessor, Llama-3.3-70B-Instruct, despite having a larger number of parameters (35.1 [34.4, 35.9] vs. 39.9 [39.1, 40.7],  $p < 10^{-4}$ ). Despite the emergence of specialized medical LLMs, they did not outperform their general-purpose counterparts. For example, MeLLaMA-70B-chat (32.26) and Llama-3-70B-UltraMedical (33.40) performed worse than the related Llama-3.1-70B-Instruct (39.09) ( $p < 10^{-4}$ ), while some medical variants even lagged behind their foundation models (e.g., Llama-3.1-8B-UltraMedical with a score of 20.16 vs. Llama-3.1-8B-Instruct with a score of 28.98,  $p < 10^{-4}$ ).

Figure 3b illustrates the performance gains associated with increasing model size, with larger models generally outperforming smaller ones. As shown in Figure 3c, comparisons between DeepSeek-R1 and its variants with different model sizes demonstrate a consistent improvement in performance as the size of model parameters increases, aligning with the trend observed in the Llama, Qwen, and MeLLaMA model families. Together, these results highlight the effectiveness of scaling laws in enhancing LLM performance for clinical applications.<sup>2</sup> Models with around 70B parameters represent the most common category of open-source LLMs and typically achieve robust performance, led by Athene-V2-Chat (72B) (41.69), Qwen2.5-72B (41.62), and Llama-3.3-70B (39.86). Among LLMs with around 30B parameters, Gemma-3-27b-it (39.90) and DeepSeek-R1-Distill-Qwen-32B (39.75) stand out. Notably, smaller yet high-performing models such as Phi-4 (14B) (36.13) and Baichuan-M1-14B-Instruct (36.08) closely approach the performance of certain 70B models; the latter, being a recently developed medically specialized LLM, demonstrates the effectiveness of domain adaptation strategies.

### **Inference Strategy Performance**

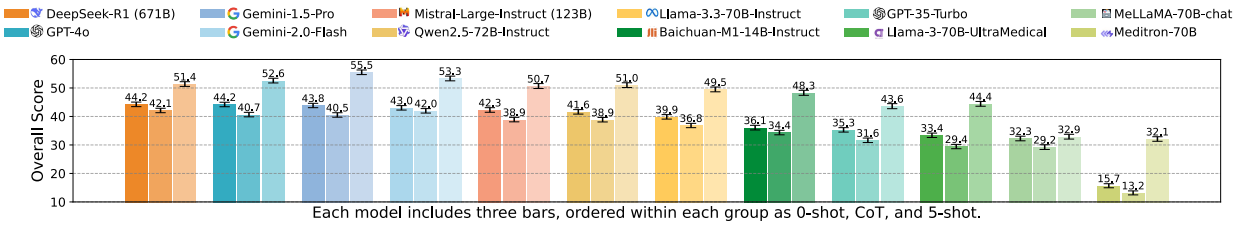
Figure 4a compares the performance of representative LLMs under three inference strategies: zero-shot, CoT, and five-shot. Compared to zero-shot, almost all models (51/52, 98.1%) achieved better performance using few-shot, with 38 models (73.1%) achieving gains exceeding 20%. This widespread performance boost highlights the effectiveness of few-shot prompting, even with a small number of randomly selected examples. Furthermore, few-shot enhancements benefited both top-tier and lower-ranked LLMs. Among the leading models under zero-shot, DeepSeek-R1 improved from 44.2 to 51.4 (+7.2, +16.3%), while Gemini-1.5-Pro rose from 43.8 to 55.5 (+11.7, +26.7%), indicating few-shot further augments even the strong LLMs. Moreover, models initially underperforming in zero-shot mode also exhibited significant improvements with few-shot prompting (see Supplementary Table S2), such as the smaller LLMs (e.g., Llama-3.2-1B-Instruct from 12.7 to 24.4, +92.1%). In particular, several medical LLMs benefited the most from the few-shot strategy. The Llama3-OpenBioLLM-8B showed the largest improvement, growing from 14.0 to 33.1 (+19.1, 136.4%), followed closely by Meditron-70B (15.7 to 32.1, +16.4, +104.5%). Other medical models, such as MMed-Llama-3, Llama-3.1-UltraMedical (8B and 70B), and Baichuan-M1-14B-Instruct, also exhibited improvements ranging

from 32.9% to 67.2%. In contrast, explicitly applying step-by-step reasoning through CoT did not yield the expected performance gains for most LLMs, with only two models showing slight improvement.

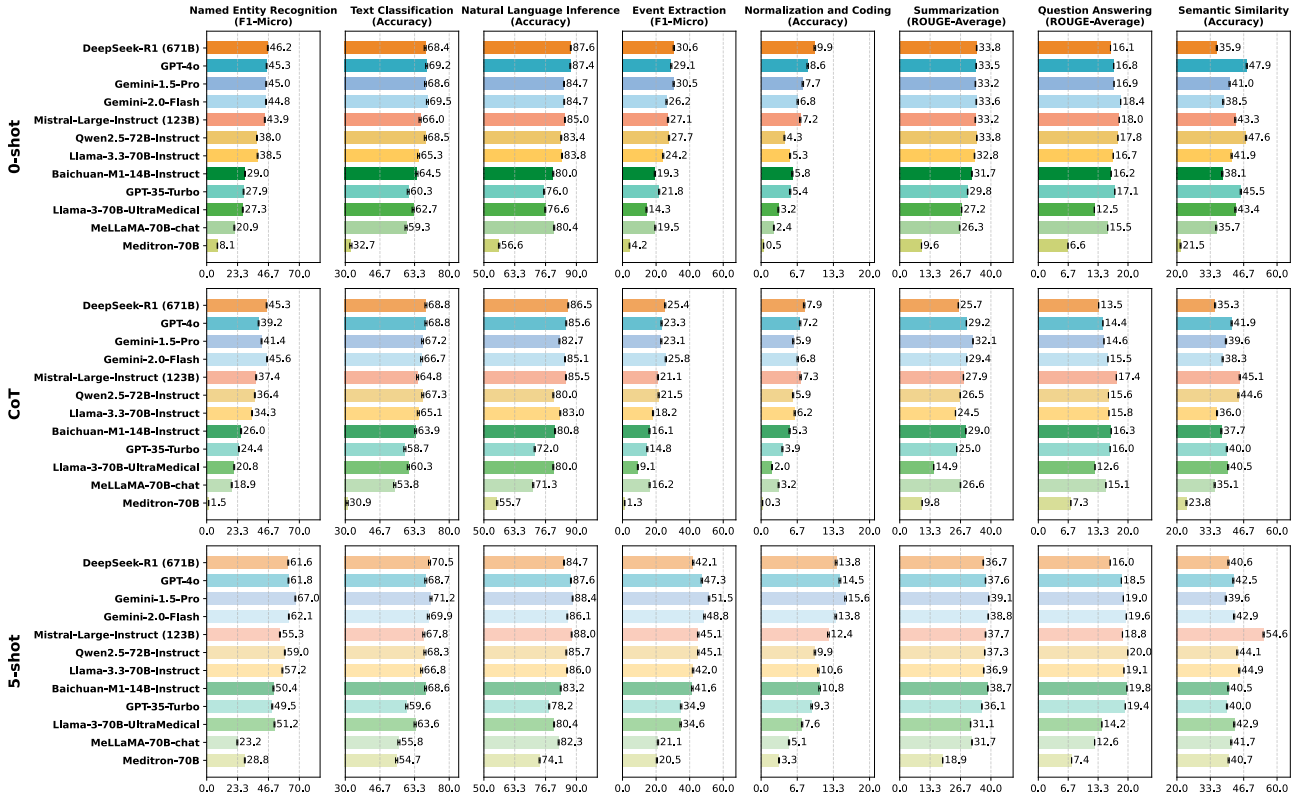


**Figure 3. Overview of evaluated LLMs and their performance.** (a) Categorization and information of evaluated LLMs. (b) Benchmark performance (zero-shot) of LLMs with their release dates. (c) Comparative performance analysis of LLMs of varying sizes within the same model family.

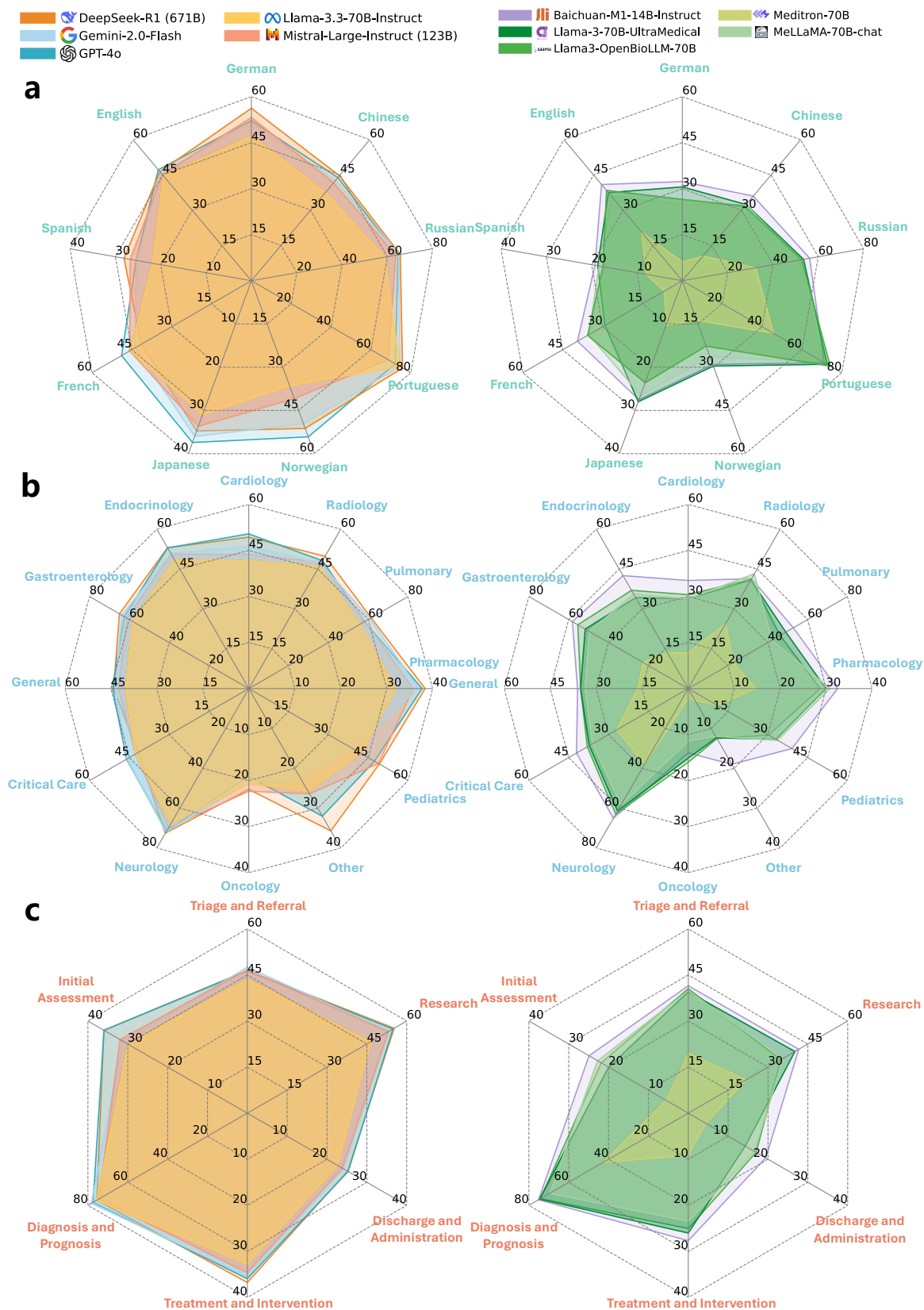
a



b



**Figure 4. Comparative performance of 12 leading and commonly used LLMs under different inference strategies.** (a) Overall score of LLMs evaluated across three inference strategies: zero-shot, CoT, and 5-shot prompting. For each model, three bars are displayed in the order of zero-shot, CoT, and 5-shot. (b) Performance of LLMs across different task categories under the three inference strategies. Error bars represent 95% CI.



**Figure 5. Zero-shot performance of 5 leading and commonly used LLMs in both the general and medical domains across different BRIDGE subgroups. (a) languages, (b) clinical specialties, and (c) clinical stages.**

## Performance analysis for different task types

This benchmark encompasses a broad range of clinical tasks, and Figure 4b provides a broad abilities assessment across different task types for both general and medical LLMs (Supplementary Table S3 for full details). In zero-shot setting, DeepSeek-R1 achieved the highest scores in four types: 46.2 at Named Entity Recognition (NER), 30.6 at Event Extraction, 87.6 at Natural Language Inference (NLI), and 9.9 at Normalization and Coding, while Gemini-2.0-Flash excelled in Text Classification (69.5) and Question-Answering (QA) (18.4). Athene-V2-Chat led in Semantic Similarity with a score of 48.1, and Gemma-2-27B-it achieved the best score (34.7) in Summarization. In contrast, most medically specialized LLMs encountered difficulties in adapting to multiple tasks, with average ranks consistently below 20 out of 52 LLMs. Figure 4b also highlights the performance variations of LLMs across different inference strategies. We observed that LLMs typically performed best on text classification and NLI, both of which offer well-defined, discrete label sets and thus present fewer ambiguities in the output. In contrast, information extraction tasks, such as NER and event extraction, benefited substantially from few-shot prompting, suggesting that more complex and context-dependent clinical tasks require examples to clarify detailed definitions and criteria. Meanwhile, normalization and coding tasks, which demand alignment with standardized medical coding systems (e.g., ICD-10), remained particularly challenging, as many LLMs lacked built-in mappings to these codes.<sup>56</sup> Although few-shot prompts brought modest improvements, performance in these coding tasks remained relatively low (around 15%). Text generation tasks, including QA and summarization, show an average performance of around 20%, indicating that LLMs face significant challenges in clinical text generation.

## Performance analysis for different languages

Figure 5a demonstrates the performance of LLMs across different languages, with additional details available in Supplementary Table S4. The results reveal that many advanced LLMs exhibit robust cross-linguistic adaptability, consistently delivering fine performance for different languages. For instance, DeepSeek-R1 achieved first place in four languages: Chinese, Spanish, German, and Russian, while GPT-4o excelled in Japanese and Norwegian, Gemini-1.5-Pro led in English. Phi-3.5-MoE-instruct outperformed other models in Portuguese, and Qwen2.5-72B-Instruct took the top rank in

French. Notably, LLMs built on the Qwen base model, such as Athene-V2-Chat (72B), Qwen2.5-72B-Instruct, and DeepSeek-R1-Distill-Qwen-32B, achieved high scores across all languages of 46.3, 46.1, and 44.7. Especially, DeepSeek-R1-Distill-Qwen-32B outperformed several larger 70B variants (e.g., Llama-3.3-70B-Instruct and DeepSeek-R1-Distill-Llama-70B, scoring 44.1), this underscores the strong multilingual potential of well-optimized foundation models. Among specialized medical LLMs, Baichuan-M1-14B-Instruct exhibited the best versatility by achieving top scores in six languages (German, English, Spanish, French, Russian, and Chinese), surpassing all other 70B medical models. In contrast, English-centric medical LLMs (e.g., Meditron, MeLLaMA, and BioMistral) perform comparatively lower when applied to other languages. These results highlight the necessity for more diverse multilingual corpora and language-specific tuning to ensure effective global deployment of LLM-based solutions.

### **Performance analysis for different clinical specialties and clinical stages**

We further examined model performance within various clinical specialties, reflecting the diverse specialties from which datasets originated or the specific clinical challenges they addressed (see Supplementary Table S5). As Figure 2b shows, this benchmark comprises 14 specialties; “General” denotes datasets that span more than five specialties or that are not explicitly indicated, while “Others” includes nephrology, dermatology, and psychology (one dataset each). Figure 5b highlights that DeepSeek-R1 delivered the highest scores in radiology (49.8), pulmonology (61.4), neurology (72.5), endocrinology (53.0), gastroenterology (64.9), and the “Others” category (35.7). In contrast, Gemini-1.5-Pro led in pharmacology, critical care (46.6), pediatrics (50.4), and oncology (22.5), whereas GPT-4o excelled in cardiology and “General” tasks. Despite domain-focused pretraining and supervised fine-tuning, the specialized medical LLMs did not show superiority over their general-purpose counterparts. Among these medical models, Baichuan-M1-14B-Instruct demonstrated the broadest versatility by leading in 10 clinical specialties. Llama3-OpenBioLLM-70B outperformed other medical LLMs in oncology-specific tasks. MeLLaMA-70B-chat performed best in radiology, likely aided by substantial training on radiology-focused datasets such as MIMIC-CXR.<sup>57</sup> Figure 5c further presents LLM performance across different clinical stages, and more details are provided in Supplementary Table S6. Gemini-1.5-Pro achieved the best results in Initial Assessment, Diagnosis

and Prognosis, and Treatment and Intervention, while Gemini-2.0-Flash led in Triage and Referral. GPT-4o performed best in Discharge and Administration, and DeepSeek-R1 outperformed others in Research-related tasks. Among medical LLMs, Baichuan-M1-14B-Instruct consistently delivered the highest performance across all stages. Overall, LLMs demonstrated stronger performance in the Diagnosis and Prognosis stage, likely due to the prevalence of well-structured classification tasks. In contrast, other stages often involve more complex tasks such as information extraction (e.g., phenotyping, temporal or causal relations) and text generation (e.g., summarization), which may pose greater challenges.

## Discussion

This study represented the largest benchmark to date for LLMs evaluations on multilingual, real-world clinical text, encompassing 87 tasks in nine languages. We developed a systematic framework and leaderboard for categorizing tasks and defining corresponding evaluation methods, enabling a thorough assessment of 52 state-of-the-art LLMs with 13,572 experiments. Beyond providing a holistic view of current LLM capabilities, our analyses examined performance variations across different perspectives, including inference strategies, languages, task types, and clinical specialties. With comprehensive analyses and a continuously updated leaderboard, clinicians can employ this benchmark to determine the candidate LLMs that best fit specific clinical or research contexts and deployment environments, while AI developers in healthcare can leverage it as a robust reference for further model fine-tuning and system integration. For patients, the benchmark serves as a preliminary assessment of the reliability of LLM outputs, thereby promoting better transparency and confidence in AI-assisted healthcare services.

Unlike scientific literature or licensing exam questions, the information in our benchmark is drawn from actual patient care – the EHR and online doctor-patient interactions.<sup>58,59</sup> Differing from the simplified and standardized multiple-choice evaluations,<sup>18</sup> BRIDGE includes tasks specific to the administration and provision of health care, better reflecting the multifaceted capabilities of LLMs. Although certain LLMs achieved scores above 80 on standardized exams<sup>23,60</sup>—for example, Deepseek-R1 reached a score of 92 on the USMLE dataset,<sup>60</sup> it attained an overall score of only 44.2 out of 100

on our benchmark. While this was the highest among the models evaluated, there remains substantial room for improvement. This stark discrepancy is sobering and highlights limitations of the current LLMs in clinical applications and the necessity of more clinically oriented evaluation before integrating LLMs into clinical practice.<sup>61</sup> Furthermore, by supporting nine distinct languages, our benchmark facilitates more equitable and globally applicable advancements in medical AI, extending the promise of LLMs across diverse healthcare systems worldwide.<sup>62</sup>

Given the rapid and transformative developments of LLMs,<sup>63</sup> especially fueled by open-source initiatives such as LLaMA, Qwen, and DeepSeek,<sup>52,54</sup> our leaderboard of 52 cutting-edge LLMs provides valuable guidance on integrating LLMs into clinical settings. We document the remarkable progress of open-source models, exemplified by Deepseek-R1 surpassing the proprietary models.<sup>64</sup> Although these open-source foundation models also support the development of medical LLMs, current medical-specific variants generally underperform their general-purpose counterparts. This gap partially stems from the outdated base models these medical LLMs were built on, and the limited clinical relevance of their training data,<sup>65</sup> which is primarily drawn from medical textbooks or literature (e.g., PubMed) rather than EHR data.<sup>66,67</sup> Additionally, most medical LLMs are fine-tuned on a limited set of medical tasks (e.g., Meditron was only trained and evaluated on multiple-choice questions).<sup>68</sup> The lack of task diversity may lead to overfitting and reduce the LLM's generalizability across tasks.<sup>69</sup> This limitation is evident in their weaker performance under zero-shot settings and the substantial gains from few-shot prompts, which effectively introduce task-specific information.<sup>70</sup> Despite the multilingual capabilities derived from extensive web-data pretraining,<sup>71,72</sup> most medical LLMs are primarily optimized for the English context, leaving genuinely multilingual clinical foundation models relatively underexplored.<sup>73</sup> Meanwhile, open-source solutions facilitate on-site deployments within hospitals, enabling more localized data and model governance, thereby reducing potential privacy and security risks.<sup>74</sup> But our experiments also confirm that scaling laws<sup>2</sup> persist within clinical tasks – the larger models significantly and consistently outperform the small ones, highlighting a continuing need for efficient deployment strategies to enhance LLM usability, particularly for resource-limited regions.

Inference strategy plays a pivotal role in the practical deployment of LLMs, particularly since most clinical applications will likely not involve LLM fine-tuning but rather rely on task-specific

prompting.<sup>75</sup> Our findings indicate that few-shot prompting proves highly effective for clinical text tasks, significantly enhancing task-specific comprehension and contextualization with only five randomly selected examples. To enhance interpretability, CoT explicitly instructs LLMs to generate step-by-step reasoning before arriving at a final answer.<sup>49</sup> Contrary to observations in other domains,<sup>76</sup> CoT did not yield consistent performance gains in our benchmark and mostly impaired results.<sup>77</sup> This discrepancy appears to stem from the lack of sufficiently grounded medical knowledge to support accurate multi-step reasoning and the heightened risk of hallucinations in such a knowledge-intensive setting.<sup>78,79</sup> Meanwhile, the newly developed reasoning LLMs (e.g., DeepSeek-R1 and QWQ), which employ reinforcement learning to strengthen reasoning capabilities, achieved superior results on our benchmark.<sup>44,80</sup> These models demonstrated a promising direction for developing interpretable LLMs that more closely mirror human decision-making processes. Beyond improved reasoning, the integration of external domain knowledge, such as via retrieval-augmented generation,<sup>81</sup> can further enhance LLM performance and reliability, leveraging their in-context learning abilities while mitigating the risk of misinformation in clinical applications.<sup>81</sup>

Because of the tremendous potential of LLMs in healthcare scenarios as well as the considerable risks to patient safety, robust benchmarking will be essential in order to adopt LLMs into clinical practice.<sup>82,83</sup> Future benchmarks should encourage closer collaboration among clinicians, patients, and LLMs to better simulate real-world interactions, enhance overall clinical impact, and provide a validate human baseline.<sup>84</sup> Additionally, LLMs have been observed to exhibit overoptimism in their inferences,<sup>85</sup> which is critical to address in medical applications. Our benchmark provides a foundation for evaluating the trustworthiness of such predictions. Given the complexity of clinical practice, the scores in our benchmark do not fully equate to LLM performance on specific clinical applications, which require further rigorous assessment. However, BRIDGE provides timely and comprehensive comparisons across diverse tasks and models, serving as a valuable starting point for model selection and filtering, guiding decisions before committing to resource-intensive evaluations or further development of selected base models.

This study has certain limitations. First, given the large scale of our dataset, we do not provide a human baseline for comparison. When considering the safety of an LLM for any specific task, a human

baseline – and ideally a distribution of human baselines is essential. Second, given the breadth of this project, we could not validate the robustness of the reference labels provided by each data source. However, the focus of this work is on the relative performance between LLMs, which is only marginally affected by such shortcomings. Third, the overall score was calculated by averaging the primary metrics across different task types, which introduces inconsistency due to varying metrics. However, we provide fine-grained evaluation in the leaderboard across task types under the same metric to ensure fair comparisons. Finally, while we investigated 52 advanced models, several newly released LLMs (e.g., OpenAI o1, Gemini-Pro-2.5, and Med-PaLM2) were not evaluated due to the constraints of model access and resources within healthcare systems. This leaderboard is periodically updated to maintain its relevance and currency, offering a dynamic resource for tracking and advancing LLM performance in clinical text understanding.

In conclusion, this study established a comprehensive benchmark and systematically evaluated LLMs on real-world clinical text understanding. By centering on real-world EHR-based tasks and capturing the complexity of clinical text, our findings highlight the gap between current LLM capabilities and the demands of clinical practice, while also revealing substantial performance variability across models, languages, and clinical scenarios. These insights provide critical guidance for optimizing LLMs in healthcare and inform future efforts to align model development with the practical needs of clinical applications.

# Methods

## Clinical Text Dataset Collection

To comprehensively evaluate the LLMs performance on real-world clinical text data, we systematically identified and curated a diverse collection of clinical text datasets representative of authentic clinical scenarios.

This process was initially guided by our prior systematic review of clinical text datasets,<sup>43</sup> which conducted a global survey of publicly available resources. Building upon this foundation, we expanded our search scope and employed a standardized protocol to ensure that the included datasets fully satisfied the benchmarking criteria of clinical relevance, diversity, and suitability.

Specifically, we targeted three primary sources:

1. **Literature Databases:** Widely recognized biomedical literature databases, including PubMed and MEDLINE, and computational linguistic repositories, notably the ACL Anthology, a leading digital archive of Natural Language Processing (NLP)-focused journal articles and conference proceedings.
2. **Community Challenges:** Commonly used and actively maintained clinical NLP challenges and benchmarks, such as the National NLP Clinical Challenges<sup>86</sup> (n2c2, formerly i2b2) and CLEF eHealth.<sup>87</sup>
3. **Dataset Repositories:** Biomedical dataset platforms (PhysioNet<sup>88</sup>) and NLP-focused dataset hubs (Hugging Face<sup>89</sup>), which store extensive collections of biomedical datasets and are frequently updated with new resources.

Detailed search strategies, including specific Medical Subject Headings (MeSH) terms and keywords, can be found in our prior review.<sup>43</sup>

## Criteria for Dataset Selection

Datasets identified through these sources underwent screening based on the following predefined inclusion and exclusion criteria:

1. **Real-World Clinical Text Data:** Eligible datasets were required to consist of authentic clinical texts derived directly from real-world medical settings, such as electronic health

records (EHRs), clinical case reports, or healthcare consultations. Non-clinical sources (e.g., textbooks, social media) or datasets relying primarily on non-textual (e.g., genomic or protein sequences) or multimodal inputs were excluded.

2. **Public Accessibility and Availability:** Datasets included in this investigation are publicly available or accessible through standardized request procedures to ensure reproducibility and transparency.
3. **Sufficient Data Scale:** Only datasets containing at least 200 samples were included to ensure reliable evaluations and robust statistical analyses.

Finally, the curated datasets provided a diverse corpus representative of authentic clinical scenarios.

### **Benchmark Construction**

Based on the included datasets, we constructed a set of clinical text tasks tailored for assessing LLMs. These tasks simulate diverse clinical scenarios characterized by complexity, contextual variability, and multi-source information requirements. Unlike traditional NLP methods, which typically rely on supervised training with task-specific model architectures, LLMs perform tasks by interpreting textual prompts without dedicated training. Therefore, precise task design and standardization are critical for fair and objective evaluations. Detailed information about all tasks can be found in Supplementary Section 4 and Section 5, and the metadata of tasks are in the Supplementary Table S8.

To ensure task suitability and consistency, we transformed and standardized datasets through the following structured process:

#### **Task Definition and Categorization**

Task objectives and evaluation criteria were primarily derived from original dataset descriptions or primary publications (hereafter collectively referred to as dataset source). Tasks were categorized into different types:

1. Text classification: Determine or predict categorical labels (e.g., diagnosis, risk stratification) based on the provided clinical texts.
2. Semantic similarity: Assessing the similarity of two sentences or clinical notes.
3. Natural Language Inference (NLI): Evaluating the logical relationships (e.g., entailment, contradiction, neutrality) between paired texts.

4. Normalization and coding: Map the whole clinical note or the extracted entities to standardized clinical code systems (e.g., ICD, SNOMED)
5. Named Entity Recognition (NER): Identify the medical entities and label them with appropriate types (e.g., symptom, disease, examination).
6. Event extraction: Identify the medical entities and capture additional attributes or relations beyond simple entity types (e.g., temporal status, severity).
7. Question-Answering (QA): Generating accurate responses to healthcare inquiries.
8. Summarization: Condense clinical notes into concise summaries by retaining essential information, with extraction or generation methods.

### **Input Text Preparation and Standardization**

Relevant textual information for each task was systematically extracted from the original datasets and integrated using standardized templates. For instance, the required text fields were distilled from the whole EHR database and then condensed into structured inputs with templates (e.g., "Chief Complaint: ..., Examination: ..."). Additionally, for tasks introducing structured metadata (e.g., demographic information and examination results), we transformed these structured features into explicitly labeled textual forms, integrating them seamlessly with clinical notes. The template for input and output can be found in Supplementary Section 4.1.

### **Output Standardization and Formatting**

Given the heterogeneity of original task outputs, including classification logits, BIO-style entity tags, or structured annotations, all outputs were instructed to be standardized into clear, structured textual responses for automatic result processing and analysis on evaluation. Specifically:

1. Tasks for Text classification, Semantic similarity, NLI, and Normalization and Coding (document level): Outputs were standardized into explicit textual labels indicating predicted categories.
2. Tasks for NER, Event extraction, and Normalization and Coding (entity level): Outputs were formatted into structured textual annotations clearly indicating subject spans and other required attributes (e.g., "Entity: ..., Type: ..., Status: ...").

3. Tasks for QA and Summarization: Outputs were directly formulated as concise, structured free-text outputs.

Outputs that failed to follow the required format were regarded as invalid responses during the evaluation phase. This uniform output format enables automated extraction and quantitative evaluation of LLM-generated results, ensuring efficient and objective performance assessment.

### **Task Instruction (Prompt) Definition**

Due to the complexity of clinical text tasks, which often rely on professional definitions and domain-specific terminology, we prioritized the use of task instructions from authoritative dataset sources, including original dataset papers, annotation guidelines, and supplementary data descriptions. To minimize variability and potential biases introduced by differing prompts, we adopted straightforward and concise instruction templates for all tasks.

Given the multilingual nature of our benchmark, we preferentially retained the task description aligned with their original language if available, preserving context-specific semantics critical for accurate interpretation. Meanwhile, the instructions for other tasks and the base templates (both input and output may involve) were uniformly provided in English, as the existing LLMs all support English and yield fine performance in English.

### **Dataset Splitting**

Dataset partitions followed the official splits defined by dataset sources whenever available, facilitating direct comparability with prior studies. For datasets without predefined splits, we applied the following selection strategy: for datasets with over 2000 samples, 10% were randomly selected as the test set; for datasets with 1000 to 2000 samples, 20% were selected; and for datasets with fewer than 1000 samples, all samples were used for testing except for 20 cases reserved as a pool for selecting few-shot examples. For each dataset, five samples outside the test set were randomly selected as few-shot examples. All the benchmark experiments were conducted on the split test partitions.

### **Task Taxonomy and Characteristics**

To systematically investigate the abilities of LLMs across different clinical scenarios, we extracted key features for each task and mapped them into standardized taxonomies. These include

Language, Sourced Clinical Document, Clinical Specialty, and Clinical Stage and Application, which can refer to Supplementary Section 4.2 Task Taxonomy and Characteristics.

## **Model Implementation**

We included a diverse range of state-of-the-art LLMs, covering both proprietary and open-source LLMs. Detailed information for all models can be found in Supplementary Table S1. All experiments, including data selection and model inference, used a fixed random seed (42) across all tasks and models to ensure reproducibility. For decoding configuration, the greedy decoding strategy was employed for all models, with specific parameters (temperature = 0, top\_p = None, top\_k = None), to eliminate randomness and produce deterministic outputs.

The model inference was conducted using the following computational setups:

1. Open-source models: all open-sourced models (except DeepSeek-R1[671B]) were deployed locally on Mass General Brigham (MGB) institutional server with 8 NVIDIA H100 GPUs. The inference process was accelerated using the vLLM framework<sup>90</sup> to optimize efficiency. DeepSeek-R1 (671B) is deployed and used on Microsoft Azure via infrastructure managed by Stanford University.
2. Proprietary models: Due to privacy and security considerations, proprietary models were evaluated via institutional cloud infrastructure within the compliance of HIPAA:
  - a) OpenAI models (GPT-3.5-Turbo-0125 and GPT-4o-0806): Deployed on Microsoft Azure server at Mass General Brigham.
  - b) Google models (Gemini-2.0-Flash-001 and Gemini-1.5-Pro-002): Deployed on Google Cloud Platform at Mayo Clinic.

All records of inference requests and responses were securely stored in accordance with MGB data governance policies.

## **Inference Strategy**

In this study, we systematically evaluated three distinct inference strategies:

1. Zero-shot: Only the task instructions and input data were provided. The LLM was prompted to directly produce the target outputs without any support.

2. Chain-of-Thought (CoT): Task instructions explicitly directed the LLM to generate a step-by-step explanation of its reasoning process before providing the final output, which can significantly improve the model's interpretability.
3. Few-shot: Five reserved independent samples serve as examples, which leverage the LLM's capability of in-context learning to guide the model to conduct tasks. For models supporting conversational interactions, examples were presented sequentially to simulate realistic user-system dialogues; otherwise, input-output pairs were directly appended to the instruction.

Details about the prompt for different inference strategies can be found in Supplementary Section 4.1.

## **Evaluation Framework**

To ensure consistent, objective, and automated evaluations, we established standardized evaluation schemes covering reference standard, result extraction, task-specific metrics, and statistical analysis.

### **Reference Standard**

For each task in our benchmark, the reference standard is sourced from the labels released with the original source datasets. These labels were generated through different mechanisms, including expert manual annotation and derivation from structured EHR systems, and undergone the quality-control procedures defined by dataset creators. To maintain consistency with prior work and preserve the integrity of each dataset, we adopted these original labels without additional modification.

### **Result Extraction**

We develop an automated script for each task separately to extract results from the standardized LLM outputs described previously. For outputs failing to meet the required formatting standards, we regarded them as invalid responses. We calculated the valid rate for each experiment setting and presented the results in Supplementary Table S7. For tasks under the types of text classification, semantic similarity, NLI, and normalization/coding (with explicitly defined labels), invalid model outputs were replaced with randomly assigned labels from the valid label set. For the remaining task types, invalid outputs were retained as empty responses.

### **Evaluation Metrics**

Representative metrics were carefully selected for each task category, with a designated primary metric facilitating overall benchmarking comparisons:

1. Text classification, Semantic similarity, NLI, and Normalization and Coding (document level): We evaluate these tasks with Accuracy (primary metric), micro F1-score, and macro F1-score. Accuracy directly reflects overall classification performance by measuring the proportion of correct predictions. The F1 scores provide complementary insights by considering precision and recall across classes. The micro F1-score emphasizes performance in common classes, while the macro F1-score equally weights all classes, highlighting performance in less frequent categories.
2. NER, Event extraction, and Normalization and Coding (entity level): We evaluate these tasks with subject-level F1-score and event-level F1-score (both calculated by micro-scoring). The subject-level F1-score only evaluates the model's ability to identify the correct subjects without considering their attributes, providing preliminary performance insights. Event-level F1-score, the primary metric, comprehensively evaluates model accuracy by measuring extraction precision and recall across entities and their attributes.
3. QA and Summarization: We evaluate these tasks with BLEU-4, ROUGE-average (primary metric), and BERTScore. ROUGE-average<sup>91</sup> is the average score of ROUGE-1, ROUGE-2, and ROUGE-L, thus capturing the recall of unigrams, bigrams, and longest common subsequences between the candidate and reference texts. BLEU-4<sup>92</sup> combines the precision of 1-, 2-, 3-, and 4-gram matches between generated outputs and references. BERTScore<sup>93</sup> evaluates semantic alignment between generated and reference texts by leveraging contextual embeddings from BERT. All these metrics generally show a consistent trend across tasks, while the ROUGE-average exhibits more distinctions among models in our experiments. Therefore, we adopt ROUGE-average as the primary metric.

These metrics were computed using standard libraries to ensure reproducibility: *Scikit-learn*<sup>94</sup> for classification and extraction tasks, *nltk*<sup>95</sup> for BLEU-4, *rouge\_scorer*<sup>96</sup> for ROUGE-average, and *bert\_score*<sup>97</sup> for BERTScore.

### **Performance Calculation**

To enable quantitative comparisons, we compute an overall score for each LLM by averaging its primary-metric values across all tasks. This aggregate measure reflects a model’s relative performance

on the benchmark as a whole. For subgroup analyses, such as task type, language, clinical specialty and clinical stages, the same averaging procedure is applied to the subset of tasks that meet the specified criteria, yielding a focused performance estimate within that domain.

### **Statistical Analysis**

Model performance was evaluated with non-parametric bootstrapping (1,000 resamples with replacement). For each model, we computed the bootstrapped mean and its 95 % confidence interval (CI), yielding robust estimates of central tendency and sampling variability. Pairwise model comparisons were assessed with a two-sided significance test. All analyses were performed in Python 3.10.15 (NumPy v1.26.4, SciPy v1.14.1).

### **Data Contamination Analysis**

The advanced LLMs typically undergo extensive training on vast data, raising the possibility of unintended data exposure of benchmark. To assess this potential data contamination, we employed a text completion-based approach to detect possible leakage of benchmark data into the evaluated models' training corpora.<sup>98</sup> Specifically, we tokenized each test sample using model-specific tokenizers, truncating sequences at predetermined positions (tokens 10, 15, 20, 25, and 30) and prompting the LLM to predict the subsequent five tokens. The accuracy of predicted tokens compared to actual tokens (5-gram accuracy) was measured. A test sample was classified as potentially leaked if predictions exactly matched actual tokens at three or more truncation positions. To balance sufficient contextual information while avoiding overly simplistic long-context completions, truncation points began from token position 10, incrementing by intervals of 5 tokens.

## Acknowledgments

We thank Xiaocong Liu, Wanxin Li, Qingcheng Zeng, Zichang Su, and Xiaoyue Wang for the initial collection and process of datasets. This study was partially funded by PCORI ME-2022C1-25646, Goldberg Scholarship and Brigham Research Institute. L.A.C. is funded by the National Institute of Health through DS-I Africa U54 TW012043-01 and Bridge2AI OT2OD032701, the National Science Foundation through ITEST #2148451, and a grant of the Korea Health Technology R&D Project through the Korea Health Industry Development Institute (KHIDI), funded by the Ministry of Health & Welfare, Republic of Korea (grant number: RS-2024-00403047). S.S. is funded in part by FDA research contracts (HHSF223201710186C and HHSF223201710146C), the FDA Sentinel Innovation Center (75F40119F19002), the NIH (NHLBI R01-HL141505, NIAMS R01-AR080194), the Burroughs Wellcome Fund, and PCORI. J.H.C. was supported by NIH/National Institute of Allergy and Infectious Diseases (1R01AI17812101), NIH-NCATS-Clinical & Translational Science Award (UM1TR004921), NIH/National Institute on Drug Abuse Clinical Trials Network (UG1DA015815 - CTN-0136), Stanford Bio-X Interdisciplinary Initiatives Seed Grants Program (IIP) [R12] [JHC], NIH/Center for Undiagnosed Diseases at Stanford (U01 NS134358), Stanford Institute for Human-Centered Artificial Intelligence (HAI), and Gordon and Betty Moore Foundation (Grant #12409).

## Author contribution

J.Y. designed this study. J.W. and B.G. constructed the benchmark and conducted the experiments. J.W., B.G., and J.Y. analyzed the results and drafted the initial manuscript. R.Z. and K.X. contributed to the benchmark construction, J.W., B.G., and R.Z. contributed to the data contamination experiments, and K.X. and J.W. contributed to building the leaderboard. D.S., V.C., S.R-B, and Y.J. contributed the inferences of Gemini-series and Deepseek-R1. R.W., R.J.D., E.A., L.A.C., A.R., S.S., J.H.C., S.R-B., K.J.L., and J.Y. contributed to manuscript design and refinement. J.Y. and K.J.L. supervised this study. All authors revised, read, and approved the manuscript.

## Ethics declarations

### Competing interests

K.J.L. has received research grants from Takeda, AbbVie, and UCB for projects unrelated to this study. E.A. reports consultant fees from Fourier Health. S.S. is participating in investigator-initiated grants to the Brigham and Women’s Hospital from Boehringer Ingelheim, Takeda, and UCB unrelated to the topic of this study. He is an advisor to and owns equity in Aetion Inc., a software manufacturer. S.S. is an advisor to Temedica GmbH, a patient-oriented data generation company and his interests were declared, reviewed, and approved by the Brigham and Women’s Hospital in accordance with their institutional compliance policies. J.H.C. reports cofounding Reaction Explorer, that develops and licenses organic chemistry education software, and receive medical expert witness fees from Sutton Pierce, Younker Hyde MacFarlane, Sykes McAllister, Elite Expert, consulting fees from ISHI Health, and honoraria or travel expenses for invited presentations by insitro, General Reinsurance Corporation, Cozeva, and other industry conferences, academic institutions, and health systems.

### Data availability

All fully open-access datasets in BRIDGE are shared at <https://huggingface.co/datasets/YLab-Open/BRIDGE-Open> under their respective data use agreements. All dataset sources and corresponding links for additional data access are listed in Supplementary Section 4. The leaderboard is available at <https://huggingface.co/spaces/YLab-Open/BRIDGE-Medical-Leaderboard>, where we also provide contact information for submitting new models for evaluation without requiring direct data access. Additional metadata supporting this study are available from the corresponding author upon reasonable request.

### Code availability

The corresponding benchmark evaluation code can be found at <https://github.com/YLab-Open/BRIDGE>.

## References

1. Thirunavukarasu, A. J. *et al.* Large language models in medicine. *Nat. Med.* **29**, 1930–1940 (2023).
2. Kaplan, J. *et al.* Scaling Laws for Neural Language Models. Preprint at <http://arxiv.org/abs/2001.08361> (2020).
3. Zhang, S. *et al.* Instruction tuning for large language models: A survey. (2024).
4. Min, B. *et al.* Recent advances in natural language processing via large pre-trained language models: A survey. *Acm Comput. Surv.* **56**, (2023).
5. Qin, C. *et al.* Is ChatGPT a general-purpose natural language processing task solver? in *Proceedings of the 2023 conference on empirical methods in natural language processing* 1339–1384 (Association for Computational Linguistics, Singapore, 2023). doi:10.18653/v1/2023.emnlp-main.85.
6. Huang, J. & Chang, K. C.-C. Towards reasoning in large language models: a survey. in *Findings of the association for computational linguistics: ACL 2023* 1049–1065 (Association for Computational Linguistics, Toronto, Canada, 2023). doi:10.18653/v1/2023.findings-acl.67.
7. Tang, L. *et al.* Evaluating large language models on medical evidence summarization. *Npj Digit. Med.* **6**, 1–8 (2023).
8. Van Veen, D. *et al.* Adapted large language models can outperform medical experts in clinical text summarization. *Nat. Med.* **30**, 1134–1142 (2024).
9. Jiang, L. Y. *et al.* Health system-scale language models are all-purpose prediction engines. *Nature* **619**, 357–362 (2023).
10. Goh, E. *et al.* GPT-4 assistance for improvement of physician performance on patient care tasks: A randomized controlled trial. *Nat. Med.* 1–6 (2025) doi:10.1038/s41591-024-03456-y.
11. Jeblick, K. *et al.* ChatGPT makes medicine easy to swallow: an exploratory case study on simplified radiology reports. *Eur. Radiol.* (2023) doi:10.1007/s00330-023-10213-1.
12. Goodman, R. S. *et al.* Accuracy and Reliability of Chatbot Responses to Physician Questions. *JAMA Netw. Open* **6**, e2336483 (2023).
13. Sheng, B. *et al.* Large language models for diabetes care: Potentials and prospects. *Sci. Bull.* **69**, 583–588 (2024).
14. Zaretsky, J. *et al.* Generative artificial intelligence to transform inpatient discharge summaries to patient-friendly language and format. *JAMA Netw. Open* **7**, e240357 (2024).
15. Wang, X. *et al.* ChatGPT: promise and challenges for deployment in low- and middle-income countries. *Lancet Reg. Health – West. Pac.* **41**, (2023).
16. Ferryman, K., Mackintosh, M. & Ghassemi, M. Considering Biased Data as Informative Artifacts in AI-Assisted Health Care. *N. Engl. J. Med.* **389**, 833–838 (2023).
17. McCoy, L. G., Manrai, A. K. & Rodman, A. Large language models and the degradation of the medical record. *N. Engl. J. Med.* **391**, 1561–1564 (2024).
18. Raji, I. D., Daneshjou, R. & Alsentzer, E. It’s time to bench the medical exam benchmark. *NEJM AI* **2**, A1e2401235 (2025).
19. Jin, D. *et al.* What disease does this patient have? A large-scale open domain question answering dataset from medical exams. *Appl. Sci.* **11**, (2021).

20. Jin, Q., Dhingra, B., Liu, Z., Cohen, W. & Lu, X. PubMedQA: a dataset for biomedical research question answering. in *Proceedings of the 2019 conference on empirical methods in natural language processing and the 9th international joint conference on natural language processing (EMNLP-IJCNLP)* 2567–2577 (Association for Computational Linguistics, Hong Kong, China, 2019). doi:10.18653/v1/D19-1259.
21. Chen, Q. *et al.* Benchmarking large language models for biomedical natural language processing applications and recommendations. *Nat. Commun.* **16**, 3280 (2025).
22. OpenAI. GPT-4 Technical Report. Preprint at <https://doi.org/10.48550/arXiv.2303.08774> (2023).
23. Singhal, K. *et al.* Toward expert-level medical question answering with large language models. *Nat. Med.* 1–8 (2025).
24. Mahmood, F. A benchmarking crisis in biomedical machine learning. *Nat. Med.* 1–1 (2025) doi:10.1038/s41591-025-03637-3.
25. Harris, E. Large Language Models Answer Medical Questions Accurately, but Can't Match Clinicians' Knowledge. *JAMA* **330**, 792–794 (2023).
26. Peng, C. *et al.* A study of generative large language model for medical research and healthcare. *Npj Digit. Med.* **6**, 1–10 (2023).
27. Kreimeyer, K. *et al.* Natural language processing systems for capturing and standardizing unstructured clinical information: A systematic review. *J. Biomed. Inform.* **73**, 14–29 (2017).
28. Bedi, S. *et al.* Testing and Evaluation of Health Care Applications of Large Language Models: A Systematic Review. *JAMA* (2024) doi:10.1001/jama.2024.21700.
29. Perlis, R. H. & Fihn, S. D. Evaluating the Application of Large Language Models in Clinical Research Contexts. *JAMA Netw. Open* **6**, e2335924 (2023).
30. Goh, E. *et al.* Large language model influence on diagnostic reasoning: A randomized clinical trial. *JAMA Netw. Open* **7**, e2440969 (2024).
31. Nayak, A. *et al.* Comparison of History of Present Illness Summaries Generated by a Chatbot and Senior Internal Medicine Residents. *JAMA Intern. Med.* **183**, 1026–1027 (2023).
32. Zack, T. *et al.* Assessing the potential of GPT-4 to perpetuate racial and gender biases in health care: a model evaluation study. *Lancet Digit. Health* **6**, e12–e22 (2024).
33. Liu, X. *et al.* Uncovering Language Disparity of ChatGPT on Retinal Vascular Disease Classification: Cross-Sectional Study. *J. Med. Internet Res.* **26**, e51926 (2024).
34. Kim, J., Cai, Z. R., Chen, M. L., Simard, J. F. & Linos, E. Assessing Biases in Medical Decisions via Clinician and AI Chatbot Responses to Patient Vignettes. *JAMA Netw. Open* **6**, e2338050 (2023).
35. Zeng, Q. *et al.* GreenPLM: Cross-Lingual Transfer of Monolingual Pre-Trained Language Models at Almost No Cost. in *Proceedings of the Thirty-Second International Joint Conference on Artificial Intelligence* 6290–6298 (International Joint Conferences on Artificial Intelligence Organization, Macau, SAR China, 2023). doi:10.24963/ijcai.2023/698.
36. Chang, Y. *et al.* A Survey on Evaluation of Large Language Models. *ACM Trans. Intell. Syst. Technol.* (2024) doi:10.1145/3641289.
37. Singhal, K. *et al.* Large language models encode clinical knowledge. *Nature* **620**, 172–180 (2023).
38. Xie, Q. *et al.* Medical foundation large language models for comprehensive text analysis and beyond. *Npj Digit. Med.* **8**, 1–10 (2025).

39. Liu, X. *et al.* A generalist medical language model for disease diagnosis assistance. *Nat. Med.* 1–11 (2025) doi:10.1038/s41591-024-03416-6.
40. Chiang, W.-L. *et al.* Chatbot arena: An open platform for evaluating LLMs by human preference. in *Forty-first international conference on machine learning* (2024).
41. Minssen, T., Vayena, E. & Cohen, I. G. The Challenges for Regulating Medical Use of ChatGPT and Other Large Language Models. *JAMA* **330**, 315–316 (2023).
42. Tang, Y.-D., Dong, E.-D. & Gao, W. LLMs in medicine: The need for advanced evaluation systems for disruptive technologies. *The Innovation* **5**, (2024).
43. Wu, J. *et al.* Clinical Text Datasets for Medical Artificial Intelligence and Large Language Models — A Systematic Review. *NEJM AI* (2024) doi:10.1056/AIra2400012.
44. DeepSeek-AI *et al.* DeepSeek-R1: Incentivizing reasoning capability in LLMs via reinforcement learning. Preprint at <https://doi.org/10.48550/arXiv.2501.12948> (2025).
45. The llama 4 herd: The beginning of a new era of natively multimodal AI innovation. *Meta AI* <https://ai.meta.com/blog/llama-4-multimodal-intelligence/>.
46. OpenAI *et al.* GPT-4o system card. Preprint at <https://doi.org/10.48550/arXiv.2410.21276> (2024).
47. Gemini Team *et al.* Gemini 1.5: Unlocking multimodal understanding across millions of tokens of context. Preprint at <https://doi.org/10.48550/arXiv.2403.05530> (2024).
48. Brown, T. *et al.* Language models are few-shot learners. in *Advances in neural information processing systems* vol. 33 1877–1901 (Curran Associates, Inc., 2020).
49. Wei, J. *et al.* Chain-of-thought prompting elicits reasoning in large language models. in *Proceedings of the 36th International Conference on Neural Information Processing Systems* 24824–24837 (Curran Associates Inc., Red Hook, NY, USA, 2022).
50. Wang, B. *et al.* Baichuan-M1: Pushing the medical capability of large language models. Preprint at <https://doi.org/10.48550/arXiv.2502.12671> (2025).
51. Jiang, A. Q. *et al.* Mistral 7B. Preprint at <https://doi.org/10.48550/arXiv.2310.06825> (2023).
52. Qwen *et al.* Qwen2.5 technical report. Preprint at <https://doi.org/10.48550/arXiv.2412.15115> (2025).
53. Gemma Team *et al.* Gemma 3 technical report. Preprint at <https://doi.org/10.48550/arXiv.2503.19786> (2025).
54. Grattafiori, A. *et al.* The llama 3 herd of models. Preprint at <https://doi.org/10.48550/arXiv.2407.21783> (2024).
55. Nexusflow/athene-V2-chat · hugging face. <https://huggingface.co/Nexusflow/Athene-V2-Chat> (2024).
56. Soroush, A. *et al.* Large language models are poor medical coders — benchmarking of medical code querying. *NEJM AI* **1**, AIdbp2300040 (2024).
57. Johnson, A. E. W. *et al.* MIMIC-CXR, a de-identified publicly available database of chest radiographs with free-text reports. *Sci. Data* **6**, 317 (2019).
58. Percha, B. Modern Clinical Text Mining: A Guide and Review. *Annu. Rev. Biomed. Data Sci.* **4**, 165–187 (2021).
59. Huang, K. *et al.* A foundation model for clinician-centered drug repurposing. *Nat. Med.* 1–13 (2024) doi:10.1038/s41591-024-03233-x.

60. Tordjman, M. *et al.* Comparative benchmarking of the DeepSeek large language model on medical tasks and clinical reasoning. *Nat. Med.* 1–1 (2025) doi:10.1038/s41591-025-03726-3.
61. Savage, T., Nayak, A., Gallo, R., Rangan, E. & Chen, J. H. Diagnostic reasoning prompts reveal the potential for large language model interpretability in medicine. *Npj Digit. Med.* **7**, 1–7 (2024).
62. Pfohl, S. R. *et al.* A toolbox for surfacing health equity harms and biases in large language models. *Nat. Med.* 1–11 (2024) doi:10.1038/s41591-024-03258-2.
63. DeepSeek-AI *et al.* DeepSeek LLM: Scaling open-source language models with longtermism. Preprint at <https://doi.org/10.48550/arXiv.2401.02954> (2024).
64. Buckley, T. A., Crowe, B., Abdulnour, R.-E. E., Rodman, A. & Manrai, A. K. Comparison of frontier open-source and proprietary large language models for complex diagnoses. *JAMA Health Forum* **6**, e250040 (2025).
65. Yang, X. *et al.* A large language model for electronic health records. *Npj Digit. Med.* **5**, 1–9 (2022).
66. Hager, P. *et al.* Evaluation and mitigation of the limitations of large language models in clinical decision-making. *Nat. Med.* **30**, 2613–2622 (2024).
67. Wornow, M. *et al.* The shaky foundations of large language models and foundation models for electronic health records. *Npj Digit. Med.* **6**, 1–10 (2023).
68. Dorfner, F. J. *et al.* Biomedical large languages models seem not to be superior to generalist models on unseen medical data. Preprint at <https://doi.org/10.48550/arXiv.2408.13833> (2024).
69. Meshkin, H. *et al.* Harnessing large language models’ zero-shot and few-shot learning capabilities for regulatory research. *Brief. Bioinform.* **25**, bbae354 (2024).
70. Agrawal, M., Hegselmann, S., Lang, H., Kim, Y. & Sontag, D. Large language models are few-shot clinical information extractors. in *Proceedings of the 2022 Conference on Empirical Methods in Natural Language Processing 1998–2022* (Association for Computational Linguistics, Abu Dhabi, United Arab Emirates, 2022).
71. Qiu, P. *et al.* Towards building multilingual language model for medicine. *Nat. Commun.* **15**, 8384 (2024).
72. Qin, L. *et al.* A survey of multilingual large language models. *Patterns* **6**, 101118 (2025).
73. Liu, F. *et al.* A multimodal multidomain multilingual medical foundation model for zero shot clinical diagnosis. *Npj Digit. Med.* **8**, 1–12 (2025).
74. Das, B. C., Amini, M. H. & Wu, Y. Security and privacy challenges of large language models: A survey. *ACM Comput Surv* **57**, 152:1-152:39 (2025).
75. Lehman, E. *et al.* Do we still need clinical language models? in *Proceedings of the Conference on Health, Inference, and Learning* (2023).
76. Wang, X. *et al.* Self-consistency improves chain of thought reasoning in language models. Preprint at <https://doi.org/10.48550/arXiv.2203.11171> (2023).
77. Liévin, V., Hother, C. E., Motzfeldt, A. G. & Winther, O. Can large language models reason about medical questions? *Patterns* **5**, (2024).
78. Wu, J. *et al.* Large language models leverage external knowledge to extend clinical insight beyond language boundaries. *J. Am. Med. Inform. Assoc.* ocae079 (2024) doi:10.1093/jamia/ocae079.
79. Wu, J., Wu, X. & Yang, J. Guiding clinical reasoning with large language models via knowledge seeds. in vol. 8 7491–7499 (2024).

80. Qwen Team. QwQ-32B: Embracing the power of reinforcement learning. *Qwen* <https://qwenlm.github.io/blog/qwq-32b/> (2025).
81. Zakka, C. *et al.* Almanac — Retrieval-Augmented Language Models for Clinical Medicine. *NEJM AI* **1**, AIoa2300068 (2024).
82. Shah, N. H., Entwistle, D. & Pfeffer, M. A. Creation and Adoption of Large Language Models in Medicine. *JAMA* (2023) doi:10.1001/jama.2023.14217.
83. Karargyris, A. *et al.* Federated benchmarking of medical artificial intelligence with MedPerf. *Nat. Mach. Intell.* **5**, 799–810 (2023).
84. Rodman, A., Zwaan, L., Olson, A. & Manrai, A. K. When it comes to benchmarks, humans are the only way. *NEJM AI* **2**, AIe2500143 (2025).
85. Gu, B., Desai, R. J., Lin, K. J. & Yang, J. Probabilistic medical predictions of large language models. *Npj Digit. Med.* **7**, 1–9 (2024).
86. National NLP clinical challenges (n2c2). <https://n2c2.dbmi.hms.harvard.edu/home>.
87. CLEF eHealth lab series. <https://clefehealth.imag.fr/clefehealth.imag.fr/index.html>.
88. Goldberger, A. L. *et al.* PhysioBank, PhysioToolkit, and PhysioNet: Components of a New Research Resource for Complex Physiologic Signals<sup>1</sup>. *Circulation* **101**, e215–e220 (2000).
89. Hugging face – the AI community building the future. <https://huggingface.co/> (2025).
90. Kwon, W. *et al.* Efficient memory management for large language model serving with PagedAttention. in *Proceedings of the 29th Symposium on Operating Systems Principles* 611–626 (Association for Computing Machinery, New York, NY, USA, 2023). doi:10.1145/3600006.3613165.
91. Lin, C.-Y. ROUGE: A package for automatic evaluation of summaries. in *Text Summarization Branches Out* 74–81 (Association for Computational Linguistics, Barcelona, Spain, 2004).
92. Papineni, K., Roukos, S., Ward, T. & Zhu, W.-J. BLEU: A method for automatic evaluation of machine translation. in *Proceedings of the 40th Annual Meeting on Association for Computational Linguistics - ACL '02* 311 (Association for Computational Linguistics, Philadelphia, Pennsylvania, 2001). doi:10.3115/1073083.1073135.
93. Zhang, T., Kishore, V., Wu, F., Weinberger, K. Q. & Artzi, Y. BERTScore: Evaluating text generation with BERT. in *International conference on learning representations* (2020).
94. Pedregosa, F. *et al.* Scikit-learn: Machine learning in python. *J. Mach. Learn. Res.* **12**, 2825–2830 (2011).
95. Bird, S. NLTK: The natural language toolkit. in *Proceedings of the COLING/ACL 2006 Interactive Presentation Sessions* 69–72 (Association for Computational Linguistics, Sydney, Australia, 2006). doi:10.3115/1225403.1225421.
96. Google Research. Python ROUGE Implementation. *GitHub* <https://github.com/google-research/google-research/tree/master/rouge>.
97. Zhang, T., Kishore, V., Wu, F., Weinberger, K. Q. & Artzi, Y. BERTScore: Evaluating text generation with BERT. Preprint at <https://doi.org/10.48550/arXiv.1904.09675> (2020).
98. Xu, R., Wang, Z., Fan, R.-Z. & Liu, P. Benchmarking benchmark leakage in large language models. Preprint at <https://doi.org/10.48550/arXiv.2404.18824> (2024).

# Supplementary Information

## Contents

<b>1</b>	<b>Model information</b>	<b>5</b>
<b>2</b>	<b>Performance and Analysis</b>	<b>6</b>
2.1	Overall Performance of BRIDGE . . . . .	6
2.2	Subgroup Performance Across Different Task Types . . . . .	7
2.3	Subgroup Performance Across Different Languages . . . . .	7
2.4	Subgroup Performance Across Clinical Specialties . . . . .	7
2.5	Subgroup Performance Across Clinical Stages . . . . .	7
2.6	Analysis of Model Output Validity . . . . .	11
<b>3</b>	<b>Data Contamination Analysis</b>	<b>12</b>
<b>4</b>	<b>BRIDGE Construction</b>	<b>13</b>
4.1	Prompt Template . . . . .	13
4.2	Task Taxonomy and Characteristics . . . . .	13
4.2.1	Language . . . . .	13
4.2.2	Sourced Clinical Documents . . . . .	13
4.2.3	Clinical Specialty . . . . .	13
4.2.4	Clinical Stages and Applications . . . . .	13
<b>5</b>	<b>BRIDGE Dataset and Task Information</b>	<b>15</b>
5.1	MIMIC-IV CDM . . . . .	15
5.1.1	Task: MIMIC-IV CDM . . . . .	15
5.2	MIMIC-III Outcome . . . . .	15
5.2.1	Task: MIMIC-III Outcome.LoS . . . . .	16
5.2.2	Task: MIMIC-III Outcome.MortalityS . . . . .	16
5.3	MIMIC-IV BHC . . . . .	16
5.3.1	Task: MIMIC-IV BHC . . . . .	16
5.4	MIMIC-IV DiReCT . . . . .	17
5.4.1	Task: MIMIC-IV DiReCT.Dis . . . . .	17
5.4.2	Task: MIMIC-IV DiReCT.PDD . . . . .	17
5.5	ADE . . . . .	18
5.5.1	Task: ADE-Identification . . . . .	18
5.5.2	Task: ADE-Extraction . . . . .	19
5.5.3	Task: ADE-Drug dosage . . . . .	19
5.6	BARR2 . . . . .	19
5.6.1	Task: BARR2 . . . . .	19
5.7	BrainMRI-AIS . . . . .	20
5.7.1	Task: BrainMRI-AIS . . . . .	20
5.8	Brateca . . . . .	20
5.8.1	Task: Brateca-Hospitalization . . . . .	20
5.8.2	Task: Brateca-Mortality . . . . .	21
5.9	Cantemist . . . . .	21
5.9.1	Task: Cantemist-Coding . . . . .	21
5.9.2	Task: Cantemis-NER . . . . .	22

5.9.3	Task: Cantemis-Norm	.22
5.10	CARES	.23
5.10.1	Task: CARES-Area	.23
5.10.2	Task: CARES ICD10 Block	.23
5.10.3	Task: CARES-ICD10 Chapter	.24
5.10.4	Task: CARES-ICD10 Subblock	.25
5.11	CHIP-CDEE	.25
5.11.1	Task: CHIP-CDEE	.25
5.12	C-EMRS	.26
5.12.1	Task: C-EMRS	.26
5.13	CLEF eHealth 2020 - CodiEsp	.27
5.13.1	Task: CodiEsp-ICD-10-CM	.27
5.13.2	Task: CodiEsp-ICD-10-PCS	.27
5.14	ClinicalNotes-UPMC	.28
5.14.1	Task: ClinicalNotes-UPMC	.28
5.15	Mexican Clinical Records	.28
5.15.1	Task: PPTS	.28
5.16	CLINpt	.29
5.16.1	Task: CLINpt-NER	.29
5.17	CLIP	.29
5.17.1	Task: CLIP	.30
5.18	cMedQA	.30
5.18.1	Task: cMedQA	.31
5.19	DialMed	.31
5.19.1	Task: DialMed	.31
5.20	DiSMed	.32
5.20.1	Task: DiSMed-NER	.32
5.21	MIE	.32
5.21.1	Task: Medical entity type extraction	.33
5.22	EHRQA	.34
5.22.1	Task: EHRQA-Primary department	.34
5.22.2	Task: EHRQA-QA	.34
5.22.3	Task: EHRQA-Sub department	.35
5.23	Ex4CDS	.35
5.23.1	Task: Ex4CDS	.35
5.24	GOUT-CC	.37
5.24.1	Task: GOUT-CC-Consensus	.37
5.25	n2c2 2006	.37
5.25.1	Task: n2c2 2006-De-identification	.37
5.26	i2b2 2009	.38
5.26.1	Task: Medication extraction	.38
5.27	i2b2 2010	.39
5.27.1	Task: n2c2 2010-Concept	.39
5.27.2	Task: n2c2 2010-Assertion	.39
5.27.3	Task:n2c2 2010-Relation	.40
5.28	n2c2 2014 - De-identification	.41
5.28.1	Task: n2c2 2014-De-identification	.41
5.29	IMCS-V2	.42
5.29.1	Task: IMCS-V2-NER	.42

5.29.2	Task: IMCS-V2-SR	.42
5.29.3	Task: IMCS-V2-MRG	.43
5.29.4	Task: IMCS-V2-DAC	.44
5.30	Japanese Case Reports	.44
5.30.1	Task: JP-STS	.44
5.31	meddocan	.45
5.31.1	Task: meddocan	.45
5.32	MEDIQA_2019_Task2_RQE	.46
5.32.1	Task: MEDIQA 2019-RQE	.46
5.33	MedNLI	.46
5.33.1	Task: MedNLI	.47
5.34	MedSTS	.47
5.34.1	Task: MedSTS	.47
5.35	mtsamples	.48
5.35.1	Task: MTS	.48
5.36	mtsamples-temporal	.48
5.36.1	Task: MTS-Temporal	.49
5.37	n2c2 2018 Track2	.49
5.37.1	Task: n2c2 2018-ADE&medication	.49
5.38	NorSynthClinical	.50
5.38.1	Task: NorSynthClinical-NER	.50
5.38.2	Task: NorSynthClinical-RE	.50
5.39	NUBES	.51
5.39.1	Task: NUBES	.51
5.40	MTS-Dialog-MEDIQA-2023	.52
5.40.1	Task: MEDIQA 2023-chat-A	.52
5.40.2	Task: MEDIQA 2023-sum-A	.53
5.40.3	Task: MEDIQA 2023-sum-B	.53
5.41	RuMedDaNet	.53
5.41.1	Task: RuMedDaNet	.54
5.42	CHIP-CDN	.54
5.42.1	Task: CBLUE-CDN	.54
5.43	CHIP-CTC	.55
5.43.1	Task: CHIP-CTC	.55
5.44	CHIP-MDCFNPC	.55
5.44.1	Task: CHIP-MDCFNPC	.56
5.45	MedDG	.56
5.45.1	Task: MedDG	.56
5.46	n2c2 2014 - Heart Disease Challenge	.57
5.46.1	Task: n2c2 2014-Diabetes	.57
5.46.2	Task: n2c2 2014-CAD	.58
5.46.3	Task: n2c2 2014-Hyperlipidemia	.58
5.46.4	Task: n2c2 2014-Hypertension	.59
5.46.5	Task: n2c2 2014-Medication	.59
5.47	CAS	.60
5.47.1	Task: CAS-label	.60
5.47.2	Task: CAS-evidence	.61
5.48	RuMedNLI	.61
5.48.1	Task: RuMedNLI-NLI	.62

5.49	RuDReC	.62
5.49.1	Task: RuDReC-NER	.62
5.50	NorSynthClinical-PHI	.63
5.50.1	Task: NorSynthClinical-PHI	.63
5.51	RuCCoN	.64
5.51.1	Task: RuCCoN	.64
5.52	CLISTER	.64
5.52.1	Task: CLISTER	.65
5.53	BRONCO150	.65
5.53.1	Task: BRONCO150-NER&Status	.66
5.54	CARDIO:DE	.66
5.54.1	Task: CARDIO-DE	.66
5.55	GraSSCo_PHI	.67
5.55.1	Task: GraSSCo PHI	.67
5.56	IFMIR	.68
5.56.1	Task: IFMIR-Incident type	.68
5.56.2	Task: IFMIR-NER	.70
5.56.3	Task: IFMIR - NER&factuality	.70
5.57	iCorpus	.71
5.57.1	Task: iCorpus	.72
5.58	icliniq-10k	.73
5.58.1	Task: icliniq-10k	.73
5.59	HealthCareMagic-100k	.73
5.59.1	Task: HealthCareMagic-100k	.73

## References

74

# 1 Model information

We systematically evaluated 52 state-of-the-art large language models (LLMs) in the BRIDGE benchmark, encompassing proprietary and open-source models. In addition, our benchmark includes medical-specialized LLMs, which have undergone domain-specific adaptation for the healthcare field, as well as reasoning-enhanced LLMs, which are designed to explicitly generate intermediate reasoning processes prior to producing final outputs, such as the DeepSeek series and QWQ-32B.

The details for all included models are provided in Table S1. The models are organized by model accessibility type (Proprietary / Open-Source), model family, release date, and parameter size. Derived variants are listed at the end of their respective model families for clarity.

**Table S1.** Model Information of Evaluated Large Language Models

Model Name	Release Date	Model Link	Creator	Size (B)*	Domain	Reasoning Model	Model License
DeepSeek-R1	01/20/2025	<a href="#">Link</a>	deepseek-ai	671	General	Yes	MIT
DeepSeek-R1-Distill-Llama-8B	01/20/2025	<a href="#">Link</a>	deepseek-ai	8	General	Yes	MIT
DeepSeek-R1-Distill-Llama-70B	01/20/2025	<a href="#">Link</a>	deepseek-ai	70	General	Yes	MIT
DeepSeek-R1-Distill-Qwen-1.5B	01/20/2025	<a href="#">Link</a>	deepseek-ai	1.5	General	Yes	MIT
DeepSeek-R1-Distill-Qwen-7B	01/20/2025	<a href="#">Link</a>	deepseek-ai	7	General	Yes	MIT
DeepSeek-R1-Distill-Qwen-14B	01/20/2025	<a href="#">Link</a>	deepseek-ai	14	General	Yes	MIT
DeepSeek-R1-Distill-Qwen-32B	01/20/2025	<a href="#">Link</a>	deepseek-ai	32	General	Yes	MIT
Baichuan-M1-14B-Instruct	01/23/2025	<a href="#">Link</a>	baichuan-inc	14	Medical	No	Baichuan-M1-14B
gemma-2-9b-it	06/27/2024	<a href="#">Link</a>	Google	9	General	No	Gemma
gemma-2-27b-it	06/27/2024	<a href="#">Link</a>	Google	27	General	No	Gemma
gemma-3-1b-it	03/12/2025	<a href="#">Link</a>	Google	1	General	No	Gemma
gemma-3-4b-it	03/12/2025	<a href="#">Link</a>	Google	4	General	No	Gemma
gemma-3-12b-it	03/12/2025	<a href="#">Link</a>	Google	12	General	No	Gemma
gemma-3-27b-it	03/12/2025	<a href="#">Link</a>	Google	27	General	No	Gemma
Llama-3.1-8B-Instruct	07/23/2024	<a href="#">Link</a>	Meta-llama	8	General	No	Llama-3.1
Llama-3.1-70B-Instruct	07/23/2024	<a href="#">Link</a>	Meta-llama	70	General	No	Llama-3.1
Llama-3.2-1B-Instruct	09/25/2024	<a href="#">Link</a>	Meta-llama	1	General	No	Llama-3.1
Llama-3.2-3B-Instruct	09/25/2024	<a href="#">Link</a>	Meta-llama	3	General	No	Llama-3.1
Llama-3.2-70B-Instruct	12/06/2024	<a href="#">Link</a>	Meta-llama	70	General	No	Llama-3.3
Llama-4-Scout-17B-16E-Instruct	4/25/2025	<a href="#">Link</a>	Meta-llama	109	General	No	Llama-4
Llama-3.1-Nemotron-70B-Instruct-HF	10/17/2024	<a href="#">Link</a>	Nvidia	70	General	No	Llama-3.1
meditron-7b	11/27/2023	<a href="#">Link</a>	EPFL	7	Medical	No	Apache 2.0
meditron-70b	11/27/2023	<a href="#">Link</a>	EPFL	70	Medical	No	Apache 2.0
MeLLaMA-13B-chat	06/05/2024	<a href="#">Link</a>	University of Florida	13	Medical	No	PhysioNet Credentialed Health Data License 1.5.0
MeLLaMA-70B-chat	06/05/2024	<a href="#">Link</a>	University of Florida	70	Medical	No	PhysioNet Credentialed Health Data License 1.5.0
Llama3-OpenBioLLM-8B	04/20/2024	<a href="#">Link</a>	SAAMA	8	Medical	No	Llama-3
Llama3-OpenBioLLM-70B	04/24/2024	<a href="#">Link</a>	SAAMA	70	Medical	No	Llama-3
MMed-Llama-3-8B	05/24/2024	<a href="#">Link</a>	SJTU and Shanghai AI Lab	8	Medical	No	Llama-3
Llama-3.1-8B-UltraMedical	9/1/2024	<a href="#">Link</a>	Tsinghua C3I Lab	8	Medical	No	Llama-3
Llama-3-70B-UltraMedical	9/2/2024	<a href="#">Link</a>	Tsinghua C3I Lab	70	Medical	No	Llama-3
Minstral-8B-Instruct-2410	10/21/2024	<a href="#">Link</a>	mistralai	8	General	No	MRL
Mistral-Small-Instruct-2409	09/17/2024	<a href="#">Link</a>	mistralai	22	General	No	MRL
Mistral-Small-24B-Instruct-2501	01/30/2025	<a href="#">Link</a>	mistralai	24	General	No	Apache 2.0
Mistral-Small-3.1-24B-Instruct-2503	3/17/2025	<a href="#">Link</a>	mistralai	24	General	No	Apache 2.0
Mistral-Large-Instruct-2411	11/18/2024	<a href="#">Link</a>	mistralai	123	General	No	MRL
BioMistral-7B	02/14/2024	<a href="#">Link</a>	Nantes Université	7	Medical	No	Apache 2.0
Phi-3.5-mini-instruct	08/17/2024	<a href="#">Link</a>	Microsoft	4	General	No	MIT
Phi-3.5-MoE-instruct	08/17/2024	<a href="#">Link</a>	Microsoft	42	General	No	MIT
Phi-4	12/11/2024	<a href="#">Link</a>	Microsoft	14	General	No	MIT
Qwen2.5-1.5B-Instruct	09/17/2024	<a href="#">Link</a>	Qwen	1.5	General	No	Apache 2.0
Qwen2.5-3B-Instruct	09/17/2024	<a href="#">Link</a>	Qwen	3	General	No	Apache 2.0
Qwen2.5-7B-Instruct	09/16/2024	<a href="#">Link</a>	Qwen	7	General	No	Apache 2.0
Qwen2.5-72B-Instruct	09/16/2024	<a href="#">Link</a>	Qwen	72	General	No	Qwen
QwQ-32B-Preview	11/27/2024	<a href="#">Link</a>	Qwen	32	General	Yes	Apache 2.0
QWQ-32B	3/5/2025	<a href="#">Link</a>	Qwen	32	General	Yes	Apache 2.0
Athene-V2-Chat	11/12/2024	<a href="#">Link</a>	Nexusflow	72	General	No	Nexusflow Research License
Yi-1.5-9B-Chat-16K	05/15/2024	<a href="#">Link</a>	01-ai	9	General	No	Apache 2.0
Yi-1.5-34B-Chat-16K	05/15/2024	<a href="#">Link</a>	01-ai	34	General	No	Apache 2.0
gpt-35-turbo-0125	01/25/2024	<a href="#">Link</a>	OpenAI	Unknown	General	No	Proprietary
gpt-4o-0806	08/06/2024	<a href="#">Link</a>	OpenAI	Unknown	General	No	Proprietary
gemini-2.0-flash-001	02/05/2025	<a href="#">Link</a>	Google	Unknown	General	No	Proprietary
gemini-1.5-pro-002	09/24/2024	<a href="#">Link</a>	Google	Unknown	General	No	Proprietary

\* Size (B) refers to the number of model parameters in billions.

## 2 Performance and Analysis

### 2.1 Overall Performance of BRIDGE

For each LLM, an overall performance is computed as the average score of its primary metric across all tasks, providing a holistic view of its relative performance on the BRIDGE benchmark. Table S2 presents the overall performance of LLMs under different inference strategies: zero-shot, chain-of-thought (CoT), and five-shot prompting. The primary metrics are defined as follows for each task type: (1) *Accuracy*: Text Classification, Semantic Similarity, Natural Language Inference (NLI), and Normalization and Coding (document level); (2) *Event-level F1-score*: Named Entity Recognition (NER), Event Extraction, and Normalization and Coding (entity level). (3) *ROUGE-average*: Question-Answering (QA) and Summarization tasks.

For Table S2, the columns labeled " $\Delta$  Score few-shot" and " $\Delta$  Score (%) few-shot" represent the absolute and relative improvements in performance when using few-shot prompting compared to zero-shot prompting. Similarly, " $\Delta$  Score CoT" and " $\Delta$  Score (%) CoT" show the changes under CoT prompting. Values enclosed in square brackets represent the 95% confidence intervals (CIs), computed via bootstrapping with 1,000 resamples.

**Table S2.** Overall Performance of LLMs Across Different Inference Strategies.

Model	Model Type	Model Domain	Score zero-shot	Score CoT	Score 5-shot	$\Delta$ Score few-shot	$\Delta$ Score (%) few-shot	$\Delta$ Score cot	$\Delta$ Score (%) cot
DeepSeek-R1	Open-Source	General	<b>44.2 [43.5, 45.0]</b>	<b>42.1 [41.3, 42.9]</b>	51.4 [50.6, 52.2]	7.2	16.3	-2.1	-4.8
gpt-4o-0806	Proprietary	General	<b>44.2 [43.4, 45.0]</b>	40.7 [39.9, 41.4]	52.6 [51.8, 53.4]	8.4	19	-3.5	-7.9
gemini-1.5-pro-002	Proprietary	General	43.8 [43.1, 44.6]	40.5 [39.7, 41.3]	<b>55.5 [54.7, 56.3]</b>	11.7	26.7	-3.3	-7.5
gemini-2.0-flash-001	Proprietary	General	43.0 [42.2, 43.8]	42.0 [41.2, 42.8]	53.3 [52.5, 54.2]	10.3	24	-1.0	-2.3
Athene-V2-Chat	Open-Source	General	41.7 [40.9, 42.5]	39.3 [38.6, 40.1]	50.7 [49.8, 51.5]	9	21.6	-2.4	-5.8
Mistral-Large-Instruct-2411	Open-Source	General	42.3 [41.5, 43.1]	38.9 [38.1, 39.7]	50.7 [49.8, 51.5]	8.4	19.9	-3.4	-8.0
Qwen2.5-72B-Instruct	Open-Source	General	41.6 [40.8, 42.4]	38.9 [38.1, 39.7]	51.0 [50.2, 51.8]	9.4	22.6	-2.7	-6.5
gemma-3-27b-it	Open-Source	General	39.9 [39.1, 40.7]	37.5 [36.8, 38.3]	49.5 [48.6, 50.3]	9.6	24.1	-2.4	-6.0
Llama-3.3-70B-Instruct	Open-Source	General	39.9 [39.1, 40.7]	36.8 [36.1, 37.6]	49.5 [48.7, 50.3]	9.6	24.1	-3.1	-7.8
DeepSeek-R1-Distill-Llama-70B	Open-Source	General	39.8 [39.0, 40.6]	38.9 [38.2, 39.7]	46.2 [45.3, 47.0]	6.4	16.1	-0.9	-2.3
Llama-3.1-70B-Instruct	Open-Source	General	39.1 [38.3, 39.9]	35.1 [34.3, 35.9]	50.5 [49.7, 51.4]	11.4	29.2	-4.0	-10.2
QWQ-32B	Open-Source	General	39.4 [38.6, 40.2]	37.0 [36.2, 37.8]	48.2 [47.4, 49.0]	8.8	22.3	-2.4	-6.1
DeepSeek-R1-Distill-Qwen-32B	Open-Source	General	39.7 [39.0, 40.5]	38.7 [37.9, 39.5]	44.3 [43.5, 45.2]	4.6	11.6	-1.0	-2.5
gemma-3-12b-it	Open-Source	General	37.3 [36.6, 38.1]	35.4 [34.6, 36.1]	47.7 [46.9, 48.6]	10.4	27.9	-1.9	-5.1
Baichuan-M1-14B-Instruct	Open-Source	Medical	36.1 [35.3, 36.9]	34.4 [33.6, 35.2]	48.3 [47.4, 49.2]	12.2	33.8	-1.7	-4.7
gemma-2-27b-it	Open-Source	General	38.2 [37.4, 39.0]	34.2 [33.4, 35.0]	45.8 [44.9, 46.7]	7.6	19.9	-4.0	-10.5
Phi-4	Open-Source	General	36.1 [35.4, 36.9]	32.6 [31.8, 33.4]	46.8 [45.9, 47.7]	10.7	29.6	-3.5	-9.7
Mistral-Small-3.1-24B-Instruct-2503	Open-Source	General	39.7 [38.9, 40.6]	36.2 [35.4, 37.0]	40.9 [40.2, 41.7]	1.2	3	-3.5	-8.8
gpt-3.5-turbo-0125	Proprietary	General	35.3 [34.5, 36.1]	31.6 [30.8, 32.4]	43.6 [42.7, 44.5]	8.3	23.5	-3.7	-10.5
DeepSeek-R1-Distill-Qwen-14B	Open-Source	General	34.3 [33.5, 35.1]	34.8 [34.0, 35.6]	41.4 [40.6, 42.2]	7.1	20.7	0.5	1.5
Mistral-Small-24B-Instruct-2501	Open-Source	General	37.5 [36.7, 38.4]	31.6 [30.8, 32.4]	39.7 [38.9, 40.4]	2.2	5.9	-5.9	-15.7
gemma-2-9b-it	Open-Source	General	35.1 [34.3, 35.9]	29.9 [29.2, 30.7]	43.5 [42.7, 44.4]	8.4	23.9	-5.2	-14.8
Llama-3-70B-UltraMedical	Open-Source	Medical	33.4 [32.6, 34.2]	29.4 [28.7, 30.2]	44.4 [43.6, 45.3]	11	32.9	-4.0	-12.0
Llama3-OpenBioLLM-70B	Open-Source	Medical	33.0 [32.2, 33.8]	28.8 [28.0, 29.5]	44.5 [43.6, 45.4]	11.5	34.8	-4.2	-12.7
Mistral-Small-Instruct-2409	Open-Source	General	35.2 [34.4, 36.0]	31.2 [30.4, 32.0]	36.0 [35.1, 36.9]	0.8	2.3	-4.0	-11.4
Llama-4-Scout-17B-16E-Instruct	Open-Source	General	35.1 [34.4, 35.9]	29.4 [28.7, 30.1]	40.6 [39.8, 41.4]	5.5	15.7	-5.7	-16.2
Qwen2.5-7B-Instruct	Open-Source	General	31.3 [30.5, 32.1]	30.2 [29.5, 31.0]	41.6 [40.7, 42.5]	10.3	32.9	-1.1	-3.5
Yi-1.5-34B-Chat-16K	Open-Source	General	32.1 [31.4, 32.9]	29.6 [28.8, 30.3]	41.0 [40.1, 41.8]	8.9	27.7	-2.5	-7.8
QwQ-32B-Preview	Open-Source	General	31.7 [31.0, 32.5]	23.3 [22.5, 24.1]	48.4 [47.6, 49.3]	16.7	52.7	-8.4	-26.5
Llama-3.1-8B-Instruct	Open-Source	General	29.0 [28.2, 29.8]	29.4 [28.6, 30.2]	43.5 [42.7, 44.4]	14.5	50	0.4	1.4
Llama-3.1-Nemotron-70B-Instruct-HF	Open-Source	General	32.7 [32.0, 33.5]	24.1 [23.5, 24.7]	42.8 [42.0, 43.6]	10.1	30.9	-8.6	-26.3
Ministral-8B-Instruct-2410	Open-Source	General	30.4 [29.5, 31.2]	25.9 [25.1, 26.7]	39.6 [38.7, 40.6]	9.2	30.3	-4.5	-14.8
MeLLaMA-70B-chat	Open-Source	Medical	32.3 [31.5, 33.1]	29.2 [28.4, 30.1]	32.9 [32.1, 33.7]	0.6	1.9	-3.1	-9.6
gemma-3-4b-it	Open-Source	General	28.6 [27.8, 29.4]	28.2 [27.4, 29.0]	38.8 [37.9, 39.7]	10.2	35.7	-0.4	-1.4
Yi-1.5-9B-Chat-16K	Open-Source	General	28.8 [28.0, 29.6]	25.4 [24.6, 26.2]	37.4 [36.5, 38.3]	8.6	29.9	-3.4	-11.8
Phi-3.5-MoE-instruct	Open-Source	General	29.5 [28.8, 30.3]	25.3 [24.5, 26.0]	36.6 [35.7, 37.4]	7.1	24.1	-4.2	-14.2
Qwen2.5-3B-Instruct	Open-Source	General	26.6 [25.8, 27.3]	25.4 [24.7, 26.2]	37.2 [36.3, 38.0]	10.6	39.8	-1.2	-4.5
DeepSeek-R1-Distill-Llama-8B	Open-Source	General	28.5 [27.7, 29.2]	27.3 [26.6, 28.1]	32.9 [32.0, 33.7]	4.4	15.4	-1.2	-4.2
Llama-3.2-3B-Instruct	Open-Source	General	22.9 [22.1, 23.7]	21.6 [20.9, 22.3]	34.8 [33.9, 35.7]	11.9	52	-1.3	-5.7
Phi-3.5-mini-instruct	Open-Source	General	25.4 [24.7, 26.1]	23.9 [23.2, 24.6]	31.3 [30.5, 32.1]	5.9	23.2	-1.5	-5.9
MMed-Llama-3-8B	Open-Source	Medical	20.4 [19.7, 21.1]	16.2 [15.4, 16.9]	34.1 [33.3, 35.0]	13.7	67.2	-4.2	-20.6
Qwen2.5-1.5B-Instruct	Open-Source	General	22.2 [21.4, 22.9]	19.5 [18.7, 20.2]	31.7 [30.8, 32.6]	9.5	42.8	-2.7	-12.2
DeepSeek-R1-Distill-Qwen-7B	Open-Source	General	25.3 [24.5, 26.0]	23.9 [23.1, 24.7]	23.1 [22.3, 23.9]	-2.2	-8.7	-1.4	-5.5
MeLLaMA-13B-chat	Open-Source	Medical	20.8 [20.0, 21.5]	20.3 [19.5, 21.0]	27.0 [26.2, 27.8]	6.2	29.8	-0.5	-2.4
Llama-3.1-8B-UltraMedical	Open-Source	Medical	20.2 [19.5, 20.9]	18.3 [17.7, 19.0]	31.0 [30.1, 31.8]	10.8	53.5	-1.9	-9.4
Llama3-OpenBioLLM-8B	Open-Source	Medical	14.2 [13.5, 14.9]	13.3 [12.6, 14.0]	33.1 [32.1, 34.1]	18.9	133.1	-0.9	-6.3
meditron-70b	Open-Source	Medical	15.7 [15.0, 16.4]	13.2 [12.5, 13.9]	32.1 [31.3, 32.9]	16.4	104.5	-2.5	-15.9
gemma-3-1b-it	Open-Source	General	15.7 [15.0, 16.4]	13.5 [12.8, 14.2]	25.9 [25.1, 26.7]	10.2	65	-2.2	-14.0
BioMistral-7B	Open-Source	Medical	20.4 [19.7, 21.2]	10.8 [10.2, 11.5]	24.7 [23.8, 25.5]	4.3	21.1	-9.6	-47.1
DeepSeek-R1-Distill-Qwen-1.5B	Open-Source	General	14.3 [13.6, 15.0]	13.4 [12.7, 14.1]	14.9 [14.2, 15.7]	0.6	4.2	-0.9	-6.3
Llama-3.2-1B-Instruct	Open-Source	General	12.7 [12.1, 13.4]	11.9 [11.2, 12.5]	24.4 [23.6, 25.3]	11.7	92.1	-0.8	-6.3
meditron-7b	Open-Source	Medical	9.5 [8.9, 10.2]	9.5 [8.9, 10.1]	17.0 [16.3, 17.7]	7.5	78.9	0	0

Note: Models are ranked by the average score across all tasks ("*Score Avg*") in descending order. The **bold blue** highlights the highest value for each score column.  $\Delta$  represents the difference compared to zero-shot, with **green** indicating improvement and **red** indicating a decline.

## 2.2 Subgroup Performance Across Different Task Types

Table S3 shows the performance of LLMs across different task types under zero-shot setting.

## 2.3 Subgroup Performance Across Different Languages

Table S4 shows the performance of LLMs across different language types under zero-shot setting.

## 2.4 Subgroup Performance Across Clinical Specialties

Table S5 shows the performance of LLMs across different clinical specialties under zero-shot prompting

## 2.5 Subgroup Performance Across Clinical Stages

Table S6 shows the performance of LLMs across different clinical specialties under zero-shot prompting

**Table S3.** Subgroup Performance of LLMs Across Different Task Types (Zero-shot)

Model	Model Type	Model Domain	Score Avg	Score CLF	Score EE	Score NER	Score NLI	Score NOR	Score QA	Score SS	Score SUM
gpt-4o-0806	Proprietary	General	<b>42.2</b>	69.2	29.1	45.3	87.4	8.6	16.8	47.9	33.5
Mistral-Large-Instruct-2411	Open-Source	General	40.5	66	27.1	43.9	85	7.2	18	43.3	33.2
gemini-1.5-flash-001	Proprietary	General	40.3	<b>69.5</b>	26.2	44.8	84.7	6.8	<b>18.4</b>	38.5	33.6
gemini-1.5-pro-002	Proprietary	General	40.9	68.6	<b>30.5</b>	45	84.7	7.7	16.9	41	33.2
Athene-V2-Chat	Open-Source	General	40.3	68.2	27.9	38.3	83.8	4.5	17.4	<b>48.1</b>	33.7
Qwen2.5-72B-Instruct	Open-Source	General	40.1	68.5	27.7	38	83.4	4.3	17.8	47.6	<b>33.8</b>
DeepSeek-R1	Open-Source	General	41.1	68.4	30.6	<b>46.2</b>	<b>87.6</b>	<b>9.9</b>	16.1	35.9	<b>33.8</b>
Llama-3.1-70B-Instruct	Open-Source	General	38.2	65.9	21	37	81.3	6.6	17.9	43.3	32.9
DeepSeek-R1-Distill-Qwen-32B	Open-Source	General	38.5	65.8	22.3	39.3	84	5.3	16.9	41.5	32.6
Llama-3.3-70B-Instruct	Open-Source	General	38.6	65.3	24.2	38.5	83.8	5.3	16.7	41.9	32.8
Mistral-Small-3.1-24B-Instruct-2503	Open-Source	General	38.7	65	25.1	36.8	86.6	5.1	16.7	41.9	32.6
DeepSeek-R1-Distill-Llama-70B	Open-Source	General	38.4	67.2	22.1	38	85	6.1	16.4	39.7	32.2
gemma-2-27b-it	Open-Source	General	37.6	61	24.2	36.3	80.6	5.1	17.2	42.1	34.7
gemma-3-27b-it	Open-Source	General	38.7	63.7	24.2	40.9	83.4	3.8	16.3	43.2	33.6
QWQ-32B	Open-Source	General	38.2	66.9	20.6	38.1	87.3	5.6	15.4	39.8	32.1
Mistral-Small-Instruct-2409	Open-Source	General	35.4	62.4	18.3	28.3	75.8	5.4	17.4	43.8	31.7
gemma-3-12b-it	Open-Source	General	36.3	61.9	21	36.4	81.4	2.5	17.3	36.3	33.7
gpt-3.5-turbo-0125	Proprietary	General	35.5	60.3	21.8	27.9	76	5.4	17.1	45.5	29.8
Mistral-Small-70B-Instruct-2501	Open-Source	General	36.9	58.7	25.1	35.6	84.9	5	16	37.3	32.6
Baichuan-M1-14B-Instruct	Open-Source	Medical	35.6	64.5	19.3	29	80	5.8	16.2	38.1	31.7
Phi-4	Open-Source	General	36.2	62.5	19.1	31.2	85.1	5.2	15.6	41.6	29.2
Llama-4-Scout-17B-16E-Instruct	Open-Source	General	35.5	63.7	18.6	25.8	81.9	4.8	15.9	43.4	30
gemma-2-9b-it	Open-Source	General	34.9	58.2	19.8	32.7	76.1	2.8	16.4	38.6	34.3
DeepSeek-R1-Distill-Qwen-14B	Open-Source	General	34.5	64.2	11.9	29.3	81.6	4	16.6	36.8	31.4
Llama3-OpenBioLLM-70B	Open-Source	Medical	32.9	62.7	17.5	21.7	72.9	2.8	17.8	38.5	29.3
Qwen2.5-7B-Instruct	Open-Source	General	32.8	56.3	13.5	25.3	77.7	1.4	16.8	40.8	30.3
Llama-3-70B-UltraMedical	Open-Source	Medical	33.4	62.7	14.3	27.3	76.6	3.2	12.5	43.4	27.2
QwQ-32B-Preview	Open-Source	General	33.3	59.5	12.2	23.9	85.7	3.5	11.9	41.3	28.6
Llama-3.1-Nemotron-70B-Instruct-HF	Open-Source	General	33.2	65.6	9.9	25.4	82	1.8	10.5	44.8	25.8
Yi-1.5-34B-Chat-16K	Open-Source	General	32.9	62.1	14.7	20.9	73.8	2	15.8	42.1	32
Ministral-8B-Instruct-2410	Open-Source	General	31.7	52.5	16.2	23.4	75.9	1.8	17.4	35.1	31.1
MeLLaMA-70B-chat	Open-Source	Medical	32.5	59.3	19.5	20.9	80.4	2.4	15.5	35.7	26.3
Phi-3.5-MoE-instruct	Open-Source	General	30.9	55.5	13.1	21.4	77.3	3	10.1	45.2	21.6
Llama-3.1-8B-Instruct	Open-Source	General	30.5	53.8	9.9	22.8	72.3	2.8	16.5	34.1	31.4
Yi-1.5-9B-Chat-16K	Open-Source	General	30.4	52.9	13.5	19.9	73	1.3	16	37.1	29.7
gemma-3-4b-it	Open-Source	General	30	50.1	14.8	21.5	76.2	1	15.8	32.5	27.9
Qwen2.5-3B-Instruct	Open-Source	General	28.2	48.5	11.1	19.9	73.3	0.7	16.8	31.7	23.9
DeepSeek-R1-Distill-Llama-8B	Open-Source	General	29.3	56.1	8.6	21.3	73.2	1.8	14.6	32	26.7
Phi-3.5-mini-instruct	Open-Source	General	27.1	51.3	7.8	16.1	79	1.1	15.5	31.6	14.4
DeepSeek-R1-Distill-Qwen-7B	Open-Source	General	27.2	49	11	13.8	71.8	1.2	15.2	32.3	23.4
Llama-3.2-3B-Instruct	Open-Source	General	25.6	42.7	8.4	14.2	65.8	0.4	16	30.2	26.9
Qwen2.5-1.5B-Instruct	Open-Source	General	25.4	41.9	7.6	12.4	70.1	0.2	16.8	31.1	23.1
Llama-3.1-8B-UltraMedical	Open-Source	Medical	24.9	39.3	2.5	11	76.1	0.3	11.1	34.2	24.9
MeLLaMA-13B-chat	Open-Source	Medical	23.4	43.5	7.4	6.6	67.9	0.6	15.6	25.3	20.1
MMed-Llama-3-8B	Open-Source	Medical	22.7	41.9	7.4	9.8	70.6	0.8	5.3	34	11.5
BioMistral-7B	Open-Source	Medical	21.5	42.6	9.4	8	53.6	0.5	14.1	24.8	18.9
gemma-3-1b-it	Open-Source	General	18.7	31.3	4.7	5.6	51.1	0	15.7	21.6	19.9
DeepSeek-R1-Distill-Qwen-1.5B	Open-Source	General	18	31.5	2.1	1.5	54.4	0.4	13.9	24.1	16.4
meditron-70b	Open-Source	Medical	17.5	32.7	4.2	8.1	56.6	0.5	6.6	21.5	9.6
Llama3-OpenBioLLM-8B	Open-Source	Medical	18.2	33.9	0.4	0.7	63.6	0.1	8.3	27.3	11
Llama-3.2-1B-Instruct	Open-Source	General	15.8	28.9	1.9	0.1	46.3	0.2	13.1	15.3	20.8
meditron-7b	Open-Source	Medical	12.7	22.4	0.1	0.1	42.4	0	6.6	20.6	8.9

Note: The models are ranked by the average score across all categories ("Score Avg") in descending order, and the **bold blue** highlights the highest value for each score column. (The same applies to the following tables for subgroup analysis.)

Abbr for Task Type: CLF = Text Classification, EE = Event Extraction, NER = Named Entity Recognition, NLI = Natural Language Inference, NOR = Normalization and Coding, QA = Question Answering, SS = Semantic Similarity, SUM = Summarization.

**Table S4.** Subgroup Performance of LLMs Across Different Languages (Zero-shot)

Model	Model Type	Model Domain	Score Avg	Score DE	Score EN	Score ES	Score FR	Score JA	Score NO	Score PT	Score RU	Score ZH
gpt-4o-0806	Proprietary	General	<b>49.5</b>	52.2	47.2	25.4	48.8	<b>37.4</b>	<b>54.1</b>	72.2	64.7	43.9
DeepSeek-R1	Open-Source	General	49.3	<b>56.2</b>	46.4	<b>28.1</b>	41.4	34.7	51.2	<b>75.8</b>	<b>65.7</b>	<b>44.6</b>
gemini-1.5-pro-002	Proprietary	General	48.6	54.6	<b>47.3</b>	25.7	38.7	35.3	50.9	78.8	62.5	43.5
gemini-2.0-flash-001	Proprietary	General	48.2	51.4	45.8	25.3	43.6	36	49.6	74.4	65	42.6
Mistral-Large-Instruct-2411	Open-Source	General	46.6	53.2	45	26.7	45.7	33.6	40.9	68.6	63.7	41.6
Athene-V2-Chat	Open-Source	General	46.3	43	45.5	23.8	49.8	33.6	40.1	79.4	60.3	41.6
Qwen2.5-72B-Instruct	Open-Source	General	46.1	42.1	45.5	23.8	<b>50</b>	34.5	38.2	79.1	59.5	41.7
DeepSeek-R1-Distill-Qwen-32B	Open-Source	General	44.7	48.1	43.1	21.6	40.5	31.7	41	74.6	62	39.4
Mistral-Small-3.1-24B-Instruct-2503	Open-Source	General	44.2	42.8	44.2	23.6	38.7	33.1	42.2	75.4	60.5	37.3
Llama-3.3-70B-Instruct	Open-Source	General	44.1	47.2	44.6	21.8	45.6	31	36.4	74.4	58.8	37.6
DeepSeek-R1-Distill-Llama-70B	Open-Source	General	44.1	45.1	44.5	22	33	29	43.9	80.7	60.2	38.7
QWQ-32B	Open-Source	General	44.1	41.5	41.3	22.7	34.6	29.4	47	75.5	62.2	42.5
gemma-3-27b-it	Open-Source	General	44	50	43.3	20.6	46.9	33	40.2	61.8	60.4	40.2
Llama-3.1-70B-Instruct	Open-Source	General	43.8	50	43.2	22.5	39.9	32.1	34.6	78.6	57.4	36.2
gemma-2-27b-it	Open-Source	General	42.4	43.7	41	21.9	47.2	31	36.4	62.3	59.2	38.4
gemma-3-12b-it	Open-Source	General	41.4	45.6	40.9	19.2	37.8	29.3	36.6	68.4	57.8	37.4
Mistral-Small-24B-Instruct-2501	Open-Source	General	41.1	42.9	43.1	22.9	39	31.7	38.2	64.7	56.9	30.8
Phi-4	Open-Source	General	39.8	38.4	40.1	21.7	36.7	24.2	31.4	73.8	56.8	35.5
Mistral-Small-Instruct-2409	Open-Source	General	39.8	33.6	38.2	22	43	30.6	27.7	78.1	51.1	34.1
Baichuan-M1-14B-Instruct	Open-Source	Medical	39.1	32.3	40.9	19.3	39.4	27.5	29	71.2	56.2	36
gemma-2-9b-it	Open-Source	General	38.7	38.8	39.2	16.7	43.5	24.8	35	58.9	56.2	35.1
Llama-3.1-Nemotron-70B-Instruct-HF	Open-Source	General	38.6	34.7	35.4	18.5	37.9	24.4	29.2	80	56	31
Llama-4-Scout-17B-16E-Instruct	Open-Source	General	38.5	35.6	39.6	18.4	41.4	28.1	21.4	72.2	55.7	34.2
DeepSeek-R1-Distill-Qwen-14B	Open-Source	General	38.3	34.3	38.5	19	37.7	23.3	26.2	77.6	53.9	33.9
gpt-3.5-turbo-0125	Proprietary	General	38.1	34.2	39.1	22.2	43.8	28.4	30.9	57.4	53.5	33.6
Llama-3-70B-UltraMedical	Open-Source	Medical	36.9	30.6	37.5	18.6	29.1	28	29.6	72.6	53.5	32.4
QwQ-32B-Preview	Open-Source	General	36.4	25.9	36.1	14.8	38.1	23.4	30.5	75.1	54.3	29.7
Qwen2.5-7B-Instruct	Open-Source	General	36	31.3	34.8	14.8	30	22.7	27.6	77	55	31.3
Llama3-OpenBioLLM-70B	Open-Source	Medical	35.9	26.5	38.4	17.5	35.6	23.6	22.7	74.2	52.7	31.7
MeLLaMA-70B-chat	Open-Source	Medical	35.7	24.8	35.8	18.3	35.2	26.5	26.3	70.4	51.8	32.3
Phi-3.5-MoE-instruct	Open-Source	General	34.5	27.4	34	13.8	34.6	21.5	25.1	81.6	45.8	27.2
Yi-1.5-34B-Chat-16K	Open-Source	General	34.3	23.7	38.1	12.8	41.1	20.8	21.2	69.6	47.1	34.2
Ministral-8B-Instruct-2410	Open-Source	General	32.2	26.8	36.3	15	38.7	21.7	22	51	50.6	27.6
DeepSeek-R1-Distill-Llama-8B	Open-Source	General	31.7	23.1	33.6	15.4	18	19.5	27.1	75.8	47.3	25.7
Llama-3.1-8B-Instruct	Open-Source	General	31.7	21.2	34.4	14.3	33.8	18.5	21.5	67.2	47.5	26.9
Yi-1.5-9B-Chat-16K	Open-Source	General	29.5	23.6	34.3	10.3	30.3	19.6	23.6	46.2	46.1	31.8
gemma-3-4b-it	Open-Source	General	29.3	23.4	33.8	13.8	29.4	21.5	25.4	39.3	49.4	27.9
Qwen2.5-3B-Instruct	Open-Source	General	28.2	18	31.7	12.1	18	20.6	21.4	58.2	47.5	25.9
Phi-3.5-mini-instruct	Open-Source	General	27.5	18.1	31	11.6	9.3	19.5	18.4	69.2	46.6	23.2
DeepSeek-R1-Distill-Qwen-7B	Open-Source	General	26.3	13.9	30.6	12.8	22.3	15.2	17	57.8	41.6	25.7
Qwen2.5-1.5B-Instruct	Open-Source	General	25.1	9.1	26.1	8.4	19.8	13.6	13.8	68.7	43.3	23.1
Llama-3.2-3B-Instruct	Open-Source	General	25.1	13.6	30.5	8.7	22.3	14.2	13.9	65	41.1	16.5
Llama-3.1-8B-UltraMedical	Open-Source	Medical	22.2	7.8	26.9	8	18.1	8.9	7.5	61.2	47.4	14.1
MeLLaMA-13B-chat	Open-Source	Medical	21.4	4	28.5	7.5	18	16.4	9.9	55	37.3	16.4
MMed-Llama-3-8B	Open-Source	Medical	21.3	9.8	30.3	5.8	14.4	11.2	14.2	54	41.8	10.6
BioMistral-7B	Open-Source	Medical	20.7	6.6	26.9	10.8	15.6	13.3	10.7	55	30.2	17.5
meditron-70b	Open-Source	Medical	17.1	6.2	20.7	7.9	6.8	10.3	13.7	45.7	32.4	10.5
DeepSeek-R1-Distill-Qwen-1.5B	Open-Source	General	15.1	0.9	18.6	5.9	10.3	7.3	2.9	48.7	27.5	13.7
Llama3-OpenBioLLM-8B	Open-Source	Medical	15	1.2	19.7	7.5	7.8	8.1	0	46.7	36	8.4
gemma-3-1b-it	Open-Source	General	14.8	5.2	20	6.5	8.1	14.5	6.5	26	29.3	16.7
Llama-3.2-1B-Instruct	Open-Source	General	12.4	0.2	18.1	4.8	10.5	2.9	0	38.3	25	11.4
meditron-7b	Open-Source	Medical	10.7	0	13.5	5.2	5.9	4.1	0	41.9	21.3	4.7

Abbr for Language: DE = German, EN = English, ES = Spanish, FR = French, JA = Japanese, PT = Portuguese, NO = Norwegian, RU = Russian, and ZH = Chinese.

**Table S5.** Subgroup Performance of LLMs Across Different Clinical Specialties (Zero-shot)

Model	Model Type	Model Domain	Score Avg	Score CAR	Score END	Score GAS	Score GEN	Score CC	Score NEU	Score ONC	Score OTH	Score PED	Score PHA	Score PUL	Score RAD
DeepSeek-R1	Open-Source	General	48.5	49.3	53	64.9	44.1	41.7	72.5	21.9	35.7	49.2	38.3	61.4	49.8
gemin-1.5-pro-002	Proprietary	General	47.9	47.9	52.2	62.3	42.8	46.6	71.8	22.5	33.1	50.4	38.5	58.7	47.6
gpt-4o-0806	Proprietary	General	47.5	50.4	52.9	62.5	44.4	46	71.3	19.1	32	47.3	37.7	58.1	48.1
Mistral-Large-Instruct-2411	Open-Source	General	45.8	43.7	50.5	61.2	42.4	42.6	69.8	22.3	26.4	48.8	35.7	58.4	47.4
gemin-2.0-flash-001	Proprietary	General	45.7	46.2	50.7	63.7	43.6	45.8	71.9	20.3	22.7	38.9	36.9	60.8	47
Athene-V2-Chat	Open-Source	General	44.8	44.5	49.8	61	43.2	44.2	68.9	15.7	26.4	44.6	35.7	57.6	46.4
Qwen2.5-72B-Instruct	Open-Source	General	44.8	43.3	49.2	60.9	43.2	44.7	68.9	16.6	26.3	45.3	35.9	57.5	45.9
DeepSeek-R1-Distill-Llama-70B	Open-Source	General	43.7	43.9	49.5	60.4	39.7	41.2	69.1	15.3	25	45.1	32.9	55.4	47.3
Llama-3.3-70B-Instruct	Open-Source	General	43.4	41.6	48.4	58.3	40.1	42.7	67.6	20.6	25.8	42.1	32	55.8	46
gemma-3-27b-it	Open-Source	General	43.9	41.3	48.2	58.7	38.9	41.5	67.8	21.5	28.5	46.3	34.8	54.8	44.1
DeepSeek-R1-Distill-Qwen-32B	Open-Source	General	43.3	43	48.6	59.4	40.6	39.3	69.8	14.3	24.6	44.8	32.5	56.3	46.5
QWQ-32B	Open-Source	General	43.3	42.8	47.8	62.3	40.3	38.9	71.3	13.3	22.4	43.4	30.6	58.6	47.4
Mistral-Small-3.1-24B-Instruct-2503	Open-Source	General	42.2	43	48.1	57.5	39.9	44.1	61.4	21.5	20.2	39.4	34.7	51.4	44.7
Llama-3.1-70B-Instruct	Open-Source	General	41.8	39.7	47.1	59.2	40.5	42.3	66.7	20.2	19.1	34	30	55.3	46.9
gemma-2-27b-it	Open-Source	General	41.4	37.3	43.8	56.4	38.4	39.9	65	16.8	24.1	43.5	34	52.8	45
gemma-3-12b-it	Open-Source	General	40.7	38.3	43.2	56.8	37.7	37.6	66.9	15.6	22.7	40.8	32.4	52.7	44.2
Baichuan-M1-14B-Instruct	Open-Source	Medical	39.8	35.2	42.5	58.1	36.1	42	65	14	19	39.1	32.5	52.8	41.3
Mistral-Small-24B-Instruct-2501	Open-Source	General	40.4	41.4	47.2	52.8	36.1	41.3	62.4	19.2	21	37.2	32.8	48.6	44.5
Phi-4	Open-Source	General	39.2	37.1	42.1	55	36.6	40.8	62.6	15.1	18	38.4	28.2	52.2	44.8
DeepSeek-R1-Distill-Qwen-14B	Open-Source	General	38.1	31.1	38.8	57.6	37	35.7	64.4	6.3	21.5	39.5	28.7	50.5	45.7
gpt-3.5-turbo-0125	Proprietary	General	38.6	37.2	41.5	53.3	36	33.4	62.6	17.7	20.5	38.8	31.2	46.9	44.1
Mistral-Small-Instruct-2409	Open-Source	General	37.6	32	38.1	54.1	37.1	36.8	60	15.2	16.3	35.6	30.1	50.3	46
Llama-4-Scout-17B-16E-Instruct	Open-Source	General	38.2	32.6	42.2	55.3	36.4	39.7	64	14.6	18.8	33.7	28.1	50.5	41.9
gemma-2-9b-it	Open-Source	General	38.4	35.4	40.8	54.3	35.5	34.7	64.2	13.4	20.4	41.6	31.4	49.4	40.2
Llama3-OpenBioLLM-70B	Open-Source	Medical	36.1	30.6	37	55.4	35	38	63	16	12.5	30.3	28.7	46.2	41.1
Llama-3.1-Nemotron-70B-Instruct-HF	Open-Source	General	35.8	30.2	34.2	57.2	35.7	40.4	63.4	10.7	12.6	28.4	23	49.5	44.8
Llama-3-70B-UltraMedical	Open-Source	Medical	35.8	29.2	34.2	51.7	35.1	37.2	61.4	15.1	12.3	33	30	49	40.9
QwQ-32B-Preview	Open-Source	General	34.9	29.7	33.3	52.2	33.1	38.4	62.4	9	15.2	35.6	25.6	46.6	37.7
Yi-1.5-34B-Chat-16K	Open-Source	General	34.6	24	32.8	51.9	35.1	41.1	59.7	11.7	15.3	35.5	26.9	44.8	36.5
MeLLaMA-70B-chat	Open-Source	Medical	34.6	29.2	35.5	49.7	33.7	36	58.5	11.5	12	33.7	30.8	42	43.1
Qwen2.5-7B-Instruct	Open-Source	General	34	29.3	34.5	51	31.9	34.9	56.7	9.7	14.3	34.9	28.1	45	37.9
Ministral-8B-Instruct-2410	Open-Source	General	33.7	29	35.5	52.3	30.8	33	59.6	10.6	12.1	30.7	29.1	44.6	36.7
Yi-1.5-9B-Chat-16K	Open-Source	General	31.5	25.9	32.7	45.9	30	34.9	56.9	11.3	11	34.4	25.8	35.2	33.7
Phi-3.5-MoE-instruct	Open-Source	General	30.1	23.9	27	42	32.9	38.9	45.2	10.7	15.9	26.4	24.1	39.6	34.2
Llama-3.1-8B-Instruct	Open-Source	General	31.6	25.6	31.9	51.3	31.5	33.2	60.3	9.9	8.2	26.4	22.9	45	33.2
gemma-3-4b-it	Open-Source	General	31.5	27.4	30.6	47.9	29.5	30.8	57.7	11.4	9.7	30.1	27.2	42.3	33.1
DeepSeek-R1-Distill-Llama-8B	Open-Source	General	30.7	26.7	31.8	46.5	30.4	31.3	55.1	7.5	9.8	29.6	22.3	39.7	37.5
Qwen2.5-3B-Instruct	Open-Source	General	28.5	24	31.2	40.8	27.2	30.2	50.4	7.1	8.8	30.2	22.4	37.1	32
DeepSeek-R1-Distill-Qwen-7B	Open-Source	General	25.9	21.6	28	38.7	27.9	28.3	36.5	5.3	9.5	26.7	21.8	33.9	32.8
Phi-3.5-mini-instruct	Open-Source	General	25.1	17.5	21.4	35	28.8	35.4	43.5	6.5	9.1	20.5	22.1	30.7	31
Llama-3.2-3B-Instruct	Open-Source	General	25.1	17.9	26.3	37.2	23.1	34.6	48.2	6.5	8.1	22	20.7	29	27.5
MMed-Llama-3-8B	Open-Source	Medical	24.5	18.3	23.7	42	20.5	32.9	54.7	4.3	7.2	13.5	20	30.9	26
Qwen2.5-1.5B-Instruct	Open-Source	General	23.3	16.3	20.9	34.8	25.8	26.8	43.9	2.3	5.8	24.4	20.9	29	28.3
Llama-3.1-8B-UltraMedical	Open-Source	Medical	22.2	14.6	20.5	38.3	23.2	26.1	50.3	2.9	3.7	22.1	11.8	30.6	22.2
MeLLaMA-13B-chat	Open-Source	Medical	22.2	14.6	23.8	36.1	22.7	27.8	48.8	0.9	2.6	19.7	19.2	26.2	24.4
BioMistral-7B	Open-Source	Medical	19.6	12	19.6	25.5	23.6	23.8	39.4	2.5	4.9	16.6	19.7	21.6	26.5
meditron-70b	Open-Source	Medical	17.3	11.7	13.6	22.6	16.5	27	37.9	2.4	3.1	11.2	14.7	22.8	24.5
gemma-3-1b-it	Open-Source	General	14.3	7.5	9.9	24.4	18.9	22.3	17.6	0.8	4.6	15.7	17.9	18.7	13.4
Llama3-OpenBioLLM-8B	Open-Source	Medical	14.4	7.2	14.3	28	17.1	25.2	24.7	1.3	0.2	7.1	5.8	20.9	21.3
Llama-3.2-1B-Instruct	Open-Source	General	14.3	7.2	11.8	26.1	14.7	18.6	31.2	0	0.6	8.9	11.1	18.7	23.4
DeepSeek-R1-Distill-Qwen-1.5B	Open-Source	General	12.4	6.6	11.9	21.2	19	18.4	16.1	0.4	1.3	10.9	12.5	16.3	14.5
meditron-7b	Open-Source	Medical	8.1	1.6	5.1	8.5	12	18.4	17.9	0	0.2	4.4	4.9	9.6	15.1

Abbr for Clinical Specialty: CAR = Cardiology, END = Endocrinology, GAS = Gastroenterology, GEN = General, CC = Critical Care, NEU = Neurology, ONC = Oncology, PED = Pediatrics, PHA = Pharmacology, PUL = Pulmonology, RAD = Radiology, and OTH = Other (used when the specialty appears in only one task).

**Table S6.** Subgroup Performance of LLMs Across Different Clinical Stages (Zero-shot)

Model	Model Type	Model Domain	Score Avg	Score D&A	Score D&P	Score IA	Score Research	Score T&I	Score T&R
gpt-4o-0806	Proprietary	General	<b>45.9</b>	<b>25.3</b>	77.4	36	54.8	35.9	46.2
DeepSeek-R1	Open-Source	General	45.8	25.2	75.5	36	<b>55.3</b>	36.7	46.4
gemini-1.5-pro-002	Proprietary	General	45.7	23.7	<b>79.3</b>	<b>37.1</b>	50.7	<b>37.3</b>	46
gemini-2.0-flash-001	Proprietary	General	45	24.3	78.2	31.1	53.3	35.3	<b>47.5</b>
Qwen2.5-72B-Instruct	Open-Source	General	43.7	22.6	78.5	31.9	50.6	32.6	45.9
Mistral-Large-Instruct-2411	Open-Source	General	44	23.8	74.3	31.9	53	34.6	46.6
Athene-V2-Chat	Open-Source	General	43.7	22.5	78.3	32.6	51.2	32.3	45.4
Llama-3.3-70B-Instruct	Open-Source	General	41.8	22.6	75.6	30	46.3	32.8	43.6
Mistral-Small-3.1-24B-Instruct-2503	Open-Source	General	41.7	21.7	75.2	31.1	47	31.7	43.7
gemma-3-27b-it	Open-Source	General	41.6	22.2	70.8	30.7	47.2	34.3	44.5
QWQ-32B	Open-Source	General	41.6	20.3	75.1	30.4	51.5	26.5	46
DeepSeek-R1-Distill-Llama-70B	Open-Source	General	42	19.7	76.7	30.4	49.5	30.1	45.4
Llama-3.1-70B-Instruct	Open-Source	General	41.2	22.4	76.6	27.2	46.9	30.3	44
DeepSeek-R1-Distill-Qwen-32B	Open-Source	General	41.7	20.3	74	29.9	50.2	30.8	45.2
gemma-2-27b-it	Open-Source	General	40	22.1	69.4	29.7	45.4	31	42.3
gemma-3-12b-it	Open-Source	General	39.3	19.3	70.2	28.2	42.8	31.5	43.7
Mistral-Small-24B-Instruct-2501	Open-Source	General	39.1	21.1	69.5	30.8	43.6	31.7	37.6
Phi-4	Open-Source	General	38.4	19.8	73.9	25.3	43	26.5	42
Baichuan-M1-14B-Instruct	Open-Source	Medical	38.4	19.4	75.2	24.9	41.6	27.7	41.5
Mistral-Small-Instruct-2409	Open-Source	General	37.6	20.7	74.8	21.9	40.4	26.2	41.5
Llama-4-Scout-17B-16E-Instruct	Open-Source	General	37.6	19.8	73.8	22.2	40.8	25.9	42.9
gpt-35-turbo-0125	Proprietary	General	37.2	21	66.1	27	39.3	28.8	40.9
DeepSeek-R1-Distill-Qwen-14B	Open-Source	General	36.8	19.5	71.4	18.5	44.1	22.8	44.5
gemma-2-9b-it	Open-Source	General	37	18	66	26.4	41.3	28.5	41.6
Llama3-OpenBioLLM-70B	Open-Source	Medical	35.6	17	74.2	21.8	34.8	25	40.5
Llama-3-70B-UltraMedical	Open-Source	Medical	35.7	14.3	74.6	20	40.1	26	39.5
Llama-3.1-Nemotron-70B-Instruct-HF	Open-Source	General	35.5	16.6	78.3	15.5	39.5	22.8	40
Yi-1.5-34B-Chat-16K	Open-Source	General	34.8	16.2	72.6	19.4	35.1	23.7	41.7
MeLLaMA-70B-chat	Open-Source	Medical	34.7	16.6	69.5	22.7	35.8	23.4	39.9
QwQ-32B-Preview	Open-Source	General	34.1	15.8	71.4	18	37.6	23.3	38.8
Qwen2.5-7B-Instruct	Open-Source	General	33.6	14.1	68.7	19.9	37.5	23.4	37.8
Ministral-8B-Instruct-2410	Open-Source	General	32.4	15.4	65	20.2	34.4	23.7	35.8
Yi-1.5-9B-Chat-16K	Open-Source	General	31.1	12.9	60.4	20.2	31.5	21.5	40.4
gemma-3-4b-it	Open-Source	General	30.6	13.2	58.2	19	33.3	21.7	38.4
Phi-3.5-MoE-instruct	Open-Source	General	31.7	11.8	67.8	17.1	38.4	20.7	34.5
Llama-3.1-8B-Instruct	Open-Source	General	31.3	13.1	67.3	16	34	21.4	36.1
DeepSeek-R1-Distill-Llama-8B	Open-Source	General	30.9	12.6	64.6	16.7	36.1	18.1	37
Qwen2.5-3B-Instruct	Open-Source	General	28.8	10.7	58.6	18.8	30.4	18.1	36.4
Phi-3.5-mini-instruct	Open-Source	General	27.8	7.9	58.5	11.5	33	17.5	38.2
DeepSeek-R1-Distill-Qwen-7B	Open-Source	General	27.4	11.6	53	16.8	30.8	15.7	36.7
Llama-3.2-3B-Instruct	Open-Source	General	25	10.1	59.7	13.5	23	17.1	26.7
Qwen2.5-1.5B-Instruct	Open-Source	General	24.4	8.3	50.9	13.6	25.5	13.8	34.3
MeLLaMA-13B-chat	Open-Source	Medical	23.2	7.1	56.4	11.7	23.1	11.2	29.8
BioMistral-7B	Open-Source	Medical	22.7	7.8	52.6	12.7	21.7	11.9	29.6
MMed-Llama-3-8B	Open-Source	Medical	22.3	5.8	58.1	7.6	26.5	13.8	22
Llama-3.1-8B-UltraMedical	Open-Source	Medical	22.3	4.8	54.3	10.9	27.3	9.9	26.9
gemma-3-1b-it	Open-Source	General	17.4	4.7	33.5	8.7	17.8	11.2	28.3
meditron-70b	Open-Source	Medical	17.3	4.4	42.9	5.6	21.9	9.2	19.6
Llama3-OpenBioLLM-8B	Open-Source	Medical	16.5	4.8	45.7	3	18.7	3.4	23.3
DeepSeek-R1-Distill-Qwen-1.5B	Open-Source	General	16	4.1	34.2	5.6	19.3	7	25.8
Llama-3.2-1B-Instruct	Open-Source	General	14.7	5.6	38.3	5.6	11.3	5.9	21.2
meditron-7b	Open-Source	Medical	11.1	3.6	31.1	1.9	11.6	2.6	15.9

Abbr for Clinical Stage: D&A = Discharge and Administration, D&P = Diagnosis and Prognosis, IA = Initial Assessment, T&I = Treatment and Intervention, and T&R = Triage and Referral.

## 2.6 Analysis of Model Output Validity

We defined the standardized output format for each task using templates (See Section Methods and Supplementary Section 5), and developed automated scripts to extract results from the standardized outputs of each LLM. Outputs that failed to conform to the required formatting were considered invalid. We calculated the valid response rate for each model under different inference strategies, as shown in Table S7.

Under the zero-shot setting, 45 out of 52 models achieved a valid response rate exceeding 80%. With the support of few-shot prompting, 44 models showed improved formatting validity, resulting in 49 models surpassing the 80% threshold. In contrast, CoT prompting led to a decrease in valid response rates for 38 models, suggesting that CoT reasoning sometimes introduces formatting inconsistencies.

Moreover, larger LLMs were generally more capable of producing format-compliant outputs, reflecting stronger instruction-following abilities. However, some medical-specialized LLMs (e.g., Meditron, ME-LLaMA) demonstrated poorer general instruction-following across diverse tasks compared to their general-purpose counterparts.

**Table S7.** Overall Valid Rate of Generated response

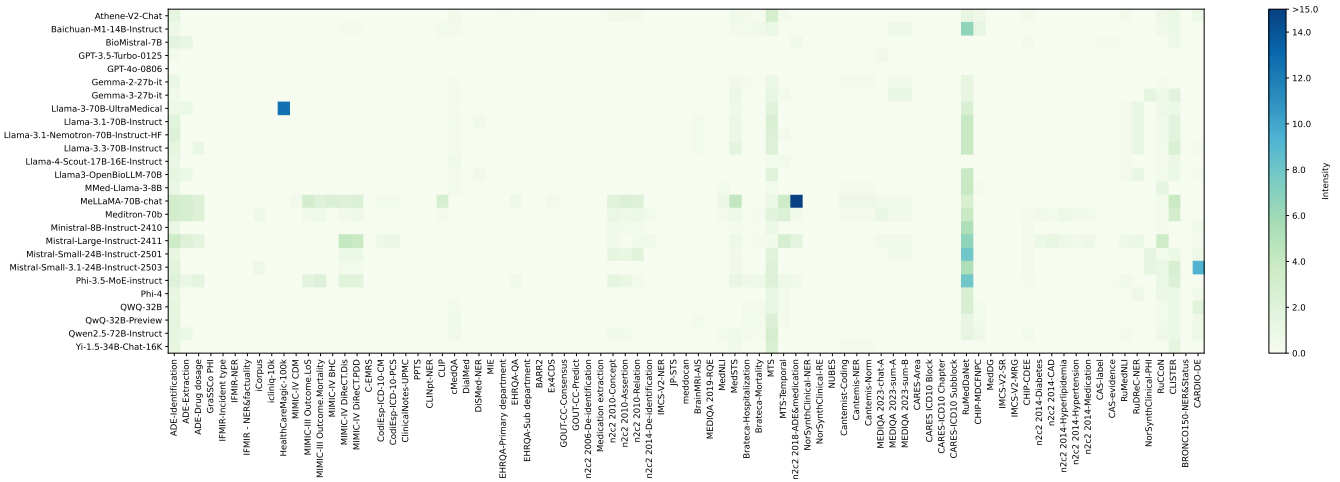
Model	Model Type	Model Domain	Score zero-shot	Score CoT	Score 5-shot	$\Delta$ Score few-shot	$\Delta$ Score (%) few-shot	$\Delta$ Score cot	$\Delta$ Score (%) cot
Athene-V2-Chat	Open-Source	General	<b>99.9 [99.8, 99.9]</b>	98.3 [98.0, 98.6]	<b>99.9 [99.8, 100.0]</b>	0	0	-1.6	-1.6
Qwen2.5-72B-Instruct	Open-Source	General	<b>99.9 [99.8, 99.9]</b>	98.2 [97.9, 98.6]	<b>99.9 [99.8, 100.0]</b>	0	0	-1.7	-1.7
Mistral-Large-Instruct-2411	Open-Source	General	99.6 [99.4, 99.7]	99.2 [99.0, 99.5]	99.7 [99.6, 99.9]	0.1	0.1	-0.4	-0.4
gemini-1.5-pro-002	Proprietary	General	99.4 [99.2, 99.6]	98.9 [98.6, 99.2]	99.7 [99.6, 99.9]	0.3	0.3	-0.5	-0.5
DeepSeek-R1	Open-Source	General	99.3 [99.0, 99.5]	98.9 [98.5, 99.2]	99.0 [98.7, 99.3]	-0.3	-0.3	-0.4	-0.4
gpt-4o-0806	Proprietary	General	99.2 [98.9, 99.5]	98.7 [98.4, 99.0]	99.8 [99.7, 100.0]	0.6	0.6	-0.5	-0.5
DeepSeek-R1-Distill-Qwen-32B	Open-Source	General	99.2 [98.9, 99.5]	98.2 [97.8, 98.6]	97.4 [96.9, 97.9]	-1.8	-1.8	-1.0	-1.0
DeepSeek-R1-Distill-Llama-70B	Open-Source	General	98.9 [98.6, 99.2]	98.7 [98.4, 99.0]	99.4 [99.2, 99.6]	0.5	0.5	-0.2	-0.2
Phi-4	Open-Source	General	98.9 [98.6, 99.2]	94.4 [93.7, 95.0]	99.1 [98.8, 99.4]	0.2	0.2	-4.5	-4.6
Llama-3.3-70B-Instruct	Open-Source	General	98.8 [98.6, 99.1]	99.3 [99.0, 99.5]	99.7 [99.6, 99.8]	0.9	0.9	0.5	0.5
Mistral-Small-Instruct-2409	Open-Source	General	98.8 [98.6, 99.0]	98.7 [98.4, 99.0]	92.9 [92.4, 93.4]	-5.9	-6.0	-0.1	-0.1
Baichuan-M1-14B-Instruct	Open-Source	Medical	98.7 [98.4, 99.0]	97.0 [96.6, 97.5]	99.6 [99.5, 99.8]	0.9	0.9	-1.7	-1.7
gemma-2-27b-it	Open-Source	General	98.7 [98.4, 99.0]	95.8 [95.3, 96.4]	98.1 [97.7, 98.4]	-0.6	-0.6	-2.9	-2.9
gemma-2-27b-it	Open-Source	General	98.5 [98.4, 98.7]	<b>99.7 [99.6, 99.8]</b>	<b>99.9 [99.8, 100.0]</b>	1.4	1.4	1.2	1.2
gpt-3.5-turbo-0125	Proprietary	General	98.4 [98.0, 98.7]	97.3 [96.9, 97.7]	98.9 [98.7, 99.1]	0.5	0.5	-1.1	-1.1
Mistral-Small-3.1-24B-Instruct-2503	Open-Source	General	98.0 [97.6, 98.4]	95.6 [95.1, 96.1]	<b>99.9 [99.8, 100.0]</b>	1.9	1.9	-2.4	-2.4
Yi-1.5-34B-Chat-16K	Open-Source	General	97.8 [97.4, 98.1]	93.0 [92.4, 93.7]	99.4 [99.3, 99.6]	1.6	1.6	-4.8	-4.9
Ministral-8B-Instruct-2410	Open-Source	General	97.6 [97.3, 97.9]	92.1 [91.5, 92.8]	98.7 [98.5, 98.9]	1.1	1.1	-5.5	-5.6
gemma-3-12b-it	Open-Source	General	96.7 [96.2, 97.2]	99.2 [98.9, 99.4]	99.7 [99.6, 99.9]	3	3.1	2.5	2.6
gemma-2-9b-it	Open-Source	General	96.4 [95.9, 96.9]	89.7 [88.9, 90.5]	98.3 [97.9, 98.6]	1.9	2	-6.7	-7.0
Yi-1.5-9B-Chat-16K	Open-Source	General	96.2 [95.7, 96.6]	91.5 [90.7, 92.2]	99.1 [98.9, 99.3]	2.9	3	-4.7	-4.9
QwQ-32B-Preview	Open-Source	General	95.6 [95.0, 96.1]	87.9 [87.1, 88.7]	99.6 [99.5, 99.8]	4	4.2	-7.7	-8.1
QWQ-32B	Open-Source	General	95.4 [94.8, 96.0]	92.1 [91.3, 92.9]	98.6 [98.3, 99.0]	3.2	3.4	-3.3	-3.5
Qwen2.5-3B-Instruct	Open-Source	General	95.2 [94.7, 95.7]	93.3 [92.6, 94.0]	98.6 [98.3, 98.8]	3.4	3.6	-1.9	-2.0
Llama-4-Scout-17B-16E-Instruct	Open-Source	General	94.6 [94.0, 95.2]	94.8 [94.2, 95.5]	99.1 [98.8, 99.3]	4.5	4.8	0.2	0.2
Llama-3.1-70B-Instruct	Open-Source	General	94.5 [94.0, 94.9]	95.9 [95.5, 96.4]	99.7 [99.6, 99.8]	5.2	5.5	1.4	1.5
gemini-2.0-flash-001	Proprietary	General	94.4 [93.9, 94.9]	96.5 [95.9, 97.0]	<b>99.9 [99.8, 100.0]</b>	5.5	5.8	2.1	2.2
MeLLaMA-70B-chat	Open-Source	Medical	94.2 [93.6, 94.9]	87.4 [86.5, 88.2]	83.7 [82.9, 84.5]	-10.5	-11.1	-6.8	-7.2
Llama3-OpenBioLLM-70B	Open-Source	Medical	93.7 [93.1, 94.3]	91.0 [90.3, 91.7]	99.0 [98.7, 99.3]	5.3	5.7	-2.7	-2.9
Llama-3.2-3B-Instruct	Open-Source	General	93.6 [93.0, 94.1]	86.3 [85.6, 87.0]	98.1 [97.9, 98.4]	4.5	4.8	-7.3	-7.8
Llama-3.1-Nemotron-70B-Instruct-HF	Open-Source	General	92.5 [91.9, 93.1]	91.8 [91.2, 92.4]	97.6 [97.2, 98.1]	5.1	5.5	-0.7	-0.8
gemma-3-4b-it	Open-Source	General	91.9 [91.2, 92.5]	95.7 [95.1, 96.2]	98.5 [98.3, 98.8]	6.6	7.2	3.8	4.1
Phi-3.5-MoE-instruct	Open-Source	General	91.8 [91.2, 92.5]	86.7 [86.0, 87.5]	96.1 [95.8, 96.4]	4.3	4.7	-5.1	-5.6
Qwen2.5-1.5B-Instruct	Open-Source	General	91.6 [91.0, 92.3]	82.3 [81.5, 83.2]	99.0 [98.8, 99.2]	7.4	8.1	-9.3	-10.2
DeepSeek-R1-Distill-Qwen-7B	Open-Source	General	91.5 [90.8, 92.2]	89.6 [88.8, 90.3]	76.5 [75.7, 77.3]	-15.0	-16.4	-1.9	-2.1
BioMistral-7B	Open-Source	Medical	90.6 [89.9, 91.2]	24.4 [23.8, 25.0]	92.7 [92.3, 93.2]	2.1	2.3	-66.2	-73.1
Qwen2.5-7B-Instruct	Open-Source	General	90.4 [89.7, 91.0]	92.5 [91.8, 93.3]	99.1 [98.9, 99.2]	8.7	9.6	2.1	2.3
Mistral-Small-24B-Instruct-2501	Open-Source	General	90.1 [89.4, 90.7]	78.7 [77.9, 79.5]	99.7 [99.6, 99.9]	9.6	10.7	-11.4	-12.7
Llama-3-70B-UltraMedical	Open-Source	Medical	89.8 [89.1, 90.4]	93.9 [93.2, 94.6]	98.3 [97.9, 98.6]	8.5	9.5	4.1	4.6
Phi-3.5-mini-instruct	Open-Source	General	88.8 [88.0, 89.5]	84.8 [83.9, 85.6]	94.7 [94.3, 95.1]	5.9	6.6	-4.0	-4.5
DeepSeek-R1-Distill-Qwen-14B	Open-Source	General	88.2 [87.4, 88.9]	94.5 [94.0, 95.1]	98.0 [97.6, 98.4]	9.8	11.1	6.3	7.1
DeepSeek-R1-Distill-Llama-8B	Open-Source	General	88.0 [87.3, 88.7]	91.4 [90.7, 92.1]	93.1 [92.5, 93.7]	5.1	5.8	3.4	3.9
MMed-Llama-3-8B	Open-Source	Medical	85.8 [85.1, 86.5]	67.4 [66.2, 68.5]	98.8 [98.6, 99.0]	13	15.2	-18.4	-21.4
Llama-3.1-8B-Instruct	Open-Source	General	84.4 [83.6, 85.2]	92.2 [91.6, 92.8]	98.5 [98.2, 98.8]	14.1	16.7	7.8	9.2
MeLLaMA-13B-chat	Open-Source	Medical	83.8 [83.0, 84.6]	83.2 [82.4, 84.0]	82.1 [81.3, 82.9]	-1.7	-2.0	-0.6	-0.7
meditron-70b	Open-Source	Medical	75.6 [74.7, 76.5]	62.9 [61.9, 63.8]	90.2 [89.5, 90.9]	14.6	19.3	-12.7	-16.8
gemma-3-1b-it	Open-Source	General	74.6 [73.8, 75.5]	73.3 [72.4, 74.1]	94.3 [93.8, 94.8]	19.7	26.4	-1.3	-1.7
Llama-3.1-8B-UltraMedical	Open-Source	Medical	73.5 [72.6, 74.3]	75.8 [74.8, 76.7]	82.1 [81.2, 82.9]	8.6	11.7	2.3	3.1
DeepSeek-R1-Distill-Qwen-1.5B	Open-Source	General	69.7 [68.7, 70.7]	66.6 [65.7, 67.6]	65.8 [64.9, 66.8]	-3.9	-5.6	-3.1	-4.4
Llama-3.2-1B-Instruct	Open-Source	General	62.6 [61.9, 63.4]	58.2 [57.3, 59.1]	95.1 [94.7, 95.4]	32.5	51.9	-4.4	-7.0
Llama3-OpenBioLLM-8B	Open-Source	Medical	56.1 [55.0, 57.2]	50.3 [49.3, 51.4]	95.7 [95.3, 96.2]	39.6	70.6	-5.8	-10.3
meditron-7b	Open-Source	Medical	50.8 [49.8, 51.9]	52.1 [51.1, 53.1]	72.0 [71.2, 72.8]	21.2	41.7	1.3	2.6

Note: Models are ranked by the average score across all tasks ("Score Avg") in descending order. The **bold blue** highlights the highest value for each score column.  $\Delta$  represents the difference compared to zero-shot, with **green** indicating improvement and **red** indicating a decline.

### 3 Data Contamination Analysis

To investigate potential data contamination, we prompted each LLM with a partial segment of the testing sample and asked it to generate the next 5 tokens.<sup>1</sup> For each sample, this process was repeated 5 times. If the model generated an exact 5-token match in at least 3 out of 5 attempts, the sample was considered as potentially leaked. Based on this criterion, we calculated the proportion of potentially leaked samples within each dataset.

We report the contamination ratios across all tasks for the largest model within each model family. As shown in Figure S1, the overall contamination risk is low for most clinical text tasks, indicating the relative integrity and reliability of the benchmark. However, certain datasets were used for model training and show a significantly higher likelihood of data leakage, such as dataset n2c2 2018–ADE&Medication for Me-LLaMA-70B.<sup>2</sup>



**Figure S1.** Data Contamination Analysis.

(Each cell represents the proportion of potentially leaked samples for a given model-task pair. Deeper color indicates a higher likelihood that the dataset was used during the model’s training.)

## 4 BRIDGE Construction

### 4.1 Prompt Template

We designed a simple and standardized prompt template to generate appropriate instructions, inputs, and output formats for each task (see Section Methods for details). The metadata of all tasks can be found in Table S8. The general structure of the template is as follows:

Given [Input description] in [Language (if not English)], [Task description].  
[Requirement for inference strategy]  
[Output format]

Here, [Input description] is a short phrase describing the input data (e.g., clinical text, radiology report). [Language] indicates the input language (e.g., Chinese, Spanish); this part is omitted if the input is in English. Task description provides a detailed explanation of the task and relevant information, including label definitions sourced from the original dataset. [Output format] defines the expected structure of the model's response to facilitate evaluation.

To investigate the effect of different inference strategies, we modified only the [Requirement for inference strategy] field while keeping the rest of the prompt unchanged. The corresponding instruction template is as below:

**Zero / Few-shot:** *Return your answer in the following format. DO NOT GIVE ANY EXPLANATION:*  
**Chian-of-Thought:** *Solve it in a step-by-step fashion, return your answer in the following format, PROVIDE DETAILED ANALYSIS BEFORE THE RESULT:*

Specifically: For zero-shot and few-shot settings, the model is instructed to output the final answer directly. For CoT, the model is prompted to first provide reasoning before producing the final answer.

### 4.2 Task Taxonomy and Characteristics

To systematically investigate the performance of LLMs across different clinical scenarios, we extracted the following key characteristics for each task. Then, we categorized them into standardized taxonomies, enabling a comprehensive analysis of LLM capabilities among different settings. All metadata of the BRIDGE task is in Table S8.

#### 4.2.1 Language

Each task is monolingual and is determined by the original source documents.

#### 4.2.2 Sourced Clinical Documents

We record the originating clinical documents from which each dataset is constructed (e.g., admission notes and discharge summaries). If a dataset spans multiple document types, it is assigned to each relevant category. Datasets referencing more than five document types or without clear specifications (e.g., generic EHR references) are labeled "General".

#### 4.2.3 Clinical Specialty

Tasks are categorized into specific clinical specialties, which are defined by the specific challenges they address (e.g., targeted diseases) and the originating department of the source data. Examples include cardiology, radiology, or intensive care units (ICUs). Similar to clinical document types, datasets spanning more than five clinical specialties or lacking explicit domain definitions are labeled as "General."

#### 4.2.4 Clinical Stages and Applications

Tasks are first grouped based on their specific clinical applications and then mapped into six clinical stages. This categorization is informed by clinical expertise and reflects the typical course of patient care. It also considers both the source of the clinical note (e.g., admission notes or discharge summaries) and the nature and objective of the task itself.

Table S8. Metadata of BRIDGE Tasks

Task name	Language	Task Type	Sourced Clinical Document	Clinical Specialty	Clinical Application	Clinical Stage	Number of Testing samples	Word Count (Input / Output)
MIMIC-IV CDM	English	Text Classification	General EHR Note	Gastroenterology	Diagnosis	Diagnosis and Prognosis	240	817.56 / 2.00
MIMIC-III Outcome.LoS	English	Text Classification	Discharge Summary	Critical Care	Prognosis	Diagnosis and Prognosis	1000	465.35 / 4.00
MIMIC-III Outcome.Mortality	English	Text Classification	Discharge Summary	Critical Care	Prognosis	Diagnosis and Prognosis	1000	458.88 / 4.00
MIMIC-IV BHC	English	Summarization	General EHR Note	Critical Care	Summarization	Discharge and Administration	1000	1223.33 / 335.24
MIMIC-IV DiReCT.Dis	English	Text Classification	General EHR Note	Cardiology, Gastroenterology, Neurology, Pulmonology, Endocrinology	Diagnosis	Diagnosis and Prognosis	485	588.39 / 3.09
MIMIC-IV DiReCT.PDD	English	Text Classification	General EHR Note	Cardiology, Gastroenterology, Neurology, Pulmonology, Endocrinology	Diagnosis	Diagnosis and Prognosis	485	589.93 / 3.78
ADE-Identification	English	Text Classification	Case Report	Pharmacology	ADE & Incidents	Treatment and Intervention	2093	19.55 / 4.00
ADE-Extraction	English	Event Extraction	Case Report	Pharmacology	ADE & Incidents	Treatment and Intervention	428	19.40 / 9.89
ADE-Drug dosage	English	Event Extraction	Case Report	Pharmacology	Medication information	Treatment and Intervention	193	24.89 / 6.97
BARR2	Spanish	Event Extraction	Case Report	General	Concept standardization	Research	214	394.68 / 81.08
BrainMRI-AIS	English	Text Classification	Radiology Report	Neurology, Radiology	Diagnosis	Diagnosis and Prognosis	267	54.72 / 2.00
Brateca-Hospitalization	Portuguese	Text Classification	General EHR Note	General	Prognosis	Diagnosis and Prognosis	3183	1514.92 / 4.00
Brateca-Mortality	Portuguese	Text Classification	General EHR Note	General	Prognosis	Diagnosis and Prognosis	3170	1507.12 / 2.00
Cantemis-Coding	Spanish	Normalization and Coding	Case Report	Oncology	Billing & Coding	Discharge and Administration	300	743.44 / 12.86
Cantemis-NER	Spanish	Named Entity Recognition	Case Report	Oncology	Billing & Coding	Discharge and Administration	297	743.89 / 77.66
Cantemis-Norm	Spanish	Normalization and Coding	Case Report	Oncology	Billing & Coding	Discharge and Administration	297	743.89 / 77.66
CARES-Area	Spanish	Text Classification	Radiology Report	Radiology	Billing & Coding	Discharge and Administration	966	214.15 / 3.00
CARES ICD10 Block	Spanish	Normalization and Coding	Radiology Report	Radiology	Billing & Coding	Discharge and Administration	966	214.15 / 6.96
CARES-ICD10 Chapter	Spanish	Normalization and Coding	Radiology Report	Radiology	Billing & Coding	Discharge and Administration	966	214.15 / 4.57
CARES-ICD10 Subblock	Spanish	Normalization and Coding	Radiology Report	Radiology	Billing & Coding	Discharge and Administration	966	214.15 / 8.27
CHIP-CDEE	Chinese	Event Extraction	General EHR Note	General	Temporal/Causality determination	Initial Assessment	384	60.62 / 63.65
C-EMRS	Chinese	Text Classification	General EHR Note	Radiology, Endocrinology, Pulmonology, Cardiology, Gastroenterology	Diagnosis	Diagnosis and Prognosis	1819	577.47 / 4.71
CodiEsp-ICD-10-CM	Spanish	Normalization and Coding	Case Report	General	Billing & Coding	Discharge and Administration	250	378.92 / 116.88
CodiEsp-ICD-10-PCS	Spanish	Normalization and Coding	Case Report	General	Billing & Coding	Discharge and Administration	224	388.62 / 48.35
ClinicalNotes-UPMC	English	Text Classification	General EHR Note	General	Negation identification	Research	229	15.61 / 2.00
PPTS	Spanish	Text Classification	General EHR Note	Pulmonology	Diagnosis	Diagnosis and Prognosis	153	377.97 / 2.00
CLINpt-NER	Portuguese	Named Entity Recognition	Case Report, Admission Note, Discharge Summary	Neurology	Procedure information	Treatment and Intervention	260	183.81 / 297.13
CLIP	English	Text Classification	Discharge Summary	Critical Care	Post-discharge patient management	Discharge and Administration	933	20.84 / 3.90
eMedQA	Chinese	Question Answering	Consultation Record	General	Screen & Consultation	Triage and Referral	6184	49.16 / 91.76
DialMed	Chinese	Text Classification	Consultation Record	Pulmonology, Gastroenterology, Dermatology, Pharmacology	Medication information	Treatment and Intervention	1199	188.23 / 9.20
DiSMed-NER	Spanish	Named Entity Recognition	Radiology Report	Radiology	De-identification	Research	212	233.43 / 84.59
MIE	Chinese	Event Extraction	Consultation Record	Cardiology	Phenotyping	Initial Assessment	2084	97.73 / 28.34
EHRQA-Primary department	Chinese	Text Classification	Consultation Record	General	Specialist recommendation	Triage and Referral	5037	69.14 / 3.32
EHRQA-QA	Chinese	Question Answering	Consultation Record	General	Screen & Consultation	Triage and Referral	5097	118.78 / 92.99
EHRQA-Sub department	Chinese	Text Classification	Consultation Record	General	Specialist recommendation	Triage and Referral	5002	69.10 / 4.32
ExaCDS	German	Named Entity Recognition	General EHR Note	Nephrology	Procedure information	Treatment and Intervention	398	20.35 / 33.24
GOUT-CC-Consensus	English	Text Classification	Admission Note	Endocrinology	Diagnosis	Diagnosis and Prognosis	425	22.85 / 3.00
n2c2 2006-De-identification	English	Named Entity Recognition	Discharge Summary	Pulmonology	De-identification	Research	220	738.49 / 141.48
Medication extraction	English	Event Extraction	Discharge Summary	Pharmacology	Medication information	Treatment and Intervention	229	1198.59 / 456.20
n2c2 2010-Concept	English	Named Entity Recognition	Discharge Summary, Progress Note	Critical Care	Procedure information	Treatment and Intervention	210	804.84 / 459.21
n2c2 2010-Assertion	English	Named Entity Recognition	Discharge Summary, Progress Note	Critical Care	Post-discharge patient management	Discharge and Administration	253	1004.96 / 259.55
n2c2 2010-Relation	English	Event Extraction	Discharge Summary, Progress Note	Critical Care	Procedure information	Treatment and Intervention	236	1042.94 / 267.09
n2c2 2014-De-identification	English	Named Entity Recognition	General EHR Note	Endocrinology	De-identification	Research	514	705.28 / 134.95
IMCS-V2-NER	Chinese	Named Entity Recognition	Consultation Record	Pediatrics	Phenotyping	Initial Assessment	2362	38.65 / 20.80
JP-STs	Japanese	Semantic Similarity	Case Report	General	Semantic relation	Research	363	53.57 / 3.00
meddocan	Spanish	Named Entity Recognition	Case Report	General	De-identification	Research	250	465.63 / 145.28
MEDIAQ 2019-RQE	English	Natural Language Inference	Consultation Record	General	Screen & Consultation	Triage and Referral	230	58.78 / 2.00
MedNLI	English	Natural Language Inference	General EHR Note	Critical Care	Semantic relation	Research	1421	26.78 / 2.00
MedSTS	English	Semantic Similarity	General EHR Note	General	Semantic relation	Research	730	44.04 / 3.00
MTS	English	Text Classification	Case Report	General	Data organization	Research	235	524.53 / 4.93
MTS-Temporal	English	Named Entity Recognition	Discharge Summary	Pediatrics, Psychology	Temporal/Causality determination	Initial Assessment	274	672.05 / 105.01
n2c2 2018-ADE&medication	English	Event Extraction	Discharge Summary	Pharmacology	ADE & Incidents	Treatment and Intervention	202	2175.39 / 326.34
NorSynthClinical-NER	Norwegian	Named Entity Recognition	General EHR Note	Cardiology	Temporal/Causality determination	Initial Assessment	457	15.90 / 22.51
NorSynthClinical-RE	Norwegian	Event Extraction	General EHR Note	Cardiology	Temporal/Causality determination	Initial Assessment	457	15.90 / 37.89
NUBES	Spanish	Event Extraction	General EHR Note	General	Negation identification	Research	427	853.73 / 174.73
MEDIAQ 2023-chat-A	English	Summarization	Consultation Record	General	Encounter summarization	Initial Assessment	200	111.25 / 43.88
MEDIAQ 2023-sum-A	English	Text Classification	Consultation Record	General	Data organization	Research	199	118.51 / 3.85
MEDIAQ 2023-sum-B	English	Summarization	Consultation Record	General	Encounter summarization	Initial Assessment	198	119.05 / 45.27
RuMedDaNet	Russian	Natural Language Inference	General EHR Note	General	Screen & Consultation	Triage and Referral	256	70.20 / 2.00
CBLEU-CDN	Chinese	Normalization and Coding	General EHR Note	General	Billing & Coding	Discharge and Administration	2000	10.51 / 11.97
CHIP-CTC	Chinese	Text Classification	General EHR Note	General	Clinical trial matching	Research	6080	17.78 / 6.36
CHIP-MDCFNPC	Chinese	Event Extraction	Consultation Record	General	Phenotyping	Initial Assessment	11060	25.56 / 13.64
MedDG	Chinese	Question Answering	Consultation Record	Gastroenterology	Screen & Consultation	Triage and Referral	2747	198.88 / 26.79
IMCS-V2-SR	Chinese	Event Extraction	Consultation Record	Pediatrics	Phenotyping	Initial Assessment	832	62.62 / 47.05
IMCS-V2-MRG	Chinese	Summarization	Consultation Record	Pediatrics	Encounter summarization	Initial Assessment	833	62.20 / 73.88
IMCS-V2-DAC	Chinese	Text Classification	Consultation Record	Pediatrics	Screen & Consultation	Triage and Referral	19333	16.74 / 7.58
n2c2 2014-Diabetes	English	Event Extraction	General EHR Note	Cardiology, Endocrinology	Risk factor extraction	Initial Assessment	364	765.71 / 33.77
n2c2 2014-CAD	English	Event Extraction	General EHR Note	Cardiology, Endocrinology	Risk factor extraction	Initial Assessment	226	750.21 / 40.48
n2c2 2014-Hyperlipidemia	English	Event Extraction	General EHR Note	Cardiology, Endocrinology	Risk factor extraction	Initial Assessment	249	812.20 / 28.11
n2c2 2014-Hypertension	English	Event Extraction	General EHR Note	Cardiology, Endocrinology	Risk factor extraction	Initial Assessment	393	747.99 / 32.04
n2c2 2014-Medication	English	Event Extraction	General EHR Note	Cardiology, Endocrinology	Medication information	Treatment and Intervention	451	746.75 / 66.87
CAS-label	French	Event Extraction	Case Report	General	Post-discharge patient management	Discharge and Administration	696	365.62 / 6.10
CAS-evidence	French	Summarization	Case Report	General	Summarization	Discharge and Administration	696	365.62 / 33.19
RuMedNLI	Russian	Natural Language Inference	General EHR Note	Critical Care	Semantic relation	Research	1421	23.90 / 2.00
RuDRc-NER	Russian	Named Entity Recognition	Consultation Record	Pharmacology	ADE & Incidents	Treatment and Intervention	251	16.19 / 9.52
NorSynthClinical-PHI	Norwegian	Named Entity Recognition	General EHR Note	Cardiology	De-identification	Research	211	17.71 / 9.00
RuCCoN	Russian	Named Entity Recognition	General EHR Note	Pulmonology	Procedure information	Treatment and Intervention	846	210.19 / 135.85
CLUSTER	French	Semantic Similarity	Case Report	General	Semantic relation	Research	400	32.73 / 3.00
BRONCO150-NER&Status	German	Event Extraction	Discharge Summary	Oncology	Procedure information	Treatment and Intervention	880	78.44 / 66.56
CARDIO-DE	German	Named Entity Recognition	General EHR Note	Cardiology	Medication information	Treatment and Intervention	380	1902.40 / 259.12
GraSSCo PHI	German	Named Entity Recognition	Discharge Summary, Case Report	General	De-identification	Research	329	101.38 / 21.10
IFMIR-Incident type	Japanese	Text Classification	Case Report	Pharmacology	ADE & Incidents	Treatment and Intervention	5833	98.41 / 4.93
IFMIR-NER	Japanese	Named Entity Recognition	Case Report	Pharmacology	ADE & Incidents	Treatment and Intervention	5747	98.52 / 42.94
IFMIR-NER&factuality	Japanese	Event Extraction	Case Report	Pharmacology	ADE & Incidents	Treatment and Intervention	5747	98.52 / 58.87
iCorpus	Japanese	Named Entity Recognition	Case Report	General	Procedure information	Treatment and Intervention	217	91.15 / 147.10
icliniq-10k	English	Question Answering	Consultation Record	General	Screen & Consultation	Triage and Referral	733	96.14 / 94.87
HealthCareMagic-100k	English	Question Answering	Consultation Record	General	Screen & Consultation	Triage and Referral	11199	90.33 / 117.97

## 5 BRIDGE Dataset and Task Information

For each dataset, we include a concise paragraph summarizing its background, along with a list of associated metadata. By default, the metadata applies to all tasks derived from the dataset. If certain tasks differ in specific metadata attributes, these differences are explicitly indicated in the dataset's metadata section.

For each task, we provide a brief task description followed by the prompt template used during model inference. All displayed templates correspond to the zero-shot or few-shot prompting settings.

### 5.1 MIMIC-IV CDM

The MIMIC-IV CDM (Clinical Decision Making) dataset<sup>3</sup> is sourced from the MIMIC-IV database and focuses on patients presenting with acute abdominal pain. It includes 2,400 real patient cases covering four common abdominal pathologies and incorporates multiple types of clinical notes to simulate a realistic clinical setting, such as the history of present illness, physical examination findings, and radiology reports.

- **Language:** English
- **Clinical Stage:** Diagnosis and Prognosis
- **Sourced Clinical Document Type:** General EHR Note
- **Clinical Specialty:** Gastroenterology
- **Application Method:** [Link of MIMIC-IV CDM Dataset](#)

#### 5.1.1 Task: MIMIC-IV CDM

This task is to determine the most likely diagnosis based on the clinical notes of a patient with acute abdominal pain.

**Task type:** Text Classification

**Instruction:** *Given the history of present illness, physical examination, and radiology reports of a patient with acute abdominal pain, determine the most likely diagnosis from the following pathologies: Appendicitis, Cholecystitis, Diverticulitis, Pancreatitis.*

*Return your answer in the following format. DO NOT GIVE ANY EXPLANATION:*

*Diagnosis: disease*

*The optional list for "disease" is ["Appendicitis", "Cholecystitis", "Diverticulitis", "Pancreatitis"].*

**Input:** [Clinical note of a patient]

**Output:** *Diagnosis: [Appendicitis / Cholecystitis / Diverticulitis / Pancreatitis]*

### 5.2 MIMIC-III Outcome

The MIMIC-III Outcome dataset<sup>4</sup> contains data from 42,808 patients sourced from the MIMIC-III database and combines patients' clinical notes with their clinical outcomes. Admission-related information, such as chief complaint and medical history, was extracted from discharge summaries to simulate a realistic scenario for prognosis prediction at the time of hospital admission. This dataset supports research on clinical outcome prediction and risk stratification. We followed the official data split (29,839 for training, 4,300 for validation, and 8,669 for testing), and further selected 1,000 cases from the test set for evaluation in our benchmark.

- **Language:** English
- **Clinical Stage:** Diagnosis and Prognosis
- **Sourced Clinical Document Type:** Discharge Summary
- **Clinical Specialty:** Critical Care
- **Application Method:** [Link of Code MIMIC-III Outcome](#)

### 5.2.1 Task: MIMIC-III Outcome.LoS

This task is to predict the patient's length of stay during the current hospital admission based on information from the admission note.

**Task type:** Text Classification

**Instruction:** Given a patient's basic information and admission notes, predict the patient's length of stay (LOS) in the hospital, which is the hospitalization duration required by the patient's condition. The LoS is grouped into four categories:

- "A": Under 3 days
- "B": 3 to 7 days
- "C": 1 week to 2 weeks
- "D": more than 2 weeks

Return your answer in the following format. DO NOT GIVE ANY EXPLANATION:

Length of Stay: label

The optional list for "label" is ["A", "B", "C", "D"].

**Input:** [Clinical note of a patient]

**Output:** Length of Stay: [A / B / C / D]

### 5.2.2 Task: MIMIC-III Outcome.MortalityS

This task is to predict the in-hospital mortality for the current admission based on the patient's admission note.

**Task type:** Text Classification

**Instruction:** Given a patient's basic information and admission notes, predict the patient's in-hospital mortality, which means whether the patient will die during the current admission.

Return your answer in the following format. DO NOT GIVE ANY EXPLANATION:

In-Hospital Mortality: label

The optional list for "label" is ["Yes", "No"].

**Input:** [Clinical note of a patient]

**Output:** In-Hospital Mortality: [Yes/No]

## 5.3 MIMIC-IV BHC

The MIMIC-IV BHC (Brief Hospital Course) dataset<sup>5</sup> focuses on generating brief hospital course summaries from patients' clinical notes. It is derived from the MIMIC-IV-Note dataset and includes 270,033 clinical notes. The dataset was constructed through data translation to transform raw, unstructured clinical text into a standardized format suitable for brief hospital course generation. This process involves steps such as whitespace removal, section identification, tokenization, and other structural transformations, ultimately producing aligned pairs of clinical notes and corresponding brief hospital course summaries.

- **Language:** English
- **Clinical Stage:** Discharge and Administration
- **Sourced Clinical Document Type:** General EHR Note
- **Clinical Specialty:** Critical Care
- **Application Method:** [Link of MIMIC-IV BHC Dataset](#)

### 5.3.1 Task: MIMIC-IV BHC

The objective of this task is to generate the brief hospital course based on the provided clinical notes of a patient.

**Task type:** Summarization

**Instruction:** Given the patient's clinical notes from electronic health records, summarize the patient's clinical notes into a brief hospital course (BHC) summary, which is a concise summary of the patient's hospital stay. The BHC summary commonly is a paragraph that includes key information such as the patient's diagnosis, treatment, and any significant events that occurred during their hospital stay.

Return your answer in the following format. DO NOT GIVE ANY EXPLANATION:

BHC: ...

**Input:** [Progress note of a patient]

**Output:** BHC: [brief hospital course for the patient]

## 5.4 MIMIC-IV DiReCT

The MIMIC-IV DiReCT (Diagnostic Reasoning dataset for Clinical noTes) dataset<sup>6</sup> focuses on disease diagnosis through diagnostic reasoning based on clinical notes. It is derived from the MIMIC-IV database and contains 511 clinical notes, each meticulously annotated by physicians to document the step-by-step diagnostic reasoning process—from clinical observations to final diagnosis. It covers 25 diseases across five clinical specialties: Cardiology, Gastroenterology, Neurology, Pulmonology, and Endocrinology.

- **Language:** English
- **Clinical Stage:** Diagnosis and Prognosis
- **Sourced Clinical Document Type:** General EHR Note
- **Clinical Specialty:** Cardiology, Gastroenterology, Neurology, Pulmonology, Endocrinology
- **Application Method:** [Link of MIMIC-IV DiReCT Dataset](#)

### 5.4.1 Task: MIMIC-IV DiReCT.Dis

This task is to determine which disease the patient has based on their current clinical condition.

**Task type:** Text Classification

**Instruction:** Given a patient's clinical notes from electronic health records (EHR), determine which disease the patient has. Specifically, the clinical notes include 6 parts: CHIEF COMPLAINT, HISTORY OF PRESENT ILLNESS, PAST MEDICAL HISTORY, FAMILY HISTORY, PHYSICAL EXAM, and PERTINENT RESULTS. The possible disease is one of the following list.

Return your answer in the following format. DO NOT GIVE ANY EXPLANATION:

Diagnosis: disease

The optional list for "disease" is ["Acute Coronary Syndrome", "Heart Failure", "Gastro-oesophageal Reflux Disease", "Pulmonary Embolism", "Hypertension", "Peptic Ulcer Disease", "Stroke", "Gastritis", "Multiple Sclerosis", "Adrenal Insufficiency", "Pneumonia", "Chronic Obstructive Pulmonary Disease", "Aortic Dissection", "Asthma", "Diabetes", "Pituitary Disease", "Alzheimer", "Atrial Fibrillation", "Thyroid Disease", "Cardiomyopathy", "Epilepsy", "Upper Gastrointestinal Bleeding", "Tuberculosis", "Migraine", "Hyperlipidemia"].

**Input:** [Clinical note of a patient]

**Output:** Diagnosis: [valid disease name]

### 5.4.2 Task: MIMIC-IV DiReCT.PDD

This task is to determine the patient's primary discharge diagnosis (PDD) based on their current clinical condition.

**Task type:** Text Classification

**Instruction:** Given a patient's clinical notes from electronic health records (EHR), determine which disease the patient has. Specifically, the clinical notes include 6 parts: CHIEF COMPLAINT, HISTORY OF PRESENT ILLNESS, PAST MEDICAL HISTORY, FAMILY HISTORY, PHYSICAL EXAM, and PERTINENT RESULTS. The possible disease is one of the following list.

Return your answer in the following format. DO NOT GIVE ANY EXPLANATION:

Diagnosis: disease

The optional list for "disease" is ["Heart Failure", "Gastro-oesophageal Reflux Disease", "Hypertension", "Non-ST-Elevation Myocardial Infarction", "Relapsing-Remitting Multiple Sclerosis", "Unstable Angin", "Low-risk Pulmonary Embolism", "Gastric Ulcers", "Chronic Obstructive Pulmonary Disease", "Bacterial Pneumonia", "ST-Elevation Myocardial Infarction", "Hemorrhagic Stroke", "Acute Gastritis", "Ischemic Stroke", "Submassive Pulmonary Embolism", "Pituitary Macroadenoma", "Secondary Adrenal Insufficiency", "Alzheimer", "Type B Aortic Dissection", "Duodenal Ulcers", "Chronic Atrophic Gastritis", "Paroxysmal Atrial Fibrillation", "Primary Adrenal Insufficiency", "Upper Gastrointestinal Bleeding", "Type I Diabetes", "Type II Diabetes", "Chronic Non-atrophic Gastritis", "Type A Aortic Dissection", "Non-epileptic Seizure", "Tuberculosis", "Viral Pneumonia", "Severe Asthma Exacerbation", "Hyperthyroidism", "Dilated Cardiomyopathy", "Congenital Adrenal Hyperplasia", "Epilepsy", "Non-Allergic Asthma", "Migraine With Aura", "Secondary Progressive Multiple Sclerosis", "Hypothyroidism", "Massive Pulmonary Embolism", "Hyperlipidemia", "Restrictive Cardiomyopathy", "Asthma", "COPD Asthma", "Hypertrophic Cardiomyopathy", "Persistent Atrial Fibrillation", "Thyroid Nodules", "Primary Progressive Multiple Sclerosis", "Allergic Asthma", "Cough-Variant Asthma", "Arrhythmogenic Right Ventricular Cardiomyopathy", "Migraine Without Aura", "Thyroiditis", "Pituitary Microadenoma"].

**Input:** [Clinical note of a patient]

**Output:** [Diagnosis: [valid disease name]]

## 5.5 ADE

The ADE dataset<sup>7</sup> was constructed from 3,000 English clinical case reports focused on adverse drug effects. Through multi-round systematic annotation, the dataset captures mentions of drugs, adverse effects, dosages, and the relationships among them. All entities and relations were annotated with rigorous quality control to ensure the dataset's reliability for medication information extraction research. This dataset supports three distinct tasks.

- **Language:** English
- **Clinical Stage:** Treatment and Intervention
- **Sourced Clinical Document Type:** Case Report
- **Clinical Specialty:** Pharmacology
- **Application Method:** [Link of ADE Dataset](#)

### 5.5.1 Task: ADE-Identification

This task is to determine whether a sentence contains information about ADEs.

**Task type:** Text Classification

**Instruction:** Given the clinical text, determine whether the text mentions adverse drug effects.

Return your answer in the following format. DO NOT GIVE ANY EXPLANATION:

adverse drug effect: label

The optional list for "label" is ["Yes", "No"].

**Input:** [A snippet from a case report]

**Output:** adverse drug effect: [Yes / No]

### 5.5.2 Task: ADE-Extraction

This task is to extract all potential drugs and their associated adverse effects mentioned in the sentence.

**Task type:** Event Extraction

**Instruction:** Given the clinical text, identify all the drugs and their corresponding adverse effect mentioned in the text.

Return your answer in the following format. DO NOT GIVE ANY EXPLANATION:

drug: ..., adverse effect: ...;

...

drug: ..., adverse effect: ...;

**Input:** [A snippet from a case report. ]

**Output:** drug: [drug name], adverse effect: [text of ADE information];

### 5.5.3 Task: ADE-Drug dosage

This task is to extract all potential drugs and their associated adverse effects mentioned in the sentence.

**Task type:** Event Extraction

**Instruction:** Given the clinical text, identify all the drugs and their corresponding dosage information mentioned in the text.

Return your answer in the following format. DO NOT GIVE ANY EXPLANATION:

drug: ..., dosage: ...;

...

drug: ..., dosage: ...;

**Input:** [A snippet from a case report]

**Output:** drug: [drug name], dosage: [text of dosage information];

## 5.6 BARR2

The BARR2 (Biomedical Abbreviation Recognition and Resolution 2nd Edition) dataset<sup>8</sup> is a Spanish dataset designed for biomedical abbreviation recognition and resolution. It includes 24.5 million tokens of Spanish clinical case study sections compiled from various clinical disciplines, and forms part of a larger 1.1 billion-token biomedical corpus created by the Barcelona Supercomputing Center (BSC). The dataset contains clinical case reports extracted from Spanish medical literature, annotated and structured for biomedical language model training and evaluation. The annotations in derived tasks like PharmaCoNER and CANTEMIST were conducted using curated guidelines for biomedical and oncological entities.

- **Language:** Spanish
- **Clinical Stage:** Research
- **Sourced Clinical Document Type:** Case Report
- **Clinical Specialty:** General
- **Application Method:** [Link of BARR2 Dataset](#)

### 5.6.1 Task: BARR2

This task is to extract the clinical abbreviations from the text and resolve each of them with their definitions.

**Task type:** Event Extraction

**Instruction:** Given the clinical text of a patient in Spanish, extract the clinical abbreviations from the text

and resolve each of them with their definitions. Return your answer in the following format. **DO NOT GIVE ANY EXPLANATION:**

abbreviation: ..., definition: ...;

...

abbreviation: ..., definition: ...;

**Input:** [A snippet from a case report]

**Output:** abbreviation: [clinical abbreviation], definition: [resolved clinical abbreviation];

## 5.7 BrainMRI-AIS

BrainMRI-AIS<sup>9</sup> dataset comprises 3,024 brain MRI radiology reports, focusing on the identification of acute ischemic stroke (AIS). It consists of free-text radiology reports collected between January 2015 and December 2016 from Hallym University Sacred Heart Hospital in Korea. Reports were manually annotated with AIS or non-AIS labels by medical experts to ensure high-quality labeling.

- **Language:** English
- **Clinical Stage:** Diagnosis and Prognosis
- **Sourced Clinical Document Type:** Radiology Report
- **Clinical Specialty:** Neurology, Radiology
- **Application Method:** [Link of BrainMRI-AIS Dataset](#)

### 5.7.1 Task: BrainMRI-AIS

This task is to determine if the patient has an acute ischemic stroke.

**Task type:** Text Classification

**Instruction:** Given a brain Magnetic Resonance Imaging (MRI) radiology report, determine whether the patient has acute ischemic stroke (AIS).

Return your answer in the following format. **DO NOT GIVE ANY EXPLANATION:**

AIS: label

The optional list for "label" is ["Yes", "No"].

**Input:** [A brain magnetic resonance imaging (MRI) radiology report of a patient]

**Output:** AIS: [Yes / No]

## 5.8 Brateca

Brateca<sup>10</sup> is a Portuguese-language dataset consisting of over 70,000 admissions and 2.5 million clinical notes and structured documents including health records, prescription data, and exam results. The dataset was collected from 10 hospitals across two Brazilian states. Documents were annotated and deidentified with BiLSTM-CRF models and manually reviewed by clinical researchers, following HIPAA guidelines.

- **Language:** Portuguese (Brazilian)
- **Clinical Stage:** Diagnosis and Prognosis
- **Sourced Clinical Document Type:** General EHR Note
- **Clinical Specialty:** General
- **Application Method:** [Link of Brateca Dataset](#)

### 5.8.1 Task: Brateca-Hospitalization

This task is to predict whether the patient will require more than seven days of hospitalization.

**Task type:** Text Classification

**Instruction:** Given a patient's basic information and clinical notes in Portuguese, predict whether the patient will require more than seven days of hospitalization.

Return your answer in the following format. DO NOT GIVE ANY EXPLANATION:

Hospitalization > 7 days: label

The optional list for "label" is ["Yes", "No"].

**Input:** [Clinical notes of a patient]

**Output:** Hospitalization > 7 days: [Yes / No]

### 5.8.2 Task: Brateca-Mortality

This task is to predict whether the clinical outcome for the patient is survival or death.

**Task type:** Text Classification

**Instruction:** Given a patient's basic information and clinical notes in Portuguese, predict whether the clinical outcome for this patient is survival or death.

Return your answer in the following format. DO NOT GIVE ANY EXPLANATION:

Survival: status

The optional list for "status" is ["Yes", "No"].

**Input:** [Clinical notes of a patient]

**Output:** Survival: [Yes / No]

## 5.9 Cantemist

The Cantemist corpus<sup>11</sup> comprises 3,000 clinical cases centered on cancer-related data in Spanish. This corpus was curated by human clinical coding experts, who manually annotated tumor morphology entities and mapped them to the Spanish version of the International Classification of Diseases for Oncology (ICD-O). The annotation process was conducted using the BRAT annotation tool, adhering to well-defined annotation guidelines established by the Spanish Ministry of Health.

- **Language:** Spanish
- **Clinical Stage:** Discharge and Administration
- **Sourced Clinical Document Type:** Case Report
- **Clinical Specialty:** Oncology
- **Application Method:** [Link of Cantemist Dataset](#)

### 5.9.1 Task: Cantemist-Coding

This task is to generate a ranked list of all morphology codes for tumor morphologies mentioned in the text according to CIE-O (Clasificación Internacional de Enfermedades para Oncología), the Spanish adaptation of the International Classification of Diseases for Oncology (ICD-O).

**Task type:** Normalization and Coding

**Instruction:** Given the clinical document in Spanish, identify the entities of tumor morphology and determine the corresponding morphology codes. Specifically, the entities of tumor morphology can be linked to an morphology codes from CIE-O (Clasificación Internacional de Enfermedades para Oncología, i.e., the Spanish equivalent of ICD-O, version 3.1).

- "Tumor morphology": Una neoplasia es un crecimiento o formación de tejido nuevo, anormal, especialmente de carácter tumoral, benigno o maligno. La clasificación de las neoplasias según su morfología o

características histológicas hace referencia a la forma y estructura de las células tumorales que se estudian para clasificar las neoplasias según su tejido de origen. El tejido de origen y el tipo de células que componen una morfología determinan a menudo la tasa de crecimiento esperada, la gravedad de la enfermedad y el tipo de tratamiento recomendado.

- "Morphology code": The morphology code is a code from CIE-O that represents the morphology of the tumor. This code is used to classify the tumor morphology in a standardized way. A code consists of a four-digit morphology code indicating the tumor's histological type, followed by a slash and a single digit indicating the tumor's behavior.

Assuming the number of normalized morphology codes is  $N$ , return the  $N$  normalized codes in the output. Return your answer in the following format. DO NOT GIVE ANY EXPLANATION:

Morphology code: code 1, code 2, ..., code  $N$

The optional list for "code" is the normalized code from CIE-O.

**Input:** [Clinical case of cancer patient in Spanish]

**Output:** Morphology code: [N normalized codes]

### 5.9.2 Task: Cantemis-NER

This task is to extract all entities of tumor morphology mentioned in the text.

**Task type:** Named Entity Recognition

**Instruction:** Given the clinical text related to cancer in Spanish, extract all entities about tumor morphology mentioned in the text.

- "Tumor morphology": Una neoplasia es un crecimiento o formación de tejido nuevo, anormal, especialmente de carácter tumoral, benigno o maligno. La clasificación de las neoplasias según su morfología o características histológicas hace referencia a la forma y estructura de las células tumorales que se estudian para clasificar las neoplasias según su tejido de origen. El tejido de origen y el tipo de células que componen una morfología determinan a menudo la tasa de crecimiento esperada, la gravedad de la enfermedad y el tipo de tratamiento recomendado.

Return your answer in the following format. DO NOT GIVE ANY EXPLANATION:

entity: ..., type: tumor morphology;

...

entity: ..., type: tumor morphology;

**Input:** [Clinical case of cancer patient in Spanish]

**Output:** entity: [tumor morphology mention], type: tumor morphology;

### 5.9.3 Task: Cantemis-Norm

This task is to extract all entities about tumor morphology mentioned in the text and identify their corresponding morphology codes according to CIE-O (Clasificación Internacional de Enfermedades para Oncología), the Spanish adaptation of the International Classification of Diseases for Oncology (ICD-O).

**Task type:** Normalization and Coding

**Instruction:** Given the clinical text related to cancer in Spanish, extract all entities about tumor morphology and identify their corresponding morphology codes. Specifically, every entity of tumor morphology is linked to an morphology codes from CIE-O (Clasificación Internacional de Enfermedades para Oncología, i.e., the Spanish equivalent of ICD-O, version 3.1).

- "Tumor morphology": Una neoplasia es un crecimiento o formación de tejido nuevo, anormal, especialmente de carácter tumoral, benigno o maligno. La clasificación de las neoplasias según su morfología o

características histológicas hace referencia a la forma y estructura de las células tumorales que se estudian para clasificar las neoplasias según su tejido de origen. El tejido de origen y el tipo de células que componen una morfología determinan a menudo la tasa de crecimiento esperada, la gravedad de la enfermedad y el tipo de tratamiento recomendado.

- "Morphology code": The morphology code is a code from CIE-O that represents the morphology of the tumor. This code is used to classify the tumor morphology in a standardized way. A code consists of a four-digit morphology code indicating the tumor's histological type, followed by a slash and a single digit indicating the tumor's behavior. Return your answer in the following format. **DO NOT GIVE ANY EXPLANATION:**

entity: ..., code: ...;

...

entity: ..., code: ...;

The optional list for "code" is the normalized code from CIE-O.

**Input:** [Clinical case of cancer patient in Spanish]

**Output:** entity: [tumor morphology mention], code: [CIE-O code];

## 5.10 CARES

The CARES<sup>12</sup> is a Spanish-language dataset including 3,219 anonymized radiological reports and 6,907 sub-code annotations. It was designed for the ICD-10 classification of free-text radiological reports. Each report was labeled with one or more ICD-10 sub-codes from a total of 223 unique sub-codes, which correspond to 156 distinct ICD-10 codes and 16 different chapters of the ontology. Annotations were carried out by a team of four expert radiologists with over 10 years of experience, following the official ICD-10 coding standards.

- **Language:** Spanish
- **Clinical Stage:** Discharge and Administration
- **Sourced Clinical Document Type:** Radiology Report
- **Clinical Specialty:** Radiology
- **Application Method:** [Link of CARES Dataset](#)

### 5.10.1 Task: CARES-Area

This task is to determine which anatomical area of the body that a radiographic report refers to.

**Task type:** Text Classification

**Instruction:** Given a radiology report in Spanish, determine which anatomical area of the body the report refers to.

Return your answer in the following format. **DO NOT GIVE ANY EXPLANATION:**

anatomical area: label

The optional list for "label" is ['Columna', 'Neuro', 'Musculoskeletal', 'Body'].

**Input:** [A radiology report in Spanish]

**Output:** anatomical area: [Columna / Neuro / Musculoskeletal / Body]

### 5.10.2 Task: CARES ICD10 Block

This task is to identify the appropriate block code of ICD-10 that corresponds to the condition mentioned in the radiology report.

**Task type:** Normalization and Coding

**Instruction:** Given a radiology report in Spanish, determine the appropriate ICD-10 block codes corresponding to the conditions mentioned in the report. Specifically, the block code is the second level of the ICD-10 classification and represents a group of related diseases. Each block code is identified by a code containing a character and two digits, which indicates its chapter and detailed block.

This report may contain multiple conditions and is related to multiple block codes. Assuming the number of appropriate block codes is N, return the codes for the N appropriate blocks in the output. Notably, the required block code is a combination of the chapter and the block, such as "I00", "I01", rather than the coarse range of the block, such as "I00-I99".

Return your answer in the following format. DO NOT GIVE ANY EXPLANATION:

ICD-10 block: code 1, code 2, ..., code N

**Input:** [A radiology report in Spanish]

**Output:** [ICD-10 block: code 1, code 2, ..., code N (each code is from ICDO-10 block code)]

### 5.10.3 Task: CARES-ICD10 Chapter

This task is to identify the appropriate chapters of ICD-10 that corresponds to the condition mentioned in the radiology report.

**Task type:** Normalization and Coding

**Instruction:** Given a radiology report in Spanish, determine the appropriate chapters of ICD-10 corresponding to the conditions mentioned in the report. Specifically, the chapter is the highest level of the ICD-10 classification and each chapter represents a group of related diseases. Each chapter is identified by a Roman numeral from I to XXII, including the following chapters:

- "I": Certain infectious and parasitic diseases (A00–B99)
- "II": Neoplasms (C00–D49)
- "III": Diseases of the blood and blood-forming organs and certain disorders involving the immune mechanism (D50–D89)
- "IV": Endocrine, nutritional, and metabolic diseases (E00–E89)
- "V": Mental, Behavioral and Neurodevelopmental disorders (F01–F99)
- "VI": Diseases of the nervous system (G00–G99)
- "VII": Diseases of the eye and adnexa (H00–H59)
- "VIII": Diseases of the ear and mastoid process (H60–H95)
- "IX": Diseases of the circulatory system (I00–I99)
- "X": Diseases of the respiratory system (J00–J99)
- "XI": Diseases of the digestive system (K00–K95)
- "XII": Diseases of the skin and subcutaneous tissue (L00–L99)
- "XIII": Diseases of the musculoskeletal system and connective tissue (M00–M99)
- "XIV": Diseases of the genitourinary system (N00–N99)
- "XV": Pregnancy, childbirth, and the puerperium (O00–O9A)
- "XVI": Certain conditions originating in the perinatal period (P00–P96)
- "XVII": Congenital malformations, deformations, and chromosomal abnormalities (Q00–Q99)
- "XVIII": Symptoms, signs, and abnormal clinical and laboratory findings, not elsewhere classified (R00–R99)
- "XIX": Injury, poisoning, and certain other consequences of external causes (S00–T88)
- "XX": External causes of morbidity (V00–Y99)
- "XXI": Factors influencing health status and contact with health services (Z00–Z99)
- "XXII": Codes for special purposes (U00–U85)

This report may contain multiple conditions and is related to multiple chapters. Assuming the number of

appropriate chapters is  $N$ , return the codes of  $N$  appropriate chapters in the output.

Return your answer in the following format. DO NOT GIVE ANY EXPLANATION:

ICD-10 chapter: code 1, code 2, ..., code  $N$

The optional list for "code" is ["I", "II", "III", "IV", "V", "VI", "VII", "VIII", "IX", "X", "XI", "XII", "XIII", "XIV", "XV", "XVI", "XVII", "XVIII", "XIX", "XX", "XXI", "XXII"].

**Input:** [A radiology report in Spanish]

**Output:** ICD-10 chapter: chapter 1, chapter 2, ..., chapter  $N$  (with each code is from ICDO-10 sub block code)

#### 5.10.4 Task: CARES-ICD10 Subblock

This task is to identify the appropriate subblock code of ICD-10 that corresponds to the condition mentioned in the radiology report.

**Task type:** Normalization and Coding

**Instruction:** Given a radiology report in Spanish, determine the appropriate ICD-10 sub-block codes corresponding to the conditions mentioned in the report. Specifically, the sub-block code is the third level of the ICD-10 classification and represents several related diseases. Each sub-block code is identified by a code containing a character, two digits, and a decimal, which indicates its chapter, block, and detailed sub-block. This report may contain multiple conditions and is related to multiple sub-block codes. Assuming the number of appropriate sub-blocks is  $N$ , return the codes for  $N$  appropriate sub-blocks in the output. Notably, the required sub-block code is a combination of the chapter, the block, and the sub-block, such as "I00.0", "I01.0", rather than the coarse range of the sub-block, such as "I00.0-I99.9".

Return your answer in the following format. DO NOT GIVE ANY EXPLANATION:

ICD-10 sub-block: code 1, code 2, ..., code  $N$ .

**Input:** [A radiology report in Spanish]

**Output:** ICD-10 sub-block: code 1, code 2, ..., code  $N$ . (with each code is from ICDO-10 chapter code)

### 5.11 CHIP-CDEE

The CHIP-CDEE (CHIP- Clinical Discovery Event Extraction dataset) dataset<sup>13</sup> consists of 1,971 clinical text sourced from disease history and imaging reports in Chinese EHRs. It focuses on the extraction of clinical findings, referring broadly to patient-reported symptoms and examination-derived abnormalities, including signs and manifestations. The dataset requires identifying four attributes for each clinical finding: the subject term, descriptive term, anatomical location, and occurrence status. It was one of the shared tasks in the CHIP-2021 challenge and is included in the CBLUE benchmark<sup>14</sup>. We adapted the CBLUE version for downstream task construction.

- **Language:** Chinese
- **Clinical Stage:** Initial Assessment
- **Sourced Clinical Document Type:** General EHR Note
- **Clinical Specialty:** General
- **Application Method:** [Link of CHIP-CDEE Dataset](#)

#### 5.11.1 Task: CHIP-CDEE

This task is to extract clinical findings and their associated attributes: description, location, and status.

### **Task type:** Event Extraction

**Instruction:** Given the clinical text from electronic healthcare records in Chinese, extract all the clinical findings and their attributes. 具体而言，给定一段现病史或者医学影像所见报告，要求从中抽取临床发现事件的四个属性：解剖部位、主体词、描述词，以及发生状态：

1. 主体词(subject): 指患者的电子病历中的疾病名称或者由疾病引发的症状，也包括患者的一般情况如饮食，二便，睡眠等。主体词尽可能完整并是专有名词，比如“麻木，疼痛，发烧，囊肿”等；专有名词，如“头晕”，晕只能发生在头部，“胸闷”，闷只能发生在胸部，所以不进行拆分，保留完整的专有名词。涉及泛化的症状不做标注，如“无其他不适”，句子中的“不适”不需要标注，只针对具体的进行标注。注意：有较小比例的主体词会映射到ICD标准术语，所使用的ICD的版本为“国际疾病分类 ICD-10北京临床版v601.xlsx”

2. 描述词(description): 对主体词的发生时序特征、轻重程度、形态颜色等多个维度的刻画，也包括疾病的起病缓急、突发

3. 解剖部位(location): 指主体词发生在患者的身体部位，也包括组织，细胞，系统等，也包括部位的方向和数量

4. 发生状态(status): “肯定”，“否定”或“不确定”，表示该主体词在患者的电子病历中的存在状态

Return your answer in the following format. DO NOT GIVE ANY EXPLANATION:

subject: ..., description: [..., ...], location: [..., ...], status: ...;

...

subject: ..., description: [..., ...], location: [..., ...], status: ...;

The optional list for "status" is ["肯定", "否定", "不确定"]; If there is not a description or location, they should be "[ ]"; if there are multiple descriptions or locations, they should be separated by commas in the list, like [..., ...].

**Input:** [Clinical text from EHRs]

**Output:** subject: [subject terms], description: [descriptive words], location: [location mention], status: [肯定/否定/不确定];

## 5.12 C-EMRS

C-EMRs<sup>15</sup> is a collection of 18,590 Chinese electronic medical records, designed for automated clinical diagnosis. It was collected from Huangshi Central Hospital, consisting of a variety of medical cases such as hypertension, diabetes, COPD, etc. across departments. Records in the dataset include fields such as chief complaint, physical examination, and labels such as diseases. Annotations were obtained through expert diagnosis and manually aligned for classification tasks.

- **Language:** Chinese

- **Clinical Stage:** Diagnosis and Prognosis

- **Sourced Clinical Document Type:** General EHR Note

- **Clinical Specialty:** Radiology, Endocrinology, Pulmonology, Cardiology, Gastroenterology

- **Application Method:** [Link of C-EMRS Dataset](#)

### 5.12.1 Task: C-EMRS

This task is to diagnose the disease this patient has.

### **Task type:** Text Classification

**Instruction:** Given a clinical electronic health record in Chinese, diagnose the disease this patient has.

Return your answer in the following format. DO NOT GIVE ANY EXPLANATION:

diagnosis: disease

The optional list for "disease" is ["胃息肉", "泌尿道感染", "慢性阻塞性肺病", "痛风", "胃溃疡", "高血压", "哮喘", "胃炎", "心律失常", "糖尿病"].

**Input:** *[Clinical electronic health record in Chinese]*

**Output:** *diagnosis: [胃息肉 / 泌尿道感染 / 慢性阻塞性肺病 / 痛风 / 胃溃疡 / 高血压 / 哮喘 / 胃炎 / 心律失常 / 糖尿病];*

### 5.13 CLEF eHealth 2020 - CodiEsp

The CodiEsp dataset<sup>16</sup> is a Spanish dataset designed for automatic clinical coding, particularly the assignment of ICD-10-CM (diagnoses) and ICD-10-PCS (procedures) codes to medical documents. It includes 1,000 manually annotated clinical case reports comprising over 18435 annotations and 3427 unique ICD-10 codes, curated by professional clinical coders from the Barcelona Supercomputing Center. These documents span diverse medical specialties and contain both diagnostic and procedural information. The dataset consists of plain text clinical narratives, with annotations including ICD-10 codes and the corresponding textual evidence justifying each code. Annotations were conducted in accordance with the 2018 Spanish ICD-10 coding manuals, using an iterative validation process to ensure annotation quality.

- **Language:** Spanish
- **Clinical Stage:** Discharge and Administration
- **Sourced Clinical Document Type:** Case Report
- **Clinical Specialty:** General
- **Application Method:** [Link of CLEF eHealth 2020 - CodiEsp Dataset](#)

#### 5.13.1 Task: CodiEsp-ICD-10-CM

This task is to extract clinical diagnosis from the clinical records and convert each of them into ICD-10-CM codes.

**Task type:** *Normalization and Coding*

**Instruction:** *Given the clinical text of a patient in Spanish, extract the clinical diagnosis from the clinical records and convert each of them into ICD-10-CM codes.*

*Return your answer in the following format. DO NOT GIVE ANY EXPLANATION:*

*diagnosis: ..., ICD-10-CM: ...;*

*...*

*diagnosis: ..., ICD-10-CM: ...;*

**Input:** *[Clinical text of a patient]*

**Output:** *diagnosis: [clinical diagnosis], ICD-10-CM: [ICD-10-CM code];*

#### 5.13.2 Task: CodiEsp-ICD-10-PCS

This task is to extract clinical procedures from the clinical records and convert each of them into ICD-10-PCS codes.

**Task type:** *Normalization and Coding*

**Instruction:** *Given the clinical text of a patient in Spanish, extract clinical procedures from the clinical records and convert each of them into ICD-10-PCS codes.*

*Return your answer in the following format. DO NOT GIVE ANY EXPLANATION:*

*procedure: ..., ICD-10-PCS: ...;*

*...*

*procedure: ..., ICD-10-PCS: ...;*

**Input:** *[Clinical text of a patient]*

**Output:** *procedure: [clinical procedure], ICD-10-PCS: [ICD-10-PCS code];*

## 5.14 ClinicalNotes-UPMC

ClinicalNotes-UPMC<sup>17</sup> is a dataset comprising 2376 clinical phrases and sentences, collected from the University of Pittsburgh Medical Center. It was extracted from 120 reports of 6 types (emergency department, discharge summaries, surgical pathology, radiology, operative notes, echocardiograms). Each sentence was labeled by physicians, indicating whether the context is negated or affirmed.

- **Language:** English
- **Clinical Stage:** Research
- **Sourced Clinical Document Type:** General EHR Note
- **Clinical Specialty:** General
- **Application Method:** [Link of ClinicalNotes-UPMC Dataset](#)

### 5.14.1 Task: ClinicalNotes-UPMC

This task is to determine whether the provided concept is Affirmed or Negated.

**Task type:** Text Classification

**Instruction:** Given a sentence from clinical notes, determine whether the provided concept is Affirmed or Negated. Specifically, if the concept is mentioned in the sentence and it is negated, then the label is "No". If the concept is mentioned in the sentence and it is affirmed, then the label is "Yes".

Return your answer in the following format. DO NOT GIVE ANY EXPLANATION:

affirmed: label

The optional list for "label" is ["Yes", "No"].

**Input:** [Sentence in clinical notes]

**Output:** affirmed: [Yes / No]

## 5.15 Mexican Clinical Records

The Mexican Clinical Records dataset<sup>18</sup> is a Spanish dataset designed for automatic classification of pneumonia and pulmonary thromboembolism (PTE). It includes 173 clinical records compiled from the Mexican Social Security Institute (IMSS). The dataset contains electronic health records, including structured data (e.g., laboratory studies, vital signs) and unstructured data (e.g., clinical notes and discharge summaries), covering diagnostic challenges in respiratory conditions. Annotations were based on ICD-10 classifications, and data preprocessing included regular expression extraction and relational database modeling.

- **Language:** Spanish
- **Clinical Stage:** Diagnosis and Prognosis
- **Sourced Clinical Document Type:** General EHR Note
- **Clinical Specialty:** Pulmonology
- **Application Method:** [Link of Mexican Clinical Records Dataset](#)

### 5.15.1 Task: PPTS

This task is to determine if the patient has pneumonia or pulmonary thromboembolism.

**Task type:** Text Classification

**Instruction:** Given the clinical text of a patient in Spanish, label the patient into one of the following:

- "pneumonia": The patient has pneumonia.
- "thromboembolism": The patient has pulmonary thromboembolism.
- "control": The patient has neither pneumonia nor pulmonary thromboembolism.

*Return your answer in the following format. DO NOT GIVE ANY EXPLANATION:*

*answer: label*

*The optional list for "label" is ["pneumonia", "thromboembolism", "control"].*

**Input:** *[Clinical text of a patient]*

**Output:** *answer: [pneumonia / thromboembolism / control]*

## 5.16 CLINpt

The CLINpt dataset<sup>19</sup> is a Portuguese dataset designed for named entity recognition in clinical text. The dataset is collected from the Sinapse journal and the Neurology service of the Coimbra University Hospital Centre. The dataset contains clinical narratives such as admission notes, diagnostic test reports, and discharge letters, focusing on neurology. Annotations were performed manually using the IOB format and revised by biomedical and data science experts, adhering to guidelines developed with physicians and linguists.

- **Language:** Portuguese
- **Clinical Stage:** Treatment and Intervention
- **Sourced Clinical Document Type:** Case Report, Admission Note, Discharge Summary
- **Clinical Specialty:** Neurology
- **Application Method:** [Link of CLINpt Dataset](#)

### 5.16.1 Task: CLINpt-NER

This task is to extract the following types of entities from the clinical records: "Characterization", "Test", "Evolution", "Genetics", "Anatomical Site", "Negation", "Additional Observations", "Condition", "Results", "DateTime", "Therapeutics", "Value", "Route of Administration".

**Task type:** *Named Entity Recognition*

**Instruction:** *Given the clinical text of a patient in Portuguese, extract the following types of entities from the clinical text: "characterization", "test", "evolution", "genetics", "anatomical Site", "negation", "additional observations", "condition", "results", "dateTime", "therapeutics", "value", "route of administration".*

*Return your answer in the following format. DO NOT GIVE ANY EXPLANATION:*

*entity: ..., type: ...;*

*...*

*entity: ..., type: ...;*

*The optional list for "type" is ["characterization", "test", "evolution", "genetics", "anatomical Site", "negation", "additional observations", "condition", "results", "dateTime", "therapeutics", "value", "route of administration"].*

**Input:** *[Clinical text of a patient]*

**Output:** *entity: [clinical entity], type: [characterization / test / evolution / genetics / anatomical Site / negation / additional observations / condition / results / dateTime / therapeutics / value / route of administration];*

## 5.17 CLIP

CLIP<sup>20</sup> is an English dataset focused on extracting actionable clinical items from hospital discharge summaries. It comprises 718 discharge notes with more than 107,000 sentences, collected from the popular clinical dataset MIMIC-III. The notes were annotated with seven types of follow-up action items such as label tests, procedures, etc. Annotations were performed by five medical professionals with custom-built annotation tools.

- **Language:** English
- **Clinical Stage:** Discharge and Administration

- **Sourced Clinical Document Type:** Discharge Summary
- **Clinical Specialty:** Critical Care
- **Application Method:** [Link of CLIP Dataset](#)

### 5.17.1 Task: CLIP

This task is to identify the clinical action items for physicians from hospital discharge notes.

**Task type:** Text Classification

**Instruction:** Given the discharge summary of a patient, identify the clinical action items for physicians from hospital discharge notes. Specifically, the clinical action items include the following types:

- "Patient Instructions": Post-discharge instructions that are directed to the patient, so the PCP (primary care provider) can ensure the patient understands and performs them, such as: 'No driving until post-op visit and you are no longer taking pain medications.'
- "Appointment": Appointments to be made by the PCPs, or monitored to ensure the patient attends them, such as: 'The patient requires a neurology consult at XYZ for evaluation.'
- "Medications": Medications that the PCP either needs to ensure that the patient is taking correctly (e.g., time-limited medications) or new medications that may need dose adjustment, such as: 'The patient was instructed to hold ASA and refrain from NSAIDs for 2 weeks.'
- "Lab": Laboratory tests that either have results pending or need to be ordered by the PCP, such as: 'We ask that the patients' family physician repeat these tests in 2 weeks to ensure resolution.'
- "Procedure": Procedures that the PCP needs to either order, ensure another caregiver orders, or ensure the patient undergoes, such as: 'Please follow-up for EGD with GI.'
- "Imaging": Imaging studies that either have results pending or need to be ordered by the PCP, such as: 'Superior segment of the left lower lobe: rounded density which could have been related to infection, but follow-up for resolution recommended to exclude possible malignancy.'
- "Other": Other actionable information that is important to relay to the PCP but does not fall under existing aspects (e.g., the need to closely observe the patient's diet, or fax results to another provider), such as: 'Since the patient has been struggling to gain weight this past year, we will monitor his nutritional status and trend weights closely.'

Assuming the number of action items is  $N$ , return the  $N$  recognized action items in the output.

Return your answer in the following format. DO NOT GIVE ANY EXPLANATION:

action items: item 1, item 2, ..., item  $N$

The optional list for "item" is ["Patient Instructions", "Appointment", "Medications", "Lab", "Procedure", "Imaging", "Other"].

**Input:** [Discharge summary of a patient]

**Output:** action items: one or more of the above labels

### 5.18 cMedQA

The cMedQA datasets contain two versions called cMedQA v1.0<sup>21</sup> and cMedQA v2.0<sup>22</sup>. cMedQA v1.0 is a Chinese-language dataset comprising medical question answer (QA) from an online Chinese healthcare forum (<http://www.xywy.com>). In the corpus of the dataset, questions contain symptoms, diagnosis, treatment, drug usage, etc., and corresponding answers are written by certified doctors. This dataset consists of 54,000 questions and over 101,000 answers. cMedQA v2.0 is an expanded and refined version of cMedQA v1.0. The cMedQA v2.0 dataset contains double the amount of data compared to v1.0 and refined the data processing steps such as standardization and noise reduction.

- **Language:** Chinese
- **Clinical Stage:** Triage and Referral

- **Sourced Clinical Document Type:** Consultation Record
- **Clinical Specialty:** General
- **Application Method:** [Link of cMedQA Dataset1](#), [Link of cMedQA Dataset2](#)

### 5.18.1 Task: cMedQA

This task is to generate answers from a doctor's perspective in Chinese for a medical consultation.

**Task type:** Question Answering

**Instruction:** Given the medical consultation in Chinese, generate the answer from a doctor's perspective in Chinese.

Return your answer in the following format. DO NOT GIVE ANY EXPLANATION:

**Input:** [Medical consultation]

**Output:** [responses for the medical consultation]

## 5.19 DialMed

DialMed<sup>23</sup> is a collection of 11,996 annotated medical dialogues in Chinese language, designed for medication recommendation in telemedicine consultations. Records in this dataset are collected from the Chunyu-Doctor platform and consist of high-quality interactions between doctors and patients. This dataset covers 16 common diseases from three departments and 70 standardized medications. The annotations of the dataset were performed by three annotators with relevant medical backgrounds and under the guidance of a doctor, and the consistency was checked with Cohen's kappa coefficient.

- **Language:** Chinese
- **Clinical Stage:** Treatment and Intervention
- **Sourced Clinical Document Type:** Consultation Record
- **Clinical Specialty:** Pulmonology, Gastroenterology, Dermatology, Pharmacology
- **Application Method:** [Link of DialMed Dataset](#)

### 5.19.1 Task: DialMed

This task is to recommended medications for a medical consultation record in Chinese.

**Task type:** Text Classification

**Instruction:** Given the medical consultation record in Chinese, where the recommended medications from the doctor are masked as "[MASK]", predict those recommended medications. Note that the number of medications is equal to the number of "[MASK]", assumed to be N.

Return your answer in the following format. DO NOT GIVE ANY EXPLANATION:

medication: label 1, label 2, ..., label N

The optional list for "label" is: ["酮康唑", "板蓝根", "右美沙芬", "莫沙必利", "风寒感冒颗粒", "双黄连口服液", "蒲地蓝消炎口服液", "水飞蓟素", "米诺环素", "氯雷他定", "布地奈德", "苏黄止咳胶囊", "胶体果胶铋", "哈西奈德", "谷胱甘肽", "二硫化硒", "泰诺", "硫磺皂", "对乙酰氨基酚", "奥司他韦", "甘草酸苷", "红霉素", "西替利嗪", "克拉霉素", "氢化可的松", "复方甲氧那明胶囊", "三九胃泰", "替诺福韦", "健胃消食片", "炉甘石洗剂", "蒙脱石", "曲美布汀", "阿奇霉素", "扶正化瘀胶囊", "依巴斯汀", "感冒灵", "他克莫司", "氨溴索", "康复新液", "多烯磷脂酰胆碱", "恩替卡韦", "桉柠蒎肠溶软胶囊", "曲安奈德", "甘草片", "左氧氟沙星", "奥美拉唑", "铝镁化合物", "复方消化酶", "头孢类", "甲氧氯普胺", "地塞米松", "美沙拉秦", "双环醇", "肠炎宁", "抗病毒颗粒", "阿莫西林", "川贝枇杷露", "谷氨酰胺", "山莨菪碱", "阿达帕林", "孟鲁司特", "糠酸莫米松", "快克", "布洛芬", "益生菌", "通窍鼻炎"]

颗粒", "阿昔洛韦", "生理氯化钠溶液", "莲花清瘟胶囊", "黄连素"].

**Input:** *[Medical consultation record]*

**Output:** *medication: [one or more of the above labels];*

## 5.20 DiSMed

The DiSMed dataset<sup>24</sup> is a Spanish dataset designed for named entity recognition applied to the de-identification of medical texts. It includes 692 manually annotated radiology reports, compiled from the Medical Imaging Databank of the Valencian Region (BIMCV). The dataset contains brain imaging radiology reports, covering a range of patient-related data that may include identifying information. Annotations were performed manually by three annotators, using a set of six named entity categories derived from the HIPAA-defined Protected Health Information (PHI) and additional relevant entities.

- **Language:** Spanish
- **Clinical Stage:** Research
- **Sourced Clinical Document Type:** Radiology Report
- **Clinical Specialty:** Radiology
- **Application Method:** [Link of DiSMed Dataset](#)

### 5.20.1 Task: DiSMed-NER

This task is to extract the following types of entities from the clinical records: "NAME", "DIR", "LOC", "NUM", "FECHA", "INST".

**Task type:** *Named Entity Recognition*

**Instruction:** *Given the clinical text of a patient in Spanish, extract the following types of entities from the clinical text:*

- "NAME": *Names and surnames (patient and others)*
- "DIR": *Full addresses, including streets, numbers and zip codes.*
- "LOC": *Cities, inside and outside addresses.*
- "NUM": *Numbers or alphanumeric strings that might identify someone, including digital signatures, patient numbers, medical numbers, medical license numbers, and others.*
- "FECHA": *Dates.*
- "INST": *Hospitals, healthcare centers, or other institutions that might point to someone's location.*

*Return your answer in the following format. DO NOT GIVE ANY EXPLANATION:*

*entity: ..., type: ...;*

*...*

*entity: ..., type: ...;*

*The optional list for "type" is ["NAME", "DIR", "LOC", "NUM", "FECHA", "INST"].*

**Input:** *[Clinical text of a patient]*

**Output:** *entity: [clinical entity], type: [NAME / DIR / LOC / NUM / FECHA / INST];*

## 5.21 MIE

MIE<sup>25</sup> is a Chinese language dataset designed for extracting medical information from online consultations. It comprises 1,120 medical dialogues segmented in over 18,000 windows and 46,000 labels. The corpus originates from the Chunyu Doctor online platform, focusing on cardiology-related cases. Data was annotated with four categories (symptoms, tests, surgeries, and other lifestyle information) with five statuses (patient-positive, patient-negative, doctor-positive, doctor-negative, unknown). The labeling was conducted by three trained annotators with

the supervision of physicians.

- **Language:** Chinese
- **Clinical Stage:** Initial Assessment
- **Sourced Clinical Document Type:** Consultation Record
- **Clinical Specialty:** Cardiology
- **Application Method:** [Link of MIE Dataset](#)

### 5.21.1 Task: Medical entity type extraction

This task is to extract types of medical entities.

#### **Task type:** Event Extraction

**Instruction:** Given the medical consultation in Chinese, extract the following types of medical entities:

1. "symptom": This type of entity refers to the symptoms mentioned by the patient and the doctor.

- The optional list of "entity" for "symptom" is ["行动不便", "战栗抽搐", "心慌", "背痛", "头晕", "呃逆", "腹部不适", "高血压", "高血糖", "呼吸困难", "胸闷", "高血脂", "恶心", "呕吐", "胸痛", "乏力", "出汗", "发热", "休克", "晕厥", "感冒", "咳嗽", "流涕", "头痛", "胃部不适", "僵硬", "发绀", "糖尿病", "贫血", "水肿", "心绞痛", "甲亢", "早搏", "心律不齐", "房间隔缺损", "房颤", "心衰", "心肌梗死", "先天性心脏病", "心肌缺血", "室间隔缺损", "心肌炎", "冠心病", "心肌病", "心脏肥大"].
- The optional list of "status" for "symptom" is ["病人-阳性", "病人-阴性", "医生-阳性", "医生-阴性", "未知"], which means the symptom appeared in the patient, the symptom was not presented in the patient, the symptom was diagnosed by the doctor, the symptom was excluded by the doctor, and the status is unknown, respectively.

2. "surgery": This type of entity refers to the surgery operations mentioned by the patient and the doctor.

- The optional list of "entity" for "surgery" is ["介入", "射频消融", "搭桥", "支架"].
- The optional list of "status" for "surgery" is ["病人-阳性", "病人-阴性", "医生-阳性", "医生-阴性", "未知"], which means the surgery was done on the patient, the surgery was not done on the patient, the surgery was recommended by the doctor, the surgery was deprecated by the doctor, and the status is unknown, respectively.

3. "examination": This type of entity refers to the medical tests mentioned by the patient and the doctor.

- The optional list of "entity" for "examination" is ["心电图", "彩超", "心肌酶", "体检", "造影", "超声", "ct", "血常规", "甲状腺功能", "胸片", "b超", "肾功能", "平板", "cta", "测血压", "核磁共振"].
- The optional list of "status" for "examination" is ["病人-阳性", "病人-阴性", "医生-阳性", "医生-阴性", "未知"], which means the examination was done on the patient, the examination was not done on the patient, the examination was recommended by the doctor, the examination was deprecated by the doctor, and the status is unknown, respectively.

4. "general information": This type of entity refers to some general information that is relevant to the patient:

- The optional list of "entity" for "general information" is ["睡眠", "饮食", "精神状态", "大小便", "吸烟", "饮酒"].
- The optional list of "status" for "general information" is ["病人-阳性", "病人-阴性", "未知"], which means the status of this entity was normal, the status of this entity was abnormal, and the status is unknown, respectively.

*Return your answer in the following format. DO NOT GIVE ANY EXPLANATION:*

*entity: ..., type: ..., status: ...;*

*...*

*entity: ..., type: ..., status: ...;*

**Input:** *[Medical consultation in Chinese]*

**Output:** *entity: ..., type: ..., status: ...;*

*...*

*entity: ..., type: ..., status: ...;*

## 5.22 EHRQA

EHRQA<sup>26</sup> is a Chinese medical QA dataset comprising over 210,175 electronic health records (EHR) from a hospital in Zhejiang Province and 3.02 million question-answer pairs from 39 Health Networks. The EHR data contains patient disease histories in free text labeled with concepts such as diseases, symptoms, etc. The QA data includes questions from users and answers from doctors organized by medical departments. Annotations were conducted via a bootstrapping method and human review.

- **Language:** Chinese
- **Clinical Stage:** Triage and Referral
- **Sourced Clinical Document Type:** Consultation Record
- **Clinical Specialty:** General
- **Application Method:** [Link of EHRQA Dataset](#)

### 5.22.1 Task: EHRQA-Primary department

This task is to determine the hospital department the patient should visit based on patient's medical consultation record.

**Task type:** *Text Classification*

**Instruction:** *Given the medical consultation record in Chinese, determine the hospital department the patient should visit.*

*Return your answer in the following format. DO NOT GIVE ANY EXPLANATION:*

*department: label*

*The optional list for "label" is ["儿科", "妇产科", "传染病科", "皮肤性病科", "外科", "内科", "五官科"].*

**Input:** *[Medical consultation record in Chinese]*

**Output:** *department: [儿科 / 妇产科 / 传染病科 / 皮肤性病科 / 外科 / 内科 / 五官科]*

### 5.22.2 Task: EHRQA-QA

This task is to provide the answer from the doctor's perspective in Chinese for a patient's information and consultation record.

**Task type:** *Question Answering*

**Instruction:** *Given the patient's information and consultation record in Chinese, provide the answer from the doctor's perspective in Chinese.*

*Return your answer in the following format. DO NOT GIVE ANY EXPLANATION:*

*医生: ...*

**Input:** [patient's information and consultation record in Chinese]

**Output:** [doctor's response]

### 5.22.3 Task: EHRQA-Sub department

This task is to determine the detailed hospital department the patient should visit based on patient's medical consultation record.

**Task type:** Text Classification

**Instruction:** Given the medical consultation record in Chinese, determine the detailed hospital department the patient should visit.

Return your answer in the following format. DO NOT GIVE ANY EXPLANATION:

department: label

The optional list for "label" is ["泌尿外科", "性病科", "胃肠外科", "肝胆外科", "骨科", "小儿内科", "妇科", "小儿精神科", "普外科", "其他传染病", "皮肤病", "消化内科", "风湿免疫科", "口腔科", "产科", "肝病科", "肛肠外科", "肾内科", "眼科", "血管外科", "小儿外科", "乳腺外科", "心胸外科", "烧伤科", "血液科", "内分泌科", "新生儿科", "神经外科", "呼吸内科"].

**Input:** [Medical consultation record in Chinese]

**Output:** department: [泌尿外科 / 性病科 / 胃肠外科 / 肝胆外科 / 骨科 / 小儿内科 / 妇科 / 小儿精神科 / 普外科 / 其他传染病 / 皮肤病 / 消化内科 / 风湿免疫科 / 口腔科 / 产科 / 肝病科 / 肛肠外科 / 肾内科 / 眼科 / 血管外科 / 小儿外科 / 乳腺外科 / 心胸外科 / 烧伤科 / 血液科 / 内分泌科 / 新生儿科 / 神经外科 / 呼吸内科].

## 5.23 Ex4CDS

Ex4CDS<sup>27</sup> is a German-language dataset focusing on kidney disease. It was designed to generate explainable clinical decision support. The dataset includes 720 annotated textual justifications written by four junior and four senior physicians, involving 120 kidney transplant patients in three medical endpoints (rejection, infection, and graft loss). Annotations of this dataset cover multiple semantic layers including medical entities, relations, temporal markers, etc. They were labeled by automatic annotation tools and finalized by physician review.

- **Language:** German
- **Clinical Stage:** Treatment and Intervention
- **Sourced Clinical Document Type:** General EHR Note
- **Clinical Specialty:** Nephrology
- **Application Method:** [Link of Ex4CDS Dataset](#)

### 5.23.1 Task: Ex4CDS

This task is to extract the medical entities with their corresponding types, factuality, and progression from physician's explanations.

**Task type:** Named Entity Recognition

**Instruction:** Given the following physician's explanation, extract the medical entities with their corresponding types, factuality, and progression. Specifically, this explanation was generated by a physician to predict negative outcomes in kidney disease patients within the next 90 days, including rejection, death-censored graft loss, and infection. We need to extract all the following information for each entity:

1. Entity types:

- *"Condition": A pathological medical condition of a patient, can describe for instance a symptom or a disease.*
- *"DiagLab": Particular diagnostic procedures which have been carried out.*
- *"LabValues": Mentions of lab values.*
- *"HealthState": A positive condition of the patient.*
- *"Measure": Mostly numeric values, often in the context of medications or lab values, but can also be a description if a value changes, e.g., raises.*
- *"Medication": A medication.*
- *"Process": Describes a particular process, such as blood pressure or heart rate, often related to vital parameters.*
- *"TimeInfo": Describes temporal information, such as 2 weeks ago or January.*
- *"Other": Additional relevant information which influences the health condition and the risk.*

## 2. Factuality:

- *"positive": indicates that something is present.*
- *"negative": indicates that something is not present.*
- *"speculated": indicates that something is not present, but might occur in the future.*
- *"unlikely": defines a kind of speculation, but expresses a tendency towards negation.*
- *"minor": expresses that something is present, but to a lower extent or in a lower amount.*
- *"possible\_future": expresses that something is not there, but might occur in the future.*
- *"None": if no factuality is given.*

## 3. Progression:

- *"increase\_risk\_factor": A state/process that causes the respective endpoint (upstream in a causal chain). Increases the risk that endpoint occurs causally and probabilistically.*
- *"decrease\_risk\_factor": A state/process that prevents the respective endpoint (upstream in a causal chain). Decreases the risk that endpoint occurs causally and probabilistically.*
- *"increase\_symptom": A state/process whose absence is a consequence of the respective endpoint (downstream in a causal chain). Increases risk probabilistically, but not causally.*
- *"decrease\_symptom": A state/process whose occurrence is a consequence of the respective endpoint (downstream in a causal chain). Decreases risk probabilistically, but not causally.*
- *"Conclusion": The physician makes a concluding statement.*
- *"None": if no progression is given.*

*Return your answer in the following format. DO NOT GIVE ANY EXPLANATION:*

*entity: ..., type: ..., factuality: ..., progression: ...;*

*...*

*entity: ..., type: ..., factuality: ..., progression: ...;*

*The optional list for "type" is ["Condition", "DiagLab", "LabValues", "HealthState", "Measure", "Medication", "Process", "TimeInfo", "Other"].*

*The optional list for "factuality" is ["positive", "negative", "speculated", "unlikely", "minor", "possible\_future", "None"].*

*The optional list for "progression" is ["increase\_risk\_factor", "decrease\_risk\_factor", "increase\_symptom", "decrease\_symptom", "Conclusion", "None"].*

**Input:** *[Discharge summary of a patient]*

**Output:** *entity: ..., type: [Condition / DiagLab / LabValues / HealthState / Measure / Medication / Process / TimeInfo / Other], factuality: [positive / negative / speculated / unlikely / minor / possible\_future / None], progression: [increase\_risk\_factor / decrease\_risk\_factor / increase\_symptom / decrease\_symptom / Conclusion / None];*

*...*

*entity: ..., type: [Condition / DiagLab / LabValues / HealthState / Measure / Medication / Process / TimeInfo*

/ Other], factuality: [positive / negative / speculated / unlikely / minor / possible\_future / None], progression: [increase\_risk\_factor / decrease\_risk\_factor / increase\_symptom / decrease\_symptom / Conclusion / None];

## 5.24 GOUT-CC

Gout-CC dataset<sup>28</sup> is an English dataset focused on GOUT detection. It consists of two splits: GOUT-CC-2019-CORPUS which includes 300 chief complaints collected in 2019 and GOUT-CC-2020-CORPUS which includes 8037 chief complaints collected in one month period of 2020. The dataset originates from records of an academic medical center in the southern United States. Each complaint includes two kinds of annotations: A predicted gout flare annotation labeled by a practicing rheumatologist (MD) and a PhD informatician (JDO) and a reviewed consensus labeled by a rheumatologist (MD) and a post-doctoral fellow (GR). Cohen's Kappa coefficient was applied to calculate the consistency of the annotations.

- **Language:** English
- **Clinical Stage:** Diagnosis and Prognosis
- **Sourced Clinical Document Type:** Admission Note
- **Clinical Specialty:** Endocrinology
- **Application Method:** [Link of GOUT-CC Dataset](#)

### 5.24.1 Task: GOUT-CC-Consensus

This task is to whether a patient was experiencing a gout flare at the time of the Emergency Department visit.

**Task type:** Text Classification

**Instruction:** Given the patient's chief complaint, determine whether the patient was experiencing a gout flare at the time of the Emergency Department visit.

Return your answer in the following format. DO NOT GIVE ANY EXPLANATION:

Gout flare: label

The optional list for "label" is ["Yes", "No", "Unknown"]

**Input:** Chief complaint of a patient]

**Output:** Gout flare: [Yes / No / Unknown]

## 5.25 n2c2 2006

The n2c2 2006<sup>29</sup> dataset is an English dataset designed for Protected Health Information (PHI) de-identification. It includes discharge summaries from Partners HealthCare, compiled to support the de-identification of PHI. The dataset contains clinical narratives centered on patient discharge, covering a broad spectrum of medical treatments and prescriptions. Annotations were performed using a custom annotation schema by domain experts, adhering to guidelines developed for the 2006 i2b2 NLP challenge.

- **Language:** English
- **Clinical Stage:** Research
- **Sourced Clinical Document Type:** Discharge Summary
- **Clinical Specialty:** Pulmonology
- **Application Method:** [Link of n2c2 2006 Dataset](#)

### 5.25.1 Task: n2c2 2006-De-identification

This task is to identify the PHI context and their associated type within the clinical document.

**Task type:** *Named Entity Recognition*

**Instruction:** *Given the clinical document of a patient, identify the Personal Health Information (PHI) context and their associated type within the document.*

*Return your answer in the following format. DO NOT GIVE ANY EXPLANATION:*

*PHI context: ..., type: ...;*

*...*

*PHI context: ..., type: ...;*

*The optional list for "type" is ["PATIENT", "ID", "LOCATION", "AGE", "DOCTOR", "PHONE", "HOSPITAL", "DATE"].*

**Input:** *[Clinical text of a patient]*

**Output:** *PHI context: [PHI context], type: [PATIENT / ID / LOCATION / AGE / DOCTOR / PHONE / HOSPITAL / DATE];*

## 5.26 i2b2 2009

The i2b2 2009 dataset<sup>30</sup> is an English dataset designed for medication information extraction. It includes 1,249 patient discharge summaries, compiled from Partners Healthcare. The dataset contains clinical narratives and was developed as part of the i2b2 medication extraction challenge. Annotations were performed by a team consisting of a physician and a researcher, adhering to a sequential annotation strategy.

- **Language:** English
- **Clinical Stage:** Treatment and Intervention
- **Sourced Clinical Document Type:** Discharge Summary
- **Clinical Specialty:** Pharmacology
- **Application Method:** [Link of i2b2 2009 Dataset](#)

### 5.26.1 Task: Medication extraction

This task is to extract the medications from the discharge summary. Then, for each extracted medication, further extract the following entities: "dosage", "mode", "frequency", "duration", "reason", "list/narrative".

**Task type:** *Event Extraction*

**Instruction:** *Given the discharge summary of a patient, extract the medications from the discharge summary. Then, for each extracted medication, further extract the following entities:*

- *"dosage": Indicating the amount of a medication used in each administration.*
- *"mode": Indicating the route for administering the medication.*
- *"frequency": Indicating how often each dose of the medication should be taken.*
- *"duration": Indicating how long the medication is to be administered.*
- *"reason": Stating the medical reason for which the medication is given.*
- *"list/narrative": Indicating whether the medication information appears in a list structure or in narrative running text in the discharge summary.*

*Return your answer in the following format. DO NOT GIVE ANY EXPLANATION:*

*medication: ..., dosage: ..., mode: ..., frequency: ..., duration: ..., reason: ..., list/narrative: ...;*

*...*

*medication: ..., dosage: ..., mode: ..., frequency: ..., duration: ..., reason: ..., list/narrative: ...;*

*The optional list for "list/narrative" is ["list", "narrative"].*

*For each extracted medication, if any of the above entity ("dosage", "mode", "frequency", "duration", "reason", "list/narrative") is not mentioned in the discharge summary, then please label this entity as "not mentioned".*

**Input:** *[Discharge summary of a patient]*

**Output:** *medication: [name of the medication], dosage: [medication dosage], mode: [medication route], frequency: [dose frequency], duration: [medication administration time length], reason: [reason for giving the medication], list/narrative: [list / narrative];*

## 5.27 i2b2 2010

The i2b2 2010 dataset<sup>31</sup> is an English dataset designed for named entity recognition. It was compiled from Partners Healthcare, Beth Israel Deaconess Medical Center, and the University of Pittsburgh Medical Center. The dataset contains discharge summaries and progress reports, covering a wide range of clinical concepts such as medical problems, treatments, and tests. Annotations were performed using a manually annotated reference standard corpus by the i2b2 team in collaboration with the VA Salt Lake City Health Care System, adhering to task-specific guidelines for concepts, assertions, and fine-grained relations.

- **Language:** English
- **Clinical Stage:** Treatment and Intervention (Task "n2c2 2010-Assertion" has clinical stage "Discharge and Administration")
- **Sourced Clinical Document Type:** Discharge Summary, Progress Note
- **Clinical Specialty:** Critical Care
- **Application Method:** [Link of i2b2 2010 Dataset](#)

### 5.27.1 Task: n2c2 2010-Concept

This task is to identify and extract the text corresponding to patient medical problems, treatments, and tests.

**Task type:** *Named Entity Recognition*

**Instruction:** *Given the discharge summary of a patient, extract the following types of entities from the discharge summary:*

- *"problem": Phrases that contain observations made by patients or clinicians about the patient's body or mind that are thought to be abnormal or caused by a disease.*
- *"treatment": Phrases that describe procedures, interventions, and substances given to a patient in an effort to resolve a medical problem.*
- *"test": Phrases that describe procedures, panels, and measures that are done to a patient or a body fluid or sample in order to discover, rule out, or find more information about a medical problem.*

*Return your answer in the following format. DO NOT GIVE ANY EXPLANATION:*

*entity: ..., type: ...;*

*...*

*entity: ..., type: ...;*

*The optional list for "type" is ["problem", "treatment", "test"].*

**Input:** *[Discharge summary of a patient]*

**Output:** *entity: [clinical entity], type: [problem / treatment / test];*

### 5.27.2 Task: n2c2 2010-Assertion

This task is to extract the medical problems and classify the corresponding assertions made on given medical concepts as being present, absent, or possible in the patient, conditionally present in the patient under certain circumstances, hypothetically present in the patient at some future point, and mentioned in the patient report but associated with someone other than the patient.

**Task type:** *Named Entity Recognition*

**Instruction:** *Given the discharge summary of a patient, extract the medical problems from the discharge summary, and for each medical problem, classify it into one of the following categories:*

- *"present": Problems associated with the patient can be present.*
- *"absent": The discharge summary asserts that the problem does not exist in the patient.*
- *"possible": The discharge summary asserts that the patient may have a problem, but there is uncertainty expressed in the discharge summary.*
- *"conditional": The mention of the medical problem asserts that the patient experiences the problem only under certain conditions.*
- *"hypothetical": Medical problems that the note asserts the patient may develop.*
- *"not associated with patient": The mention of the medical problem is associated with someone who is not the patient.*

*Return your answer in the following format. DO NOT GIVE ANY EXPLANATION:*

*problem: ..., type: ...;*

*...*

*problem: ..., type: ...;*

*The optional list for "type" is ["present", "absent", "possible", "conditional", "hypothetical", "not associated with patient"].*

**Input:** *[Discharge summary of a patient]*

**Output:** *problem: [medical problem], type: [present / absent / possible / conditional / hypothetical / not associated with patient];*

### 5.27.3 Task:n2c2 2010-Relation

This task is to extract relations of pairs of given reference standard concepts from a sentence.

**Task type:** *Event Extraction*

**Instruction:** *Given the discharge summary of a patient, extract the following types of entities from the discharge summary:*

- *"problem": Phrases that contain observations made by patients or clinicians about the patient's body or mind that are thought to be abnormal or caused by a disease.*
- *"treatment": Phrases that describe procedures, interventions, and substances given to a patient in an effort to resolve a medical problem.*
- *"test": Phrases that describe procedures, panels, and measures that are done to a patient or a body fluid or sample in order to discover, rule out, or find more information about a medical problem.*

*Then, extract the following three types of relations if applicable:*

*1. relations between "treatment" and "problem":*

- *"TrIP": This includes mentions where the treatment improves or cures the problem.*
- *"TrWP": This includes mentions where the treatment is administered for the problem but does not cure the problem, does not improve the problem, or makes the problem worse.*
- *"TrCP": The implied context is that the treatment was not administered for the medical problem that it ended up causing.*
- *"TrAP": This includes mentions where a treatment is given for a problem, but the outcome is not mentioned in the sentence.*
- *"TrNAP": This includes mentions where treatment was not given or discontinued because of a medical problem that the treatment did not cause.*

*2. relations between "test" and "problem":*

- *"TeRP": This includes mentions where a test is conducted and the outcome is known.*

- *"TeCP": This includes mentions where a test is conducted and the outcome is not known.*
- 3. *relations between "problem" and "problem":*
- *"PIP": This includes medical problems that describe or reveal aspects of the same medical problem and those that cause other medical problems.*

*Return your answer in the following format. DO NOT GIVE ANY EXPLANATION:*

*entity\_1: ..., entity\_2: ..., relation: ...;*

*...*

*entity\_1: ..., entity\_2: ..., relation: ...;*

*The optional list for "relation" is ["TrIP", "TrWP", "TrCP", "TrAP", "TrNAP", "TeRP", "TeCP", "PIP"].*

**Input:** *[Discharge summary of a patient]*

**Output:** *entity\_1: [a problem/treatment/test entity], entity\_2: [a problem/treatment/test entity], relation: [TrIP / TrWP / TrCP / TrAP / TrNAP / TeRP / TeCP / PIP];*

## 5.28 n2c2 2014 - De-identification

The n2c2 2014 - De-identification dataset<sup>32</sup> is an English dataset designed for de-identification of clinical narratives. It includes 1,304 medical records from 296 diabetic patients, compiled from the Research Patient Data Repository of Partners Healthcare. The dataset contains longitudinal clinical notes, reflecting the progression of heart disease in diabetic patients over time. Annotations were performed using a comprehensive set of i2b2-PHI categories, extending beyond HIPAA definitions, and were conducted with both automatic and manual checks to ensure accuracy. Authentic Protected Health Information (PHI) was replaced with realistic surrogates, and the annotated corpus was used as a gold standard for system evaluations in the 2014 i2b2/UTHealth NLP shared task.

- **Language:** English
- **Clinical Stage:** Research
- **Sourced Clinical Document Type:** General EHR Note
- **Clinical Specialty:** Endocrinology
- **Application Method:** [Link of n2c2 2014 - De-identification Dataset](#)

### 5.28.1 Task: n2c2 2014-De-identification

This task is to identify all the following type of PHI information within the document: 'STATE', 'LOCATION-OTHER', 'STREET', 'PHONE', 'FAX', 'ZIP', 'DOCTOR', 'DATE', 'EMAIL', 'DEVICE', 'COUNTRY', 'HOSPITAL', 'HEALTHPLAN', 'ORGANIZATION', 'USERNAME', 'BIOID', 'CITY', 'PROFESSION', 'PATIENT', 'URL', 'AGE', 'IDNUM', 'MEDICALRECORD'.

**Task type:** *Named Entity Recognition*

**Instruction:** *Given the clinical document of a patient, identify the Personal Health Information (PHI) context and their associated type within the document.*

*Return your answer in the following format. DO NOT GIVE ANY EXPLANATION:*

*PHI context: ..., type: ...;*

*...*

*PHI context: ..., type: ...;*

*The optional list of PHI types is ["STATE", "LOCATION-OTHER", "STREET", "PHONE", "FAX", "ZIP", "DOCTOR", "DATE", "EMAIL", "DEVICE", "COUNTRY", "HOSPITAL", "HEALTHPLAN", "ORGANIZATION", "USERNAME", "BIOID", "CITY", "PROFESSION", "PATIENT", "URL", "AGE", "IDNUM", "MEDICALRECORD"].*

**Input:** *[Clinical document of a patient]*

**Output:** *PHI context: [PHI context], type: [STATE / LOCATION-OTHER / STREET / PHONE / FAX / ZIP*

/ DOCTOR / DATE / EMAIL / DEVICE / COUNTRY / HOSPITAL / HEALTHPLAN / ORGANIZATION /  
USERNAME / BIOID / CITY / PROFESSION / PATIENT / URL / AGE / IDNUM / MEDICALRECORD];

## 5.29 IMCS-V2

The IMCS-V2 (Intelligent Medical Consultation System - Version 2) dataset<sup>33</sup> comprises real-world doctor–patient dialogues collected from an online medical consultation platform. This dataset covers 10 common pediatric diseases, including pediatric bronchitis, fever, and diarrhea. Each dialogue includes interactions between patients (or their guardians) and physicians. Through systematic annotation, the dataset labels various medical information, such as medical entities and dialogue acts. It supports four tasks: named entity recognition (NER), dialogue act classification (DAC), symptom recognition (SR), and medical report generation (MRG). IMCS-V2 is included in the CBLUE benchmark<sup>14</sup>. We adapted the CBLUE version for downstream task construction.

- **Language:** Chinese
- **Clinical Stage:** Triage and Referral (IMCS-V2-DAC), Initial Assessment (IMCS-V2-NER, SR, MRG)
- **Sourced Clinical Document Type:** Consultation Record
- **Clinical Specialty:** Pediatrics
- **Application Method:** [Link of IMCS-V2-NER Dataset](#)

### 5.29.1 Task: IMCS-V2-NER

This task is to identify five categories of medical entities from doctor–patient dialogue texts.

**Task type:** Named Entity Recognition

**Instruction:** Given the text from medical consultation in Chinese, extract the medical entities mentioned by the patient and doctors, including the following types: - "symptom"(症状): 病人因患病而表现出来的异常状况, 如"发热"、"呼吸困难"、"鼻塞"等。

- "drug"(药品名): 具体的药物名称, 如"妈咪爱"、"蒙脱石散"、"蒲地蓝"等。

- "drug category"(药物类别): 根据药物功能进行划分的药物种类, 如"消炎药"、"感冒药"、"益生菌"等。

- "examination"(检查): 医学检验, 如"血常规"、"x光片"、"CRP分析"等。

- "operation"(操作): 相关的医疗操作, 如"输液"、"雾化"、"接种疫苗"等。

Return your answer in the following format. DO NOT GIVE ANY EXPLANATION: entity: ..., type: ...; ...  
entity: ..., type: ...; The optional list for "type" is ["symptom", "drug", "drug category", "examination", "operation"].

**Input:** [Medical dialogue between doctor and patient]

**Output:** entity: [entity span], type: [symptom / drug / drug category / examination / operation];

...

entity: [entity span], type: [symptom / drug / drug category / examination / operation];

### 5.29.2 Task: IMCS-V2-SR

This task is to recognize patient symptom information, including both normalized labels and status, from the conversation.

**Task type:** Event Extraction

**Instruction:** Given the medical consultation in Chinese, recognize the normalized symptoms mentioned by the patient and doctors and identify the global status of symptoms based on the dialogue, including:

- "positive": 代表确定病人患有该症状

- "negative": 代表确定病人没有患有该症状

- "uncertain": 代表无法根据上下文确定病人是否患有该症状

*Specifically, the status of the symptom is based on the entire dialogue, not just the current sentence.*

*Return your answer in the following format. DO NOT GIVE ANY EXPLANATION:*

*symptom: ..., status: ...;*

*...*

*symptom: ..., status: ...;*

*The optional list for "status" is ["positive", "negative", "uncertain"].*

**Input:** *[Medical dialogue between doctor and patient]*

**Output:** *symptom: [entity span], status: [ positive / negative / uncertain];*

*...*

*symptom: [entity span], status: [ positive / negative / uncertain];*

### 5.29.3 Task: IMCS-V2-MRG

This task is to generate a structured summarization based on the patient's chief complaint and the full doctor–patient dialogue.

**Task type:** *Summarization*

**Instruction:** *Given the medical consultation in Chinese, generate the brief report based on the dialogue between the patient and doctor. The report should include the following sections:*

1. 主诉(Chief complaint): 病人自诉 (Self-report) 的总结, 包括主要症状或体征;

2. 现病史(Present illness history): 对话中病人涉及到的现病史的总结, 如主要症状的描述 (发病情况, 发病时间) ;

3. 辅助检查(Auxiliary examination): 对话中病人涉及过的医疗检查的总结, 如病人已有的检查项目、检查结果、会诊记录等;

4. 既往史(Past history): 对话中医生对病人的过去病史的总结, 如既往的健康状况、过去曾经患过的疾病等;

5. 诊断(Diagnosis): 对话中医生对病人的诊断结果的总结, 如对疾病的诊断;

6. 建议(Suggestion): 对话中医生对病人的建议的总结, 如检查建议、药物治疗、注意事项。

*Return your answer in the following format. DO NOT GIVE ANY EXPLANATION:*

*主诉: ...*

*现病史: ...*

*辅助检查: ...*

*既往史: ...*

*诊断: ...*

*建议: ...*

**Input:** *[A whole medical dialogue between doctor and patient]*

**Output:** *主诉: [summarized chief complaint]*

*现病史: [summarized illness history]*

*辅助检查: [summarized auxiliary examination ]*

*既往史: [summarized past history]*

*诊断: [summarized diagnosis]*

*建议: [summarized suggestion from physician]*

### 5.29.4 Task: IMCS-V2-DAC

This task is to classify the intent of each utterance in the dialogue into one of 16 predefined categories.

**Task type:** Text Classification

**Instruction:** [ Given the utterance from a medical consultation in Chinese, identify the act the speaker is performing.

Return your answer in the following format. DO NOT GIVE ANY EXPLANATION:

dialogue act: label

The optional list for "label" is ["提问-症状", "提问-病因", "提问-基本信息", "提问-已有检查和治疗", "告知-用药建议", "告知-就医建议", "告知-注意事项", "诊断", "告知-症状", "告知-病因", "告知-基本信息", "告知-已有检查和治疗", "提问-用药建议", "提问-就医建议", "提问-注意事项"].

**Input:** [A utterance from medical dialogue]

**Output:** dialogue act: [提问-症状/提问-病因/提问-基本信息/提问-已有检查和治疗/告知-用药建议/告知-就医建议/告知-注意事项/诊断/告知-症状/告知-病因/告知-基本信息/告知-已有检查和治疗/提问-用药建议/提问-就医建议/提问-注意事项]

### 5.30 Japanese Case Reports

The Japanese Case Reports dataset is a Japanese dataset<sup>34</sup> designed for semantic textual similarity tasks. It includes approximately 4,000 annotated sentence pairs, compiled from case reports extracted from the CiNii database. The dataset contains clinical case report texts, covering a wide range of medical scenarios. Annotations were performed by staff with medical backgrounds, using a 6-point scale (0 to 5) to rate semantic similarity, and following guidelines from previous STS tasks.

- **Language:** Japanese
- **Clinical Stage:** Research
- **Sourced Clinical Document Type:** Case Report
- **Clinical Specialty:** General
- **Application Method:** [Link of Japanese Case Reports Dataset](#)

#### 5.30.1 Task: JP-STS

This task is to capture semantic textual similarity (STS) between Japanese clinical texts.

**Task type:** Semantic Similarity

**Instruction:** Given the following two clinical sentences that are labeled as "Sentence A" and "Sentence B" in Japanese, decide the similarity of the two sentences according to the following rubric:

- "0": The two sentences are completely dissimilar.
- "1": The two sentences are not equivalent, but are on the same topic.
- "2": The two sentences are not equivalent, but share some details.
- "3": The two sentences are roughly equivalent, but some important information differs/missing.
- "4": The two sentences are mostly equivalent, but some unimportant details differ.
- "5": The two sentences are completely equivalent.

Return your answer in the following format. DO NOT GIVE ANY EXPLANATION:

similarity score: score

The optional list for "score" is ["0", "1", "2", "3", "4", "5"].

**Input:** Sentence A: [Clinical sentence A]

Sentence B: [Clinical sentence B]

**Output:** *similarity score: [0 / 1 / 2 / 3 / 4 / 5]*

### 5.31 meddocan

The meddocan dataset<sup>35</sup> is a Spanish dataset designed for de-identification of sensitive information in clinical texts. It includes 1,000 manually selected and synthetically enriched clinical case studies, compiled under the Spanish National Plan for the Advancement of Language Technology (Plan TL) by the Barcelona Supercomputing Center and the Centro Nacional de Investigaciones Oncológicas. The dataset contains clinical case reports enriched with Protected Health Information (PHI), covering a broad range of sensitive data types including names, dates, locations, and identifiers. Annotations were performed using a customized version of AnnotateIt and corrected using the BRAT annotation tool by a hybrid team of healthcare and NLP experts, adhering to guidelines based on the EU GDPR and the US HIPAA standards.

- **Language:** Spanish
- **Clinical Stage:** Research
- **Sourced Clinical Document Type:** Case Report
- **Clinical Specialty:** General
- **Application Method:** [Link of meddocan Dataset](#)

#### 5.31.1 Task: meddocan

This task is to extract specific clinical entities from the clinical text.

**Task type:** *Named Entity Recognition*

**Instruction:** *Given the clinical text of a patient in Spanish, extract the following types of entities from the clinical text: "TERRITORIO", "FECHAS", "EDAD SUJETO ASISTENCIA", "NOMBRE SUJETO ASISTENCIA", "NOMBRE PERSONAL SANITARIO", "SEXO SUJETO ASISTENCIA", "CALLE", "PAIS", "ID SUJETO ASISTENCIA", "CORREO ELECTRONICO", "ID TITULACION PERSONAL SANITARIO", "ID ASEGURAMIENTO", "HOSPITAL", "FAMILIARES SUJETO ASISTENCIA", "INSTITUCION", "ID CONTACTO ASISTENCIAL", "NUMERO TELEFONO", "PROFESION", "NUMERO FAX", "OTROS SUJETO ASISTENCIA", "CENTRO SALUD", "ID EMPLEO PERSONAL SANITARIO", "IDENTIF VEHICULOS NRSERIE PLACAS", "IDENTIF DISPOSITIVOS NRSERIE", "NUMERO BENEF PLAN SALUD", "URL WEB", "DIREC PROT INTERNET", "IDENTIF BIOMETRICOS", "OTRO NUMERO IDENTIF".*

*Return your answer in the following format. DO NOT GIVE ANY EXPLANATION:*

*entity: ..., type: ...;*

*...*

*entity: ..., type: ...;*

*The optional list for "type" is ["TERRITORIO", "FECHAS", "EDAD SUJETO ASISTENCIA", "NOMBRE SUJETO ASISTENCIA", "NOMBRE PERSONAL SANITARIO", "SEXO SUJETO ASISTENCIA", "CALLE", "PAIS", "ID SUJETO ASISTENCIA", "CORREO ELECTRONICO", "ID TITULACION PERSONAL SANITARIO", "ID ASEGURAMIENTO", "HOSPITAL", "FAMILIARES SUJETO ASISTENCIA", "INSTITUCION", "ID CONTACTO ASISTENCIAL", "NUMERO TELEFONO", "PROFESION", "NUMERO FAX", "OTROS SUJETO ASISTENCIA", "CENTRO SALUD", "ID EMPLEO PERSONAL SANITARIO", "IDENTIF VEHICULOS NRSERIE PLACAS", "IDENTIF DISPOSITIVOS NRSERIE", "NUMERO BENEF PLAN SALUD", "URL WEB", "DIREC PROT INTERNET", "IDENTIF BIOMETRICOS", "OTRO NUMERO IDENTIF"].*

**Input:** *[Discharge summary of a patient]*

**Output:** *entity: [clinical entity], type: [TERRITORIO / FECHAS / EDAD SUJETO ASISTENCIA / NOMBRE SUJETO ASISTENCIA / NOMBRE PERSONAL SANITARIO / SEXO SUJETO ASISTENCIA / CALLE / PAIS / ID SUJETO ASISTENCIA / CORREO ELECTRONICO / ID TITULACION PERSONAL SANITARIO / ID*

ASEGURAMIENTO / HOSPITAL / FAMILIARES SUJETO ASISTENCIA / INSTITUCION / ID CONTACTO ASISTENCIAL / NUMERO TELEFONO / PROFESION / NUMERO FAX / OTROS SUJETO ASISTENCIA / CENTRO SALUD / ID EMPLEO PERSONAL SANITARIO / IDENTIF VEHICULOS NRSERIE PLACAS / IDENTIF DISPOSITIVOS NRSERIE / NUMERO BENEF PLAN SALUD / URL WEB / DIREC PROT INTERNET / IDENTF BIOMETRICOS / OTRO NUMERO IDENTIF];

### 5.32 MEDIQA\_2019\_Task2\_RQE

The MEDIQA\_2019\_Task2\_RQE dataset<sup>36</sup> is an English dataset designed for recognizing question entailment in the medical domain. It includes 230 test pairs of consumer health questions and frequently asked questions (FAQs), as well as 8,890 training and 302 validation medical question pairs. The dataset was compiled by the U.S. National Library of Medicine (NLM) using a collection of clinical and consumer health questions. The dataset contains medical question pairs and covers a variety of health-related topics. Annotations were manually validated by medical experts, adhering to the definition that a question A entails question B if every answer to B is also a complete or partial answer to A.

- **Language:** English
- **Clinical Stage:** Triage and Referral
- **Sourced Clinical Document Type:** Consultation Record
- **Clinical Specialty:** General
- **Application Method:** [Link of MEDIQA\\_2019\\_Task2\\_RQE Dataset](#)

#### 5.32.1 Task: MEDIQA 2019-RQE

This task is to identify entailment between two questions in the context of QA.

**Task type:** Natural Language Inference

**Instruction:** Given the following two clinical questions labeled as "Question A" and "Question B", determine if the answer to "Question B" is also the answer to "Question A", either exactly or partially.

Return your answer in the following format. DO NOT GIVE ANY EXPLANATION:

answer: label

The optional list for "label" is ["true", "false"].

**Input:** Question A: [Question A context]

Question B: [Question B context]

**Output:** answer: [true / false]

### 5.33 MedNLI

The MedNLI dataset<sup>37</sup> is an English dataset designed for natural language inference (NLI) in the clinical domain. It includes 14,049 unique sentence pairs, compiled from the MIMIC-III v1.3 database of de-identified clinical records. The dataset contains premise-hypothesis pairs derived from clinical notes, particularly the Past Medical History section, covering a wide range of medical conditions and concepts such as diseases, symptoms, and medications. Annotations were performed by board-certified clinicians, adhering to custom-developed guidelines to ensure consistency and quality.

- **Language:** English
- **Clinical Stage:** Research
- **Sourced Clinical Document Type:** General EHR Note
- **Clinical Specialty:** Critical Care
- **Application Method:** [Link of MedNLI Dataset](#)

### 5.33.1 Task: MedNLI

This task is to classify the inference relation between the premise-hypothesis statements pair into one of the three classes: "entailment", "contradiction", or "neutral".

**Task type:** *Natural Language Inference*

**Instruction:** *Given the premise-hypothesis statements pair labeled as "Premise statement" and "Hypothesis statement", classify the inference relation between two statements into one of the three classes: "entailment", "contradiction", or "neutral".*

*Return your answer in the following format. DO NOT GIVE ANY EXPLANATION:*

*relation: label*

*The optional list for "label" is ["entailment", "contradiction", "neutral"].*

**Input:** *Premise statement: [Premise statement context]*

*Hypothesis statement: [Hypothesis statement context]*

**Output:** *relation: [entailment / contradiction / neutral]*

### 5.34 MedSTS

The MedSTS dataset<sup>38</sup> is an English dataset designed for semantic textual similarity tasks. It includes 174,629 sentence pairs compiled from de-identified clinical notes at the Mayo Clinic. The dataset contains clinical sentences reflecting a wide range of medical concepts, including signs and symptoms, disorders, procedures, and medications. A subset of 1,250 sentence pairs, called MedSTS\_ann, was annotated with semantic similarity scores ranging from 0 to 5 by two experienced clinical experts. Annotations were performed using manual scoring guidelines adapted from SemEval shared tasks. The dataset was developed to support NLP research aimed at reducing redundancy in electronic health records and improving clinical decision-making.

- **Language:** English
- **Clinical Stage:** Research
- **Sourced Clinical Document Type:** General EHR Note
- **Clinical Specialty:** General
- **Application Method:** [Email the corresponding author for access](#)

#### 5.34.1 Task: MedSTS

This task is to determine the similarity of the two sentences in a score from 0 to 5, with 0 indicating that the medical semantics of the sentences are completely independent and 5 signifying semantic equivalence.

**Task type:** *Semantic Similarity*

**Instruction:** *Given two clinical sentences labeled as "Sentence A" and "Sentence B", determine the similarity of the two sentences in a score from 0 to 5, with 0 indicating that the medical semantics of the sentences are completely independent and 5 indicating significant semantic equivalence.*

*Return your answer in the following format. DO NOT GIVE ANY EXPLANATION:*

*similarity score: score*

*The optional list for "score" is ["0", "1", "2", "3", "4", "5"].*

**Input:** *Sentence A: [Clinical sentence A]*

*Sentence B: [Clinical sentence B]*

**Output:** *similarity score: [0 / 1 / 2 / 3 / 4 / 5]*

### 5.35 mtsamples

The mtsamples dataset<sup>39</sup> is an English dataset designed for clinical outcome prediction and self-supervised language model pre-training. It includes a large collection of publicly available medical transcriptions of medical dictations, covering a wide range of medical specialties and conditions. Annotations were used as part of the self-supervised pre-training process to integrate practical medical knowledge into clinical outcome models.

- **Language:** English
- **Clinical Stage:** Research
- **Sourced Clinical Document Type:** Case Report
- **Clinical Specialty:** General
- **Application Method:** [Link of mtsamples Dataset](#)

#### 5.35.1 Task: MTS

This task is to classify the clinical text into specific categories.

**Task type:** Text Classification

**Instruction:** Given the transcribed clinical text, classify the clinical text into its corresponding clinical specialty or document type (can be more than one).

Return your answer in the following format. DO NOT GIVE ANY EXPLANATION:

answer: label\_1, label\_2, ..., label\_n

The optional list for "label" is ['Allergy / Immunology', 'Autopsy', 'Bariatrics', 'Cardiovascular / Pulmonary', 'Chiropractic', 'Consult - History and Phy.', 'Cosmetic / Plastic Surgery', 'Dentistry', 'Dermatology', 'Diets and Nutritions', 'Discharge Summary', 'ENT - Otolaryngology', 'Emergency Room Reports', 'Endocrinology', 'Gastroenterology', 'General Medicine', 'Hematology - Oncology', 'Hospice - Palliative Care', 'IME-QME-Work Comp etc.', 'Lab Medicine - Pathology', 'Letters', 'Nephrology', 'Neurology', 'Neurosurgery', 'Obstetrics / Gynecology', 'Office Notes', 'Ophthalmology', 'Orthopedic', 'Pain Management', 'Pediatrics - Neonatal', 'Physical Medicine - Rehab', 'Podiatry', 'Psychiatry / Psychology', 'Radiology', 'Rheumatology', 'SOAP / Chart / Progress Notes', 'Sleep Medicine', 'Speech - Language', 'Surgery', 'Urology'].

**Input:** [Clinical text of a patient]

**Output:** answer: [one or more of the above labels]

### 5.36 mtsamples-temporal

The mtsamples-temporal dataset<sup>40</sup> is an English dataset designed for temporal information extraction and timeline reconstruction. It includes 286 medical transcription documents covering four clinical specialties: discharge summaries, psychiatry-psychology, paediatrics, and emergency, compiled from MTSamples, a public repository of clinical text. The dataset contains annotated time expressions (TIMEXes) such as dates, times, durations, frequencies, and age-related expressions, capturing how temporal information is expressed in clinical narratives. Annotations were performed manually by two annotators, following custom annotation guidelines based on the TimeML schema, with extensions for domain-specific temporal constructs.

- **Language:** English
- **Clinical Stage:** Initial Assessment
- **Sourced Clinical Document Type:** Discharge Summary
- **Clinical Specialty:** Pediatrics, Psychology
- **Application Method:** [Link of mtsamples-temporal Dataset](#)

### 5.36.1 Task: MTS-Temporal

This task is to extract the following types of time expression from the clinical text: 'time', 'frequency', 'age\_related', 'date', 'duration', 'other'.

**Task type:** Named Entity Recognition

**Instruction:** Given the clinical text, extract the time expressions from the clinical text, and categorize each of them into one of the following categories: "time", "frequency", "age\_related", "date", "duration", "other". Return your answer in the following format. DO NOT GIVE ANY EXPLANATION:

time expression: ..., category: ...;

...

time expression: ..., category: ...;

The optional list for "category" is ["time", "frequency", "age\_related", "date", "duration", "other"].

**Input:** [Clinical text of a patient]

**Output:** time expression: [time expression within the clinical text], category: [time / frequency / age\_related / date / duration / other];

### 5.37 n2c2 2018 Track2

The n2c2 2018 Track2 dataset<sup>41</sup> is an English dataset designed for adverse drug event (ADE) and medication information extraction. It includes 505 discharge summaries drawn from the MIMIC-III clinical care database. The dataset contains narrative clinical records annotated for medication-related concepts (e.g., drug name, strength, dosage, frequency, route, duration, reason, and ADE) and their relations. Annotations were performed by two independent annotators with conflict resolution by a third annotator.

- **Language:** English
- **Clinical Stage:** Treatment and Intervention
- **Sourced Clinical Document Type:** Discharge Summary
- **Clinical Specialty:** Pharmacology
- **Application Method:** [Link of n2c2 2018 Track2 Dataset](#)

#### 5.37.1 Task: n2c2 2018-ADE&medication

This task is to identify the drugs and extract the following attributes from the clinical text: "adverse drug event", "dosage", "duration", "form", "frequency", "reason", "route", "strength".

**Task type:** Event Extraction

**Instruction:** Given the longitudinal medical records of a patient, identify the drugs and extract the following attributes from the clinical text: "adverse drug event", "dosage", "duration", "form", "frequency", "reason", "route", "strength". Please note that a drug may have none or some of these attributes.

Return your answer in the following format. DO NOT GIVE ANY EXPLANATION:

drug: ..., attribute: ..., ..., attribute: ...;

...

drug: ..., attribute: ..., ..., attribute: ...;

The optional list for "attribute" is ["adverse drug event", "dosage", "duration", "form", "frequency", "reason", "route", "strength"].

**Input:** [longitudinal medical records of a patient]

**Output:** drug: [name of the drug], adverse drug event / dosage / duration / form / frequency / reason / route / strength: [drug attribute], ..., adverse drug event / dosage / duration / form / frequency / reason / route /

*strength: [drug attribute];*

### 5.38 NorSynthClinical

The NorSynthClinical dataset<sup>42</sup> is a Norwegian dataset designed for family history information extraction. It includes 477 sentences and 6,030 tokens, compiled from synthetically produced clinical statements by a domain expert in genetic cardiology. The dataset contains synthetic descriptions of patients' family histories, focusing primarily on cardiac conditions. Annotations were performed using the Brat annotation tool by a clinician and independent annotators, adhering to iteratively developed guidelines informed by inter-annotator agreement evaluations and clinical domain knowledge.

- **Language:** Norwegian
- **Clinical Stage:** Initial Assessment
- **Sourced Clinical Document Type:** General EHR Note
- **Clinical Specialty:** Cardiology
- **Application Method:** [Link of NorSynthClinical Dataset](#)

#### 5.38.1 Task: NorSynthClinical-NER

This task is to extract the following types of entities from the clinical records: "FAMILY", "SELF", "INDEX", "CONDITION", "EVENT", "SIDE", "AGE", "NEG", "AMOUNT", "TEMPORAL".

**Task type:** Named Entity Recognition

**Instruction:** Given the clinical text of a patient in Norwegian, extract the following types of entities from the clinical records:

- "FAMILY": Used to describes various family members.
- "SELF": Used to refer to the patient.
- "INDEX": Used to designate the property of being the index patient or proband.
- "CONDITION": Used to describe a range of clinical conditions such as diseases, diagnoses, various types of mutations, test results, treatments, and vital state.
- "EVENT": Used to describe clinical events.
- "SIDE": Used to describe the side of the family and thus modify "FAMILY" entities.
- "AGE": Used to describe the age of a family member.
- "NEG": Used to mark lexical items that signal negation.
- "AMOUNT": Used to describe quantifiers that describe numerical properties of clinical entities.
- "EMPORAL": Used to modify typically position "CONDITION" or "EVENT" entities in time.

Return your answer in the following format. DO NOT GIVE ANY EXPLANATION:

entity: ..., type: ...;

...

entity: ..., type: ...;

The optional list for "type" is ["FAMILY", "SELF", "INDEX", "CONDITION", "EVENT", "SIDE", "AGE", "NEG", "AMOUNT", "EMPORAL"].

**Input:** [Clinical text of a patient]

**Output:** entity: [clinical entity], type: [FAMILY / SELF / INDEX / CONDITION / EVENT / SIDE / AGE / NEG / AMOUNT / EMPORAL];

#### 5.38.2 Task: NorSynthClinical-RE

This task is to extract the following types of relations from the clinical records: "Holder", "Modifier", "Related\_to", "Subset", "Partner".

**Task type:** Event Extraction

**Instruction:** Given the clinical text of a patient in Norwegian, extract the following types of relations from the clinical records:

- "Holder": Relations between a "CONDITION" or "EVENT" entity and its holder, a "FAMILY" or "SELF" or "INDEX" entity.
- "Modifier": Relations hold between modifier entities and clinical entities.
- "Related\_to": Relations specify relations between family members and always hold between "FAMILY" entities.
- "Subset": Relations specify relations between family members, where one is a subset of the other.
- "Partner": Relations specify relations between entities of the "FAMILY" type, used to identify couples that are able to provide offspring.

Below are the definitions of the entity types mentioned above: - "FAMILY": Used to describes various family members.

- "SELF": Used to refer to the patient.
- "INDEX": Used to designate the property of being the index patient or proband.
- "CONDITION": Used to describe a range of clinical conditions such as diseases, diagnoses, various types of mutations, test results, treatments, and vital state.
- "EVENT": Used to describe clinical events.

Return your answer in the following format. DO NOT GIVE ANY EXPLANATION:

entity\_1: ..., entity\_2: ..., relation: ...;

...

entity\_1: ..., entity\_2: ..., relation: ...;

The optional list for "relation" is ["Holder", "Modifier", "Related\_to", "Subset", "Partner"].

**Input:** [Clinical text of a patient]

**Output:** entity\_1: [clinical entity 1], entity\_2: [clinical entity 2], relation: [Holder / Modifier / Related\_to / Subset / Partner];

## 5.39 NUBES

The NUBES dataset<sup>43</sup> is a Spanish dataset designed for negation and uncertainty detection in clinical texts. It includes 29,682 sentences and 518,068 tokens, compiled from anonymized health records provided by a Spanish private hospital. The dataset contains excerpts from various clinical sections, such as Chief Complaint, Present Illness, and Diagnostic Tests, covering a wide range of medical contexts. Annotations were performed using the BRAT tool by a team of linguists and a medical expert, following guidelines adapted from the IULA-SCRC corpus.

- **Language:** Spanish
- **Clinical Stage:** Research
- **Sourced Clinical Document Type:** General EHR Note
- **Clinical Specialty:** General
- **Application Method:** [Link of NUBES Dataset](#)

### 5.39.1 Task: NUBES

This task is to extract the negation and uncertainty cues and scope.

**Task type:** Event Extraction

**Instruction:** Given the clinical text of a patient in Spanish, extract the following types of entities from the clinical text:

- "NegSynMarker": Syntactic negation cue.
- "NegLexMarker": Lexical negation cue.
- "NegMorMarker": Morphological negation cue.
- "UncertSynMarker": Syntactic uncertainty cue.
- "UncertLexMarker": Lexical uncertainty cue.

Then, for each extracted entity, extract the scope that the entity affects.

Return your answer in the following format. DO NOT GIVE ANY EXPLANATION:

entity: ..., type: ..., scope: ...;

...

entity: ..., type: ..., scope: ...;

The optional list for "type" is ["NegSynMarker", "NegLexMarker", "NegMorMarker", "UncertSynMarker", "UncertLexMarker"].

**Input:** [Clinical text of a patient]

**Output:** entity: [clinical entity], type: [NegSynMarker / NegLexMarker / NegMorMarker / UncertSynMarker / UncertLexMarker], scope: [scope of the negation cue];

## 5.40 MTS-Dialog-MEDIQA-2023

The MTS-Dialog-MEDIQA-2023 dataset<sup>44</sup> is an English dataset designed for automatic summarization of doctor-patient conversations into clinical notes. It includes 1,701 simulated dialogue-note pairs, comprising 15,969 dialogue turns and 5,870 summary sentences, created from de-identified clinical notes sourced from the public MTSamples collection. The dataset contains synthetic medical dialogues reflecting six specialties, generated by trained annotators with medical backgrounds using detailed annotation guidelines. Annotations were validated through a rigorous quality control process involving rubric-based manual review and corrections.

- **Language:** English
- **Clinical Stage:** Initial Assessment
- **Sourced Clinical Document Type:** Consultation Record
- **Clinical Specialty:** General
- **Application Method:** [Link of MTS-Dialog-MEDIQA-2023 Dataset](#)

### 5.40.1 Task: MEDIQA 2023-chat-A

This task involves summarizing various clinical sections based on the dialogue between a doctor and a patient. The clinical sections to be summarized include: fam/sochx [FAMILY HISTORY/SOCIAL HISTORY], genhx [HISTORY OF PRESENT ILLNESS], pastmedicalhx [PAST MEDICAL HISTORY], cc [CHIEF COMPLAINT], pastsurgical [PAST SURGICAL HISTORY], allergy, ros [REVIEW OF SYSTEMS], medications, assessment, exam, diagnosis, disposition, plan, edcourse [EMERGENCY DEPARTMENT COURSE], immunizations, imaging, gynhx [GYNECOLOGIC HISTORY], procedures, other\_history, and labs.

**Task type:** Summarization

**Instruction:** Given the clinical conversation between a doctor and a patient, summarize the clinical section based on the conversation.

Return your answer in the following format. DO NOT GIVE ANY EXPLANATION:

summary: ...

**Input:** [Clinical conversation between a doctor and a patient]

**Output:** summary: [summary of the specific clinical section]

### 5.40.2 Task: MEDIQA 2023-sum-A

This task is to classify the topic of the conversation between a doctor and a patient into one of the following categories: "family history/social history", "history of patient illness", "past medical history", "chief complaint", "past surgical history", "allergy", "review of systems", "medications", "assessment", "exam", "diagnosis", "disposition", "plan", "emergency department course", "immunizations", "imaging", "gynecologic history", "procedures", "other history", "labs".

**Task type:** Text Classification

**Instruction:** Given the clinical conversation between a doctor and a patient, determine the topic of the conversation.

Return your answer in the following format. DO NOT GIVE ANY EXPLANATION:

topic: label

The optional list for "label" is ["family history/social history", "history of patient illness", "past medical history", "chief complaint", "past surgical history", "allergy", "review of systems", "medications", "assessment", "exam", "diagnosis", "disposition", "plan", "emergency department course", "immunizations", "imaging", "gynecologic history", "procedures", "other history", "labs"].

**Input:** [Clinical conversation between a doctor and a patient]

**Output:** topic: [family history/social history / history of patient illness / past medical history / chief complaint / past surgical history / allergy / review of systems / medications / assessment / exam / diagnosis / disposition / plan / emergency department course / immunizations / imaging / gynecologic history / procedures / other history / labs]

### 5.40.3 Task: MEDIQA 2023-sum-B

This task has the same description as "MTS-Dialog-MEDIQA-2023-chat-task-A". The only difference between the two tasks is the test set.

This task involves summarizing various clinical sections based on the dialogue between a doctor and a patient. The clinical sections to be summarized include: fam/sochx [FAMILY HISTORY/SOCIAL HISTORY], genhx [HISTORY OF PRESENT ILLNESS], pastmedicalhx [PAST MEDICAL HISTORY], cc [CHIEF COMPLAINT], pastsurgical [PAST SURGICAL HISTORY], allergy, ros [REVIEW OF SYSTEMS], medications, assessment, exam, diagnosis, disposition, plan, edcourse [EMERGENCY DEPARTMENT COURSE], immunizations, imaging, gynhx [GYNECOLOGIC HISTORY], procedures, other\_history, and labs.

**Task type:** Summarization

**Instruction:** Given the clinical conversation between a doctor and a patient, summarize the clinical section based on the conversation.

Return your answer in the following format. DO NOT GIVE ANY EXPLANATION:

summary: ...

**Input:** [Clinical conversation between a doctor and a patient]

**Output:** summary: [summary of the specific clinical section]

## 5.41 RuMedDaNet

The RuMedDaNet dataset<sup>45</sup> is a Russian language dataset designed for medical question answering. It includes 1,564 records compiled from diverse medical domains such as therapeutic medicine, physiology, anatomy, pharmacology, and biochemistry. The dataset contains medical-related context passages paired with yes/no questions, aiming to assess a model's understanding of domain-specific knowledge. Questions were manually created by assessors based on open-source medical texts to avoid template-like structures. Annotations were performed by human assessors to ensure balanced positive and negative responses, adhering to ethical standards of medical data handling.

- **Language:** Russian

- **Clinical Stage:** Triage and Referral
- **Sourced Clinical Document Type:** General EHR Note
- **Clinical Specialty:** General
- **Application Method:** [Link of RuMedDaNet Dataset](#)

#### 5.41.1 Task: RuMedDaNet

This task is to answer the clinical question with either "yes" or "no" based on the clinical text.

**Task type:** *Natural Language Inference*

**Instruction:** *Given the clinical text labeled as "Context" and the clinical question labeled as "Question" in Russian, answer the clinical question with either "yes" or "no". Return your answer in the following format. DO NOT GIVE ANY EXPLANATION: answer: label The optional list for "label" is ["yes", "no"].*

**Input:** *Context: [Clinical context]*

*Question: [Clinical question]*

**Output:** *answer: [yes / no]*

#### 5.42 CHIP-CDN

The CHIP-CDN dataset<sup>13</sup> is sourced from diagnostic text of Chinese EHRs. It focuses on clinical terminology normalization by mapping original diagnostic expressions to standardized ICD codes through manual annotation. CHIP-CDN was one of the shared tasks in the CHIP-2021 challenges and is included in the CBLUE benchmark<sup>14</sup>. We adapted the CBLUE version for downstream task construction.

- **Language:** Chinese
- **Clinical Stage:** Discharge and Administration
- **Sourced Clinical Document Type:** General EHR Note
- **Clinical Specialty:** General
- **Application Method:** [Link of CHIP-CDN Dataset](#)

#### 5.42.1 Task: CBLUE-CDN

This task is to normalize diagnostic terms in Chinese EHRs by mapping them to standard ICD codes (text).

**Task type:** *Normalization and Coding*

**Instruction:** *Given the original diagnostic text from electronic healthcare records in Chinese, normalize them to the corresponding standard diagnostic terms. Specifically, use the names of standardized terms from the 《国际疾病分类 ICD-10 北京临床版v601》, covering diagnosis, surgery, medication, examination, laboratory testing, and symptoms. There may be multiple appropriate normalized terms for the original diagnostic text. Assuming the number of normalized terms is N, return the names of N normalized terms in the output.*

*Return your answer in the following format. DO NOT GIVE ANY EXPLANATION:*

*Normalized terms: label 1, label 2, ..., label N*

*The optional list for "label" is the names of normalized terms (not code) from the 《国际疾病分类 ICD-10 北京临床版v601》, covering diagnosis, surgery, medication, examination, laboratory testing, and symptoms.*

**Input:** *[Diagnostic terms from EHRs]*

**Output:** *Normalized terms: [normalized ICD code]*

### 5.43 CHIP-CTC

The CHIP-CTC dataset<sup>46</sup> is derived from clinical trial documents and aims to identify matching clinical trial eligibility criteria. Clinical trials require screening appropriate participants, which involves retrieving and matching patient cases against predefined inclusion and exclusion criteria. CHIP-CTC was one of the shared tasks in the CHIP-2019 challenges and is included in the CBLUE benchmark<sup>14</sup>. We adapted the CBLUE version for downstream task construction.

- **Language:** Chinese
- **Clinical Stage:** Research
- **Sourced Clinical Document Type:** General EHR Note
- **Clinical Specialty:** General
- **Application Method:** [Link of CHIP-CTC Dataset](#)

#### 5.43.1 Task: CHIP-CTC

This task is to determine whether a given clinical case matches specific inclusion or exclusion criteria from a clinical trial.

**Task type:** Text Classification

**Instruction:** Given the clinical text in Chinese, identify the clinical trial criterion that this text meets.

Return your answer in the following format. DO NOT GIVE ANY EXPLANATION:

clinical trial criterion: label

The optional list for "label" is ["疾病", "症状-患者感受", "体征-医生检测", "怀孕相关", "肿瘤进展", "疾病分期", "过敏耐受", "器官组织状态", "预期寿命", "口腔相关", "药物", "治疗或手术", "设备", "护理", "诊断", "实验室检查", "风险评估", "受体状态", "年龄", "特殊病人特征", "读写能力", "性别", "教育情况", "居住情况", "种族", "知情同意", "参与其它试验", "研究者决定", "能力", "伦理审查", "依存性", "成瘾行为", "睡眠", "锻炼", "饮食", "酒精使用", "性取向", "吸烟状况", "献血", "病例来源", "残疾群体", "健康群体", "数据可及性"].

**Input:** [Clinical text]

**Output:** clinical trial criterion: [疾病 / 症状-患者感受 / 体征-医生检测 / 怀孕相关 / 肿瘤进展 / 疾病分期 / 过敏耐受 / 器官组织状态 / 预期寿命 / 口腔相关 / 药物 / 治疗或手术 / 设备 / 护理 / 诊断 / 实验室检查 / 风险评估 / 受体状态 / 年龄 / 特殊病人特征 / 读写能力 / 性别 / 教育情况 / 居住情况 / 种族 / 知情同意 / 参与其它试验 / 研究者决定 / 能力 / 伦理审查 / 依存性 / 成瘾行为 / 睡眠 / 锻炼 / 饮食 / 酒精使用 / 性取向 / 吸烟状况 / 献血 / 病例来源 / 残疾群体 / 健康群体 / 数据可及性]

### 5.44 CHIP-MDCFNPC

The CHIP-MDCFNPC (Medical Dialog Clinical Findings Negative and Positive Classification) dataset<sup>13</sup> is sourced from Chinese doctor-patient dialogues of online medical consultations. To objectively and comprehensively describe a patient's condition, this dataset uses the concept of clinical findings—specifically focusing on the classification of these findings as positive or negative, indicating the presence or absence of a specific condition. The definitions of positivity and negativity are generally derived from the patient's subjective complaint and the physician's diagnostic assessment. The annotation process follows the SOAP (Subjective, Objective, Assessment, Plan) framework, a widely adopted problem-oriented medical documentation method. The positive/negative classification is primarily applied to entities identified in the Subjective (S) and Assessment (A) sections. The preprocessing pipeline includes SOAP section alignment, named entity recognition in the S and A sections, and subsequent polarity labeling. This task was part of the CHIP-2021 shared tasks and is included in the CBLUE benchmark<sup>14</sup>. We adapted the CBLUE version for downstream task construction.

- **Language:** Chinese

- **Clinical Stage:** Initial Assessment
- **Sourced Clinical Document Type:** Consultation Record
- **Clinical Specialty:** General
- **Application Method:** [Link of CHIP-MDCFNPC Dataset](#)

#### 5.44.1 Task: CHIP-MDCFNPC

This task is to identify clinical findings and determine their presence status (positive or negative) from doctor–patient dialogue history.

**Task type:** Event Extraction

**Instruction:** Given the medical consultation in Chinese, extract the clinical findings mentioned by the patient and doctors and identify their status based on the dialogue, including:

- "阳性": 已有症状疾病等相关，医生诊断（包含多个诊断结论），以及假设未来可能发生的疾病等，如：“如果不治疗的话，大概率会引起A疾病”，“A疾病”标注为阳性；
- "阴性": 未患有的疾病症状相关；
- "其他": 未知的标注其他，一般指用户没有回答、不知道或者回答不明确/模棱两可不好推断的情况。
- "不标注": 无实际意义的不标注，一般是医生的解释说的是一般知识，和病人当前的状态条件独立不具有标注意义，及有些检查项带疾病名称的，识别的疾病（乙肝五项/乙肝抗体），药品名中出现的“疾病”不标注。

Return your answer in the following format. DO NOT GIVE ANY EXPLANATION:

findings: ..., status: ...;

...

findings: ..., status: ...;

The optional list for "status" is ["阳性", "阴性", "其他", "不标注"].

**Input:** [A utterance from medical consultation]

**Output:** findings: [findings mention], status: [阳性 / 阴性 / 其他 / 不标注]; ... findings: [findings mention], status: [阳性 / 阴性 / 其他 / 不标注];

#### 5.45 MedDG

The MedDG dataset<sup>47</sup> contains doctor–patient dialogues collected from Chinese online medical consultation platforms. It covers 12 gastrointestinal diseases and includes over 17,000 dialogues and 380,000 utterances. As an entity-centric dataset, the physicians identified and formalized 160 types medical entities through a systematic annotaton. Each dialogue is annotated with entities across five major categories—diseases, symptoms, severity, examinations, and medications. This dataset is included in the CBLUE benchmark<sup>14</sup>, and we adapted the CBLUE version for downstream task construction.

- **Language:** Chinese
- **Clinical Stage:** Triage and Referral
- **Sourced Clinical Document Type:** Consultation Record
- **Clinical Specialty:** Gastroenterology
- **Application Method:** [Link of MedDG Dataset](#)

#### 5.45.1 Task: MedDG

This task is to generate the doctor’s response based on the provided dialogue history of a medical consultation.

**Task type:** Question Answering

**Instruction:** Given the medical consultation in Chinese, generate the next response of the doctor based on the dialogue context.

Return your answer in the following format. DO NOT GIVE ANY EXPLANATION:

医生: ...

**Input:** [Dialogue history of medical consultation]

**Output:** 医生: [generated response from doctor's perspective]

## 5.46 n2c2 2014 - Heart Disease Challenge

The n2c2 2014 - Heart Disease Challenge dataset<sup>48</sup> is an English dataset designed for risk factor identification and temporal classification. It includes 1304 longitudinal medical records from 296 diabetic patients, compiled and de-identified for the 2014 i2b2/UTHealth NLP shared task. The dataset contains narrative clinical records, covering a wide range of heart disease risk factors such as hypertension, hyperlipidemia, obesity, smoking, family history of CAD, diabetes, and coronary artery disease (CAD). Annotations were performed using the Multi-purpose Annotation Environment (MAE) by a group of seven medical professionals, adhering to light annotation guidelines developed specifically for this task.

- **Language:** English
- **Clinical Stage:** Initial Assessment (Task "n2c2 2014-Medication" has clinical stage "Treatment and Intervention")
- **Sourced Clinical Document Type:** General EHR Note
- **Clinical Specialty:** Cardiology, Endocrinology
- **Application Method:** [Link of n2c2 2014 - Heart Disease Challenge Dataset](#)

### 5.46.1 Task: n2c2 2014-Diabetes

This task is to extract the indicators that are related to Diabetes based on the clinical document of a patient and classify each extracted indicator into two types of categories.

**Task type:** Event Extraction

**Instruction:** Given the clinical document of a patient.

Firstly, extract the indicators that are related to Diabetes.

Secondly, classify each extracted indicator into one of the following categories (denoted as category 1):

- "mention": A diagnosis of Type 1 or Type 2 diabetes, or a mention of a preexisting diagnosis.
- "high A1c": An A1c test value of over 6.5.
- "high glucose": 2 fasting blood glucose measurements of over 126.

Finally, for each extracted indicator, classify it into one of the following categories (denoted as category 2):

- "before DCT": This attribute value is used to indicate that the indicator can only be stated to be present prior to the date of the record.
- "during DCT": This attribute value is used to indicate that a risk factor indicator occurred the day of the date on the record.
- "after DCT": This attribute value is used to indicate that the risk factor indicator applies to the days after the date of the record. Return your answer in the following format. DO NOT GIVE ANY EXPLANATION:

indicator: ..., category\_1: ..., category\_2: ...;

...

indicator: ..., category\_1: ..., category\_2: ...;

The optional list for "category\_1" is ["mention", "high A1c", "high glucose"]. The optional list for "category\_2" is ["before DCT", "during DCT", "after DCT"].

**Input:** [Clinical document of a patient]

**Output:** *indicator: [indicators related to Diabetes], category\_1: [mention / high A1c / high glucose], category\_2: [before DCT / during DCT / after DCT];*

#### 5.46.2 Task: n2c2 2014-CAD

This task is to extract the indicators that are related to Coronary Artery Disease (CAD) based on the clinical document of a patient and classify each extracted indicator into two types of categories.

**Task type:** *Event Extraction*

**Instruction:** *Given the clinical document of a patient.*

*Firstly, extract the indicators that are related to Coronary Artery Disease (CAD).*

*Secondly, classify each extracted indicator into one of the following categories (denoted as category 1):*

- "mention": A diagnosis of CAD, or a mention of a history of CAD.*
- "event": MI, STEMI, NSTEMI OR revascularization procedures (bypass surgery, CABG, percutaneous) OR cardiac arrest OR ischemic cardiomyopathy.*
- "test": Exercise or pharmacologic stress test showing ischemia OR abnormal cardiac catheterization showing coronary stenoses (narrowing).*
- "symptom": Chest pain consistent with angina.*

*Finally, for each extracted indicator, classify it into one of the following categories (denoted as category 2):*

- "before DCT": This attribute value is used to indicate that the indicator can only be stated to be present prior to the date of the record.*
- "during DCT": This attribute value is used to indicate that a risk factor indicator occurred the day of the date on the record.*
- "after DCT": This attribute value is used to indicate that the risk factor indicator applies to the days after the date of the record. Return your answer in the following format. DO NOT GIVE ANY EXPLANATION:*

*indicator: ..., category\_1: ..., category\_2: ...;*

*...*

*indicator: ..., category\_1: ..., category\_2: ...;*

*The optional list for "category\_1" is ["mention", "event", "test", "symptom"].*

*The optional list for "category\_2" is ["before DCT", "during DCT", "after DCT"].*

**Input:** *[Clinical document of a patient]*

**Output:** *indicator: [indicators related to Diabetes], category\_1: [mention / event / test / symptom], category\_2: [before DCT / during DCT / after DCT];*

#### 5.46.3 Task: n2c2 2014-Hyperlipidemia

This task is to extract the indicators that are related to Hyperlipidemia/Hypercholesterolemia based on the clinical document of a patient and classify each extracted indicator into two types of categories.

**Task type:** *Event Extraction*

**Instruction:** *Given the clinical document of a patient.*

*Firstly, extract the indicators that are related to Hyperlipidemia/Hypercholesterolemia.*

*Secondly, classify each extracted indicator into one of the following categories (denoted as category 1):*

- "mention": A diagnosis of Hyperlipidemia or Hypercholesterolemia or a mention of the patient already having that condition.*
- "high cholesterol": Total cholesterol of over 240.*
- "high LDL": LDL measurement of over 100 mg/dL.*

*Finally, for each extracted indicator, classify it into one of the following categories (denoted as category 2):*

- "before DCT": This attribute value is used to indicate that the indicator can only be stated to be present*

prior to the date of the record.

- "during DCT": This attribute value is used to indicate that a risk factor indicator occurred the day of the date on the record.

- "after DCT": This attribute value is used to indicate that the risk factor indicator applies to the days after the date of the record. Return your answer in the following format. DO NOT GIVE ANY EXPLANATION:  
indicator: ..., category\_1: ..., category\_2: ...;

...

indicator: ..., category\_1: ..., category\_2: ...;

The optional list for "category\_1" is ["mention", "high cholesterol", "high LDL"].

The optional list for "category\_2" is ["before DCT", "during DCT", "after DCT"].

**Input:** [Clinical document of a patient]

**Output:** indicator: [indicators related to Diabetes], category\_1: [mention / high cholesterol / high LDL], category\_2: [before DCT / during DCT / after DCT];

#### 5.46.4 Task: n2c2 2014-Hypertension

This task is to extract the indicators that are related to Hypertension based on the clinical document of a patient and classify each extracted indicator into two types of categories.

**Task type:** Event Extraction

**Instruction:** Given the clinical document of a patient.

Firstly, extract the indicators that are related to Hypertension.

Secondly, classify each extracted indicator into one of the following categories (denoted as category 1):

- "mention": A diagnosis of Hypertension or a mention of a pre-existing condition.

- "high blood pressure": Blood pressure measurement of over 140/90 mm/hg (if either value is high, the patient has hypertension).

Finally, for each extracted indicator, classify it into one of the following categories (denoted as category 2):

- "before DCT": This attribute value is used to indicate that the indicator can only be stated to be present prior to the date of the record.

- "during DCT": This attribute value is used to indicate that a risk factor indicator occurred the day of the date on the record.

- "after DCT": This attribute value is used to indicate that the risk factor indicator applies to the days after the date of the record.

Return your answer in the following format. DO NOT GIVE ANY EXPLANATION:

indicator: ..., category\_1: ..., category\_2: ...;

...

indicator: ..., category\_1: ..., category\_2: ...;

The optional list for "category\_1" is ["mention", "high blood pressure"].

The optional list for "category\_2" is ["before DCT", "during DCT", "after DCT"].

**Input:** [Clinical document of a patient]

**Output:** indicator: [indicators related to Diabetes], category\_1: [mention / high blood pressure], category\_2: [before DCT / during DCT / after DCT];

#### 5.46.5 Task: n2c2 2014-Medication

This task is to extract the indicators that are related to Medication based on the clinical document of a patient and classify each extracted indicator into one of the three categories.

**Task type:** Event Extraction

**Instruction:** Given the clinical document of a patient, extract the indicators that are related to Medication. Then, for each extracted indicator, classify it into one of the following categories:

- "before DCT": This attribute value is used to indicate that the indicator can only be stated to be present prior to the date of the record.
- "during DCT": This attribute value is used to indicate that a risk factor indicator occurred the day of the date on the record.
- "after DCT": This attribute value is used to indicate that the risk factor indicator applies to the days after the date of the record.

Return your answer in the following format. DO NOT GIVE ANY EXPLANATION:

indicator: ..., category: ...;

...

indicator: ..., category: ...;

The optional list for "category" is ["before DCT", "during DCT", "after DCT"].

**Input:** [Clinical document of a patient]

**Output:** indicator: [indicators related to Diabetes], category: [before DCT / during DCT / after DCT];

## 5.47 CAS

The CAS dataset<sup>49</sup> was derived from French clinical case reports and contains 20,363 sentences and over 397,000 word occurrences. Each sentence is annotated with Concept Unique Identifiers (CUIs) corresponding to French terms in the UMLS, along with negation and uncertainty markers. The annotated corpus was used in the DEFT shared tasks in 2019 and 2020. Based on its annotations, we constructed two downstream tasks.

- **Language:** French
- **Clinical Stage:** Discharge and Administration
- **Sourced Clinical Document Type:** Case Report
- **Clinical Specialty:** General
- **Application Method:** [Link of CAS Dataset](#)

### 5.47.1 Task: CAS-label

This task is to extract patient age, gender, and clinical outcome from French clinical case reports.

**Task type:** Event Extraction

**Instruction:** Given the clinical case report in French, extract the following medical information:

- "age": l'âge de la personne dont le cas est décrit, au moment du dernier élément clinique rapporté dans le cas clinique, normalisé sous la forme d'un entier (soit 0 pour un nourrisson de moins d'un an, 1 pour un enfant de moins de deux ans, y compris un an et demi, 20 pour un patient d'une vingtaine d'années, etc.).
- "genre": le genre de la personne dont le cas est décrit, parmi deux valeurs normalisées : féminin, masculin (il n'existe aucun cas de dysgénésie ou d'hermaphrodisme dans le corpus). si le genre n'est pas mentionné, retournez "None".
- "issue": l'issue parmi cinq valeurs possibles: (1) guérison (le problème clinique décrit dans le cas a été traité et la personne est guérie), (2) amélioration (l'état clinique est amélioré sans qu'on ne puisse conclure à une guérison), (3) stable (soit l'état clinique reste stationnaire, soit il est impossible de déterminer entre amélioration et détérioration), (4) détérioration (l'état clinique se dégrade), ou (5) décès (lorsque le décès concerne directement le cas clinique décrit). si le problème n'est pas mentionné, retournez "None".

Return your answer in the following format. DO NOT GIVE ANY EXPLANATION:

age: ..., genre: ..., issue: ...

The optional list for "genre" is ["féminin", "masculin", "None"].

The optional list for "issue" is ["guérison", "amélioration", "stable", "détérioration", "décès", "None"].

**Input:** [A clinical case report]

**Output:** age: [age mention], genre: [féminin / masculin / None], issue: [guérison / amélioration / stable / détérioration / décès / None]

### 5.47.2 Task: CAS-evidence

This task is to extract evidences of information about gender, etiology, and clinical outcome from French clinical case reports.

**Task type:** Summarization

**Instruction:** Given the clinical care report in French, extract the evidence of the following medical information from the original text:

- "genre": le genre de la personne dont le cas est décrit, parmi deux valeurs normalisées : féminin, masculin (il n'existe aucun cas de dysgénésie ou d'hermaphrodisme dans le corpus).

- "origine": l'origine (motif de la consultation ou de l'hospitalisation) pour le dernier événement clinique ayant motivé la consultation. Cette catégorie intègre généralement les pathologies, signes et symptômes (par exemple, "une tuméfaction lombaire droite, fébrile avec frissons" ou "un contexte d'asthénie et d'altération de l'état général"), plus rarement les circonstances d'un accident ("une chute de 12 mètres, par déféstration, avec réception ventrale", "un AVP moto" ou "pense avoir été violée"). Le suivi clinique se trouve dans la continuité d'événements précédents. Il ne constitue pas un motif de consultation.

- "issue": l'issue parmi cinq valeurs possibles: (1) guérison (le problème clinique décrit dans le cas a été traité et la personne est guérie), (2) amélioration (l'état clinique est amélioré sans qu'on ne puisse conclure à une guérison), (3) stable (soit l'état clinique reste stationnaire, soit il est impossible de déterminer entre amélioration et détérioration), (4) détérioration (l'état clinique se dégrade), ou (5) décès (lorsque le décès concerne directement le cas clinique décrit).

Return your answer in the following format. DO NOT GIVE ANY EXPLANATION:

evidence of genre: ...;

evidence of origine: ...;

evidence of issue: ...;

The optional evidence of "genre" is the word or shot phrase that indicates the genre of the person; The optional evidence of "origine" and "issue" is the sentence or shot paragraph that indicates the origine and issue of the person, respectively. If the evidence is not mentioned, return "None".

**Input:** [A clinical case report]

**Output:** evidence of genre: patient;

evidence of origine: None;

evidence of issue: None;

### 5.48 RuMedNLI

The RuMedNLI dataset<sup>45</sup> is a Russian language dataset designed for natural language inference in the clinical domain. It includes 14,049 records compiled through translation and manual correction of the English MedNLI dataset. The dataset contains pairs of clinical sentences—premise and hypothesis—annotated with one of three labels: entailment, contradiction, or neutral. Annotations were generated by clinicians and translated into Russian using two automatic translation systems, followed by human post-editing to ensure domain accuracy, including adaptation of medical abbreviations and measurement units.

- **Language:** Russian

- **Clinical Stage:** Research
- **Sourced Clinical Document Type:** General EHR Note
- **Clinical Specialty:** Critical Care
- **Application Method:** [Link of RuMedNLI Dataset](#)

#### 5.48.1 Task: RuMedNLI-NLI

This task is to classify the inference relation between the premise-hypothesis statements pair into one of the three classes: "entailment", "contradiction", or "neutral".

**Task type:** *Natural Language Inference*

**Instruction:** *Given the premise-hypothesis statements pair labeled as "Premise statement" and "Hypothesis statement" in Russian, classify the inference relation between two statements into one of the three classes: "entailment", "contradiction", or "neutral".*

*Return your answer in the following format. DO NOT GIVE ANY EXPLANATION:*

*relation: label*

*The optional list for "label" is ["entailment", "contradiction", "neutral"].*

**Input:** *Premise statement: [Premise statement context]*

*Hypothesis statement: [Hypothesis statement context]*

**Output:** *relation: [entailment / contradiction / neutral]*

#### 5.49 RuDReC

The RuDReC dataset<sup>45</sup> is a Russian language dataset designed for named entity recognition tasks in the pharmaceutical domain. It includes 2,587 annotated reviews compiled from the Russian drug review platform Otszovik. The dataset contains user-generated reviews about pharmaceutical products, covering aspects such as drug effectiveness, adverse drug reactions, and indications. Annotations were performed using a rule-based system and verified by domain experts, adhering to a scheme that identifies drug-related entities.

- **Language:** Russian
- **Clinical Stage:** Treatment and Intervention
- **Sourced Clinical Document Type:** Consultation Record
- **Clinical Specialty:** Pharmacology
- **Application Method:** [Link of RuDReC Dataset](#)

#### 5.49.1 Task: RuDReC-NER

This task is to extract the following types of entities from the clinical text: "Adverse Drug Reaction", "Drugclass", "Finding", "Drugform", "Drugname", "Drug Interaction".

**Task type:** *Named Entity Recognition*

**Instruction:** *Given the clinical text of a patient in Russian, extract the following types of entities from the clinical text: "Adverse Drug Reaction", "Drugclass", "Finding", "Drugform", "Drugname", "Drug Interaction".*

*Return your answer in the following format. DO NOT GIVE ANY EXPLANATION:*

*entity: ..., type: ...;*

*...*

*entity: ..., type: ...;*

*The optional list for "type" is ["Adverse Drug Reaction", "Drugclass", "Finding", "Drugform", "Drugname", "Drug Interaction"].*

**Input:** *[Clinical text of a patient]*

**Output:** *entity: [clinical entity], type: [Adverse Drug Reaction / Drugclass / Finding / Drugform / Drugname / Drug Interaction];*

## 5.50 NorSynthClinical-PHI

The NorSynthClinical-PHI dataset<sup>50</sup> is a Norwegian dataset designed for Protected Health Information (PHI) de-identification. It includes 8,270 tokens and 409 annotated PHI instances, compiled by extending the NorSynthClinical synthetic clinical corpus. The dataset contains synthetic clinical text focusing on family history related to cardiac disease. Annotations were performed using Named Entity Tagging by two native Norwegian speakers, following guidelines adapted from previous de-identification research.

- **Language:** Norwegian
- **Clinical Stage:** Research
- **Sourced Clinical Document Type:** General EHR Note
- **Clinical Specialty:** Cardiology
- **Application Method:** [Link of NorSynthClinical-PHI Dataset](#)

### 5.50.1 Task: NorSynthClinical-PHI

This task is to extract the following types of entities from the clinical records: "First\_Name", "Last\_Name", "Age", "Health\_Care\_Unit", "Phone\_Number", "Social\_Security\_Number", "Date\_Full", "Date\_Part", "Location".

**Task type:** *Named Entity Recognition*

**Instruction:** *Given the clinical text of a patient in Norwegian, extract the following types of entities from the clinical records:*

- *"First\_Name": An individual's first name.*
- *"Last\_Name": An individual's last name, including double last names and middle names that could be considered a last name. Any academic title (such as Dr.) should not be included.*
- *"Age": Any age written with numbers, letters, or a mixture of both.*
- *"Health\_Care\_Unit": All healthcare institutions where health care is provided (hospitals, healthcare centers, nursing homes, etc.) and their clinical units (emergency department, neuroclinic, department of medical genetics, etc.). Even abbreviations and other unofficial institution names should be included.*
- *"Social\_Security\_Number ": A person's social security number.*
- *"Phone\_Number": A phone number. Any mentioned country codes should also be included.*
- *"Date\_Full": Including the combination of date, month, and year, written with numbers, letters, or a mixture of both.*
- *"Date\_Part": Including one or two of the instances date, month, and year, written with numbers, letters, or a mixture of both. Does not include weekdays, week numbers, or seasons.*
- *"Location": Any geographical location, including countries, cities, towns, post codes, addresses, etc.*

*Return your answer in the following format. DO NOT GIVE ANY EXPLANATION:*

*entity: ..., type: ...;*

*...*

*entity: ..., type: ...;*

*The optional list for "type" is ["First\_Name", "Last\_Name", "Age", "Health\_Care\_Unit", "Social\_Security\_Number", "Phone\_Number", "Date\_Full", "Date\_Part", "Location"].*

**Input:** *[Clinical text of a patient]*

**Output:** *entity: [clinical entity], type: [First\_Name / Last\_Name / Age / Health\_Care\_Unit / Social\_Security\_Number / Phone\_Number / Date\_Full / Date\_Part / Location];*

## 5.51 RuCCoN

RuCCoN<sup>51</sup> is a Russian-language dataset designed for clinical concept normalization. It comprises medical histories from more than 60 patients at the Scientific Center of Children's Health, focusing on allergic and pulmonary disorders. The dataset includes deidentified discharge summaries, radiology, echocardiography, and ultrasound diagnostic reports, as well as recommendations and other physician records. RuCCoN contains more than 16,028 entity mentions, manually mapped to 2,409 unique concepts from the Russian-language section of UMLS.

- **Language:** Russian
- **Clinical Stage:** Treatment and Intervention
- **Sourced Clinical Document Type:** General EHR Note
- **Clinical Specialty:** Pulmonology
- **Application Method:** [Link of RuCCoN Dataset](#)

### 5.51.1 Task: RuCCoN

The objective of this task is to extract all clinical entities from the text and identify their corresponding type as one of the following categories: Disease, Symptom, Drug, Treatment, Body location, Severity, or Course.

**Task type:** Named Entity Recognition

**Instruction:** Given the clinical text of a patient in Russian, extract the following types of entities from the clinical text:

- "Disease": A definite pathologic process with a characteristic set of signs and symptoms.
- "Symptom": Subjective evidence of disease perceived by the patient.
- "Drug": A drug product that contains one or more active and/or inactive ingredients; it is intended to treat, prevent or alleviate the symptoms of disease.
- "Treatment": Procedures concerned with the remedial treatment or prevention of diseases.
- "Body location": Named locations of or within the body.
- "Severity": The intensity of a specific adverse event evaluated based on the magnitude of clinical signs, symptoms and findings.
- "Course": The course a disease typically takes from its onset, progression in time, and eventual resolution or death of the affected individual.

Return your answer in the following format. DO NOT GIVE ANY EXPLANATION:

entity: ..., type: ...;

...

entity: ..., type: ...;

The optional list for "type" is ["Disease", "Symptom", "Drug", "Treatment", "Body location", "Severity", "Course"].

**Input:** [Clinical text of a patient Russian]

**Output:** entity: [clinical entity], type: [Disease / Symptom / Drug / Treatment / Body location / Severity / Course]

## 5.52 CLISTER

The CLISTER corpus<sup>52</sup> is a French Semantic Textual Similarity (STS) dataset comprising 1,000 sentence pairs from the clinical domain, each manually annotated with similarity scores. The clinical cases were sourced from CAS<sup>53</sup>, a French corpus containing clinical case descriptions that encompass a variety of clinical information, including medical history, treatments, and follow-ups. Each pair of sentences was given a similarity score between 0 and 5, with 0 indicating no similarity and 5 indicating the highest level of similarity.

- **Language:** French
- **Clinical Stage:** Research

- **Sourced Clinical Document Type:** Case Report
- **Clinical Specialty:** General
- **Application Method:** [Link of CLISTER Dataset](#)

### 5.52.1 Task: CLISTER

This task is to capture semantic textual similarity between French sentence pairs sourced from clinical cases.

**Task type:** *Semantic Similarity*

**Instruction:** *Given the following two clinical sentences that are labeled as "Sentence A" and "Sentence B" in French, decide the similarity of the two sentences. Specifically, analyze the potential similarity, including: Surface similarity: concerns the structural similarity. This similarity is based on grammatical words or words that are not related to the domain. Two sentences that have a surface similarity can be syntactically close but semantically distant. Semantic similarity: concerns medical concepts. The closer the concepts are to one another, the higher the similarity. These concepts can refer to medications, diseases, procedures, and others. Clinical compatibility: going further into the semantics, clinical compatibility is an assessment of whether sentences in a pair can refer to the same clinical case.*

*Then, assign a similarity score to the sentence pair based on the following scale:*

- "0": *For sentence pairs with only surface similarity, such as words non-specific to the medical domain or stop-words.*
- "1": *For sentence pairs with only surface similarity, concerning at most one medical entity.*
- "2": *For sentence pairs containing medical concepts with low semantic similarity, but no clinical compatibility. Typically, sentences in a pair can concern a disease, a procedure, or a drug.*
- "3": *For sentence pairs with semantic similarity on several medical concepts making them partially clinically compatible.*
- "4": *For sentence pairs with high semantic similarity and clinical compatibility. One sentence may contain more information than the other may, and vice-versa.*
- "5": *For sentence pairs with high semantic similarity and full clinical compatibility. The sentences have globally the same meaning, while one may be more specific than the other.*

*Return your answer in the following format. DO NOT GIVE ANY EXPLANATION:*

*similarity score: score*

*The optional list for "score" is ["0", "1", "2", "3", "4", "5"].*

**Input:** *[Clinical sentence pair in French]*

**Output:** *similarity score: [0 / 1 / 2 / 3 / 4 / 5]*

### 5.53 BRONCO150

BRONCO150<sup>54</sup> is a corpus containing 150 German discharge summaries from cancer patients diagnosed with hepatocellular carcinoma or melanoma, treated at Charite Universitaetsmedizin Berlin or Universitaetsklinikum Tuebingen. The corpus consists of 11,434 sentences and 89,942 tokens, with 11,124 annotations for medical entities and 3,118 annotations for related attributes. It is annotated with labels for diagnosis (ICD10), treatment (OPS), and medication (ATC), and the data is normalized to these terminologies. The corpus is provided in five splits (randomSentSet1-5) in both XML and CONLL formats. Annotation followed a structured, quality-controlled process involving two groups of medical experts to ensure consistency and high-quality annotations.

- **Language:** German
- **Clinical Stage:** Treatment and Intervention
- **Sourced Clinical Document Type:** Discharge Summary
- **Clinical Specialty:** Oncology
- **Application Method:** [Link of BRONCO150 Dataset](#)

### 5.53.1 Task: BRONCO150-NER&Status

The objective of this task is to extract all clinical entities from a cancer patient's discharge summary, classify their type, and identify their corresponding normalized terms.

**Task type:** Event Extraction

**Instruction:** Given the following sentences from a discharge summary of a cancer patient (hepatocellular carcinoma or melanoma) in German, extract the medical entities with their types and identify their corresponding normalized terms.

- "diagnosis": A diagnosis is a disease, a symptom, or a medical observation that can be matched with the German Modification of the International Classification of Diseases-10 (ICD-10-GM: [https://www.bfarm.de/DE/Kodiersysteme/Klassifikationen/ICD/ICD-10-GM/\\_node.html](https://www.bfarm.de/DE/Kodiersysteme/Klassifikationen/ICD/ICD-10-GM/_node.html)).
- "treatment": A treatment is a diagnostic procedure, an operation, or a systemic cancer treatment that can be found in the Operationen und Prozedurenschlüssen (OPS: [https://www.bfarm.de/DE/Kodiersysteme/Klassifikationen/OPS-ICHI/OPS/\\_node.html](https://www.bfarm.de/DE/Kodiersysteme/Klassifikationen/OPS-ICHI/OPS/_node.html)).
- "medication": A medication names a pharmaceutical substance or a drug that can be related to the Anatomical Therapeutic Chemical Classification System (ATC: [https://www.bfarm.de/DE/Kodiersysteme/Klassifikationen/ATC/\\_node.html](https://www.bfarm.de/DE/Kodiersysteme/Klassifikationen/ATC/_node.html)).

Return your answer in the following format. DO NOT GIVE ANY EXPLANATION:

entity: ..., type: ..., normalized terms: ...;

...

entity: ..., type: ..., normalized terms: ...;

The optional list for "type" is ["diagnosis", "treatment", "medication"].

The normalized terms should be the corresponding text of normalized terms from the ICD-10-GM, OPS, or ATC classification systems.

**Input:** [Discharge summary of cancer patient in German]

**Output:** entity: [clinical entity], type: [diagnosis / treatment / medication], normalized terms: [ICD-10-GM / OPS / ATC normalized term]

### 5.54 CARDIO:DE

The CARDIO:DE<sup>55</sup> dataset is a German clinical corpus containing 500 routine doctor's letters from Heidelberg University, representing a diverse range of cases from a tertiary care cardiovascular center during 2020 and 2021. The corpus includes 311 in-patient, 172 out-patient, and 17 cardiac emergency room letters, offering a comprehensive collection of clinical documentation. The dataset comprises a total of 993,143 tokens, with approximately 31,952 unique tokens. It is randomly divided into two subsets: CARDIO:DE400, which contains 400 documents with 805,617 tokens and 114,348 annotations, and CARDIO:DE100, which includes 100 documents, 187,526 tokens, and 26,784 annotations.

- **Language:** German
- **Clinical Stage:** Treatment and Intervention
- **Sourced Clinical Document Type:** General EHR Note
- **Clinical Specialty:** Cardiology
- **Application Method:** [Link of CARDIO:DE Dataset](#)

#### 5.54.1 Task: CARDIO-DE

The objective of this task is to extract the following types of entities from clinical documents related to the cardiovascular domain: "ACTIVEING", "DRUG", "DURATION", "FORM", "FREQUENCY", and "STRENGTH".

**Task type:** *Named Entity Recognition*

**Instruction:** *Given the following clinical document related to the cardiovascular domain in German, extract the following types of entities from the clinical text:*

- "ACTIVEING": *The primary ingredient in the medication responsible for its therapeutic effect.*
- "DRUG": *The name of the medication, including brand or generic name.*
- "DURATION": *The length of time the medication is to be taken.*
- "FORM": *The physical form of the medication, such as tablet, capsule, or liquid.*
- "FREQUENCY": *How often the medication should be taken within a specific time period.*
- "STRENGTH": *The concentration or dosage of the active ingredient in the medication.*

*Return your answer in the following format. DO NOT GIVE ANY EXPLANATION:*

*entity: ..., type: ...;*

*...*

*entity: ..., type: ...;*

*The optional list for "type" is ["ACTIVEING", "DRUG", "DURATION", "FORM", "FREQUENCY", "STRENGTH"].*

**Input:** *[Doctor's letter from the cardiology department in German]*

**Output:** *entity: [clinical entity], type: [ACTIVEING / DRUG / DURATION / FORM / FREQUENCY / STRENGTH]*

## 5.55 GraSSCo\_PHI

GraSSCo\_PHI<sup>56</sup> is a synthetic clinical dataset made up of carefully designed fictional discharge summaries. It comprises 63 clinical documents, containing approximately 5,000 sentences and over 43,000 tokens. The dataset features a nearly equal gender distribution, with about two-thirds of the cases involving hospitalized in-patients, and it covers a broad spectrum of medical specialties, including ophthalmology, oncology, and orthopedics. More than 1,400 instances of Protected Health Information (PHI) were automatically annotated using the Averbis Health Discovery (AHD) pipeline<sup>57</sup>. These annotations were then reviewed and refined by two trained annotators via the INCEpTION platform, who corrected any missed or misidentified PHI to improve annotation accuracy.

- **Language:** German
- **Clinical Stage:** Research
- **Sourced Clinical Document Type:** Discharge Summary, Case Report
- **Clinical Specialty:** General
- **Application Method:** [Link of GraSSCo\\_PHI Dataset](#)

### 5.55.1 Task: GraSSCo PHI

The objective of this task is to extract all instances of Protected Health Information (PHI) from the synthetic patient discharge summaries and identify their corresponding PHI type.

**Task type:** *Named Entity Recognition*

**Instruction:** *Given the clinical summaries of a patient in German, extract the following types of entities from the clinical text:*

- "LOCATION\_COUNTRY": *Country name or reference*
- "NAME\_DOCTOR": *Name of a medical professional*
- "AGE": *Numeric representation of a person's age*
- "CONTACT\_FAX": *Fax number for communication*
- "LOCATION\_ZIP": *Postal or ZIP code*
- "LOCATION\_ORGANIZATION": *Name of an organization or institution*

- "CONTACT\_PHONE": Phone number for communication
- "DATE": Calendar date
- "LOCATION\_CITY": Name of a city
- "CONTACT\_EMAIL": Email address
- "NAME\_PATIENT": Name of a patient
- "LOCATION\_HOSPITAL": Name of a hospital or medical facility
- "PROFESSION": Job title or occupation
- "NAME\_TITLE": Honorific or title before a name
- "NAME\_USERNAME": Username for online identification
- "ID": Identification number or code
- "NAME\_RELATIVE": Name of a family member
- "NAME\_EXT": Name suffix, extension, or additional identifier
- "LOCATION\_STREET": Street address or name

Return your answer in the following format. Do not output entities whose types do not exist in the clinical text. DO NOT GIVE ANY EXPLANATION:

entity: ..., type: ...;

...

entity: ..., type: ...;

The optional list for "type" is ["LOCATION\_COUNTRY", "NAME\_DOCTOR", "AGE", "CONTACT\_FAX", "LOCATION\_ZIP", "LOCATION\_ORGANIZATION", "CONTACT\_PHONE", "DATE", "LOCATION\_CITY", "CONTACT\_EMAIL", "NAME\_PATIENT", "LOCATION\_HOSPITAL", "PROFESSION", "NAME\_TITLE", "NAME\_USERNAME", "ID", "NAME\_RELATIVE", "NAME\_EXT", "LOCATION\_STREET"]

**Input:** [Synthetic discharge summary of a patient in German]

**Output:** entity: [clinical entity], type: [LOCATION\_COUNTRY / NAME\_DOCTOR / AGE / CONTACT\_FAX / LOCATION\_ZIP / LOCATION\_ORGANIZATION / CONTACT\_PHONE / DATE / LOCATION\_CITY / CONTACT\_EMAIL / NAME\_PATIENT / LOCATION\_HOSPITAL / PROFESSION / NAME\_TITLE / NAME\_USERNAME / ID / NAME\_RELATIVE / NAME\_EXT / LOCATION\_STREET]

## 5.56 IFMIR

The IFMIR corpus<sup>58</sup> comprises 58,658 machine-annotated Japanese incident reports sourced from the Japan Council for Quality Health (JQ). These reports capture a range of medication-related incidents, such as incorrect administration, missed doses, and overdoses (<https://www.med-safe.jp/index.html>). The dataset includes 478,175 named entities and features three annotation types: medication entities, entity relations, and intention/factuality<sup>59</sup>. To validate the annotations, a random sample of 40 incident reports was manually reviewed.

- **Language:** Japanese
- **Clinical Stage:** Treatment and Intervention
- **Sourced Clinical Document Type:** Case Report
- **Clinical Specialty:** Pharmacology
- **Application Method:** [Link of IFMIR Dataset](#)

### 5.56.1 Task: IFMIR-Incident type

The objective of this task is to identify and classify the types of incidents documented in the incident reports, recognizing that a single report may involve multiple incident types. The classification includes the following categories: "Wrong Drug", "Wrong Form", "Wrong Mode", "Wrong Strength amount", "Wrong Strength rate", "Wrong Strength concentration", "Wrong Timing", "Wrong Date", "Wrong Duration", "Wrong Frequency", "Wrong Dosage", "Wrong Route", "Others".

**Task type:** Text Classification

**Instruction:** Given the medical incident report in Japanese, determine what type of incident occurred. One report might contain more than one incident type. The incident types and their definitions are as follows:

- "Wrong Drug": Wrong drug occurs when inappropriate medication or IV fluid is prescribed, dispensed, prepared or administered. Wrong drug applies when the intended drug and the actual drug are different. A generic substitution is not considered as a wrong drug.
- "Wrong Form": Wrong form occurs when the wrong form of drug is ordered, dispensed or administered.
- "Wrong Mode": Wrong mode occurs when the wrong mode of a medication is ordered, dispensed or administered.
- "Wrong Strength amount": Wrong amount is defined as a dose of medication or volume of IV fluid over or under the intended amount, taking into account the patient's age, weight, renal and liver function.
- "Wrong Strength rate": Wrong rate is defined as a rate, e.g., IV rate, being slower or faster than intended.
- "Wrong Strength concentration": Wrong concentration is defined as the concentration of a medication being higher or lower than intended. Concentration is also closely related to amount and rate; most cases of 'Wrong Strength concentration' co-occur with 'Wrong Strength rate' or 'Wrong Strength amount'. A wrong concentration might be reported as a wrong amount.
- "Wrong Timing": Timing-related errors are defined as administration too early or too late, relative to the time designated by the healthcare facility. There are three scenarios associated with wrong timing: No 'omission' or 'extra drug' results from wrong timing, 'omission' results from wrong timing, or 'extra drug' results from wrong timing.
- "Wrong Date": Wrong date refers to the medication being administered for a different date compared to the intended date.
- "Wrong Duration": Wrong duration refers to the medication being administered for a longer or shorter period than intended.
- "Wrong Frequency": A wrong frequency occurs when the prescribed or administered frequency of delivery for a drug or an IV rate falls outside of the recommended range or planned number. If the frequency is larger, it is often also labeled as an extra drug. If the frequency is smaller, then 'omission' is applicable. Wrong timing is also relevant in such cases.
- "Wrong Dosage": Patients may be subject to excessive or insufficient amounts of a drug.
- "Wrong Route": Wrong route occurs when a medication is prescribed or administered via an incorrect route of administration, e.g., a drug that creates strong vascular irritation and should be given via the central line is administered via the peripheral line.
- "Others": Other errors that are not covered by the current scope of the previous annotations, e.g., procedural errors such as forgetting to fill out a questionnaire before administering a vaccine to a patient. For errors that are out of the scope of the above or the free text inputs does not present any error, the incident type is registered as 'Others'.

Assuming the number of incident types is N, return the N recognized incident types in the output.

Return your answer in the following format. **DO NOT GIVE ANY EXPLANATION:** incident type: type 1, type 2, ..., type N

The optional list for "type" is ["Wrong Drug", "Wrong Form", "Wrong Mode", "Wrong Strength amount", "Wrong Strength rate", "Wrong Strength concentration", "Wrong Timing", "Wrong Date", "Wrong Duration", "Wrong Frequency", "Wrong Dosage", "Wrong Route", "Others"].

**Input:** [Incident report in Japanese]

**Output:** incident type: [Wrong Drug / Wrong Form / Wrong Mode / Wrong Strength amount / Wrong Strength rate / Wrong Strength concentration / Wrong Timing / Wrong Date / Wrong Duration / Wrong Frequency / Wrong Dosage / Wrong Route / Others]

### 5.56.2 Task: IFMIR-NER

The objective of this task is to extract the following entity types from the Japanese incident reports: "Strength concentration", "Frequency", "Date", "Drug", "Dosage", "Strength rate", "Drug form", "Duration", "Strength amount", "Drug mode", "Route", "Timing".

**Task type:** Named Entity Recognition

**Instruction:** Given the following medical incident report in Japanese, extract the following types of entities from the medical text.

- "Strength concentration": Concentration is defined as diluted medication concentration with nominator and denominator or presented as percentage or IV fluid concentration.
- "Frequency": Frequency is defined as how many times a drug is given per unit of time.
- "Date": Date is defined as a time unit including a date and time unit longer than one day.
- "Drug": The intended to deliver or actual delivered drug name, or entities described as drugs.
- "Dosage": Dosage is defined as the number of units (e.g., tables, bottles, ampules) given to the patient as a single dose.
- "Strength rate": Rate typically represents one measure against another quantity or measure.
- "Drug form": The form of a drug (e.g., tablet, subcutaneous injection).
- "Duration": Duration is defined as the period during which a drug is administered to the patient.
- "Strength amount": The amount is defined as medication dose or IV fluid volume.
- "Drug mode": The mode is a drug mode of action that is associated with pharmacologic action.
- "Route": Route is defined as the route of drug administration to the patient, which may include the infusion sites, routes and pumps.
- "Timing": Timing is defined as a scheduled administration time that is predefined as time interval.

Return your answer in the following format. DO NOT GIVE ANY EXPLANATION:

entity: ..., type: ...;

...

entity: ..., type: ...;

The optional list for "type" is ["Strength concentration", "Frequency", "Date", "Drug", "Dosage", "Strength rate", "Drug form", "Duration", "Strength amount", "Drug mode", "Route", "Timing"].

**Input:** [Incident report in Japanese]

**Output:** entity: [clinical entity], type: [Strength concentration / Frequency / Date / Drug / Dosage / Strength rate / Drug form / Duration / Strength amount / Drug mode / Route / Timing]

### 5.56.3 Task: IFMIR - NER&factuality

The objective of this task is to extract the following entity types from Japanese incident reports: "Strength Concentration," "Frequency," "Date," "Drug," "Dosage," "Strength Rate," "Drug Form," "Duration," "Strength Amount," "Drug Mode," "Route," and "Timing." Additionally, this task requires determining the intention and factuality of the incident. Intention refers to whether the medication was intended to be administered, while factuality indicates whether the medication was actually administered.

**Task type:** Event Extraction

**Instruction:** Given the following medical incident report in Japanese, extract the medical entities with their corresponding types and intention and factuality information. Specifically, need to extract all the following information for each entity:

1. Entity types:

- "Strength concentration": Concentration is defined as diluted medication concentration with nominator and denominator or presented as percentage or IV fluid concentration.

- "Frequency": Frequency is defined as how many times a drug is given per unit of time.
- "Date": Date is defined as a time unit including a date and time unit longer than one day.
- "Drug": The intended to deliver or actual delivered drug name, or entities described as drugs.
- "Dosage": Dosage is defined as the number of units (e.g., tables, bottles, ampules) given to the patient as a single dose.
- "Strength rate": Rate typically represents one measure against another quantity or measure.
- "Drug form": The form of a drug (e.g., tablet, subcutaneous injection). - "Duration": Duration is defined as the period during which a drug is administered to the patient.
- "Strength amount": The amount is defined as medication dose or IV fluid volume.
- "Drug mode": The mode is a drug mode of action that is associated with pharmacodynamic action.
- "Route": Route is defined as the route of drug administration to the patient, which may include the infusion sites, routes and pumps.
- "Timing": Timing is defined as a scheduled administration time that is predefined as time interval.

## 2. Intention / factuality information:

- "IA": Intended & Actual. The entity was intended to be given and was actually given. This indicates no error has occurred as to this entity.
- "IN": Intended & Not-actual. The entity was intended to be given but actually was not given. This indicates the intended medication was not delivered.
- "NA": Not-intended & Actual. The entity was not intended to be given but actually was. This indicates the not intended medication was mistakenly delivered.

Return your answer in the following format. DO NOT GIVE ANY EXPLANATION:

entity: ..., type: ..., intention: ...;

...

entity: ..., type: ..., intention: ...;

The optional list for "type" is ["Strength concentration", "Frequency", "Date", "Drug", "Dosage", "Strength rate", "Drug form", "Duration", "Strength amount", "Drug mode", "Route", "Timing"].

The optional list for "intention" is ["IA", "IN", "NA"].

**Input:** [Incident report in Japanese]

**Output:** entity: [clinical entity], type: [Strength concentration / Frequency / Date / Drug / Dosage / Strength rate / Drug form / Duration / Strength amount / Drug mode / Route / Timing], intention: [IA / IN / NA]

## 5.57 iCorpus

iCorpus<sup>60</sup> is a Japanese-language dataset created from publicly accessible case reports sourced via J-STAGE, a Japanese platform for academic publications. The dataset contains text extracted from the case sections of reports that mention intractable diseases recognized by the Japanese Ministry of Health, Labor, and Welfare. iCorpus includes 179 case reports (across 183 files), representing 102 out of the 333 officially designated intractable diseases. Annotations were carried out using Brat ([https://github.com/aih-uth/brat\\_entity\\_linking](https://github.com/aih-uth/brat_entity_linking)), an open-source annotation tool<sup>61</sup>. The annotation guidelines were developed, refined, and validated by experts in medical informatics.

- **Language:** Japanese
- **Clinical Stage:** Treatment and Intervention
- **Sourced Clinical Document Type:** Case Report
- **Clinical Specialty:** General
- **Application Method:** [Link of iCorpus Dataset](#)

### 5.57.1 Task: iCorpus

The objective of this task is to extract the following types of entities from the case reports: "age", "sex", "smoking", "drinking", "state", "body", "tissue", "item", "clinical test", "PN", "judge", "quantity evaluation", "quantity progress", "quality evaluation", "quality progress", "value", "unit", "time", or "time span".

**Task type:** Named Entity Recognition

**Instruction:** Given the clinical report of a patient in Japanese, extract the following types of entities from the clinical text:

- "age": 年齢を示す表現, 例: 63歳, 56歳, 1歳6か月, 高校生.
- "sex": 性別を示す表現, 例: 男性, 女性, 男児, 女児.
- "smoking": 喫煙に関する表現, 例: 喫煙, タバコ, 喫煙歴, 禁煙.
- "drinking": 飲酒に関する表現, 例: 飲酒, アルコール, 飲酒歴, 禁酒.
- "state": 患者の状態全般を示す表現. いわゆる, 病名, 症状 (患者の訴え), 所見 (観察結果) などを含む, 例: 吐き気, 萎縮症, 糖尿病, 口渇.
- "body": 人体部位. 特定の部位を示す表現, 例: 頭, 胃, 肝, 手足, 眼瞼結膜.
- "tissue": 人体組織. 人体各所で繰り返し出現するもの, 例: 筋, 筋肉, 粘膜, 細胞, 繊維.
- "item": 患者の状態を表すために参照される項目, 例: 血糖, 血糖値, HbA1c, 食欲.
- "clinical test": 臨床検査に関する表現. *item* との違いは計測法を含むか否か, 例: 神経学的検査, 徒手筋力検査.
- "PN": 患者の状態が, ある (Positive), ない (Negative), わからない (None) ことを示す表現, 例: で、認め, 示す, 認めるなし, 認めず, ではなく, なく不明であった, 詳細不明.
- "judge": 医療者により, 患者の状態がある (Positive), あることが疑われる (Suspicious), 将来あるかもしれない (Future), ない (Negative), 不明 (None) であることが判断されたことを示す表現, 例: 診断された, 考えられた, 疑われた, 可能性も考え否定的, 明らかではなかった確定診断に至らなかった.
- "quantity evaluation": 数値への評価. 高い (High), 正常 (Normal) 低い (Low), 例: 上昇, 異常高値, 増加, 正常, 基準値, 保たれて低下, 減少, 減弱.
- "quantity progress": 数値の変化. 上昇 (Increase) 変化なし (NoChange) 低下 (Decrease).
- "quality evaluation": 数値以外の状態の程度を質的に示す表現. 主に疾患の重症度を示す 軽度 (Mild) 中等度 (Moderate) 重度・高度 (Severe), 例: 軽度, 軽い, わずか, やや中等度, 中度, 中等症強い, 著名, 著しい, 重度.
- "quality progress": 数値以外の状態の時間的な変化を質的に示す表現. 出現 (Start) 悪化 (Worsen), 持続 (NoChange), 改善 (Improve), 軽快 (Recover), 例: 出現した, なった, きたした悪化, 増悪, 進行, 顕在化持続, 保たれて, 変わらず改善, 軽快, 回復落ち着き, 復帰, 軽快, 回復.
- "value": 検査値など、身体や検体を測定し得られる数値, 例: 7.5, 20, 1, 5, 165.0.
- "unit": 数値との組で表される単位, 例: mg/日, 行, cm, kg/m2.
- "time": 時間軸上における特定位置の時点や区間を示す表現, 例: 約10年前, その後直後.
- "time span": 時間軸上の位置を問わず時間幅を示す表現, 例: 1日, 長時間, 2カ月間.

Return your answer in the following format. DO NOT GIVE ANY EXPLANATION:

entity: ..., type: ...;

...

entity: ..., type: ...;

The optional list for "type" is ["age", "sex", "smoking", "drinking", "state", "body", "tissue", "item", "clinical test", "PN", "judge", "quantity evaluation", "quantity progress", "quality evaluation", "quality progress", "value", "unit", "time", "time span"].

**Input:** [Clinical report of patient in Japanese]

**Output:** entity: [clinical entity], type: [age / sex / smoking / drinking / state / body / tissue / item / clinical test / PN / judge / quantity evaluation / quantity progress / quality evaluation / quality progress / value / unit / time / time span]

### 5.58 icliniq-10k

The icliniq-10k dataset<sup>62</sup> contains real English conversations between patients and doctors collected from online medical consultation platforms. It includes 7,231 records, each consisting of a patient's healthcare inquiry and the corresponding doctor's response.

- **Language:** English
- **Clinical Stage:** Triage and Referral
- **Sourced Clinical Document Type:** Consultation Record
- **Clinical Specialty:** General
- **Application Method:** [Link of icliniq-10k Dataset](#)

#### 5.58.1 Task: icliniq-10k

This task is to generate the doctor's response based on the provided dialogue history of a medical consultation.

**Task type:** *Question Answering*

**Instruction:** *Given the following question from a patient, generate the doctor's response based on the dialogue context. Return your answer in the following format. DO NOT GIVE ANY EXPLANATION:*  
*doctor: ...*

**Input:** *[Clinical query from patient ]*

**Output:** *doctor: [generated response from doctor's perspective]*

### 5.59 HealthCareMagic-100k

The HealthCareMagic-100k dataset<sup>62</sup> consists of real English conversations between patients and doctors collected from an online medical consultation platform. It contains 111,996 records, each comprising a healthcare inquiry from the patient and the doctor's corresponding reply.

- **Language:** English
- **Clinical Stage:** Triage and Referral
- **Sourced Clinical Document Type:** Consultation Record
- **Clinical Specialty:** General
- **Application Method:** [Link of HealthCareMagic-100k Dataset](#)

#### 5.59.1 Task: HealthCareMagic-100k

This task is to generate the doctor's response based on the provided dialogue history of a medical consultation.

**Task type:** *Question Answering*

**Instruction:** *Given the following question from a patient, generate the doctor's response based on the dialogue context. Return your answer in the following format. DO NOT GIVE ANY EXPLANATION:*  
*doctor: ...*

**Input:** *[Clinical query from patient ]*

**Output:** *doctor: [generated response from doctor's perspective]*

## References

1. Xu, R., Wang, Z., Fan, R.-Z. & Liu, P. Benchmarking benchmark leakage in large language models. *arXiv preprint arXiv:2404.18824* (2024).
2. Xie, Q. *et al.* Medical foundation large language models for comprehensive text analysis and beyond. *npj Digit. Medicine* **8**, 141 (2025).
3. Hager, P. *et al.* Evaluation and mitigation of the limitations of large language models in clinical decision-making. *Nat. medicine* **30**, 2613–2622 (2024).
4. van Aken, B. *et al.* Clinical outcome prediction from admission notes using self-supervised knowledge integration. In *Proceedings of the 16th Conference of the European Chapter of the Association for Computational Linguistics: Main Volume*, 881–893, DOI: [10.18653/v1/2021.eacl-main.75](https://doi.org/10.18653/v1/2021.eacl-main.75) (Association for Computational Linguistics, Online, 2021).
5. Aali, A. *et al.* A dataset and benchmark for hospital course summarization with adapted large language models. *J. Am. Med. Informatics Assoc.* **32**, 470–479 (2025).
6. Wang, B. *et al.* Direct: Diagnostic reasoning for clinical notes via large language models. In *Advances in Neural Information Processing Systems*, vol. 37, 74999–75011 (2024).
7. Gurulingappa, H. *et al.* Development of a benchmark corpus to support the automatic extraction of drug-related adverse effects from medical case reports. *J. biomedical informatics* **45**, 885–892 (2012).
8. Carrino, C. P. *et al.* Pretrained biomedical language models for clinical NLP in Spanish. In Demner-Fushman, D., Cohen, K. B., Ananiadou, S. & Tsujii, J. (eds.) *Proceedings of the 21st Workshop on Biomedical Language Processing*, 193–199, DOI: [10.18653/v1/2022.bionlp-1.19](https://doi.org/10.18653/v1/2022.bionlp-1.19) (Association for Computational Linguistics, Dublin, Ireland, 2022).
9. Kim, C., Zhu, V., Obeid, J. & Lenert, L. Natural language processing and machine learning algorithm to identify brain mri reports with acute ischemic stroke. *PloS one* **14**, e0212778 (2019).
10. Consoli, B. S., dos Santos, H. D. P., Ulbrich, A. H. D., Vieira, R. & Bordini, R. H. Brateca (brazilian tertiary care dataset): a clinical information dataset for the portuguese language. In *Proceedings of the 13th Conference on Language Resources and Evaluation (LREC 2022), Marseille, 20-25 June, 2022, França.* (2022).
11. Miranda-Escalada, A., Farré, E. & Krallinger, M. Named entity recognition, concept normalization and clinical coding: Overview of the cantemist track for cancer text mining in spanish, corpus, guidelines, methods and results. *IberLEF@ SEPLN* 303–323 (2020).
12. Chizhikova, M. *et al.* Cares: a corpus for classification of spanish radiological reports. *Comput. Biol. Medicine* **154**, 106581 (2023).
13. Zhang, N. *et al.* CBLUE: A Chinese biomedical language understanding evaluation benchmark. In Muresan, S., Nakov, P. & Villavicencio, A. (eds.) *Proceedings of the 60th Annual Meeting of the Association for Computational Linguistics (Volume 1: Long Papers)*, 7888–7915, DOI: [10.18653/v1/2022.acl-long.544](https://doi.org/10.18653/v1/2022.acl-long.544) (Association for Computational Linguistics, Dublin, Ireland, 2022).
14. Team, C. Chinese biomedical language understanding evaluation (2021).
15. Yang, Z. *et al.* Clinical assistant diagnosis for electronic medical record based on convolutional neural network. *Sci. reports* **8**, 6329 (2018).
16. Miranda-Escalada, A., Gonzalez-Agirre, A., Armengol-Estapé, J. & Krallinger, M. Overview of automatic clinical coding: annotations, guidelines, and solutions for non-english clinical cases at codiesp track of clef ehealth 2020. In *Working Notes of Conference and Labs of the Evaluation (CLEF) Forum. CEUR Workshop Proceedings* (2020).
17. Shivade, C., de Marneffe, M.-C., Fosler-Lussier, E. & Lai, A. M. Extending negex with kernel methods for negation detection in clinical text. In *Proceedings of the Second Workshop on Extra-Propositional Aspects of Meaning in Computational Semantics (ExProM 2015)*, 41–46 (2015).
18. Siordia-Millán, S. *et al.* Pneumonia and pulmonary thromboembolism classification using electronic health records. *Diagnostics* **12**, DOI: [10.3390/diagnostics12102536](https://doi.org/10.3390/diagnostics12102536) (2022).
19. Lopes, F., Teixeira, C. & Gonçalo Oliveira, H. Contributions to clinical named entity recognition in Portuguese.

- In *Proceedings of the 18th BioNLP Workshop and Shared Task*, 223–233 (Association for Computational Linguistics, Florence, Italy, 2019).
20. Mullenbach, J. *et al.* Clip: a dataset for extracting action items for physicians from hospital discharge notes. *arXiv preprint arXiv:2106.02524* (2021).
  21. Zhang, S. *et al.* Chinese medical question answer matching using end-to-end character-level multi-scale cnns. *Appl. Sci.* **7**, 767 (2017).
  22. Zhang, S., Zhang, X., Wang, H., Guo, L. & Liu, S. Multi-scale attentive interaction networks for chinese medical question answer selection. *IEEE Access* **6**, 74061–74071 (2018).
  23. He, Z. *et al.* Dialmed: A dataset for dialogue-based medication recommendation. *arXiv preprint arXiv:2203.07094* (2022).
  24. Pérez-Díez, I., Pérez-Moraga, R., López-Cerdán, A., Salinas-Serrano, J.-M. & la Iglesia-Vayá, M. d. De-identifying spanish medical texts-named entity recognition applied to radiology reports. *J. Biomed. Semant.* **12**, 1–13 (2021).
  25. Zhang, Y. *et al.* Mie: A medical information extractor towards medical dialogues. In *Proceedings of the 58th Annual Meeting of the Association for Computational Linguistics*, 6460–6469 (2020).
  26. Zhang, L., Yang, X., Li, S., Liao, T. & Pan, G. Answering medical questions in chinese using automatically mined knowledge and deep neural networks: an end-to-end solution. *BMC bioinformatics* **23**, 136 (2022).
  27. Roller, R. *et al.* An annotated corpus of textual explanations for clinical decision support. In *Proceedings of the Thirteenth Language Resources and Evaluation Conference*, 2317–2326 (2022).
  28. Osborne, J. D. *et al.* Identification of gout flares in chief complaint text using natural language processing. In *AMIA Annual Symposium Proceedings*, vol. 2020, 973 (2021).
  29. Uzuner, Ö., Luo, Y. & Szolovits, P. Evaluating the state-of-the-art in automatic de-identification. *J. Am. Med. Informatics Assoc.* **14**, 550–563 (2007).
  30. Patrick, J. & Li, M. High accuracy information extraction of medication information from clinical notes: 2009 i2b2 medication extraction challenge. *J. Am. Med. Informatics Assoc.* **17**, 524–527 (2010).
  31. Uzuner, Ö., South, B. R., Shen, S. & DuVall, S. L. 2010 i2b2/va challenge on concepts, assertions, and relations in clinical text. *J. Am. Med. Informatics Assoc.* **18**, 552–556 (2011).
  32. Stubbs, A., Kotfila, C. & Uzuner, Ö. Automated systems for the de-identification of longitudinal clinical narratives: Overview of 2014 i2b2/uthealth shared task track 1. *J. biomedical informatics* **58**, S11–S19 (2015).
  33. Chen, W. *et al.* A benchmark for automatic medical consultation system: frameworks, tasks and datasets. *Bioinformatics* **39**, btac817 (2023).
  34. Mutinda, F. W., Yada, S., Wakamiya, S. & Aramaki, E. Semantic textual similarity in japanese clinical domain texts using bert. *Methods Inf. Medicine* **60**, e56–e64 (2021).
  35. Marimon, M. *et al.* Automatic de-identification of medical texts in spanish: the meddocan track, corpus, guidelines, methods and evaluation of results. In *IberLEF@ SEPLN*, 618–638 (2019).
  36. Ben Abacha, A., Shivade, C. & Demner-Fushman, D. Overview of the MEDIQA 2019 shared task on textual inference, question entailment and question answering. In Demner-Fushman, D., Cohen, K. B., Ananiadou, S. & Tsujii, J. (eds.) *Proceedings of the 18th BioNLP Workshop and Shared Task*, 370–379, DOI: [10.18653/v1/W19-5039](https://doi.org/10.18653/v1/W19-5039) (Association for Computational Linguistics, Florence, Italy, 2019).
  37. Shivade, C. Mednli—a natural language inference dataset for the clinical domain. (*No Title*) (2017).
  38. Wang, Y. *et al.* Medsts: a resource for clinical semantic textual similarity. *Lang. Resour. Eval.* **54**, 57–72 (2020).
  39. Van Aken, B. *et al.* Clinical outcome prediction from admission notes using self-supervised knowledge integration. *arXiv preprint arXiv:2102.04110* (2021).
  40. Viani, N., Tissot, H., Bernardino, A. & Velupillai, S. Annotating temporal information in clinical notes for timeline reconstruction: Towards the definition of calendar expressions. In *SIGBIOMED WORKSHOP ON BIOMEDICAL NATURAL LANGUAGE PROCESSING (BIONLP 2019)*, vol. 18, 201–210 (Association for Computational Linguistics (ACL), 2019).
  41. Henry, S., Buchan, K., Filannino, M., Stubbs, A. & Uzuner, O. 2018 n2c2 shared task on adverse drug events and medication extraction in electronic health records. *J. Am. Med. Informatics Assoc.* **27**, 3–12 (2020).

42. Rama, T., Brekke, P., Nytrø, Ø. & Øvrelid, L. Iterative development of family history annotation guidelines using a synthetic corpus of clinical text. In *Proceedings of the Ninth International Workshop on Health Text Mining and Information Analysis*, 111–121 (2018).
43. Lima, S., Perez, N., Cuadros, M. & Rigau, G. Nubes: A corpus of negation and uncertainty in spanish clinical texts. *arXiv preprint arXiv:2004.01092* (2020).
44. Abacha, A. B., Yim, W.-w., Fan, Y. & Lin, T. An empirical study of clinical note generation from doctor-patient encounters. In *Proceedings of the 17th Conference of the European Chapter of the Association for Computational Linguistics*, 2291–2302 (2023).
45. Blinov, P., Reshetnikova, A., Nesterov, A., Zubkova, G. & Kokh, V. Rumedbench: a russian medical language understanding benchmark. In *International Conference on Artificial Intelligence in Medicine*, 383–392 (Springer, 2022).
46. Zong, H., Yang, J., Zhang, Z., Li, Z. & Zhang, X. Semantic categorization of chinese eligibility criteria in clinical trials using machine learning methods. *BMC Med. Informatics Decis. Mak.* **21**, 1–12 (2021).
47. Liu, W. *et al.* Meddgc: an entity-centric medical consultation dataset for entity-aware medical dialogue generation. In *CCF International Conference on Natural Language Processing and Chinese Computing*, 447–459 (Springer, 2022).
48. Stubbs, A. & Uzuner, Ö. Annotating risk factors for heart disease in clinical narratives for diabetic patients. *J. biomedical informatics* **58**, S78–S91 (2015).
49. Grabar, N., Claveau, V. & Dalloux, C. Cas: French corpus with clinical cases. In *LOUHI 2018-The Ninth International Workshop on Health Text Mining and Information Analysis*, 1–7 (2018).
50. Bråthen, S., Wie, W. & Dalianis, H. Creating and evaluating a synthetic norwegian clinical corpus for de-identification. In *Proceedings of the 23rd Nordic Conference on Computational Linguistics (NoDaLiDa)*, 222–230 (2021).
51. Nesterov, A. *et al.* Ruccon: clinical concept normalization in russian. In *Findings of the Association for Computational Linguistics: ACL 2022*, 239–245 (2022).
52. Hiebel, N., Ferret, O., Fort, K. & Névoul, A. Clister: A corpus for semantic textual similarity in french clinical narratives. In *LREC 2022-13th Language Resources and Evaluation Conference*, vol. 2022, 4306–4315 (European Language Resources Association, 2022).
53. Grabar, N., Dalloux, C. & Claveau, V. Cas: corpus of clinical cases in french. *J. Biomed. Semant.* **11**, 1–10 (2020).
54. Kittner, M. *et al.* Annotation and initial evaluation of a large annotated german oncological corpus. *JAMIA open* **4**, ooab025 (2021).
55. Richter-Pechanski, P. *et al.* A distributable german clinical corpus containing cardiovascular clinical routine doctor's letters. *Sci. Data* **10**, 207 (2023).
56. Modersohn, L., Schulz, S., Lohr, C. & Hahn, U. Grasco—the first publicly shareable, multiply-alienated german clinical text corpus. In *German Medical Data Sciences 2022—Future Medicine: More Precise, More Integrative, More Sustainable!*, 66–72 (IOS Press, 2022).
57. Lohr, C. *et al.* De-identifying grasco—a pilot study for the de-identification of the german medical text project (gemtex) corpus. In *German Medical Data Sciences 2024*, 171–179 (IOS Press, 2024).
58. Wong, Z. S., Waters, N., Liu, J. & Ushiro, S. A large dataset of annotated incident reports on medication errors. *Sci. Data* **11**, 260 (2024).
59. Zhang, H., Sasano, R., Takeda, K. & Wong, Z. S.-Y. Development of a medical incident report corpus with intention and factuality annotation. In *Proceedings of the Twelfth Language Resources and Evaluation Conference*, 4578–4584 (2020).
60. AI Health Research Group, U. o. T. icorpus (2024). Accessed: 2025-02-02.
61. Shinohara, E., Shibata, D. & Kawazoe, Y. Development of comprehensive annotation criteria for patients' states from clinical texts. *J. Biomed. Informatics* **134**, 104200 (2022).
62. Li, Y. *et al.* Chatdoctor: A medical chat model fine-tuned on a large language model meta-ai (llama) using medical domain knowledge. *Cureus* **15** (2023).