

On the Eligibility of LLMs for Counterfactual Reasoning: A Decompositional Study

Shuai Yang¹, Qi Yang², Luoxi Tang¹, Jeremy Blackburn¹, and Zhaohan Xi¹

¹Binghamton University, ²Shanghai University

¹{syang20, ltang24, jblackbu, zxi1}@binghamton.edu, ²yangqi_shu@shu.edu.cn

Abstract

Counterfactual reasoning has emerged as a crucial technique for generalizing the reasoning capabilities of large language models (LLMs). By generating and analyzing counterfactual scenarios, researchers can assess the adaptability and reliability of model decision-making. Although prior work has shown that LLMs often struggle with counterfactual reasoning, it remains unclear which factors most significantly impede their performance across different tasks and modalities. In this paper, we propose a decompositional strategy that breaks down the counterfactual generation from causality construction to the reasoning over counterfactual interventions. To support decompositional analysis, we investigate 11 datasets spanning diverse tasks, including natural language understanding, mathematics, programming, and vision-language tasks. Through extensive evaluations, we characterize LLM behavior across each decompositional stage and identify how modality type and intermediate reasoning influence performance. By establishing a structured framework for analyzing counterfactual reasoning, this work contributes to the development of more reliable LLM-based reasoning systems and informs future elicitation strategies.

1 Introduction

Large language models (LLMs) have exhibited remarkable proficiency across a diverse range of tasks, including natural language understanding [4, 18] and multimodal reasoning [12, 25, 39]. Despite these advancements, concerns persist regarding their reasoning and generalization capabilities. A particularly challenging aspect of model evaluation is **Counterfactual Reasoning**, i.e., the ability to adjust responses when presented with modified premises [29] (e.g., *What is the outcome in a hypothetical condition?*). Investigating the counterfactual reasoning of LLMs provides an interpretable step to understand their adaptability under hypothetical alterations to input conditions [7, 14].

Prior studies have demonstrated that LLMs often struggle with counterfactual reasoning and frequently fail to maintain logical consistency or adjust to context shifts [21, 27, 36]. While these works highlight notable performance gaps, they lack a standardized framework for systematically analyzing and understanding counterfactual behaviors in LLMs. Consequently, it remains unclear what factors most significantly impact LLM performance in counterfactual scenarios. Furthermore, counterfactual reasoning has often been evaluated in a direct and monolithic manner, primarily by introducing interventions and assessing model responses [21], without grounding the analysis in the underlying causal structure that gives rise to such interventions. This overlooks the foundational role of causal modeling. Specifically, the identification of causal variables and their dependencies are essential for understanding counterfactuals.

To address these gaps, we outline a **Decompositional Strategy** that breaks down the analysis of counterfactual reasoning. Our approach departs from prior work that focuses solely on counterfactual

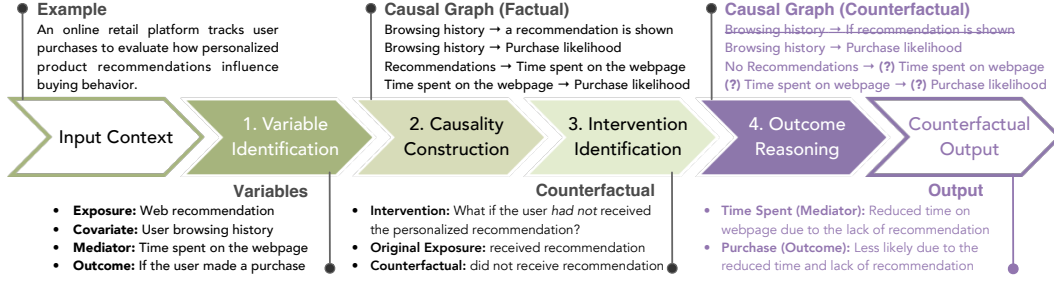


Figure 1: A workflow and illustrative example that decomposes LLM-based counterfactual reasoning into four stages: (1) identifying causal variables (e.g., *whether web recommendation is shown*), (2) constructing the causal graph (e.g., *browsing history \rightarrow a recommendation is shown*), (3) specifying the counterfactual intervention (e.g., *no recommendation shown*), and (4) reasoning about the counterfactual outcome (e.g., *less likely to purchase a product online*).

generation. Instead, we begin by examining the causal structure of factual conditions, which serves as the necessary foundation for valid counterfactual reasoning.

As illustrated in Figure 1, our methodology is outlined into four stages. First, we assess (i) whether LLMs can accurately identify the four variable groups critical to causal reasoning: Exposure, Covariate, Mediator, and Outcome. Next, we evaluate (ii) whether LLMs can correctly construct a corresponding causal graph in the form of a directed acyclic graph (DAG). Building on this causality modeling, we then study LLMs’ counterfactual reasoning abilities by evaluating (iii) whether they can identify the correct intervened variable (i.e., the Exposure), and (iv) whether they can accurately infer the counterfactual mediators and final outcomes by reasoning over the updated causal graph.

To support our decompositional study, we construct a benchmark by collecting and curating 11 counterfactual datasets across diverse tasks, including natural language understanding, mathematics, programming, and vision-language reasoning. We curate each dataset by extracting factual and counterfactual variables, identifying causal elements, and constructing corresponding causal graphs as reference structures for evaluation purpose. In experiments, we test the performance of leading LLMs across each decompositional stage to analyze their sufficiency in handling individual reasoning components. Based on the observed performance among these decomposed evaluations, we propose targeted improvements, such as integrating modality-specific function-calling interfaces within a tool-augmented learning paradigm, to address critical reasoning bottlenecks. Additionally, we evaluate the impact of different elicitation (prompting) strategies, including Chain-of-Thought (CoT) [37], Chain-of-Thought with Self-Consistency (CoT-SC) [35], and Tree-of-Thought (ToT) [40] reasoning. Collectively, our evaluations provide a solid step for understanding and enhancing LLMs in complex reasoning tasks and imaginative scenarios.

In summary, we make the following contributions:

- **Decompositional Framework**—We propose a decompositional strategy that spans from causal modeling to counterfactual reasoning, enabling a systematic evaluation of LLMs’ capabilities in understanding and performing counterfactual tasks.
- **Benchmark Construction**—We construct a comprehensive evaluation benchmark by curating causal structures and counterfactual instances across multiple domains. This benchmark standardizes decompositional evaluations and supports consistent analysis across tasks and modalities.
- **Evaluation and Improvement Strategy**—We evaluate leading LLMs under diverse tasks. By identifying LLMs’ capabilities in specific decompositional stage, we propose actionable strategies to improve LLMs’ counterfactual adaptability.

2 Related Work

Counterfactual Reasoning. A fundamental component of causal inference is to examine hypothetical scenarios, which addresses the question: *What would have occurred had a particular factor or*

decision differed? [29] This method facilitates causal analysis by comparing observed outcomes with those projected under alternative conditions. Empirical research has demonstrated the broad applicability of counterfactual reasoning across multiple domains, including healthcare, business, and fairness [11, 19, 9, 16, 17]. This stands in contrast to many contemporary AI systems, which predominantly rely on statistical correlations while lacking robust capacities for abstract reasoning and causal inference [15].

Counterfactual Reasoning in AI and NLP. Counterfactual reasoning has emerged as a powerful framework for enhancing model interpretability and causal understanding in AI and NLP. In medical AI, SyncTwin [30] proposed a counterfactual estimation framework that constructs synthetic patient data to predict potential outcomes under alternative treatments. In NLP, a Counterfactual Reasoning Model (CRM) [5] is developed using LLMs to generate contrastive samples, improving sentiment analysis and inference tasks. There are also order-faithfulness metrics [7] to evaluate causal explanations in black-box models. These contributions demonstrate the versatility of counterfactual methods in improving model transparency and reliability across domains.

LLMs and Elicitation. Recent advances have significantly enhanced LLMs’ reasoning capabilities through several elicitation (prompting) approaches. The introduction of Chain-of-Thought (CoT) prompting [37] and its extensions, the Self-Consistency CoT [35] and Tree-of-Thought (ToT) [40], have enabled more structured and reliable multi-step reasoning. Complementing these prompting techniques, reinforcement learning approaches using reward models [22] have further improved reasoning quality through fine-grained supervision. These innovations collectively represent a paradigm shift from simple pattern recognition to deliberate, verifiable reasoning in LLMs.

3 Methodology: Decomposing Counterfactual Reasoning

This section presents our methodology for decomposing counterfactual reasoning. We begin by introducing foundational concepts in causality and counterfactual reasoning (Section 3.1). Subsequently, we detail the evaluation tasks used to assess models (Section 3.2) and our corresponding construction of benchmarks over multimodal datasets (Section 3.3).

3.1 Preliminary: From Causality to Counterfactual Reasoning

Causality. Causality depicts the dependencies about how one variable influences another, i.e., the underlying causal effects. There are four types of variables commonly used in causal analysis: exposure, covariate, mediator, and outcome. Specifically: (1) *Exposure* (or treatment, intervention, denoted X) refers to the action or condition imposed on a system; (2) *Outcome* (Y) denotes the resulting response or effect influenced by the exposure; (3) *Covariate* (Z) are pre-treatment variables that may influence both X and Y ; (4) *Mediator* (M) lies on the causal pathway from X to Y , representing intermediate mechanisms through which the exposure exerts its influence.

Example 1 Consider a dataset that records students’ academic performance in the presence of a tutoring tool. Here, the exposure X indicates whether a student used the tool. The outcome Y corresponds to the student’s final exam score. The covariate Z may include socioeconomic factors (e.g., parental income), which could influence both the use of tutoring and academic outcomes. The mediator M is the number of hours the student spends studying per week.

Causal Graph. The relationships among exposure, covariate(s), mediator(s), and outcome(s) can be formally represented using a directed acyclic graph (DAG), commonly named a *causal graph* that captures causal relationships, where the exposure X influences the outcome Y both directly and indirectly through a mediator M . Covariate Z may affect the relationships among X , M , and Y .

Example 2 The corresponding causal graph, illustrated in Figure 2-(a), would include: an arrow from $X \rightarrow M$ (e.g., tutoring influences study time), $M \rightarrow Y$ (study time influences exam performance), $X \rightarrow Y$ (direct effect of tutoring on scores), $Z \rightarrow X$ and $Z \rightarrow Y$ (e.g., socioeconomic status affects both tutoring usage and academic performance).

Counterfactual Reasoning. Counterfactual reasoning aims to answer:

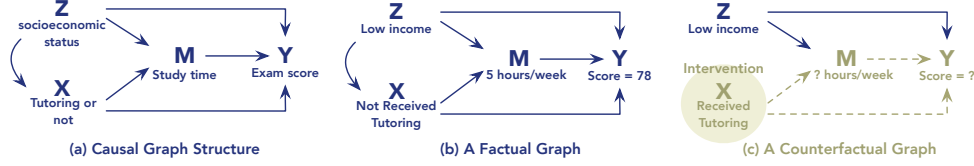


Figure 2: (a) Causal graph structure and (b)(c) A factual/counterfactual example.

Given an observed data instance $(X = x, Z = z, M = m, Y = y)$, what would the outcome Y have been if the exposure X were set to a different value x' , while holding the covariate Z fixed?

The observed instance (x, z, m, y) is also known as the **factual** case. In contrast, counterfactual reasoning seeks to determine the outcomes under an alternate intervention, that is, when $X = x'$.

In causal graph, we assume a two-stage causal mechanism: (1) Mediator Function: $M = f_M(X, Z)$ and (2) Outcome Function: $Y = f_Y(X, M, Z)$. Then, the counterfactual outcome under an alternative exposure x' can be computed via: $Y_{x'} = f_Y(x', f_M(x', z), z)$, where we simulate a new mediator value $M_{x'} = f_M(x', z)$ based on the counterfactual exposure x' and observed covariate z . Then, we predict the counterfactual outcome $Y_{x'}$ using the counterfactual exposure x' , the simulated mediator $M_{x'}$, and the same covariate z .

Example 3 As exemplified in Figure 2-(b), a student with $z = \text{LOW-INCOME}$ socioeconomic status did not receive tutoring ($x = 0$), studied 5 hours per week ($m = 5$), and scored 78 on the exam ($y = 78$).

We now ask: What would the student’s score have been if they had received tutoring ($x' = 1$)?

We compute: (i) Simulated study time: $m' = f_M(x' = 1, z = \text{LOW-INCOME}) = 9$ and (ii) counterfactual score: $Y_{x'=1} = f_Y(x' = 1, m' = 9, z = \text{LOW-INCOME}) = 85$.

We conclude: The tutoring would have increased the student’s score from 78 to 85 (Figure 2-(c)).

3.2 Decompositional Evaluation Task

We define four evaluation tasks to systematically analyze LLMs’ counterfactual reasoning ability:

- **Task I: Causal Variable Identification.** Given inputs containing factual information, a model is required to identify the values of the causal variables (X, Z, M, Y) . This step serves as the foundation for subsequent causal modeling and counterfactual reasoning.
- **Task II: Causal Graph Construction.** Given the identified variables, the model is tasked with constructing a DAG that captures the causal relationships among them. This step evaluates the model’s ability to discover causal dependencies.
- **Task III: Counterfactual Identification.** Given a counterfactual query (e.g., “What if variable X had been different?”), the LLM must identify the new value of (i.e., the intervention). This task evaluates whether the model can detect intervention in the counterfactual condition.
- **Task IV: Outcome Reasoning.** Based on the constructed causal graph and identified intervention, the model is prompted to predict the counterfactual outcome. This step measures whether the model can simulate the hypothetical scenario while respecting the underlying causal mechanisms.

Our evaluation spans these decompositional tasks across a variety of modalities (e.g., text, images, mathematical symbols, codes) and LLMs (e.g., GPT, Claude, Llama). Our ultimate goal is to quantify performance variations under different conditions and pinpoint how LLMs succeed or struggle in counterfactual reasoning.

3.3 Benchmarking Counterfactuals

Next, we introduce the datasets we leverage and the methodology we adopt to curate them for benchmarking LLMs’ counterfactual reasoning capabilities.

Data Sources and Use Cases. As shown in Table 1, we collect a diverse set of datasets to ensure broad coverage across various NLP tasks and modalities. The included use cases are: (1)

Table 1: Summary of counterfactual benchmarks including data source, use case, presence of causal variables (●: present, ○: partially present), the definition of counterfactual condition, included modalities, and number of instances. Concrete examples are shown in Appendix A.

Data	Use Case	Causal Variable				Counterfactual Condition	Modality	Num
		X	Z	M	Y			
CRASS [6]	Question answering	●	○	○	●	“What if ...” condition	Text	274
CLOMO [13]	Text logic parsing	●	●	●	●	New premise for textual statement	Text	1,100
RNN-Typology [31]	Text syntax parsing	●	●	●	●	New syntactic structure of sentence	Text	584
CVQA-Bool [41]	Question answering	●	○	○	●	Hypothetical behavioral pattern	Text,Image	1,130
CVQA-Count [41]	Numerical reasoning	●	○	○	●	Hypothetical numerical pattern	Text,Image	2,011
COCO [20]	Text-image matching	●	●	○	●	“What if ...” condition	Text,Image	17,410
Arithmetic [38]	Mathematical reasoning	●	●	●	●	Change number base	Symbol	6,000
MalAlgoQA [32]	Question Answering	●	○	○	●	“What if ...” condition	Text,Symbol	807
HumanEval-Exe [2]	Code Execution simulation	●	○	●	●	Hypothetical coding criterion	Text,Code	981
Open-Critic [34]	Code generation	●	○	●	●	Hypothetical descriptive functions	Text,Code	8,910
Code-Preference [34]	Code summarization	●	○	○	●	Hypothetical code structures	Text,Code	9,389

Question Answering, evaluated using CRASS [6], CVQA-Bool [41], and MalAlgoQA [32], which involve answering general-purpose textual or visually grounded questions; **(2) Text Parsing**, using CLOMO [13] for logical structure reconstruction and RNN-Typolog [31] for syntactic structure understanding; **(3) Reasoning Tasks**, with CVQA-count [41] for numerical reasoning and Arithmetic [38] for symbolic arithmetic computation; **(4) Multimodal Matching**, represented by the COCO dataset [20] for image-text alignment; **(5) Code-based Tasks**, including HumanEval-Exe [2] for execution simulation, Open-Critic [34] for generation, and Code-Preference [34] for summarization.

These datasets span four modalities, natural language text, images, mathematical symbols, and code, that encompass diverse definitions of counterfactual interventions tailored to each task. Collectively, they support a comprehensive multimodal evaluation of LLMs’ abilities to reason under varied counterfactual settings and data types.

Our Curation. To adapt these datasets for counterfactual reasoning evaluation, we conduct a careful manual curation process to augment each instance with three additional aspects of information relevant to Tasks I–III (Section 3.2). Specifically, we begin by identifying and annotating the causal variables (X , Z , M , Y) from the original data, questions, or descriptions. Using these annotations, we construct a DAG to represent the underlying causal structure of each data instance.

All selected datasets naturally support counterfactual interventions (e.g., “What if...?” queries or hypothetical scenarios). For each instance, we parse and extract the intervened variables and, guided by the previously constructed DAG, annotate the corresponding counterfactual outcomes and construct a matched counterfactual graph. We provide the curated instances in Appendix A.

This curation ensures that each benchmark instance is enriched with explicit causal and counterfactual structures. During the evaluation, we not only test LLMs’ overall counterfactual reasoning performance but also decompose the evaluation into Tasks I–III, leveraging our curated causal variables, DAGs, counterfactual interventions, and corresponding outcome graphs.

4 Experiment

We aim to empirically answer two research questions: **RQ₁**: How well do LLMs perform when their counterfactual reasoning is decomposed into distinct reasoning tasks? **RQ₂**: What auxiliary techniques (e.g., calling tools, prompting strategies) can improve LLMs’ counterfactual reasoning? We defer the detailed settings into Appendix C and discussion of limitation into Appendix D.

LLMs. Given the multimodal nature of counterfactual tasks, we evaluate several Visual LLMs, including GPT-4o [28], Qwen-VL [1], LLaMA-3.2-11B [26], Gemini-Pro [8], DeepSeek-VL [24].

Metrics. We use the *F1 score* for Tasks I, II, and IV, as they involve multiple instances (e.g., M , Z , or graph edges) that require set-level evaluation. For Task III, which typically involves a single intervention on X , we use *accuracy* to assess whether the LLM correctly identifies the intervened X .

Table 2: LLMs’ performance (F1, scaled to 100%) in causal variable identification. We report mean \pm std across all instances for each variable, since Z, M may include multiple entities.

Dataset	GPT-4o		Qwen-VL		Llama-3.2-11B		Gemini-Pro		DeepSeek-VL	
	v_1	v_2	v_1	v_2	v_1	v_2	v_1	v_2	v_1	v_2
$v_1 = X$ (Exposure), $v_2 = Z$ (Covariate)										
CRASS	92.5 \pm 3.2	90.8 \pm 4.1	87.3 \pm 5.6	85.4 \pm 6.2	74.8 \pm 8.3	72.5 \pm 7.9	88.6 \pm 4.5	86.2 \pm 5.3	89.5 \pm 4.8	87.1 \pm 5.0
CLOMO	89.6 \pm 4.7	87.3 \pm 5.2	83.5 \pm 6.8	81.9 \pm 7.2	70.2 \pm 9.6	68.7 \pm 8.9	84.3 \pm 5.9	82.8 \pm 6.5	86.4 \pm 5.3	84.2 \pm 5.7
RNN-Topo	87.2 \pm 5.1	85.9 \pm 5.6	80.4 \pm 7.3	78.6 \pm 7.8	68.5 \pm 10.2	66.9 \pm 9.5	81.7 \pm 6.4	80.1 \pm 6.9	83.8 \pm 5.8	82.0 \pm 6.2
CVQA-Bool	76.4 \pm 8.6	74.8 \pm 9.1	72.3 \pm 9.7	70.5 \pm 10.2	56.8 \pm 12.4	54.2 \pm 13.1	68.5 \pm 10.8	66.9 \pm 11.5	70.7 \pm 9.4	68.3 \pm 10.1
CVQA-Count	72.1 \pm 9.5	70.6 \pm 10.2	68.9 \pm 10.6	67.2 \pm 11.3	52.6 \pm 13.7	50.8 \pm 14.2	65.8 \pm 11.5	63.7 \pm 12.3	67.4 \pm 10.3	65.1 \pm 11.2
COCO	70.5 \pm 10.8	68.9 \pm 11.5	67.2 \pm 11.9	65.4 \pm 12.6	48.3 \pm 15.2	46.7 \pm 15.8	62.6 \pm 12.9	60.9 \pm 13.7	65.9 \pm 11.6	63.2 \pm 12.5
Arithmetic	82.3 \pm 7.2	80.6 \pm 7.8	75.7 \pm 8.9	73.8 \pm 9.5	61.4 \pm 11.3	59.6 \pm 12.0	76.9 \pm 8.4	74.5 \pm 9.1	78.3 \pm 7.9	76.1 \pm 8.6
MalAlgoQA	79.8 \pm 7.9	77.5 \pm 8.4	72.9 \pm 9.5	70.6 \pm 10.1	58.7 \pm 12.2	56.4 \pm 12.9	73.5 \pm 9.0	71.2 \pm 9.7	75.9 \pm 8.5	73.4 \pm 9.2
HumanEval-Exe	68.9 \pm 11.4	66.5 \pm 12.1	63.7 \pm 12.8	61.9 \pm 13.6	45.8 \pm 16.3	43.2 \pm 17.1	59.6 \pm 13.9	57.3 \pm 14.7	62.1 \pm 12.5	59.8 \pm 13.4
Open-Critic	66.2 \pm 12.3	64.1 \pm 13.0	61.8 \pm 13.5	59.7 \pm 14.2	42.4 \pm 17.1	40.6 \pm 17.8	57.3 \pm 14.6	55.9 \pm 15.3	60.4 \pm 13.7	58.1 \pm 14.5
Code-Preference	77.5 \pm 11.9	65.3 \pm 12.6	72.9 \pm 13.1	60.5 \pm 13.9	54.3 \pm 16.7	42.1 \pm 17.4	68.4 \pm 14.3	66.5 \pm 15.0	61.2 \pm 13.1	59.3 \pm 13.9
$v_1 = M$ (Mediator), $v_2 = Y$ (Outcome)										
CRASS	78.5 \pm 8.2	86.3 \pm 5.8	72.8 \pm 9.6	79.9 \pm 7.4	62.3 \pm 12.1	70.9 \pm 9.7	74.1 \pm 9.1	81.6 \pm 6.8	76.2 \pm 8.7	83.5 \pm 6.2
CLOMO	76.3 \pm 8.9	83.6 \pm 6.3	68.9 \pm 10.5	77.4 \pm 8.1	59.7 \pm 12.9	68.1 \pm 10.3	71.2 \pm 9.8	78.9 \pm 7.5	73.5 \pm 9.3	80.7 \pm 6.8
RNN-Topo	74.8 \pm 9.3	81.7 \pm 6.7	67.1 \pm 11.1	75.8 \pm 8.5	56.9 \pm 13.6	66.3 \pm 10.8	69.3 \pm 10.5	76.4 \pm 7.9	71.5 \pm 9.8	78.9 \pm 7.2
CVQA-Bool	64.8 \pm 12.1	72.5 \pm 9.7	59.7 \pm 13.8	66.9 \pm 11.3	48.2 \pm 16.9	56.3 \pm 14.2	57.3 \pm 14.1	63.2 \pm 12.5	60.5 \pm 13.2	68.4 \pm 10.7
CVQA-Count	61.3 \pm 13.0	68.7 \pm 10.5	56.8 \pm 14.6	63.6 \pm 12.1	44.5 \pm 17.8	53.2 \pm 15.1	54.7 \pm 15.0	60.4 \pm 13.3	57.9 \pm 14.1	65.1 \pm 11.6
COCO	59.7 \pm 13.7	66.3 \pm 11.2	54.2 \pm 15.3	61.8 \pm 12.8	41.9 \pm 18.5	50.4 \pm 15.9	52.8 \pm 15.7	58.3 \pm 14.1	55.7 \pm 14.8	62.6 \pm 12.4
Arithmetic	69.5 \pm 10.7	77.4 \pm 8.3	63.6 \pm 12.5	71.9 \pm 9.8	51.9 \pm 15.4	61.2 \pm 12.5	62.8 \pm 13.1	73.5 \pm 9.2	65.7 \pm 11.3	74.9 \pm 8.7
MalAlgoQA	67.6 \pm 11.3	74.8 \pm 8.9	61.5 \pm 13.1	69.3 \pm 10.4	49.7 \pm 16.1	58.9 \pm 13.2	60.2 \pm 13.8	70.5 \pm 10.0	63.8 \pm 12.0	72.3 \pm 9.3
HumanEval-Exe	57.8 \pm 14.5	64.3 \pm 12.0	51.9 \pm 16.2	59.7 \pm 13.6	39.8 \pm 19.3	48.5 \pm 16.7	49.7 \pm 16.5	57.0 \pm 14.8	53.6 \pm 15.5	60.5 \pm 13.1
Open-Critic	55.9 \pm 15.2	62.4 \pm 12.7	49.7 \pm 16.9	57.2 \pm 14.4	37.6 \pm 18.1	45.9 \pm 17.5	47.3 \pm 17.2	54.8 \pm 15.5	51.3 \pm 16.1	58.7 \pm 13.9
Code-Preference	56.8 \pm 14.9	67.5 \pm 12.3	50.4 \pm 16.5	78.6 \pm 14.0	38.4 \pm 19.7	67.2 \pm 17.0	48.2 \pm 16.9	76.1 \pm 15.1	52.5 \pm 15.8	59.8 \pm 13.5

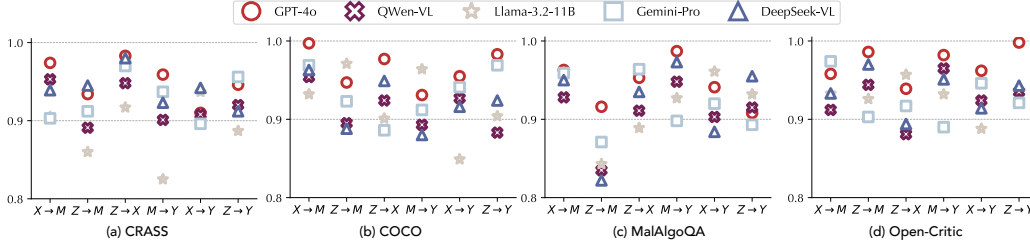


Figure 3: Evaluation on causal graph construction. We evaluate F1 score to balance (i) whether the constructed edges under one category (e.g., $X \rightarrow M$) is correctly constructed if the (X, Z, M, Y) are already given. Additional results for all other datasets at Figure 5.

4.1 LLM Performance on Decompositional Tasks (RQ₁)

Setting. We evaluate LLMs independently on each decompositional task. For each task, we explicitly provide the ground-truth outputs from the preceding tasks to isolate and measure LLMs’ capabilities specific to that task. For example, when assessing models’ ability to construct causal graphs, we supply the original inputs along with the ground-truth causal variables, ensuring that the evaluation focuses solely on graph-building performance.

Task I: Causal Variable Identification. Table 2 presents the performance of LLMs on identifying causal variables (X, Z, M, Y) . We observe that model performance is strongly influenced by the modality of the dataset. Specifically, datasets involving more complex modalities—such as images, mathematical symbols, or code—tend to obviously reduce LLM accuracy (e.g., <0.7 F1 on Open-Critic), even when variables like X, Z, Y are explicitly present in the context.

Interestingly, even within the text modality, LLMs show notable difficulty in identifying the implicit mediator M , which often requires reasoning about the underlying causal pathways connecting X, Z , and Y . This suggests that the challenge lies not only in the complexity of the input modality but also in the abstractness and inferential nature of the variable type itself. Together, these findings highlight the need for improved methods that enhance LLMs’ capacity to handle both cross-modal complexity and deeper causal reasoning.

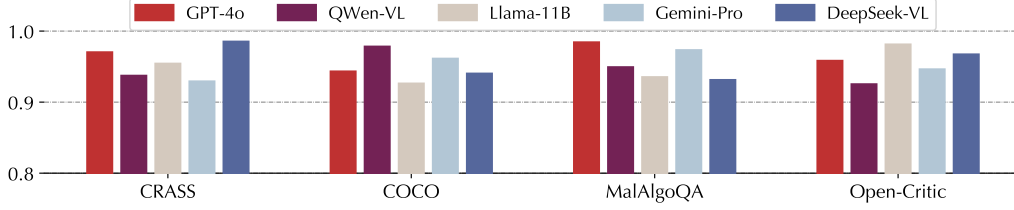


Figure 4: Evaluation of LLMs’ accuracy in identifying the correct intervention (i.e., the counterfactual value of X). Additional results for all other datasets are provided in Figure 6.

Table 3: LLM performance (F1) in reasoning the counterfactual mediator (M') and outcome (Y').

Dataset	GPT-4o		Qwen-VL		Llama-3.2-11B		Gemini-Pro		DeepSeek-VL	
	M'	Y'	M'	Y'	M'	Y'	M'	Y'	M'	Y'
CRASS	85.7 \pm 4.8	80.3 \pm 6.9	80.5 \pm 6.7	73.9 \pm 8.5	68.4 \pm 10.3	61.6 \pm 12.8	81.7 \pm 6.3	75.2 \pm 8.1	82.9 \pm 5.5	77.1 \pm 7.4
CLOMO	83.6 \pm 5.2	77.9 \pm 7.3	77.8 \pm 7.2	71.6 \pm 9.0	65.8 \pm 10.9	59.3 \pm 13.4	79.3 \pm 6.7	72.8 \pm 8.6	80.5 \pm 6.0	74.3 \pm 7.9
RNN-Topo	81.3 \pm 5.7	75.8 \pm 7.8	75.6 \pm 7.8	69.4 \pm 9.5	63.7 \pm 11.5	57.2 \pm 14.1	77.1 \pm 7.2	70.6 \pm 9.1	78.3 \pm 6.5	72.0 \pm 8.4
CVQA-Bool	71.8 \pm 9.3	65.2 \pm 11.4	65.4 \pm 11.2	58.6 \pm 13.3	53.1 \pm 14.8	46.5 \pm 17.2	63.2 \pm 12.1	56.8 \pm 14.0	66.7 \pm 10.4	59.8 \pm 12.5
CVQA-Count	68.4 \pm 10.1	61.9 \pm 12.2	62.2 \pm 12.0	55.7 \pm 14.1	50.3 \pm 15.6	43.8 \pm 18.0	60.1 \pm 12.9	53.8 \pm 14.9	63.5 \pm 11.2	56.9 \pm 13.3
COCO	66.2 \pm 10.7	59.5 \pm 12.9	60.1 \pm 12.7	53.4 \pm 14.8	48.0 \pm 16.3	41.5 \pm 18.7	57.8 \pm 13.6	51.5 \pm 15.6	61.3 \pm 11.9	54.6 \pm 14.0
Arithmetic	77.1 \pm 7.6	71.3 \pm 9.7	69.8 \pm 9.5	63.2 \pm 11.6	57.8 \pm 13.2	51.2 \pm 15.8	72.1 \pm 9.0	65.4 \pm 11.1	74.0 \pm 8.3	67.5 \pm 10.4
MalAlgoQA	74.8 \pm 8.2	68.9 \pm 10.3	67.5 \pm 10.1	60.9 \pm 12.2	55.9 \pm 13.8	49.3 \pm 16.4	69.6 \pm 9.7	62.9 \pm 11.8	71.8 \pm 8.9	65.1 \pm 11.0
HumanEval-Exe	64.4 \pm 11.3	57.6 \pm 13.5	58.2 \pm 13.3	51.5 \pm 15.4	46.1 \pm 17.0	39.6 \pm 19.4	55.8 \pm 14.2	49.4 \pm 16.2	59.4 \pm 12.5	52.7 \pm 14.7
Open-Critic	62.3 \pm 11.9	55.5 \pm 14.1	56.0 \pm 13.9	49.4 \pm 16.0	44.2 \pm 17.7	37.8 \pm 20.1	53.7 \pm 14.8	47.3 \pm 16.9	57.2 \pm 13.1	50.6 \pm 15.3
Code-Preference	63.5 \pm 11.6	56.7 \pm 13.8	57.1 \pm 13.6	50.4 \pm 15.7	45.1 \pm 17.3	38.7 \pm 19.8	54.7 \pm 14.5	48.3 \pm 16.5	58.3 \pm 12.8	51.6 \pm 15.0

Task II: Causal Graph Construction. As described in our experimental setup, we isolate each decomposition step by providing the ground-truth outputs of preceding steps as inputs. For causal graph construction, we supply the identified variables X, Z, M, Y and prompt LLMs to construct the corresponding counterfactual graph. The results are presented in Figures 3 and 5. Notably, the overall performance mostly exceeds 0.9 F1 scores, indicating that LLMs can accurately construct graph edges. Moreover, the impact of dataset modality and variable types (e.g., explicit Z vs. implicit M) appears to be minimal in this step. We attribute this to the rule-based nature of causal graph construction: since causal graph structures are well-defined (as shown in Figure 2), it is relatively less challenging for LLMs to apply construction rules and generate the correct causal relationships.

Insights from causality modeling.

The major challenge in causal modeling lies in causal variable identification, where (1) LLMs are highly sensitive to the complexity and structure of the input modality, and (2) implicit variables (i.e., the mediator M) reveal a critical gap in LLMs’ causal reasoning capabilities.

Task III: Counterfactual Identification. Next, we evaluate LLMs’ capability in identifying interventions, i.e., determining the counterfactual values of X (i.e., X'). As shown in Figures 4 and 6, the experimental results indicate that LLMs are generally effective at recognizing the counterfactual values of X across most datasets and modalities. This demonstrates that LLMs have a solid grasp of pinpointing intervention points within the context. However, note that the task remains relatively isolated and does not challenge the model’s ability to propagate the effects of the intervention through downstream variables (e.g., M', Y'), which we address in Task IV.

Task IV: Outcome Reasoning. In this final task, we evaluate LLMs’ ability to infer the mediator (M') and outcome (Y') under a counterfactual intervention. As shown in Table 3, LLMs consistently exhibit insufficient performance in inferring these implicit variables across all datasets. Notably, since both M' and Y' are implicit under the counterfactual condition (whereas only M is implicit in the factual condition), this result suggests that LLMs lack sufficient capacity to reason over causal chains, even when the underlying structure is explicitly provided.

Furthermore, the results reveal a similar trend in modality influence as previously observed in Table 2, where complex, non-text modalities hinder effective reasoning. For example, in the code execution task (HumanEval-Exe), GPT-4o achieves only <0.65 F1 scores, which is notably lower than its performance on text-based tasks such as CLOMO.

Table 4: Improvement in LLM performance (comparing with Table 2) for identifying explicit causal variables. Results are reported on six representative datasets spanning all major modalities.

Dataset	GPT-4o			Llama-3.2-11B			Gemini-Pro		
	X	Z	Y	X	Z	Y	X	Z	Y
CRASS	+5.7	+6.3	+5.2	+16.5	+12.2	+12.6	+6.6	+5.3	+7.1
CLOMO	+4.4	+4.8	+7.6	+22.6	+15.2	+18.3	+6.2	+9.4	+15.5
CVQA-Count	+17.3	+15.5	+17.8	+33.6	+27.5	+25.6	+18.1	+15.7	+19.3
COCO	+5.2	+2.8	+4.1	+7.8	+6.4	+10.3	+6.9	+3.8	+5.2
MalAlgoQA	+3.9	+5.6	+2.3	+13.7	+10.9	+7.2	+12.4	+8.5	+8.3
Open-Critic	+12.5	+14.2	+6.7	+18.9	+5.8	+1.7	+7.3	+6.1	+9.8

Insights from counterfactual reasoning.

Regardless of whether the setting is factual or counterfactual, the primary challenge lies not in identifying causal variables and performing causal reasoning. In particular, the complex input modality and the implicit nature of mediation hinder effective reasoning through causal pathways.

4.2 Auxiliary Techniques to Improve Counterfactual Reasoning (RQ₂)

Given the insights from previous evaluations, we aim to correspondingly address the limitations arising from multimodal complexity and intermediate reasoning, we propose augmenting LLMs with two auxiliary techniques: (i) tool-augmented execution and (ii) advanced elicitation strategies.

4.2.1 Tool-Augmented Execution in Explicit Variable Identification Across Modalities

Settings. To enhance LLM performance in identifying explicit variables (X, Z, Y) across different modalities, we adopt a tool-augmented approach, where the LLM dynamically calls additional specialized tools to assist in entity identification, identical to a named entity recognition (NER) paradigm. We leverage several pretrained models from tailored to the multimodality of datasets:

- **Text-based NER:** We use BERT-BASE-NER [3, 33] to identify candidate entities in text-based data, including mathematical symbols.
- **Vision-based NER:** We employ GROUNDING-DINO-BASE [23] to detect all relevant objects in images and generate focused regions by masking out irrelevant backgrounds.
- **Code analysis:** We adopt GRAPHCODEBERT [10] to extract functions, variables, and control structures within programming tasks.

After identifying candidate entities across each modality, we prompt the LLM to refine and filter the final set of explicit variables (X, Z, Y) according to the formal definitions provided in Section 3.1.

Experimental Results. We randomly select three representative LLMs and conduct experiments across multiple datasets. As shown in Table 4, tool-augmented execution consistently improves LLM performance in identifying explicit causal variables (X, Z, Y) across all modalities. For example, by leveraging GRAPHCODEBERT to parse code structures and forward the results to Llama, which gains a clearer understanding of programming logic and achieves an F1 improvement up to 0.189. Similarly, in the vision modality, the object detector GROUNDING-DINO-BASE assists by generating a set of candidate visual objects, which GPT-4o can then contextualize and compose into a coherent factual variable. For instance, detected objects like “*Woman*,” “*Knife*,” and “*Apple*” can be effectively integrated by GPT-4o into the causal expression: “*A woman cuts an apple with a knife.*”

These results demonstrate that tool-augmented learning effectively mitigates modality-specific bottlenecks by offloading low-level entity recognition to specialized models, allowing the LLM to focus on higher-level reasoning. Looking forward, there is potential to explore alternative tool configurations that may yield comparable or even superior performance. Additionally, future work may explore multi-agent frameworks with specialized agents to collaboratively handle different variable categories.

Table 5: Improvement of LLM performance (F1 score) in reasoning implicit variables.

Dataset	Elicitation	GPT-4o			Llama-3.2-11B			Gemini-Pro		
		M	M'	Y'	M	M'	Y'	M	M'	Y'
CRASS	CoT	+5.3	+3.7	+2.9	+8.6	+6.2	+4.5	+6.8	+4.5	+3.2
	CoT-SC	+5.1	+4.7	+5.3	+11.3	+8.9	+6.4	+9.4	+6.8	+5.0
	ToT	+6.5	+4.9	+3.8	+9.7	+8.1	+5.2	+8.2	+5.9	+4.3
CLOMO	CoT	+6.1	+4.6	+3.3	+8.9	+7.5	+5.3	+7.6	+5.3	+3.9
	CoT-SC	+6.7	+4.9	+3.9	+10.6	+8.3	+6.0	+8.9	+6.5	+4.7
	ToT	+9.8	+3.5	+2.6	+7.9	+5.8	+4.2	+12.4	+4.2	+3.0
CVQA-Count	CoT	+5.4	+4.1	+3.2	+8.7	+6.8	+4.9	+7.3	+5.4	+3.8
	CoT-SC	+3.8	+3.9	+2.1	+6.5	+7.7	+6.3	+12.2	+7.6	+4.5
	ToT	+4.6	+3.5	+2.8	+7.1	+5.9	+4.2	+6.1	+4.5	+3.1
COCO	CoT	+3.5	+2.6	+1.9	+6.2	+4.3	+3.0	+4.9	+3.4	+2.3
	CoT-SC	+5.1	+3.8	+2.9	+8.3	+6.4	+4.5	+6.9	+5.1	+3.6
	ToT	+4.2	+3.2	+2.4	+7.4	+5.8	+3.8	+5.6	+4.3	+3.0
MalAlgoQA	CoT	+4.3	+3.2	+2.4	+7.2	+5.2	+3.6	+5.8	+4.0	+2.7
	CoT-SC	+5.2	+4.0	+3.1	+8.3	+6.6	+4.7	+7.2	+5.2	+3.7
	ToT	+5.9	+4.5	+3.5	+9.5	+7.6	+5.4	+8.1	+6.0	+4.3
Open-Critic	CoT	+3.2	+2.4	+1.7	+5.8	+4.0	+2.8	+4.5	+3.1	+2.1
	CoT-SC	+3.9	+3.0	+2.3	+6.5	+4.8	+3.5	+5.0	+3.5	+2.7
	ToT	+4.7	+3.5	+2.6	+7.7	+6.0	+4.2	+6.3	+4.7	+3.4

4.2.2 Advanced Elicitation Strategies for Reasoning over Implicit Variables

Settings. To enhance LLM reasoning over implicit variables, particularly factual M and counterfactual M' , Y' , we implement advanced elicitation strategies that guide the model through more structured reasoning. Specifically, we apply Chain-of-Thought (CoT) [37], Chain-of-Thought with Self-Consistency (CoT-SC) [35], and Tree-of-Thought (ToT) [40]:

- **CoT:** given pre-determined explicit variables, LLMs are encouraged to infer intermediate variables step-by-step.
- **CoT-SC:** LLMs are prompted to generate multiple reasoning paths and select the final answer via majority voting or consensus.
- **ToT:** LLMs are prompted to explore multiple parallel reasoning paths in a branching structure and evaluate candidate outputs based on intermediate criteria.

In implementation, both CoT-SC and ToT are executed with $k=5$ sampled reasoning paths. ToT further evaluates candidate outputs by scoring their textual similarity using BERTScore [42], specifically assessing how well the intermediate results align with the original task statement.

Experimental Results. Our experimental results in Table 5 show that advanced elicitation strategies generally lead to improved performance in reasoning over implicit variables (M , M' , Y') despite factual or counterfactual cases. However, we also observe that more complex prompting strategies (e.g., CoT-SC and ToT) can sometimes perform slightly worse than simpler approaches (e.g., CoT). While these advanced methods encourage more exhaustive exploration of reasoning paths, they may also induce overthinking behavior in LLMs, leading the model to introduce unnecessary causal links or misinterpret the underlying problem structure. For instance, consider the following context “A person is running a marathon and collapses.” with expected mediator “*Dehydration*”. While CoT and CoT-SC strategies correctly identify the mediator, ToT leads LLMs to overanalyze and identify “*lack of training*” or “*overexertion*” as the mediator. These choices, although related, are not directly supported by the input data and reflect an over-extension of the reasoning process.

The over-qualification of elicitation strategies (e.g., ToT) highlights that, while advanced prompting techniques can improve reasoning capabilities, they may also introduce complexities that divert the model from the most straightforward and contextually supported causal pathways. Therefore, it’s crucial to balance the reasoning depth while maintaining alignment with the input data.

5 Conclusion

This work provides a compositional framework for evaluating counterfactual reasoning in LLMs. We collect a set of datasets across multimodalities, and then curate them with reference causal variables, structured graphs, and counterfactual intervention. Next, we use our curated dataset to study the reasoning process into distinct stages from causal variable identification to outcome inference. We uncover the qualifications of current LLMs in counterfactual reasoning and where they fall short. Based on experimental insights, we further propose improvements to offer actionable insights for enhancing LLM reasoning, particularly in multimodality and implicit reasoning settings.

References

- [1] Jinze Bai, Shuai Bai, Shusheng Yang, Shijie Wang, Sinan Tan, Peng Wang, Junyang Lin, Chang Zhou, and Jingren Zhou. Qwen-vl: A versatile vision-language model for understanding, localization, text reading, and beyond. *arXiv preprint arXiv:2308.12966*, 2023.
- [2] Mark Chen, Jerry Tworek, Heewoo Jun, Qiming Yuan, Henrique Ponde De Oliveira Pinto, Jared Kaplan, Harri Edwards, Yuri Burda, Nicholas Joseph, Greg Brockman, et al. Evaluating large language models trained on code. *arXiv preprint arXiv:2107.03374*, 2021.
- [3] Jacob Devlin, Ming-Wei Chang, Kenton Lee, and Kristina Toutanova. BERT: pre-training of deep bidirectional transformers for language understanding. *CoRR*, abs/1810.04805, 2018.
- [4] Jacob Devlin, Ming-Wei Chang, Kenton Lee, and Kristina Toutanova. Bert: Pre-training of deep bidirectional transformers for language understanding. In *Proceedings of the 2019 conference of the North American chapter of the association for computational linguistics: human language technologies, volume 1 (long and short papers)*, pages 4171–4186, 2019.
- [5] Fuli Feng, Jizhi Zhang, Xiangnan He, Hanwang Zhang, and Tat-Seng Chua. Empowering language understanding with counterfactual reasoning. In Chengqing Zong, Fei Xia, Wenjie Li, and Roberto Navigli, editors, *Findings of the Association for Computational Linguistics: ACL-IJCNLP 2021*, pages 2226–2236, Online, August 2021. Association for Computational Linguistics.
- [6] Jörg Frohberg and Frank Binder. Crass: A novel data set and benchmark to test counterfactual reasoning of large language models. *arXiv preprint arXiv:2112.11941*, 2021.
- [7] Yair Ori Gat, Nitay Calderon, Amir Feder, Alexander Chapanin, Amit Sharma, and Roi Reichart. Faithful explanations of black-box nlp models using llm-generated counterfactuals. In *The Twelfth International Conference on Learning Representations*, 2024.
- [8] Google DeepMind. Gemini 2.5 pro. <https://deepmind.google/technologies/gemini/>, 2025.
- [9] Ian D Gow, David F Larcker, and Peter C Reiss. Causal inference in accounting research. *Journal of Accounting Research*, 54(2):477–523, 2016.
- [10] Daya Guo, Shuo Ren, Shuai Lu, Zhangyin Feng, Duyu Tang, Shujie Liu, Long Zhou, Nan Duan, Alexey Svyatkovskiy, Shengyu Fu, et al. Graphcodebert: Pre-training code representations with data flow. *arXiv preprint arXiv:2009.08366*, 2020.
- [11] Emilia Gvozdenović, Lucio Malvisi, Elisa Cinconze, Stijn Vansteelandt, Phoebe Nakanwagi, Emmanuel Aris, and Dominique Rosillon. Causal inference concepts applied to three observational studies in the context of vaccine development: from theory to practice. *BMC Medical Research Methodology*, 21:1–10, 2021.
- [12] Ronghang Hu, Jacob Andreas, Marcus Rohrbach, Trevor Darrell, and Kate Saenko. Learning to reason: End-to-end module networks for visual question answering. In *Proceedings of the IEEE international conference on computer vision*, pages 804–813, 2017.
- [13] Yinya Huang, Ruixin Hong, Hongming Zhang, Wei Shao, Zhicheng Yang, Dong Yu, Changshui Zhang, Xiaodan Liang, and Linqi Song. Clomo: Counterfactual logical modification with large language models. *arXiv preprint arXiv:2311.17438*, 2023.
- [14] Yinya Huang, Ruixin Hong, Hongming Zhang, Wei Shao, Zhicheng Yang, Dong Yu, Changshui Zhang, Xiaodan Liang, and Linqi Song. CLOMO: Counterfactual logical modification with large language models. In Lun-Wei Ku, Andre Martins, and Vivek Srikumar, editors, *Proceedings of the 62nd Annual Meeting of the Association for Computational Linguistics (Volume 1: Long Papers)*, pages 11012–11034, Bangkok, Thailand, August 2024. Association for Computational Linguistics.
- [15] Licheng Jiao, Yuhang Wang, Xu Liu, Lingling Li, Fang Liu, Wenping Ma, Yuwei Guo, Puhua Chen, Shuyuan Yang, and Biao Hou. Causal inference meets deep learning: A comprehensive survey. *Research*, 7:0467, 2024.

- [16] Atoosa Kasirzadeh and Andrew Smart. The use and misuse of counterfactuals in ethical machine learning. In *Proceedings of the 2021 ACM Conference on Fairness, Accountability, and Transparency*, pages 228–236, 2021.
- [17] Lisa Koonce, Karen K Nelson, and Catherine M Shakespeare. Judging the relevance of fair value for financial instruments. *The Accounting Review*, 86(6):2075–2098, 2011.
- [18] Jiayi Kuang, Ying Shen, Jingyou Xie, Haohao Luo, Zhe Xu, Ronghao Li, Yinghui Li, Xianfeng Cheng, Xika Lin, and Yu Han. Natural language understanding and inference with mllm in visual question answering: A survey. *ACM Comput. Surv.*, 57(8), March 2025.
- [19] Evangelia Kyrimi, Somayyeh Mossadegh, Jared M Wohlgemut, Rebecca S Stoner, Nigel RM Tai, and William Marsh. Counterfactual reasoning using causal bayesian networks as a healthcare governance tool. *International Journal of Medical Informatics*, 193:105681, 2025.
- [20] Tiep Le, Vasudev Lal, and Phillip Howard. Coco-counterfactuals: Automatically constructed counterfactual examples for image-text pairs. *Advances in Neural Information Processing Systems*, 36:71195–71221, 2023.
- [21] Jiaxuan Li, Lang Yu, and Allyson Ettinger. Counterfactual reasoning: Testing language models’ understanding of hypothetical scenarios. In Anna Rogers, Jordan Boyd-Graber, and Naoaki Okazaki, editors, *Proceedings of the 61st Annual Meeting of the Association for Computational Linguistics (Volume 2: Short Papers)*, pages 804–815, Toronto, Canada, July 2023. Association for Computational Linguistics.
- [22] Hunter Lightman, Vineet Kosaraju, Yuri Burda, Harrison Edwards, Bowen Baker, Teddy Lee, Jan Leike, John Schulman, Ilya Sutskever, and Karl Cobbe. Let’s verify step by step. In *The Twelfth International Conference on Learning Representations*, 2023.
- [23] Shilong Liu, Zhaoyang Zeng, Tianhe Ren, Feng Li, Hao Zhang, Jie Yang, Chunyuan Li, Jianwei Yang, Hang Su, Jun Zhu, and Lei Zhang. Grounding dino: Marrying dino with grounded pre-training for open-set object detection, 2023.
- [24] Haoyu Lu, Wen Liu, Bo Zhang, Bingxuan Wang, Kai Dong, Bo Liu, Jingxiang Sun, Tongzheng Ren, Zhuoshu Li, Hao Yang, et al. Deepseek-vl: towards real-world vision-language understanding. *arXiv preprint arXiv:2403.05525*, 2024.
- [25] Pan Lu, Swaroop Mishra, Tanglin Xia, Liang Qiu, Kai-Wei Chang, Song-Chun Zhu, Oyvind Tafjord, Peter Clark, and Ashwin Kalyan. Learn to explain: Multimodal reasoning via thought chains for science question answering. *Advances in Neural Information Processing Systems*, 35:2507–2521, 2022.
- [26] Meta. Llama 3.2: Revolutionizing edge AI and vision with open, customizable models. <https://ai.meta.com/blog/llama-3-2-connect-2024-vision-edge-mobile-devices/>, 2024.
- [27] Van Bach Nguyen, Paul Youssef, Christin Seifert, and Jörg Schlötterer. LLMs for generating and evaluating counterfactuals: A comprehensive study. In Yaser Al-Onaizan, Mohit Bansal, and Yun-Nung Chen, editors, *Findings of the Association for Computational Linguistics: EMNLP 2024*, pages 14809–14824, Miami, Florida, USA, November 2024. Association for Computational Linguistics.
- [28] OpenAI. GPT-4o System Card. <https://openai.com/index/gpt-4o-system-card/>, 2024.
- [29] Judea Pearl and Dana Mackenzie. *The book of why: the new science of cause and effect*. Basic books, 2018.
- [30] Zhaozhi Qian, Yao Zhang, Ioana Bica, Angela Wood, and Mihaela van der Schaar. Synctwin: Treatment effect estimation with longitudinal outcomes. In M. Ranzato, A. Beygelzimer, Y. Dauphin, P.S. Liang, and J. Wortman Vaughan, editors, *Advances in Neural Information Processing Systems*, volume 34, pages 3178–3190. Curran Associates, Inc., 2021.

- [31] Shauli Ravfogel, Yoav Goldberg, and Tal Linzen. Studying the inductive biases of rnns with synthetic variations of natural languages. *arXiv preprint arXiv:1903.06400*, 2019.
- [32] Shashank Sonkar, Naiming Liu, MyCo Le, and Richard Baraniuk. Malalgoqa: Pedagogical evaluation of counterfactual reasoning in large language models and implications for ai in education. In *Findings of the Association for Computational Linguistics: EMNLP 2024*, pages 15554–15567, 2024.
- [33] Erik F. Tjong Kim Sang and Fien De Meulder. Introduction to the CoNLL-2003 shared task: Language-independent named entity recognition. In *Proceedings of the Seventh Conference on Natural Language Learning at HLT-NAACL 2003*, pages 142–147, 2003.
- [34] Vezora. Code preference pairs. <https://huggingface.co/datasets/Vezora/Code-Preference-Pairs>, 2024.
- [35] Xuezhi Wang, Jason Wei, Dale Schuurmans, Quoc Le, Ed Chi, Sharan Narang, Aakanksha Chowdhery, and Denny Zhou. Self-consistency improves chain of thought reasoning in language models. *arXiv preprint arXiv:2203.11171*, 2022.
- [36] Yongjie Wang, Xiaoqi Qiu, Yu Yue, Xu Guo, Zhiwei Zeng, Yuhong Feng, and Zhiqi Shen. A survey on natural language counterfactual generation. In Yaser Al-Onaizan, Mohit Bansal, and Yun-Nung Chen, editors, *Findings of the Association for Computational Linguistics: EMNLP 2024*, pages 4798–4818, Miami, Florida, USA, November 2024. Association for Computational Linguistics.
- [37] Jason Wei, Xuezhi Wang, Dale Schuurmans, Maarten Bosma, Fei Xia, Ed Chi, Quoc V Le, Denny Zhou, et al. Chain-of-thought prompting elicits reasoning in large language models. *Advances in neural information processing systems*, 35:24824–24837, 2022.
- [38] Zhaofeng Wu, Linlu Qiu, Alexis Ross, Ekin Akyürek, Boyuan Chen, Bailin Wang, Najoung Kim, Jacob Andreas, and Yoon Kim. Reasoning or reciting? exploring the capabilities and limitations of language models through counterfactual tasks. In *Proceedings of the 2024 Conference of the North American Chapter of the Association for Computational Linguistics: Human Language Technologies (Volume 1: Long Papers)*, pages 1819–1862, 2024.
- [39] Zhengyuan Yang, Linjie Li, Jianfeng Wang, Kevin Lin, Ehsan Azarnasab, Faisal Ahmed, Zicheng Liu, Ce Liu, Michael Zeng, and Lijuan Wang. Mm-react: Prompting chatgpt for multimodal reasoning and action. *arXiv preprint arXiv:2303.11381*, 2023.
- [40] Shunyu Yao, Dian Yu, Jeffrey Zhao, Izhak Shafran, Thomas L. Griffiths, Yuan Cao, and Karthik Narasimhan. Tree of thoughts: deliberate problem solving with large language models. In *Proceedings of the 37th International Conference on Neural Information Processing Systems, NIPS ’23*, Red Hook, NY, USA, 2023. Curran Associates Inc.
- [41] Letian Zhang, Xiaotong Zhai, Zhongkai Zhao, Yongshuo Zong, Xin Wen, and Bingchen Zhao. What if the tv was off? examining counterfactual reasoning abilities of multi-modal language models. In *Proceedings of the IEEE/CVF Conference on Computer Vision and Pattern Recognition*, pages 21853–21862, 2024.
- [42] Tianyi Zhang, Varsha Kishore, Felix Wu, Kilian Q Weinberger, and Yoav Artzi. Bertscore: Evaluating text generation with bert. *arXiv preprint arXiv:1904.09675*, 2019.

A Complementary Information of Causality and Causal Graph

This appendix presents a concise overview of each dataset, followed by its causal structure and graphical representation, alongside a concrete example. For each dataset, we identify the four variable types—Exposure, Covariate, Mediator, and Outcome—and distinguish their roles in both factual and counterfactual scenarios, illustrating each with directed edges in the corresponding causal graph. In addition, we include a sample prompt used to generate responses on a simple text-parsing Q&A task dataset.

CRASS Example. The **Counterfactual Reasoning Assessment for Structured Scenarios (CRASS)** dataset is designed to evaluate whether language models can reason about hypothetical alternatives to

factual events. Each example in CRASS presents a factual scenario (e.g., “A woman opens a treasure chest”) followed by a counterfactual question (e.g., “What would have happened if the woman had not opened the treasure chest?”). Models are asked to select the most logically consistent outcome from multiple-choice options, such as “The treasure chest would have remained closed”, which is labeled as correct. The following displays a full example:

```
{
  "input": "A woman opens a treasure chest. What would have happened
    if the woman had not opened the treasure chest?",
  "target_scores": {
    "The treasure chest would have been open.": 0,
    "That is not possible.": 0,
    "The treasure chest would have remained closed.": 1,
    "I don't know.": 0
  }
}
```

CRASS Prompt.

```
{
  # Role: Counterfactual Reasoning Analyst
  Your task is to identify causal variables and generate causal
  graphs with edges. All outputs must follow strict JSON
  formatting for automated saving.

  ## Context Format
  **Premise:**
  {premise}

  **Questionized Counterfactual Conditional (QCC):**
  {qcc}

  ## Task Instructions
  1. **Variable Identification**
  - Extract and classify variables into:
    - 'Exposure (X)': Direct intervention (verb phrase, e.g., "act
      of opening").
    - 'Outcome (Y)': Final result (state phrase, e.g., "chest
      opened").
    - 'Covariate (Z)': Pre-existing conditions influencing X/Y.
    - 'Mediator (M)': Mechanism linking X-Y (physical/logical
      process).

  2. **Causal Graph Construction**
  - Build factual/counterfactual edges following these strict rules:

  **Factual Graph Requirements:**
  "\rightarrow" Must include ALL these relationships:
    1. Z - X (Covariate influences Exposure)
    2. Z - M (Covariate influences Mediator)
    3. Z - Y (Covariate influences Outcome)
    4. X - M (Exposure affects Mediator)
    5. M - Y (Mediator affects Outcome)
    6. X - Y (Direct exposure effect)

  **Counterfactual Graph Requirements:**
  - Must include ALL these relationships:
    1. Z - M' (Same covariate influence on adjusted Mediator)
    2. Z - Y' (Same covariate influence on new Outcome)
    3. X' - M' (Modified exposure affects adjusted Mediator)
    4. M' - Y' (Adjusted mediator affects new Outcome)
    5. X' - Y' (Direct modified exposure effect)
  - Use prime notation (M', Y') for counterfactual variables
  - Maintain Z's original relationships
}
```

CRASS Causality & Causal Graph.

```
{
  "factual_roles": {
    "Exposure": ["act of opening treasure chest"],
    "Covariate": ["key possession", "physical capability"],
    "Mediator": ["lock mechanism release"],
    "Outcome": ["chest opened"]
  },
  "counterfactual_roles": {
    "Exposure": ["omission of opening action"],
    "Covariate": ["key possession", "physical capability"],
    "Mediator": ["lock state preservation"],
    "Outcome": ["chest remains closed"]
  },
  "causal_graph": {
    "factual_edges": [
      ["key possession", "act of opening treasure chest"],
      ["key possession", "lock mechanism release"],
      ["key possession", "chest opened"],
      ["physical capability", "act of opening treasure chest"],
      ["physical capability", "lock mechanism release"],
      ["physical capability", "chest opened"],
      ["act of opening treasure chest", "lock mechanism release"],
      ["lock mechanism release", "chest opened"],
      ["act of opening treasure chest", "chest opened"],
    ],
    "counterfactual_edges": [
      ["key possession", "lock state preservation"],
      ["key possession", "chest remains closed"],
      ["physical capability", "lock state preservation"],
      ["physical capability", "chest remains closed"],
      ["omission of opening action", "lock state preservation"],
      ["lock state preservation", "chest remains closed"],
      ["omission of opening action", "chest remains closed"],
    ]
  }
}
```

CLOMO Example. The **Counterfactual Logical Modification (CLOMO)** dataset is designed to evaluate whether large language models can perform controlled, counterfactual edits to natural language arguments in a logically coherent way. Each example presents a base argument and two premises: Premise 1 has a logical sensitivity with the original argument, while Premise 2 does not. The model is instructed to modify the argument such that Premise 2 has a logical sensitivity with the original argument, while Premise 1 no longer is. For instance, given an argument attributing the rise in gasoline prices fully to government policies, the model must produce a revised version (e.g., changing “fully responsible” to “partly leads”) of an argument that shifts logical sensitivity from one premise to another without introducing new claims. The following displays a full example:

```
{
  "instruction": "In the following, you will see an argument and 2 premises, where Premise 1 provides a necessary assumption to the Argument. Please modify the Statements in the Argument until Premise 2 provides a necessary assumption to the Argument instead, while Premise 1 fails to provide a necessary assumption to the Argument. Note that no additional statement should be added. ",
  "input": "Argument: Statement1: Consumer advocate : there is no doubt that the government is responsible for the increased cost of gasoline, because the government's policies have significantly increased consumer demand for fuel, and as a result of increasing demand, the price of gasoline has risen"
```



```

steadily.Premise1: The government can bear responsibility for
that which it indirectly causes.Premise2: Consumer demand for
gasoline cannot increase without causing gasoline prices to
increase.Please write the modified argument below: ",
"output": "Statement1: Consumer advocate : there is no doubt that
the government partly leads to the increased cost of gasoline,
because the government's policies have significantly increased
consumer demand for fuel, and as a result of increasing demand,
the price of gasoline has risen steadily undoubtedly."
}

```

CLOMO Causality & Causal Graph.

```

{
  "factual_roles": {
    "Exposure": ["Premise 1 as necessary assumption"],
    "Covariate": [
      "Government's policy impact on demand",
      "Demand-price relationship assumption"
    ],
    "Mediator": ["Causal attribution mechanism (direct vs indirect)"],
    "Outcome": ["Full responsibility attribution to government"]
  },
  "counterfactual_roles": {
    "Exposure": ["Premise 2 as necessary assumption"],
    "Covariate": [
      "Government's policy impact on demand",
      "Demand-price relationship assumption"
    ],
    "Mediator": ["Responsibility attribution modifier (partial vs full)"],
    "Outcome": ["Partial responsibility attribution to government"]
  },
  "causal_graph": {
    "factual_edges": [
      ["Government's policy impact on demand", "Premise 1 as necessary assumption"],
      ["Government's policy impact on demand", "Causal attribution mechanism"],
      ["Government's policy impact on demand", "Full responsibility attribution to government"],
      ["Demand-price relationship assumption", "Premise 1 as necessary assumption"],
      ["Demand-price relationship assumption", "Causal attribution mechanism"],
      ["Demand-price relationship assumption", "Full responsibility attribution to government"],
      ["Premise 1 as necessary assumption", "Causal attribution mechanism"],
      ["Causal attribution mechanism", "Full responsibility attribution to government"],
      ["Premise 1 as necessary assumption", "Full responsibility attribution to government"]
    ],
    "counterfactual_edges": [
      ["Government's policy impact on demand", "Responsibility attribution modifier"],
      ["Government's policy impact on demand", "Partial responsibility attribution to government"],
      ["Demand-price relationship assumption", "Responsibility attribution modifier"],
      ["Demand-price relationship assumption", "Partial responsibility attribution to government"],
      ["Premise 2 as necessary assumption", "Responsibility attribution modifier"],
    ]
  }
}

```

```

    ["Responsibility attribution modifier", "Partial responsibility attribution to government"],
    ["Premise 2 as necessary assumption", "Partial responsibility attribution to government"]
  ]
}
}

```

RNN-Typology Example. This is a synthetic dataset contains sentence pairs that reflect syntactic alterations to word orders (e.g., converting English from subject-verb-object (SVO) to subject-object-verb (SOV) order). For example, the factual sentence “*Tim saw Lucas.*” (SVO) is transformed to its SOV equivalent “*Tim Lucas saw.*”.

```
"tim saw lucas.": "tim lucas saw."
```


RNN-Typology Causality & Causal Graph.

```

{
  "factual_roles": {
    "Exposure": ["subject-verb-object order"],
    "Covariate": ["syntactic rule", "Lexical items (Tim, saw, Lucas)"]
  },
  "Mediator": ["SOV reordering operation"],
  "Outcome": ["tim saw lucas."],
},
"counterfactual_roles": {
  "Exposure": ["subject-object-verb order"],
  "Covariate": ["syntactic rule", "Lexical items (Tim, saw, Lucas)"]
},
"Mediator": ["SVO restoration operation"],
"Outcome": ["tim lucas saw."],
},
"causal_graph": {
  "factual_edges": [
    ["syntactic rule", "subject-verb-object order"],
    ["syntactic rule", "SOV reordering operation"],
    ["syntactic rule", "tim saw lucas."],
    ["Lexical items (Tim, saw, Lucas)", "subject-verb-object order"],
    ["Lexical items (Tim, saw, Lucas)", "SOV reordering operation"],
    ["Lexical items (Tim, saw, Lucas)", "tim saw lucas."],
    ["subject-verb-object order", "SOV reordering operation"],
    ["SOV reordering operation", "tim saw lucas."],
    ["subject-verb-object order", "tim saw lucas."]
  ],
  "counterfactual_edges": [
    ["syntactic rule", "SVO restoration operation"],
    ["syntactic rule", "tim lucas saw."],
    ["Lexical items (Tim, saw, Lucas)", "SVO restoration operation"],
    ["Lexical items (Tim, saw, Lucas)", "tim lucas saw."],
    ["subject-object-verb order", "SVO restoration operation"],
    ["SVO restoration operation", "tim lucas saw."],
    ["subject-object-verb order", "tim lucas saw."]
  ]
}
}

```


CVQA-Bool Example. Counterfactual Visual Question Answering(CVQA) is designed to assess the ability of vision-language models to perform counterfactual reasoning over images. Each example presents a factual visual query-answer pair (e.g., “*Is there a red sandal here?*” → *yes*) grounded in a COCO image, along with a corresponding counterfactual query that modifies a key visual condition (e.g., “*Would there be a red sandal here if all shoes were removed?*” → *no*). The task requires the model to infer changes in object presence or relationships under hypothetical alterations to the scene. The dataset focuses on a boolean query type. The following displays an example:

real image	query	answer	new query	new answer	type
	Is there a red sandal here?	yes	Would there be a red sandal here if all shoes were removed?	no	boolean

CVQA-Bool Causality & Causal Graph.

```
{
  "factual_roles": {
    "Exposure": ["presence of red sandal"],
    "Covariate": ["original shoe collection in cart", "visual
      recognition capability"],
    "Mediator": ["sandal-as-shoe categorical inclusion"],
    "Outcome": ["yes"]
  },
  "counterfactual_roles": {
    "Exposure": ["removal of all shoes"],
    "Covariate": ["original shoe collection in cart", "visual
      recognition capability"],
    "Mediator": ["sandal-shoe categorical dependency"],
    "Outcome": ["no"]
  },
  "causal_graph": {
    "factual_edges": [
      ["original shoe collection in cart", "presence of red sandal"],
      ["original shoe collection in cart", "sandal-as-shoe categorical
        inclusion"],
      ["original shoe collection in cart", "yes"],
      ["visual recognition capability", "presence of red sandal"],
      ["visual recognition capability", "sandal-as-shoe categorical
        inclusion"],
      ["visual recognition capability", "yes"],
      ["presence of red sandal", "sandal-as-shoe categorical inclusion
        "],
      ["sandal-as-shoe categorical inclusion", "yes"],
      ["presence of red sandal", "yes"]
    ],
    "counterfactual_edges": [
      ["original shoe collection in cart", "sandal-shoe categorical
        dependency"],
      ["original shoe collection in cart", "no"],
      ["visual recognition capability", "sandal-shoe categorical
        dependency"],
      ["visual recognition capability", "no"],
      ["removal of all shoes", "sandal-shoe categorical dependency"],
      ["sandal-shoe categorical dependency", "no"],
      ["removal of all shoes", "no"]
    ]
  }
}
```



CVQA-Count Example. Visual Counterfactual Query Dataset (CVQA) also evaluates whether language models can perform a direct or indirect numerical counterfactual reasoning grounded in visual inputs. Each example consists of a factual visual question (e.g., “*How many plates are there?*” → 1) paired with a corresponding counterfactual query that modifies the quantity in a clearly defined way (e.g., “*How many plates would there be if 2 more plates were added?*” → 3). The model must integrate visual perception (e.g., detecting a single white plate in an image) with numerical logic (e.g., adding 2) to produce the correct answer. The dataset focuses on a counting query type. The following displays an example:

real image	query	answer	new query	new answer	type
	How many plates are there	1	How many plates would there be if 2 more plates were added?	3	direct counting

CVQA-Count Causality & Causal Graph.

```
{
  "factual_roles": {
    "Exposure": ["current plate presence (1 unit)"],
    "Covariate": ["original plate count (1)", "visual counting capability"],
    "Mediator": ["visual plate detection mechanism"],
    "Outcome": ["1"]
  },
  "counterfactual_roles": {
    "Exposure": ["addition of 2 plates"],
    "Covariate": ["original plate count (1)", "visual counting capability"],
    "Mediator": ["numerical addition operation"],
    "Outcome": ["3"]
  },
  "causal_graph": {
    "factual_edges": [
      ["original plate count (1)", "current plate presence (1 unit)"],
      ["original plate count (1)", "visual plate detection mechanism"],
      ["original plate count (1)", "1"],
      ["visual counting capability", "current plate presence (1 unit)"],
      ["visual counting capability", "visual plate detection mechanism"],
      ["visual counting capability", "1"],
      ["current plate presence (1 unit)", "visual plate detection mechanism"],
      ["visual plate detection mechanism", "1"],
      ["current plate presence (1 unit)", "1"]
    ],
    "counterfactual_edges": [
      ["original plate count (1)", "numerical addition operation"],
      ["original plate count (1)", "3"],
      ["visual counting capability", "numerical addition operation"],
      ["visual counting capability", "3"],
      ["addition of 2 plates", "numerical addition operation"],
      ["numerical addition operation", "3"],
      ["addition of 2 plates", "3"]
    ]
  }
}
```

COCO Example. Common Objects in Context(COCO) dataset provides automatically constructed counterfactual examples for evaluating multimodal reasoning in image-text pairs. Each instance contains two images and two near-identical captions that differ only in a key noun (e.g., “A big burly grizzly bear is shown with grass in the background” vs. “A big burly grizzly bear is shown with deer in the background”). The dataset is designed to test whether models can detect minimal semantic changes and determine whether the new image visually aligns with the counterfactual caption. The goal is to assess visual-textual consistency and a model’s sensitivity to causal or identity-based alterations in structured multimodal contexts. The following displays an example:

Factual Caption	Image 0	Counterfactual Caption	Image 1
A big burly grizzly bear is shown with grass in the background.		A big burly grizzly bear is shown with deer in the background.	

COCO Causality & Causal Graph.

```
{
  "factual_roles": {
    "Exposure": ["original image (bear with grass)"],
    "Covariate": ["bear presence", "background context"],
    "Mediator": ["grass visual detection"],
    "Outcome": ["caption with 'grass'"]
  },
  "counterfactual_roles": {
    "Exposure": ["modified image (bear with deer)"],
    "Covariate": ["bear presence", "background context"],
    "Mediator": ["deer-grass substitution mechanism"],
    "Outcome": ["caption with 'deer'"]
  },
  "causal_graph": {
    "factual_edges": [
      ["bear presence", "original image (bear with grass)"],
      ["bear presence", "grass visual detection"],
      ["bear presence", "caption with 'grass'"],
      ["background context", "original image (bear with grass)"],
      ["background context", "grass visual detection"],
      ["background context", "caption with 'grass'"],
      ["original image (bear with grass)", "grass visual detection"],
      ["grass visual detection", "caption with 'grass'"],
      ["original image (bear with grass)", "caption with 'grass'"]
    ],
    "counterfactual_edges": [
      ["bear presence", "deer-grass substitution mechanism"],
      ["bear presence", "caption with 'deer'"],
      ["background context", "deer-grass substitution mechanism"],
      ["background context", "caption with 'deer'"],
      ["modified image (bear with deer)", "deer-grass substitution mechanism"],
      ["deer-grass substitution mechanism", "caption with 'deer'"],
      ["modified image (bear with deer)", "caption with 'deer'"]
    ]
  }
}
```

Arithmetic Example. Base-computation Arithmetic dataset evaluates counterfactual numerical reasoning by testing arithmetic operations across multiple numeral systems(e.g. Base-8, 9, 10, 11, 16). Each example pairs a factual base-10 calculation with a counterfactual alternate-base computation (e.g., base-8: $14_8 + 57_8 = 73_8$, base-16: $EC_{16} + DD_{16} = 1C9_{16}$). The dataset includes inputs (num1, num2), the numeral system (e.g., "8" for octal, "16" for hexadecimal), and the base-specific result (addrst). It assesses models' ability to adapt numeral system transitions and consistency in counterfactual reasoning. The following display a base-8 computation example and a base-16 example:

```
{
  "8": {
    "num1": "14",
    "num2": "57",
    "addrst": "73"
  }
}
```

```

},
"16": {
  "num1": "EC",
  "num2": "DD",
  "addrst": "1C9"
}
}

```

Base-8 Arithmetic Causality & Causal Graph.

```

{
  "factual_roles": {
    "Exposure": ["10-based system"],
    "Covariate": ["14", "57"],
    "Mediator": ["base-10 arithmetic operation"],
    "Outcome": ["71"]
  },
  "counterfactual_roles": {
    "Exposure": ["8-based system"],
    "Covariate": ["14", "57"],
    "Mediator": [
      "base-8 to base-10 conversion",
      "base-10 sum conversion to base-8"
    ],
    "Outcome": ["73"]
  },
  "causal_graph": {
    "factual_edges": [
      ["14", "10-based system"],
      ["14", "base-10 arithmetic operation"],
      ["14", "71"],
      ["57", "10-based system"],
      ["57", "base-10 arithmetic operation"],
      ["57", "71"],
      ["10-based system", "base-10 arithmetic operation"],
      ["base-10 arithmetic operation", "71"],
      ["10-based system", "71"]
    ],
    "counterfactual_edges": [
      ["14", "base-8 to base-10 conversion"],
      ["14", "73"],
      ["57", "base-8 to base-10 conversion"],
      ["57", "73"],
      ["8-based system", "base-8 to base-10 conversion"],
      ["base-8 to base-10 conversion", "base-10 sum conversion to base-8"],
      ["base-10 sum conversion to base-8", "73"],
      ["8-based system", "73"]
    ]
  }
}

```

Base-16 Arithmetic Causality & Causal Graph.

```

{
  "factual_roles": {
    "Exposure": ["10-based system"],
    "Covariate": ["EC", "DD"],
    "Mediator": ["N.A."],
    "Outcome": ["N.A."]
  },
  "counterfactual_roles": {
    "Exposure": ["16-based system"],
    "Covariate": ["EC", "DD"],

```

```

    "Mediator": [
      "hex-to-decimal conversion",
      "decimal-to-hex reversion"
    ],
    "Outcome": ["1C9"]
  },
  "causal_graph": {
    "factual_edges": [
      ["EC", "10-based system"],
      ["DD", "10-based system"]
    ],
    "counterfactual_edges": [
      ["EC", "hex-to-decimal conversion"],
      ["hex-to-decimal conversion", "decimal-to-hex reversion"],
      ["EC", "1C9"],
      ["DD", "hex-to-decimal conversion"],
      ["DD", "1C9"],
      ["16-based system", "hex-to-decimal conversion"],
      ["decimal-to-hex reversion", "1C9"],
      ["16-based system", "1C9"]
    ]
  }
}

```

MalAlgoQA Example (Malformed Algorithmic Question Answering (MalAlgoQA)) dataset is designed intentionally including factual and counterfactual rationales between multiple-choice question answering to validate a language model's ability to discern sound reasoning in the presence of rationales(factual or counterfactual). Each question is presented alongside a factual rationale that supports the correct answer (e.g., *“Correctly ordered the values from greatest to least: 276, 254, 237, 235.”* → C), and is paired with counterfactual rationales (e.g., *“Ordered least to greatest”*) that correspond to plausible but incorrect or altered answers (e.g., A). Each example is decomposed into factual and counterfactual role pairs, allowing researchers to assess how changes in reasoning paths (rationales) lead to different answer choices. The following display an example of raw data and its decomposed data points:

```

{
  "Question": "Which list shows the following number in order from highest to lowest?",
  "Answer": "C",
  "Choice_A": " 235  237  254  276 ",
  "Choice_B": " 237  276  235  254 ",
  "Choice_C": " 276  254  237  235 ",
  "Choice_D": " 276  254  235  237 ",
  "Rationale_A": "Ordered least to greatest",
  "Rationale_B": "Ordered greatest to least by ones place.",
  "Rationale_C": "Correctly ordered the values from greatest to least : 276, 254, 237, 235.",
  "Rationale_D": "Switched last 2 numbers."
}

```

```

{
  {
    "Question": "Which list shows the following number in order from highest to lowest?",
    "Answer": "C",
    "Counterfactual Answer": "A",
    "Choice_A": " 235  237  254  276 ",
    "Choice_B": " 237  276  235  254 ",
    "Choice_C": " 276  254  237  235 ",
    "Choice_D": " 276  254  235  237 ",
    "Counterfactual Rationale": "Ordered least to greatest",
    "Rationale_C": "Correctly ordered the values from greatest to least: 276, 254, 237, 235."
  }
}

```



```

    },
    {
      "Question": "Which list shows the following number in order
        from highest to lowest?",
      "Answer": "C",
      "Counterfactual Answer": "B",
      "Choice_A": " 235  237  254  276 ",
      "Choice_B": " 237  276  235  254 ",
      "Choice_C": " 276  254  237  235 ",
      "Choice_D": " 276  254  235  237 ",
      "Counterfactual Rationale": "Ordered greatest to least by ones
        place",
      "Rationale_C": "Correctly ordered the values from greatest to
        least: 276, 254, 237, 235."
    }.

    {
      "Question": "Which list shows the following number in order
        from highest to lowest?",
      "Answer": "C",
      "Counterfactual Answer": "D",
      "Choice_A": " 235  237  254  276 ",
      "Choice_B": " 237  276  235  254 ",
      "Choice_C": " 276  254  237  235 ",
      "Choice_D": " 276  254  235  237 ",
      "Rationale_C": "Correctly ordered the values from greatest to
        least: 276, 254, 237, 235.",
      "Counterfactual Rationale": "Switched last 2 numbers."
    }
  }
}

```

Take the first decomposed sample as an example showing **MalAlgoQA Causality & Causal Graph**.

```

{
  "factual_roles": {
    "Exposure": ["Ordered from greatest to least"],
    "Covariate": ["Number set (276, 254, 237, 235)"],
    "Mediator": ["Descending comparison logic"],
    "Outcome": ["Choice C"]
  },
  "counterfactual_roles": {
    "Exposure": ["Ordered least to greatest"],
    "Covariate": ["Number set (276, 254, 237, 235)"],
    "Mediator": ["Ascending comparison logic"],
    "Outcome": ["Choice A"]
  },
  "causal_graph": {
    "factual_edges": [
      ["Number set (276, 254, 237, 235)", "Ordered from greatest to
        least"],
      ["Number set (276, 254, 237, 235)", "Descending comparison logic
        "],
      ["Number set (276, 254, 237, 235)", "Choice C"],
      ["Ordered from greatest to least", "Descending comparison logic
        "],
      ["Descending comparison logic", "Choice C"],
      ["Ordered from greatest to least", "Choice C"]
    ],
    "counterfactual_edges": [
      ["Number set (276, 254, 237, 235)", "Ordered least to greatest"],
      ,
      ["Number set (276, 254, 237, 235)", "Ascending comparison logic
        "],
      ["Number set (276, 254, 237, 235)", "Choice A"],
    ]
  }
}

```

```

    ["Ordered least to greatest", "Ascending comparison logic"],
    ["Ascending comparison logic", "Choice A"],
    ["Ordered least to greatest", "Choice A"]
  ]
}
}

```

HumanEval-Exe Example This dataset performs a programming-related task: code execution. It is designed to probe the ability of code-execution language models to perform counterfactual reasoning in the context of program behavior. Each example consists of a function definition and a test case input, and the model is asked to predict the output under a factual assumption (e.g., Python’s default 0-based indexing). The example is paired with a counterfactual version of the same test case, where a hypothetical condition is introduced—such as switching to 1-based indexing. The model must then predict the corresponding counterfactual output. For instance, given a function that checks for close floating-point elements in a list, the model is expected to reason whether the list and threshold would yield a different outcome if indexing conventions were altered. The full example is shown as follows:

```

{
  "instruction": "from typing import List\n\ndef\n    has_close_elements(numbers: List[float], threshold: float) ->\n    bool:\n        \"\"\" Check if in given list of numbers, are any\n        two numbers closer to each other than\n            given threshold.\n        >>> has_close_elements([1.0, 2.0, 3.0], 0.5)\n            False\n        >>> has_close_elements([1.0, 2.8, 3.0, 4.0, 5.0, 2.0], 0.3)\n            True\n        \"\"\"",
  "input": "[1.0, 2.0, 3.9, 4.0, 5.0, 2.2], 0.3",
  "output": "True",
  "counterfactual_output": "True"
}

```

HumanEval-Exe Causality & Causal Graph.

```

{
  "factual_roles": {
    "Exposure": ["0-based indexing"],
    "Covariate": [
      "List values [1.0, 2.0, 3.9, 4.0, 5.0, 2.2]",
      "Threshold 0.3",
      "Pairwise comparison algorithm"
    ],
    "Mediator": ["Range iteration logic (0 <= i < j < len(numbers))"],
    "Outcome": ["True"]
  },
  "counterfactual_roles": {
    "Exposure": ["1-based indexing"],
    "Covariate": [
      "List values [1.0, 2.0, 3.9, 4.0, 5.0, 2.2]",
      "Threshold 0.3",
      "Pairwise comparison algorithm"
    ],
    "Mediator": ["Range iteration logic (1 <= i < j <= len(numbers))"],
    "Outcome": ["True"]
  },
  "causal_graph": {
    "factual_edges": [
      ["List values [...] ", "0-based indexing"],
      ["Threshold 0.3", "0-based indexing"],
      ["Pairwise comparison algorithm", "0-based indexing"],
      ["0-based indexing", "Range iteration logic (0 <= i < j < len(\n        numbers))"],
      ["Range iteration logic (0 <= i < j < len(numbers))", "True"],
      ["List values [...] ", "True"],
      ["Threshold 0.3", "True"]
    ]
  }
}

```

```

    ],
    "counterfactual_edges": [
        ["List values [...]", "1-based indexing"],
        ["Threshold 0.3", "1-based indexing"],
        ["Pairwise comparison algorithm", "1-based indexing"],
        ["1-based indexing", "Range iteration logic (1 <= i < j <= len(
            numbers))"],
        ["Range iteration logic (1 <= i < j <= len(numbers))", "True"],
        ["List values [...]", "True"],
        ["Threshold 0.3", "True"]
    ]
}
}

```

Open-Critic Example This dataset performs a programming-related task: code generation. It is a synthetic code editing benchmark designed to train and evaluate large language models on their ability to identify and fix bugs in code. Each example consists of a natural language *task description*, a *correct code* solution that satisfies the task, and a *counterfactual explanation* that describes bugs introduced into a similar but faulty implementation. The objective is for the model to learn to generate or repair the *bugged version of the code* based on the bug descriptions as a counterfactual scenario. For instance, given a correct nested loop that prints all valid digit combinations excluding the number 5 and repetitions, the counterfactual explanation points out altered range values (e.g., using `range(100)` and `range(1)`), leading to an incomplete iteration logic. The full example is shown as follows:

```

{
    "task": "Create a nested loop to print every combination of
        numbers between 0-9, excluding any combination that contains
        the number 5. Additionally, exclude any combination that
        contains a repeating digit. Implement the solution without
        using any built-in functions or libraries to check for
        repeating digits.",
    "correct_code": "for i in range(10): # First digit\n    for j in
        range(10): # Second digit\n        for k in range(10): # Third
            digit\n            # Checking for the conditions\n            if i != 5 and j
                != 5 and k != 5 and i != j and i != k and j != k:\n                print(i,
                    j, k)",
    "correct_explanation": "This code will generate and print every
        combination of three digits between 0-9 that do not contain
        the number 5 and do not have any repeating digits.",
    "bugged_code": "for i in range(10): \n    for j in range(100): \n
        \n    for k in range(1): \n        if i != 5 and j != 5 and k != 5
            and i != j and i != k and j != k:\n            print(i, j, k)",
    "counterfactual_explanation": "Reading through this code, I notice
        that:\n\n* The second loop is set to 'range(100)' instead of
        'range(10)', which means it will only iterate over the numbers
        from 0 to 99. This will cause the script to miss some
        combinations.\n\n* The third loop is set to 'range(1)', which
        means it will only iterate over the number 0. This will cause
        the script to only print combinations with one digit, instead
        of three.\n\nThese bugs will prevent the script from
        generating and printing all possible combinations of three
        digits between 0-9 that do not contain the number 5 and do not
        have any repeating digits.\n\nTips for avoiding these
        mistakes:\n\n* Double-check the range values in each loop to
        ensure they are correct.\n\n* Make sure the loops iterate
        correctly over the desired range of values."
}

```

Open-Critic Causality & Causal Graph.

```

{
    "factual_roles": {
        "Exposure": ["Correct explanation (valid ranges and checks)"],
    }
}

```

```

    "Covariate": [
      "Task requirements (0-9 digits)",
      "Exclusion logic (no 5/repeats)",
      "Nested loop structure"
    ],
    "Mediator": ["Proper range initialization (range(10) x3)"],
    "Outcome": ["Correct triple-nested loop code"]
  },
  "counterfactual_roles": {
    "Exposure": ["Counterfactual explanation (invalid ranges)"],
    "Covariate": [
      "Task requirements (0-9 digits)",
      "Exclusion logic (no 5/repeats)",
      "Nested loop structure"
    ],
    "Mediator": [
      "Flawed range parameters (range(100)/range(1))",
      "Incomplete digit iteration"
    ],
    "Outcome": ["Bugged code with limited iterations"]
  },
  "causal_graph": {
    "factual_edges": [
      ["Task requirements", "Correct explanation"],
      ["Exclusion logic", "Correct explanation"],
      ["Nested loop structure", "Correct explanation"],
      ["Task requirements", "Proper range initialization"],
      ["Exclusion logic", "Proper range initialization"],
      ["Nested loop structure", "Proper range initialization"],
      ["Correct explanation", "Correct triple-nested loop code"],
      ["Task requirements", "Correct triple-nested loop code"],
      ["Exclusion logic", "Correct triple-nested loop code"],
      ["Correct explanation", "Proper range initialization"],
      ["Proper range initialization", "Correct triple-nested loop code"],
      ["Correct explanation", "Correct triple-nested loop code"]
    ],
    "counterfactual_edges": [
      ["Task requirements", "Flawed range parameters"],
      ["Exclusion logic", "Flawed range parameters"],
      ["Nested loop structure", "Flawed range parameters"],
      ["Task requirements", "Bugged code with limited iterations"],
      ["Exclusion logic", "Bugged code with limited iterations"],
      ["Nested loop structure", "Bugged code with limited iterations"],
      ["Counterfactual explanation", "Flawed range parameters"],
      ["Flawed range parameters", "Incomplete digit iteration"],
      ["Incomplete digit iteration", "Bugged code with limited iterations"],
      ["Counterfactual explanation", "Bugged code with limited iterations"]
    ]
  }
}

```

Code-Preference Example This dataset performs a programming-related task: code summarization. It contains pairs of duplicate code examples, with the only difference being the bugged code example has the bugged code 'surgically transplanted in' while the corrected code is left the same. Each example consists of a natural language *instruction*, a *correct code* solution that satisfies the instruction, and a *bug explanation* that describes bugs. The objective is for the model to learn to summarize and generate the bug descriptions as a counterfactual scenario. For instance, given a correct nested loop that prints all valid digit combinations excluding the number 5 and repetitions compared with a bugged loop, the bug description generated by the model will be able to point out altered range values

(e.g., using `range(100)` and `range(1)`) leading to an incomplete iteration logic in its summarized response of bug explanation. The full example is shown as follows:

```
{
  "Instruction": 'Create a nested loop to print every combination of
    numbers between 0-9, excluding any combination that contains
    the number 5. Additionally, exclude any combination that
    contains a repeating digit. Implement the solution without
    using any built-in functions or libraries to check for
    repeating digits.',
  "bugged_code": 'What are the problems with this code? ``\npython\
nfor i in range(10): \n    for j in range(100): \n for k in
range(1): \n if i != 5 and j != 5 and k != 5 and i != j and i
!= k and j != k:\n    print(i, j, k)\n``',
  "bug_explanation": 'Reading through this code, I notice that:\n\n*
The second loop is set to `range(100)` instead of `range(10)`
, which means it will only iterate over the numbers from 0 to
99. This will cause the script to miss some combinations.\n*
The third loop is set to `range(1)`, which means it will only
iterate over the number 0. This will cause the script to only
print combinations with one digit, instead of three.\n\nThese
bugs will prevent the script from generating and printing all
possible combinations of three digits between 0-9 that do not
contain the number 5 and do not have any repeating digits.\n\n
Tips for avoiding these mistakes:\n\n* Double-check the range
values in each loop to ensure they are correct.\n* Make sure
the loops iterate correctly over the desired range of values.\n
\nHere is the corrected code:\n\n``python\nfor i in range(10
): # First digit\n    for j in range(10): # Second digit\n
        for k in range(10): # Third digit\n            # Checking for the
conditions\n            if i != 5 and j != 5 and k != 5 and i != j and i
!= k and j != k:\n                print(i, j, k)\n``',
  "correct_code": 'Here is an example of a nested loop in Python to
print every combination of numbers between 0-9, excluding any
combination that contains the number 5 or repeating digits:\n\n
``python\nfor i in range(10): # First digit\n    for j in
range(10): # Second digit\n        for k in range(10): # Third
digit\n            # Checking for the conditions\n            if i != 5 and j !=
5 and k != 5 and i != j and i != k and j != k:\n                print(i, j
, k)\n``\n\nThis code will generate and print every
combination of three digits between 0-9 that do not contain
the number 5 and do not have any repeating digits.'
}
```

Code-Preference Causality & Causal Graph.

```
{
  "factual_roles": {
    "Exposure": ["Correct code (range(10) loops)"],
    "Covariate": [
      "Task requirements (0-9 digits)",
      "Exclusion logic (no 5/repeats)",
      "Nested loop structure"
    ],
    "Mediator": ["Proper range initialization (range(10) x3)"],
    "Outcome": ["Correct explanation (valid ranges and checks)"]
  },
  "counterfactual_roles": {
    "Exposure": ["Bugged code (range(100)/range(1))"],
    "Covariate": [
      "Task requirements (0-9 digits)",
      "Exclusion logic (no 5/repeats)",
      "Nested loop structure"
    ]
  }
}
```

```

    "Mediator": ["Flawed range parameters", "Incomplete digit
        iteration"],
    "Outcome": ["Bug explanation (incorrect ranges analysis)"]
},
"causal_graph": {
    "factual_edges": [
        ["Task requirements (0-9 digits)", "Correct code (range(10)
            loops)"],
        ["Exclusion logic (no 5/repeats)", "Correct code (range(10)
            loops)"],
        ["Nested loop structure", "Correct code (range(10) loops)"],
        ["Task requirements (0-9 digits)", "Proper range initialization
            (range(10) x3)"],
        ["Exclusion logic (no 5/repeats)", "Proper range initialization
            (range(10) x3)"],
        ["Nested loop structure", "Proper range initialization (range(10)
            x3)"],
        ["Task requirements (0-9 digits)", "Correct explanation (valid
            ranges and checks)"],
        ["Exclusion logic (no 5/repeats)", "Correct explanation (valid
            ranges and checks)"],
        ["Correct code (range(10) loops)", "Proper range initialization
            (range(10) x3)"],
        ["Proper range initialization (range(10) x3)", "Correct
            explanation (valid ranges and checks)"],
        ["Correct code (range(10) loops)", "Correct explanation (valid
            ranges and checks)"]
    ],
    "counterfactual_edges": [
        ["Task requirements (0-9 digits)", "Flawed range parameters"],
        ["Task requirements (0-9 digits)", "Incomplete digit iteration"]
    ],
    [
        ["Task requirements (0-9 digits)", "Bug explanation (incorrect
            ranges analysis)"],
        ["Exclusion logic (no 5/repeats)", "Flawed range parameters"],
        ["Exclusion logic (no 5/repeats)", "Incomplete digit iteration"]
    ],
    [
        ["Exclusion logic (no 5/repeats)", "Bug explanation (incorrect
            ranges analysis)"],
        ["Nested loop structure", "Flawed range parameters"],
        ["Nested loop structure", "Incomplete digit iteration"],
        ["Nested loop structure", "Bug explanation (incorrect ranges
            analysis)"],
        ["Bugged code (range(100)/range(1))", "Flawed range parameters"]
    ],
    [
        ["Flawed range parameters", "Incomplete digit iteration"],
        ["Incomplete digit iteration", "Bug explanation (incorrect
            ranges analysis)"],
        ["Bugged code (range(100)/range(1))", "Bug explanation (
            incorrect ranges analysis)"]
    ]
}
}

```

B Complementary Experiment

This section presents additional experimental results that complement the main evaluation in the body of the paper. These supplementary findings, together with what has been presented in previous sections, offer comprehensive insights into LLMs capabilities across different compositional tasks.

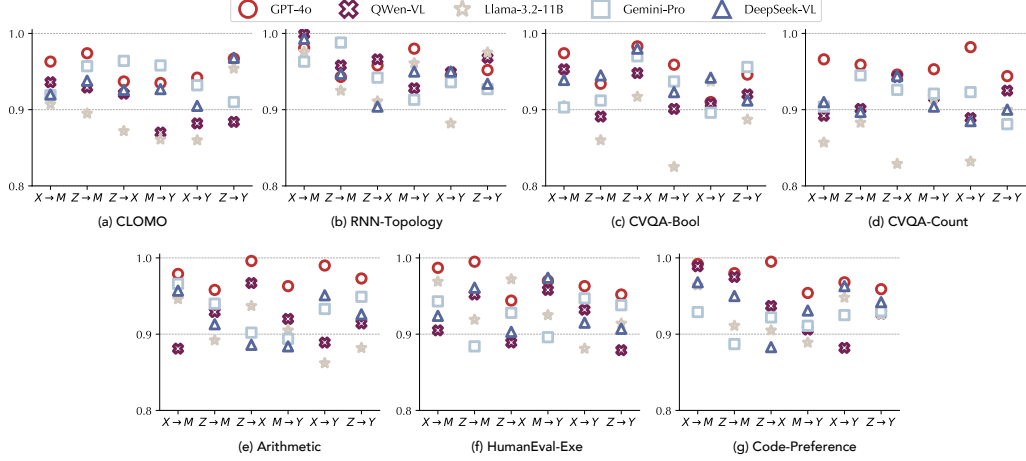


Figure 5: Additional evaluation on causal graph construction, complementing to Figure 3.

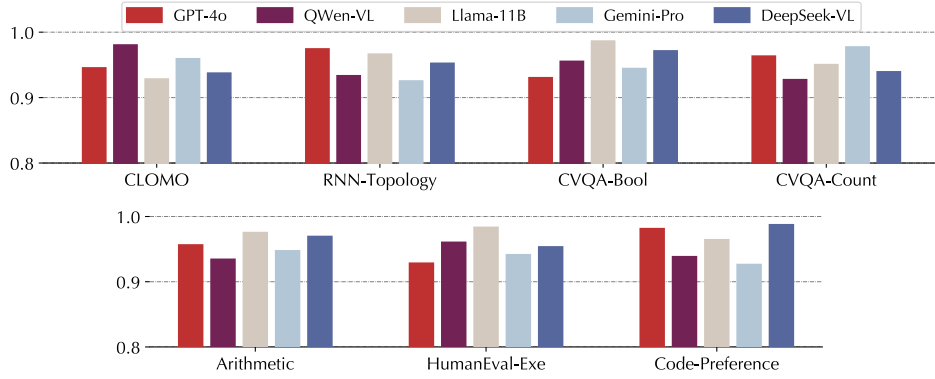


Figure 6: Additional evaluation of LLMs' intervention identification, complementing to Figure 4.

C Experimental Setting

This section lists the experimental settings used in this study.

Table 6: LLM query hyperparameters used during all experiments.

Hyperparameter	Value	Description
Temperature	0.7	Controls randomness in generation
Top- p (nucleus sampling)	0.95	Probability mass for sampling
Max tokens	2048	Maximum number of tokens to generate
Stop sequences	["\n", "Q: "]	Used to truncate responses
Prompt format	CoT, CoT-SC, ToT	Prompting strategy used in Section 4.2.2
Tool-calling API	Enabled (Selective)	Used in tool-augmented experiments

Computational Resources. All experiments were conducted on a high-performance computing server equipped with six NVIDIA RTX 6000 Ada Generation GPUs, each with 49 GB of dedicated VRAM. The system utilized CUDA version 12.8 and NVIDIA driver version 570.124.06. These GPUs supported parallel execution of model querying, evaluation, and tool-augmented tasks across our benchmark datasets. The hardware configuration ensured sufficient memory bandwidth and processing capability to accommodate large-scale inference, particularly for multimodal tasks and multi-sample prompting strategies such as CoT-SC and ToT. No resource-related constraints were encountered during experimentation.

D Discussion of Limitation

While our compositional framework offers a structured view for evaluating LLMs’ counterfactual reasoning abilities, several limitations are worthy to consider as further steps.

Scope of Causal Structures. Our work focuses on fundamental and representative causal structures involving four core variable types (Exposure, Covariate, Mediator, Outcome). Although this abstraction aligns with foundational causal inference principles, it may not fully capture all the possible granularity of real-world causal systems, which often involve latent confounders, feedback loops, or dynamic temporal interactions. Future extensions could incorporate more complex or hierarchical causal graphs to evaluate how LLMs perform under less idealized conditions.

Tool Dependency and Integration. The proposed tool-augmented approach introduces external model dependencies (e.g., Grounding-DINO, GraphCodeBERT), which improve performance but add system complexity. These tools themselves are imperfect and may introduce noise or domain mismatches. Further investigation is needed to understand how errors from auxiliary tools propagate through the LLM pipeline and affect final reasoning outputs.

Benchmark Coverage. Although our benchmark spans diverse domains—natural language, vision-language, code, and symbolic reasoning—it is still constrained by the selected datasets and intervention types. Other domains such as medical decision-making, real-time interaction, or policy planning remain unexplored. Expanding the benchmark to broader applications would provide more robust insights into LLM generalization in counterfactual reasoning.