

# FiGKD: Fine-Grained Knowledge Distillation via High-Frequency Detail Transfer

Seonghak Kim

**Abstract**—Knowledge distillation (KD) is a widely adopted technique for transferring knowledge from a high-capacity teacher model to a smaller student model by aligning their output distributions. However, existing methods often underperform in fine-grained visual recognition tasks, where distinguishing subtle differences between visually similar classes is essential. This performance gap stems from the fact that conventional approaches treat the teacher’s output logits as a single, undifferentiated signal—assuming all contained information is equally beneficial to the student. Consequently, student models may become overloaded with redundant signals and fail to capture the teacher’s nuanced decision boundaries. To address this issue, we propose Fine-Grained Knowledge Distillation (FiGKD), a novel frequency-aware framework that decomposes a model’s logits into low-frequency (content) and high-frequency (detail) components using the discrete wavelet transform (DWT). FiGKD selectively transfers only the high-frequency components, which encode the teacher’s semantic decision patterns, while discarding redundant low-frequency content already conveyed through ground-truth supervision. Our approach is simple, architecture-agnostic, and requires no access to intermediate feature maps. Extensive experiments on CIFAR-100, TinyImageNet, and multiple fine-grained recognition benchmarks show that FiGKD consistently outperforms state-of-the-art logit-based and feature-based distillation methods across a variety of teacher–student configurations. These findings confirm that frequency-aware logit decomposition enables more efficient and effective knowledge transfer, particularly in resource-constrained settings.

**Index Terms**—Resource-Constrained Environments, Knowledge Distillation, Frequency Domain, Wavelet Transform, Fine-Grained Image Classification

## I. INTRODUCTION

DEEP learning has driven remarkable progress in computer vision, achieving state-of-the-art performance in tasks such as image classification [1]–[3], object detection [4], [5], semantic segmentation [6]–[8], panoptic perception [9], [10], and multi-modal fusion [11], [12]. These advancements have been largely enabled by the increasing scale of deep neural networks, including architectures with billions of parameters and deeply layered hierarchies. While such overparameterized models deliver exceptional accuracy, their substantial computational and memory requirements pose significant challenges for deployment in resource-constrained environments, such as edge devices, real-time systems, and embedded platforms used in industrial and automotive applications. To address these limitations, a variety of model compression techniques have been proposed, including pruning [13],

Seonghak Kim is with the Agency for Defense Development (ADD), Daejeon 34186, Republic of Korea (e-mail: seonghak35@gmail.com).

This work has been submitted to the Elsevier for possible publication. Copyright may be transferred without notice, after which this version may no longer be accessible.

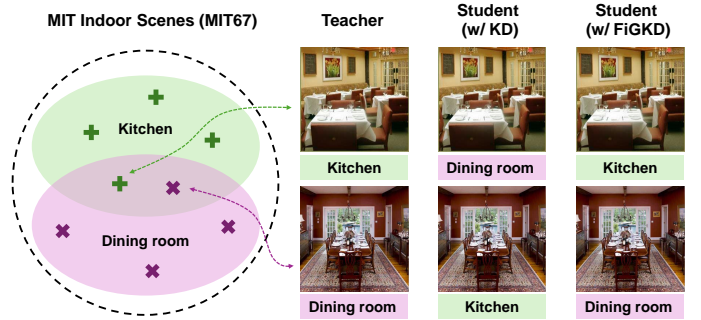


Fig. 1: Comparison of teacher, conventional KD, and FiGKD models on a fine-grained classification task. When the teacher accurately captures fine-grained distinctions, the student trained with conventional KD fails to replicate this behavior. In contrast, the FiGKD student succeeds by focusing on high-frequency detail signals.

quantization [14], low-rank factorization [15], and knowledge distillation (KD) [16]. Among these, KD has emerged as a particularly promising approach due to its simplicity, general applicability, and strong effectiveness. In KD, a compact student model is trained to imitate the behavior of a larger teacher model, typically by aligning their output logits or internal feature representations. This enables the student to approach — and in some cases even surpass — the performance of the teacher, despite having far fewer parameters.

Since its introduction by Hinton [17], knowledge distillation (KD) has been broadly categorized into logit-based [17], [18] and feature-based [19], [20] approaches. Logit-based distillation supervises the student using the teacher’s final output logits, whereas feature-based methods transfer intermediate representations. Although feature-based KD often achieves superior performance due to the rich spatial and semantic information captured in intermediate features, it also introduces several practical challenges. First, feature-based methods typically require tight architectural coupling between the teacher and student networks, which limits flexibility in model design. Second, transferring intermediate feature maps incurs significant memory and bandwidth overhead, especially in large-scale models or real-time applications. Finally, in federated learning or privacy-sensitive environments, accessing internal representations may pose serious security risks, as these activations could potentially leak sensitive information about the input data. As a result, logit-based distillation is often preferred in real-world deployment scenarios due to its simplicity, efficiency, and model-agnostic nature — requiring

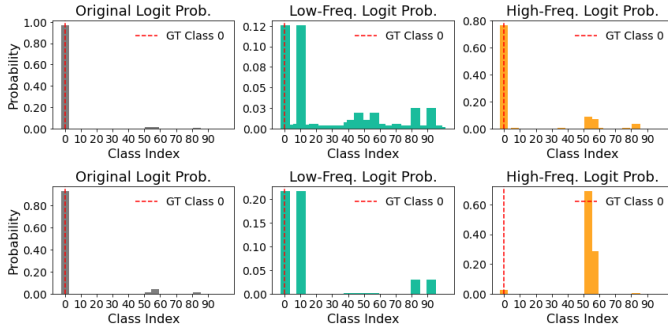


Fig. 2: Original logits (Left), low-frequency logits (Middle), and high-frequency logits (Right) obtained from (Top) ResNet32x4 (79.42%) and (Bottom) ResNet8x4 (72.50%) in CIFAR-100. ResNet32x4 predicts the correct class from both the original and high-frequency logits, whereas ResNet8x4 fails to do so using the high-frequency logits alone, despite predicting correctly from the original logits.

only access to the final output logits [21]–[23].

However, traditional logit-based knowledge distillation (KD) methods remain limited in their effectiveness for fine-grained visual recognition tasks, which demand capturing subtle semantic differences between classes. As illustrated in Fig. 1, student models trained with conventional KD frequently struggle to distinguish visually similar categories, in contrast to their teacher counterparts. This limitation occurs because traditional logit-based KD treats all information within the teacher’s logits as equally valuable, ignoring the fact that logits encode both coarse content (e.g., dominant class scores) and fine-grained semantic detail (e.g., distributional patterns over non-target classes). This entanglement prevents the student from selectively focusing on the most informative parts of the teacher’s knowledge — especially when the teacher is highly overparameterized and its output includes redundant or overconfident elements that the student cannot effectively replicate.

To better understand the limitations of full-logit distillation, we conducted an empirical analysis of the frequency components of the logits. Specifically, we applied a 2D discrete wavelet transform (DWT) to the logits produced by both a high-capacity model and a smaller model. As shown in Fig. 2, we observed that strong, high-accuracy teacher models tend to preserve class-discriminative information even in the high-frequency components alone — they can correctly predict the target class using only the high-frequency logits. In contrast, lower-capacity models are typically unable to do so: while they may make correct predictions when using the full logits, they frequently fail when relying solely on the high-frequency part. Additional visualizations are provided in Sec. V-B. These findings suggest that high-performing models encode meaningful semantic structure in the high-frequency components, whereas weaker models struggle to capture such detail. This observation motivates our approach: rather than transferring the entire logit vector, we propose to distill only the teacher’s high-frequency detail information, which captures the subtle decision patterns that the student would otherwise miss.

Consequently, to overcome the limitations of conventional logit-based distillation in handling subtle classification tasks, we introduce Fine-Grained Knowledge Distillation (FiGKD) — a lightweight yet effective framework that focuses on transferring the most informative part of the teacher’s output. Rather than matching the entire logit vector, FiGKD identifies and distills the teacher’s high-frequency components, which are shown to encode the teacher’s fine-grained decision behavior and semantic differentiation between closely related classes. This is achieved through a simple process: we apply a 2D discrete wavelet transform (DWT) to the teacher’s logits, separating them into low-frequency content and high-frequency detail signals. FiGKD leverages this decomposition by selectively guiding the student to imitate only the detail — that is, the fine-grained structure within the teacher’s predictions — while relying on the ground-truth labels to supervise the overall class identity. This targeted supervision helps the student allocate its limited capacity more effectively, promoting generalization in tasks that require detailed semantic understanding.

We evaluate FiGKD across diverse benchmarks, including CIFAR-100, TinyImageNet, and multiple fine-grained visual recognition (FGVR) datasets. The results demonstrate that FiGKD consistently improves student performance over state-of-the-art logit-based and feature-based KD methods, confirming that detail-focused distillation in the frequency domain offers a powerful and transferable learning signal.

## II. RELATED WORKS

### A. Knowledge Distillation

Knowledge Distillation (KD) was first introduced by Hinton [17] as a model compression technique, where a smaller student network is trained to mimic the softened output probabilities of a larger teacher network. These softened logits—obtained by applying a higher temperature to the softmax function—reveal how the teacher generalizes across classes, thereby providing richer supervision than hard labels alone.

Since its introduction, KD has been widely adopted and extended. Most approaches combine the distillation loss with the standard cross-entropy loss on ground-truth labels, forming a joint objective that balances learning from both the teacher and the data. Existing KD methods are generally categorized into logit-based [17], [18] and feature-based [19], [20] approaches. Logit-based methods operate directly on model outputs—either logits or predicted probabilities. Hinton’s original formulation falls under this category, along with numerous subsequent variants that refine how the teacher’s output distribution is leveraged. For example, Decoupled Knowledge Distillation (DKD) [18] explicitly splits the logit vector into two parts: the target class and the non-target classes. By assigning separate weights to each component, DKD enhances supervision for non-target predictions, based on the insight that high-confidence predictions can suppress meaningful inter-class relationships. This design improves the distillation process by emphasizing the relative importance of secondary class scores.

Our proposed FiGKD shares a similar motivation—focusing on the fine-grained structure within the logit vector—but takes

a fundamentally different approach. Rather than explicitly separating logits into target and non-target classes, FiGKD decomposes the entire logit vector in the frequency domain into high- and low-frequency components. This enables the model to capture fine-grained class-wise contrast—often embedded in high-frequency variations—without relying on explicit target-class supervision. As a result, FiGKD naturally preserves inter-class structural information that is often overlooked in traditional full-logit distillation.

### B. Feature Distillation

Feature-based knowledge distillation (KD) methods aim to transfer rich internal representations from the teacher to the student. As an early attempt, FitNets [19] introduced the concept of hint layers, where the student learns to replicate intermediate feature maps from the teacher network. Since then, numerous variants have emerged to capture different structural properties of the feature space. Attention Transfer (AT) [24], for instance, guides the student to mimic the spatial attention maps of the teacher, highlighting where the teacher focuses within the input. Relational Knowledge Distillation (RKD) [25] encourages the student to preserve the pairwise geometric relationships between samples found in the teacher’s feature space. Probabilistic Knowledge Transfer (PKT) [26] aligns the overall feature distribution between the teacher and student by matching their probability distributions rather than raw feature values. Contrastive Representation Distillation (CRD) [27] adopts a contrastive learning framework, training the student to bring its representations closer to those of the teacher using positive and negative sample pairs.

Among more recent approaches, Review KD [20] introduces a review mechanism that summarizes multi-level knowledge from the teacher and guides the student using these condensed representations. DiffKD [28] treats knowledge distillation as a denoising process, where a teacher-guided diffusion model refines the student’s noisy features into cleaner, more informative representations. CAT-KD [29] focuses on class-discriminative regions by transferring class activation maps (CAMs), enabling the student to attend to the same spatial regions as the teacher for each class. While these methods demonstrate strong performance by modeling richer intermediate representations, they often require tight architectural coupling, additional modules, or direct access to internal features—factors that complicate deployment in practical systems.

In contrast, our proposed FiGKD distills fine-grained knowledge solely from the final logits. By decomposing these logits into frequency components and selectively transferring high-frequency details, FiGKD captures the semantic subtlety of the teacher’s predictions without accessing on internal features. This makes it lightweight, architecture-agnostic, and particularly well-suited for fine-grained visual recognition tasks.

### C. Frequency Domain

Recent research has increasingly explored the role of frequency-domain representations in neural networks [30]–[33]. This growing interest stems from the observation that neural networks exhibit varying sensitivities across frequency

bands [34]: low-frequency components typically encode coarse global structures, while high-frequency components capture fine-grained details. In image generation, frequency-based approaches have been employed to improve output fidelity. For instance, wavelet-based image translation methods [35] apply the discrete wavelet transform (DWT) to decompose generated images into multi-scale frequency bands. By emphasizing or supervising the high-frequency components, these methods enable lightweight generators to better reconstruct textures and sharp details. Such findings suggest that high-frequency information is particularly challenging for compact models to learn, yet critical for producing perceptually realistic outputs.

Beyond generation tasks, other studies have investigated the frequency sensitivity of convolutional neural networks (CNNs) themselves. Fourier-based analyses of model robustness have revealed that CNNs tend to favor low-frequency features [34], and that robustness to noise and perturbations is closely linked to a model’s ability to handle high-frequency signals [36]. These insights further support the use of frequency-domain analysis as a tool to understand model behavior and generalization. In the context of cross-modal knowledge transfer, frequency decomposition has been used to disentangle modality-specific and modality-agnostic representations: low-frequency components often encode shared content across modalities, while high-frequency components capture modality-specific variations [37]. Applying different loss functions to each component has been shown to improve generalization across domains such as audio and vision.

While these prior works demonstrate the value of frequency-domain analysis, our method differs fundamentally in both application domain and technical approach. In contrast to image generation methods that apply DWT to the image space to enhance pixel-level fidelity, we apply DWT directly to the logit vector of neural networks. Whereas prior work focuses on visual detail, our goal is to improve semantic discriminability in the output space. Specifically, we treat the logit vector as a structured signal and decompose it into low- and high-frequency components. We show that the high-frequency component captures subtle inter-class distinctions that full-logit matching often misses, providing an effective supervisory signal for training student models. This enables more effective knowledge transfer of fine-grained semantic patterns without requiring access to intermediate feature maps, and proves especially beneficial in fine-grained visual recognition tasks where decision boundary precision is essential.

## III. METHODS

In this section, we present Fine-Grained Knowledge Distillation (FiGKD), a frequency-aware distillation framework designed to improve fine-grained recognition by selectively transferring high-frequency components of the teacher’s output logits. We begin by revisiting conventional logit-based distillation methods and their limitations, then introduce the discrete wavelet transform (DWT), and finally detail the formulation of FiGKD.

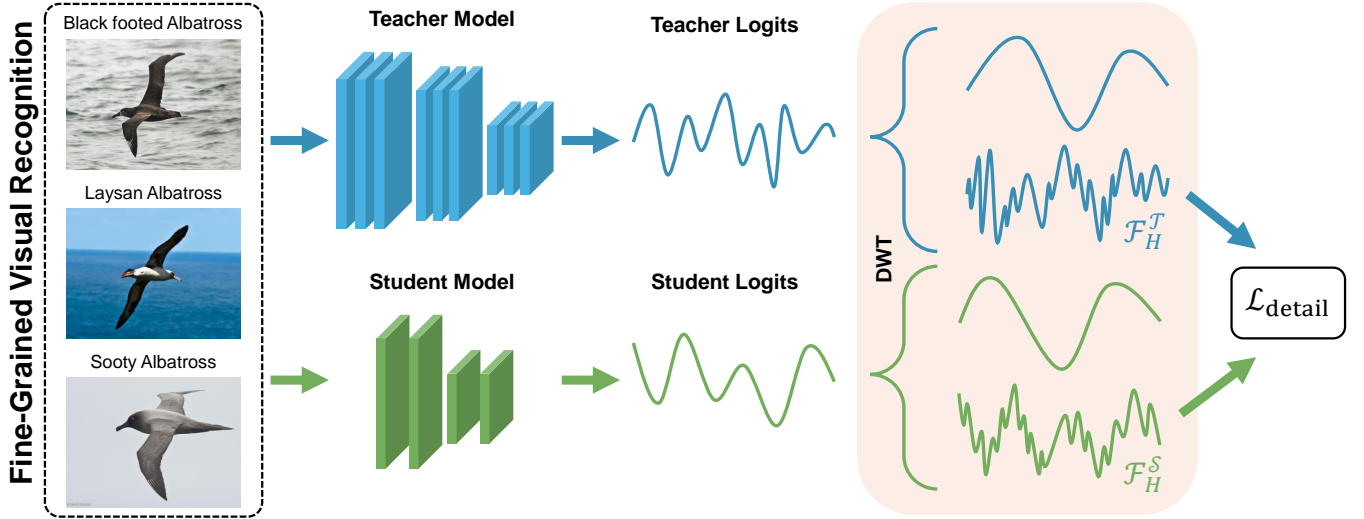


Fig. 3: Overview of Fine-Grained Knowledge Distillation (FiGKD) framework. Given an input image from a fine-grained recognition dataset (e.g., different species of albatross), the teacher and student models produce their respective logit vectors. Both logits are reshaped and decomposed using a 2D DW, yielding high-frequency components  $\mathcal{F}_H^T$  and  $\mathcal{F}_H^S$  for the teacher and student, respectively. The detail loss  $\mathcal{L}_{detail}$  is then computed between these high-frequency components, enabling the student to learn fine-grained semantic distinctions from the teacher’s logit space. This targeted knowledge transfer facilitates improved recognition performance in visually similar classes.

#### A. Revisiting Logit Distillation

Knowledge distillation (KD) is a widely used paradigm for transferring knowledge from a high-capacity teacher network to a lightweight student network [17]. In its most common form, KD encourages the student to mimic the softened output probabilities of the teacher, thereby transferring so-called *dark knowledge* [22], [23]—information about class similarities encoded in the teacher’s output distribution.

Given an input sample  $x$  with ground-truth label  $y$ ,  $\ell^T(x) \in \mathbb{R}^C$  and  $\ell^S(x) \in \mathbb{R}^C$  are denoted by the pre-softmax logits produced by the teacher  $\mathcal{T}$  and student  $\mathcal{S}$  networks, respectively, where  $C$  is the number of classes. In the classic logit-based KD, the student is trained to minimize a weighted sum of the cross-entropy loss ( $\mathcal{L}_{CE}$ ) with ground-truth and a distillation loss based on the Kullback-Leibler (KL) divergence ( $\mathcal{D}_{KL}$ ) between the softened output distributions:

$$\mathcal{L}_{KD} = (1 - \lambda)\mathcal{L}_{CE}(\mathbf{p}^S, y) + \lambda T^2 \mathcal{D}_{KL}(\mathbf{q}^T \parallel \mathbf{q}^S) \quad (1)$$

where  $\mathbf{p}^S = \text{softmax}(\ell^S)$  is the standard output of the student, and  $\mathbf{q}^T = \text{softmax}(\ell^T/T)$  and  $\mathbf{q}^S = \text{softmax}(\ell^S/T)$  are the softened teacher and student outputs, respectively, with temperature  $T$ . The hyperparameter  $\lambda$  controls the trade-off between supervised learning and distillation.

Here,  $\mathbf{p}^S = \text{softmax}(\ell^S)$  is the standard output of the student, while  $\mathbf{q}^T = \text{softmax}(\ell^T/T)$  and  $\mathbf{q}^S = \text{softmax}(\ell^S/T)$  denote the teacher and student logits softened by a temperature parameter  $T$ . The hyperparameter  $\lambda$  controls the balance between supervised learning and distillation. While vanilla KD enables the transfer of global class relationships, it treats all logit components uniformly and may fail to emphasize the subtle semantic distinctions that are critical in fine-grained recognition.

A recent advancement, Decoupled Knowledge Distillation (DKD) [18], attempts to separate the contributions of target and non-target classes in the loss function.

$$\mathcal{L}_{DKD} = \alpha \mathcal{L}_{TKD} + \beta \mathcal{L}_{NCKD}, \quad (2)$$

where  $\mathcal{L}_{TKD}$  and  $\mathcal{L}_{NCKD}$  denote the losses computed over the target and non-target class logits, respectively, and  $\alpha, \beta$  are balancing coefficients. This formulation further highlights the importance of inter-class relationships among non-target classes. However, despite these refinements, conventional logit-based distillation still blends information across the entire logit vector, without explicitly disentangling dominant class predictions from the nuanced inter-class relationships that underlie fine-grained decision boundaries. Furthermore, because these methods operate directly in the raw logit space, they are unable to capture localized patterns or frequency-specific structures that may reflect subtle yet semantically meaningful variations among classes.

In the following sections, we address these limitations by introducing a frequency-domain decomposition of logits via the Discrete Wavelet Transform (DWT), enabling more targeted and effective knowledge transfer for fine-grained recognition tasks.

#### B. Discrete Wavelet Transform (DWT)

To enable frequency-domain decomposition of logit vectors, we leverage the Discrete Wavelet Transform (DWT) [38], a classical signal processing technique that provides localized analysis in both spatial and frequency domains. Unlike the Fourier transform, which captures only global frequency content, the DWT provides multi-resolution representations by

decomposing a signal into scaled and shifted versions of a base function known as the mother wavelet.

The wavelet basis is constructed by dilating and translating the mother wavelet function  $\varphi(t)$ :

$$\varphi_{j,k}(t) = 2^{-j/2} \varphi(2^{-j}t - k), \quad j, k \in \mathbb{Z} \quad (3)$$

Here,  $j$  and  $k$  denote the scale and translation parameters, respectively, which control how the mother wavelet is dilated and shifted along the input signal. Both  $j$  and  $k$  take values in the set of integers  $\mathbb{Z}$ . When  $\varphi$  is an orthogonal wavelet, these functions form an orthonormal basis in  $L^2(\mathbb{R})$ , enabling compact and non-redundant signal representations.

Given a 2D input signal  $x$ , the 2D DWT operator, denoted as  $\mathcal{W}_\varphi(\cdot)$ , decomposes the signal into a low-frequency component  $\mathcal{F}_L(x)$ , which captures coarse-scale structure, and a high-frequency component  $\mathcal{F}_H(x)$ , which contains fine-grained details. This decomposition effectively separates primary content from subtle variations, facilitating multi-scale analysis and representation.

### C. Fine-Grained Knowledge Distillation

Building upon the frequency decomposition framework, we propose FiGKD—a logit-based distillation method that selectively transfers high-frequency knowledge from teacher to student, as shown in Fig. 3. The key intuition behind FiGKD is that fine-grained visual distinctions, which are crucial for differentiating semantically similar classes, are primarily encoded in the high-frequency components of the logit signal. These are often overlooked in conventional knowledge distillation (KD), which treats all logit information equally.

Given a classification task with  $C$  classes, each logit vector  $\ell \in \mathbb{R}^C$  is interpreted as a one-dimensional semantic signal. To apply the DWT, we reshape this vector into a matrix  $\hat{\ell} \in \mathbb{R}^{H \times W}$  such that  $H \cdot W = C^1$ . We fix the decomposition level to  $J = 1$  and use the Haar wavelet for efficiency and simplicity.

Given the teacher and student logits  $\ell^T, \ell^S \in \mathbb{R}^C$ , we reshape them to matrices  $\hat{\ell}^T, \hat{\ell}^S \in \mathbb{R}^{H \times W}$ . Applying a single-level 2D DWT yields:

$$\mathcal{F}_L, \mathcal{F}_H = \mathcal{W}_\varphi(\hat{\ell}), \quad (4)$$

where  $\mathcal{F}_L$  and  $\mathcal{F}_H$  represent the low-frequency and high-frequency components of the logits, respectively.

We perform DWT on both teacher and student logits:

$$\mathcal{F}_L^T, \mathcal{F}_H^T = \mathcal{W}_\varphi(\hat{\ell}^T), \quad \mathcal{F}_L^S, \mathcal{F}_H^S = \mathcal{W}_\varphi(\hat{\ell}^S). \quad (5)$$

To distill only the high-frequency semantic structure from the teacher, we define a high-frequency loss computed between corresponding subbands of the teacher and student logits. We refer to this term as a detail loss, as it encourages the student to learn the fine-grained variation patterns encoded in

the teacher’s high-frequency logit components. In contrast to losses computed in the pixel or feature space, our detail loss directly compares semantic structure in the logit domain.

Formally, for each sample  $i \in \{1, \dots, B\}$  in a batch of size  $B$ , and for each high-frequency subband  $k \in \{1, \dots, K\}$ , the distillation loss is defined as:

$$\mathcal{L}_{\text{detail}} = \frac{1}{B} \sum_{i=1}^B \sum_{k=1}^K \|\mathcal{F}_{H_k}^T[i] - \mathcal{F}_{H_k}^S[i]\|_1 \quad (6)$$

where  $\mathcal{F}_{H_k}^T$  and  $\mathcal{F}_{H_k}^S$  denote the  $k$ -th high-frequency subbands of the teacher and student logits, respectively.

This frequency-aware logit decomposition enables semantic disentanglement: we discard the dominant low-frequency content and instead emphasize high-frequency subbands that encode critical fine-grained decision patterns. This selective focus is particularly beneficial for improving student models in fine-grained recognition tasks, where subtle differences between classes are crucial.

In addition to the detail loss, we keep the standard cross-entropy loss  $\mathcal{L}_{\text{CE}}$  for supervised learning. The final training objective is a weighted combination of the two:

$$\mathcal{L}_{\text{FiGKD}} = \alpha \mathcal{L}_{\text{CE}} + \beta \mathcal{L}_{\text{detail}} \quad (7)$$

where  $\alpha$  and  $\beta$  are balancing hyperparameters.

Unlike previous approaches that apply wavelet transforms to raw images [35] or intermediate feature maps [39], our method uniquely operates on the logit space. By applying DWT at the logit level, we eliminate the need to access or align high-dimensional intermediate features, resulting in a structurally simpler and more broadly applicable framework. Interpreting logits vector as a semantic signal, we disentangle dominant class scores (low-frequency content) from subtle inter-class relationships (high-frequency detail), enabling targeted transfer of the teacher’s fine-grained decision-making patterns—information that is especially valuable for compact student models.

Importantly, FiGKD achieves strong performance not only on standard benchmarks such as CIFAR-100 and TinyImageNet, but also demonstrates effectiveness in fine-grained classification tasks including FGVR datasets, where distinguishing between visually similar classes is especially challenging.

## IV. EXPERIMENTS

To validate the effectiveness of the proposed Fine-Grained Knowledge Distillation (FiGKD) framework, we conduct comprehensive experiments across a range of classification tasks. Our evaluation covers both coarse-grained benchmarks (CIFAR-100 and TinyImageNet) and fine-grained visual recognition (FGVR) datasets, including CUB-200, Stanford Dogs, MIT-67, and Stanford 40 Actions. These datasets exhibit varying levels of intra-class similarity and inter-class variation, making them well-suited for assessing FiGKD’s ability to transfer fine-grained semantic knowledge.

Unlike conventional logit-based KD methods that treat the teacher’s output as a monolithic signal, FiGKD explicitly focuses on transferring high-frequency logit components that

<sup>1</sup>If  $C$  is not a perfect square,  $H$  and  $W$  are chosen to be as close as possible to  $\sqrt{C}$  and  $\lceil C/H \rceil$ , respectively, such that  $H \cdot W = C$ . For example: for TinyImageNet ( $C = 200$ ), we use  $H = 10$ ,  $W = 20$ ; for CUB-200,  $H = 10$ ,  $W = 20$ ; for Stanford Dogs ( $C = 120$ ),  $H = 10$ ,  $W = 12$ ; for MIT67 ( $C = 67$ ),  $H = 1$ ,  $W = 67$ ; and for Stanford40 ( $C = 40$ ),  $H = 5$ ,  $W = 8$ .



TABLE I: Top-1 Accuracy (%) of various knowledge distillation methods on the CIFAR-100 validation set using homogeneous teacher-student model architectures. Methods are grouped by type—feature-based and logit-based. The highest accuracy is highlighted in **bold**, and the second-highest is underlined.

Types	Teacher	ResNet110	ResNet32x4	WRN-40-2	WRN-40-2	VGG13	Avg.
	Student	ResNet32	ResNet8x4	WRN-16-2	WRN-40-1	VGG8	
		74.31	79.42	75.61	75.61	74.64	
		71.14	72.50	73.26	71.98	70.36	
Features	FitNet [19]	71.06	73.50	73.58	73.50	71.02	72.53
	PKT [26]	72.61	73.64	74.54	73.64	72.88	73.46
	RKD [25]	71.82	71.90	73.35	72.22	71.48	72.15
	CRD [27]	73.48	75.51	75.48	<u>75.51</u>	73.94	74.78
	AT [24]	72.31	73.44	74.08	73.44	71.43	72.94
	VID [40]	72.61	73.09	74.11	73.09	71.23	72.83
	OFD [41]	73.23	74.95	75.24	74.95	73.95	74.46
	SP [42]	72.69	72.94	73.83	72.43	72.68	72.91
	DiffKD [28]	-	76.72	-	74.09	-	75.41
	ReviewKD [20]	73.89	75.63	76.12	75.09	74.84	75.11
	CAT-KD [29]	73.62	76.91	75.60	74.82	74.65	75.12
Logits	KD [17]	73.08	73.33	74.92	73.54	72.98	73.57
	DML [43]	72.03	72.12	73.58	72.68	71.79	72.44
	TAKD [44]	73.37	73.81	75.12	73.78	73.23	73.86
	DIST [45]	-	76.31	-	74.73	-	75.52
	DKD [18]	<u>74.11</u>	76.32	76.24	74.81	74.68	75.23
	MLKD [21]	<u>74.11</u>	<u>77.08</u>	<u>76.63</u>	75.35	<u>75.18</u>	<u>75.67</u>
Ours	<b>FiGKD</b>	<b>74.31</b>	<b>78.05</b>	<b>77.06</b>	<b>76.04</b>	<b>76.17</b>	<b>76.33</b>
	$\Delta$	<b>+0.20</b>	<b>+0.97</b>	<b>+0.43</b>	<b>+0.53</b>	<b>+0.99</b>	<b>+0.66</b>

encode subtle decision boundaries and semantic detail. We hypothesize that our method will be particularly effective in FGVR scenarios, where successful classification often hinges on capturing minor but discriminative differences between visually similar classes.

We begin by describing the experimental setup, including dataset specifications, teacher–student architectures, and baseline KD methods used for comparison. We then present quantitative results across all datasets, demonstrating the effectiveness of FiGKD and its superiority over both logit-based and feature-based distillation techniques. Further analysis, including ablation study, visualization, and teacher–student scale comparison, is provided in the subsequent Sec. V.

#### A. Datasets

1) *CIFAR-100*: CIFAR-100 [46] is a widely used image classification dataset consisting of 100 categories. Each image has a resolution of  $32 \times 32$  pixels. The dataset contains 50,000 training images and 10,000 test images.

2) *Tiny-ImageNet*: TinyImageNet is a subset of the full ImageNet dataset [47], comprising 200 object categories. All images are resized to  $64 \times 64$  pixels. Each class includes 500 training images, 50 validation images, and 50 test images.

3) *Fine-Grained Visual Recognition (FGVR)*: To evaluate the effectiveness of our method on more challenging classification tasks that require fine-grained discrimination, we conduct experiments on the following FGVR benchmarks. For all FGVR datasets, we apply a RandomResizedCrop(224) transformation to standardize the input resolution while introducing spatial variation during training.

- **Caltech-UCSD Birds (CUB200) [48]**: Contains 200 bird species with 5,994 training and 5,794 test images. This dataset focuses on subtle visual differences among highly similar bird classes.
- **MIT Indoor Scenes (MIT67) [49]**: Includes 67 indoor scene categories with 5,360 training and 1,340 test images. The task involves recognizing spatial layout and contextual cues across varied indoor environments.
- **Stanford 40 Actions (Stanford40) [50]**: Comprises 40 human action categories with a total of 9,532 images. This dataset emphasizes variations in human pose and object interaction.
- **Stanford Dogs [51]**: Consists of 120 dog breeds selected from ImageNet, with 12,000 training and 8,580 test images. The dataset is known for its high inter-class similarity, making it a particularly difficult fine-grained recognition task.

#### B. Network Architectures

We evaluate our method using widely adopted convolutional backbones, including VGG [2], ResNet [1], WideResNet (WRN) [52], MobileNet [53], and ShuffleNet [54], [55]. Both homogeneous and heterogeneous teacher–student pairings are considered to assess the generality of our approach. All models are trained using stochastic gradient descent (SGD) with a momentum of 0.9 and a weight decay of  $5 \times 10^{-4}$ . **Each experiment is repeated three times, and the average performance is reported.**

TABLE II: Top-1 Accuracy (%) of various knowledge distillation methods on the CIFAR-100 validation set using heterogeneous teacher-student model architectures. Methods are grouped by type—feature-based and logit-based. The highest accuracy is highlighted in **bold**, and the second-highest is underlined.

Types	Teacher	WRN-40-2	ResNet50	ResNet32x4	ResNet32x4	VGG13	Avg.
	Student	ShuffleNet-V1	MobileNet-V2	ShuffleNet-V1	ShuffleNet-V2	MobileNet-V2	
		75.61	79.34	79.42	79.42	74.64	
		70.50	64.60	70.50	71.82	64.60	
Features	FitNet [19]	73.73	63.16	73.59	73.54	64.14	69.63
	PKT [26]	73.89	66.52	74.10	74.69	67.13	71.27
	RKD [25]	72.21	64.43	72.28	73.21	64.52	69.33
	CRD [27]	76.05	69.11	75.11	75.65	69.73	73.13
	AT [24]	73.32	58.58	71.73	72.73	59.40	67.15
	VID [40]	73.61	67.57	73.38	73.40	65.56	70.70
	OFD [41]	75.85	69.04	75.98	76.82	69.48	73.43
	SP [42]	74.52	68.08	73.48	74.56	66.30	71.39
	DiffKD [28]	-	69.21	76.57	77.52	-	74.43
	ReviewKD [20]	77.14	69.89	77.45	77.78	70.37	74.53
	CAT-KD [29]	77.35	<u>71.36</u>	<u>78.26</u>	78.41	69.13	74.90
Logits	KD [17]	74.83	67.35	74.07	74.45	67.37	71.61
	DML [43]	72.76	65.71	72.89	73.45	65.63	70.09
	TAKD [44]	75.34	68.02	74.53	74.82	67.91	72.12
	DIST [45]	-	68.66	76.34	77.35	-	74.12
	DKD [18]	76.70	70.35	76.45	77.07	69.71	74.06
	MLKD [11]	<u>77.44</u>	71.04	77.18	<u>78.44</u>	<u>70.57</u>	<u>74.93</u>
Ours	<b>FiGKD</b>	<b>78.84</b>	<b>72.08</b>	<b>78.70</b>	<b>79.64</b>	<b>71.81</b>	<b>76.21</b>
	$\Delta$	<b>+1.40</b>	<b>+0.72</b>	<b>+0.44</b>	<b>+1.20</b>	<b>+1.24</b>	<b>+1.28</b>

### C. Baselines

We compare FiGKD against a comprehensive set of knowledge distillation methods, covering both logit-based and feature-based approaches:

- **Logit-based baselines:** KD [17], DML [43], TAKD [44], DIST [45], DKD [18], and MLKD [21].
- **Feature-based baselines:** FitNet [19], PKT [26], RKD [25], CRD [27], AT [24], VID [40], OFD [41], SP [42], DiffKD [28], ReviewKD [20], and CAT-KD [29].

### D. Main Results

1) *CIFAR-100*: We first evaluate the effectiveness of FiGKD on the CIFAR-100 benchmark under both homogeneous and heterogeneous teacher-student configurations. The results are summarized in Tables I and II, with baseline performances reproduced from original papers or public implementations where available.

Table I presents the results in the homogeneous setting, where the teacher and student share the same backbone family (e.g., ResNet-to-ResNet, WRN-to-WRN). While feature-based KD methods have traditionally achieved strong performance by leveraging rich intermediate representations, recent logit-based approaches—such as DIST, DKD, and MLKD—have significantly narrowed this gap. Even with these advances, our proposed FiGKD consistently achieves the highest accuracy across all teacher-student pairs, outperforming even the strongest feature-based baselines, including DiffKD, ReviewKD, and CAT-KD. In particular, FiGKD yields an average top-1 accuracy improvement of +0.66%, with gains of +0.97%

over MLKD for ResNet32x4  $\rightarrow$  ResNet8x4 and +0.99% for VGG13  $\rightarrow$  VGG8. These results demonstrate the effectiveness of selectively distilling high-frequency logit components that capture fine-grained class relationships.

Table II presents the results for the heterogeneous setting, where the student model architecture differs from that of the teacher (e.g., ResNet-to-MobileNet, WRN-to-ShuffleNet), reflecting realistic deployment scenarios under strict resource constraints. Despite the increased difficulty, FiGKD consistently outperforms all compared methods. It surpasses the average performance of strong feature-based baselines such as ReviewKD and CAT-KD, as well as advanced logit-based methods like MLKD. For instance, FiGKD achieves improvements of +1.24% over MLKD in the VGG13  $\rightarrow$  MobileNetV2 setting and +1.40% in WRN-40-2  $\rightarrow$  ShuffleNetV1, resulting in an overall average gain of +1.28% across all heterogeneous tasks.

Importantly, although FiGKD operates solely on the teacher’s final output logits, it consistently outperforms methods that require access to internal feature maps. This confirms that frequency-aware logit decomposition can isolate and transfer the most informative teacher knowledge, without the architectural coupling or memory overhead typical of feature-based approaches.

2) *TinyImageNet*: We further evaluate the performance of FiGKD on the TinyImageNet dataset, which presents a more complex classification challenge due to its larger number of categories and greater visual variability. Experimental results are shown in Tables III and IV, covering both homogeneous

TABLE III: Top-1 Accuracy (%) of various knowledge distillation methods on the TinyImageNet validation set using homogeneous teacher-student model architectures. The highest accuracy is highlighted in **bold**, and the second-highest is underlined.

Types	Teacher	ResNet110 60.97	ResNet32x4 64.41	WRN-40-2 61.28	WRN-40-2 61.28	VGG13 62.59	Avg.
	Student	ResNet32 55.78	ResNet8x4 55.41	WRN-16-2 58.23	WRN-40-1 56.78	VGG8 56.67	
Features	FitNet [19]	55.01	55.39	58.30	56.99	58.04	56.75
	PKT [26]	57.81	56.25	59.04	58.02	58.73	57.97
	VID [40]	58.45	55.98	58.12	56.78	57.81	57.43
	AT [24]	57.38	56.56	58.93	57.62	59.58	58.01
	RKD [41]	57.23	54.24	57.64	56.07	58.15	56.67
	ReviewKD [20]	59.24	59.01	60.55	<u>60.27</u>	62.03	59.42
	CAT-KD [29]	58.58	59.11	59.60	<u>59.67</u>	62.66	<u>59.92</u>
Logits	KD [17]	57.64	55.41	58.23	58.25	56.67	57.24
	DKD [18]	<u>59.31</u>	55.67	58.65	58.94	61.48	58.81
	MLKD [21]	58.30	<u>60.67</u>	<u>60.80</u>	59.91	<u>63.76</u>	59.70
Ours	<b>FiGKD</b>	<b>59.73</b>	<b>60.92</b>	<b>61.91</b>	<b>60.69</b>	<b>64.52</b>	<b>60.51</b>
	$\Delta$	<b>+0.42</b>	<b>+0.25</b>	<b>+1.11</b>	<b>+0.42</b>	<b>+0.76</b>	<b>+0.58</b>

TABLE IV: Top-1 Accuracy (%) of various knowledge distillation methods on the TinyImageNet validation set using heterogeneous teacher-student model architectures. The highest accuracy is highlighted in **bold**, and the second-highest is underlined.

Types	Teacher	WRN-40-2 61.28	ResNet50 68.20	ResNet32x4 64.41	ResNet32x4 64.41	VGG13 62.59	Avg.
	Student	ShuffleNet-V1 58.20	MobileNet-V2 58.20	ShuffleNet-V1 58.20	ShuffleNet-V2 62.07	MobileNet-V2 58.20	
Features	FitNet [19]	57.33	57.54	57.74	64.70	57.90	59.04
	PKT [26]	59.65	59.57	59.61	65.53	59.70	60.81
	VID [40]	58.26	58.27	58.07	64.50	58.53	59.53
	AT [24]	57.89	51.27	56.57	65.61	57.78	57.82
	RKD [41]	59.20	58.33	58.21	64.33	58.25	59.66
	ReviewKD [20]	<u>63.29</u>	59.35	<u>64.47</u>	67.89	62.06	63.41
	CAT-KD [29]	61.43	58.57	-	67.69	57.42	61.28
Logits	KD [17]	61.10	58.79	61.73	62.07	58.20	60.38
	DKD [18]	61.64	61.42	62.58	66.34	59.28	62.25
	MLKD [21]	62.85	<u>62.42</u>	63.80	<u>68.63</u>	<u>63.16</u>	<u>64.17</u>
Ours	<b>FiGKD</b>	<b>64.95</b>	<b>63.68</b>	<b>65.84</b>	<b>70.10</b>	<b>63.99</b>	<b>65.71</b>
	$\Delta$	<b>+1.66</b>	<b>+1.26</b>	<b>+1.37</b>	<b>+1.47</b>	<b>+0.83</b>	<b>+1.54</b>

and heterogeneous teacher-student configurations. All baseline results are reproduced from original papers or publicly available implementations, where applicable.

In the homogeneous setting (Table III), where the teacher and student share the same backbone family, FiGKD achieves the highest accuracy across all model pairs. Compared to the strongest logit-based baseline (MLKD), FiGKD yields an average improvement of +0.58%, including gains of +1.11% for WRN-40-2  $\rightarrow$  WRN-16-2 and +0.76% for VGG13  $\rightarrow$  VGG8. FiGKD also outperforms advanced feature-based methods such as ReviewKD and CAT-KD. These results confirm the advantage of distilling high-frequency logit components that encode fine-grained semantic details—particularly beneficial for visually complex tasks.

In the heterogeneous setting (Table IV), where the student

model architecture differs from that of the teacher (e.g., WRN-40-2  $\rightarrow$  ShuffleNet-V1, ResNet50  $\rightarrow$  MobileNetV2), FiGKD demonstrates robust performance across heterogeneous architectures. Despite the increased difficulty introduced by architectural mismatch, it achieves the highest top-1 accuracy across all configurations, with an average gain of +1.54% over MLKD. For instance, FiGKD improves performance by +1.66% in WRN-40-2  $\rightarrow$  ShuffleNet-V1 and +1.47% in ResNet32x4  $\rightarrow$  ShuffleNet-V2. These results highlight the robustness of FiGKD’s frequency-based distillation strategy in transferring fine-grained semantic knowledge across diverse architectural settings.

3) *FGVR*: Lastly, we evaluate FiGKD on fine-grained visual recognition (FGVR) benchmarks, where the objective is to distinguish between highly similar classes based on subtle



TABLE V: Top-1 Accuracy (%) of various knowledge distillation methods on the FGVR validation set using homogeneous and heterogeneous teacher-student model architectures. Methods are grouped by type—feature-based and logit-based. The highest accuracy is highlighted in **bold**, and the second-highest is underlined.

Dataset	CUB200		MIT67		Stanford40		Dogs	
Teacher	ResNet34 61.43	MobileNetV1 67.02	ResNet34 59.55	MobileNetV1 61.64	ResNet34 49.06	MobileNetV1 56.06	ResNet34 69.28	MobileNetV1 69.83
Student	ResNet18 58.14	ResNet18 58.14	ResNet18 57.49	ResNet18 57.49	ResNet18 45.94	ResNet18 45.94	ResNet18 66.97	ResNet18 66.97
FitNet [19]	59.60	56.00	58.28	57.07	46.89	44.04	67.06	66.25
PKT [26]	60.98	64.71	60.80	64.73	50.25	54.18	69.62	71.72
RKD [25]	54.80	58.80	57.63	62.14	46.68	51.12	67.23	70.49
CRD [27]	60.29	64.53	59.70	63.92	49.77	54.26	68.67	70.98
AT [24]	63.48	66.66	60.60	61.22	51.08	55.51	70.05	71.34
ReviewKD [20]	62.13	63.09	59.68	60.76	49.95	51.77	68.96	69.22
KD [17]	60.92	64.74	58.78	61.87	49.42	54.07	68.28	71.82
DKD [18]	62.17	66.45	60.00	64.35	49.84	55.80	69.04	72.53
MLKD [21]	<u>64.77</u>	<u>69.62</u>	<u>61.89</u>	<u>65.35</u>	<u>52.86</u>	<u>59.06</u>	<u>71.81</u>	<u>73.51</u>
<b>FiGKD</b>	<b>67.93</b>	<b>71.97</b>	<b>65.67</b>	<b>68.43</b>	<b>53.69</b>	<b>60.21</b>	<b>72.79</b>	<b>74.38</b>
$\Delta$	<b>+3.16</b>	<b>+2.35</b>	<b>+3.78</b>	<b>+3.08</b>	<b>+0.83</b>	<b>+1.15</b>	<b>+0.98</b>	<b>+0.87</b>

visual cues. These tasks are especially challenging for compact student models, which often lack the capacity to replicate the nuanced decision boundaries learned by larger teacher networks.

Table V presents the results on four widely used FGVR datasets: CUB200, MIT67, Stanford40, and Stanford Dogs. Across all datasets and both homogeneous (ResNet34  $\rightarrow$  ResNet18) and heterogeneous (MobileNetV1  $\rightarrow$  ResNet18) settings, FiGKD consistently achieves the highest accuracy, outperforming both logit-based and feature-based baselines.

Notably, FiGKD achieves substantial gains on CUB200 and MIT67—two datasets that demand fine-grained semantic discrimination—with improvements of +3.16% and +3.78% over the strongest baseline, respectively. Even under heterogeneous configurations, FiGKD shows notable gains of +2.35% on CUB200 and +3.08% on MIT67, demonstrating its robustness across different architectures.

Unlike prior methods that distill the full logit vector or rely on intermediate feature representations, FiGKD selectively transfers high-frequency logit components that encode fine-grained semantic cues. This targeted strategy proves especially effective for FGVR tasks, where subtle distinctions between classes are crucial. By doing so, FiGKD enables compact student models to retain fine-grained discriminative capacity, making it well-suited for real-world applications that demand both efficiency and accuracy.

## V. DISCUSSION

In Sec. IV, we demonstrated that FiGKD consistently outperforms both logit-based and feature-based baselines across a wide range of benchmarks and architectural configurations. To gain deeper insight into the underlying mechanisms driving this strong performance, we conduct a series of additional analyses, including ablation studies, visualization experiments, and model complexity evaluations.

### A. Ablation Study

1) *Frequency Effect*: To investigate the effect of different frequency components, we conduct an ablation study that isolates the contributions of low- and high-frequency information in the wavelet-decomposed logit space. Table VI demonstrates the results for several representative teacher–student pairs on CIFAR-100 and TinyImageNet. Specifically, we compare four variants: (1) distilling neither frequency (Low  $\times$ , High  $\times$ ), which means the baseline model, (2) distilling only the low-frequency (Low  $\checkmark$ , High  $\times$ ), (3) distilling only the high-frequency (Low  $\times$ , High  $\checkmark$ ), and (4) distilling both frequency (Low  $\checkmark$ , High  $\checkmark$ ).

The results clearly show that distilling only the high-frequency logit components consistently yields the best performance across all settings. For example, on CIFAR-100, transferring only the high-frequency information achieves 77.06% accuracy for WRN-40-2  $\rightarrow$  WRN-16-2, 76.17% for VGG13  $\rightarrow$  VGG8 and 71.81% for VGG13  $\rightarrow$  MobileNet-V2. Similarly, on TinyImageNet, the high-frequency-only variant reaches 60.92%, 64.52%, and 70.10% for ResNet32x4  $\rightarrow$  ResNet8x4, VGG13  $\rightarrow$  VGG8, and ResNet32x4  $\rightarrow$  ShuffleNet-V2, respectively.

In contrast, distilling only the low-frequency component provides marginal improvements or even degrades performance compared to the baseline. While combining both frequencies yields better results than low-frequency distillation alone, it still underperforms compared to using only the high-frequency component.

These results highlight the importance of selectively transferring the teacher’s high-frequency logit information, which captures subtle, class-discriminative patterns essential for fine-grained recognition. By focusing on these high-frequency components, FiGKD enables the student model to better emulate the nuanced decision-making of the teacher while avoiding potential redundancy or noise present in the low-frequency content.

TABLE VI: Ablation study on frequency components. Each column reports the accuracy (%) for a teacher-student model pair. Using only the high-frequency component (Low ✗, High ✓) consistently yields the best performance.

Datasets	Frequency		Accuracy (%)		
	Low	High	WRN-40-2 → WRN-16-2	VGG13 → VGG8	VGG13 → MobileNet-V2
CIFAR100	✗	✗	76.63	75.18	70.57
	✓	✗	76.44	75.23	70.65
	✗	✓	<b>77.06</b>	<b>76.17</b>	<b>71.81</b>
	✓	✓	76.56	75.83	71.18
TinyImageNet	✗	✗	60.67	63.76	68.63
	✓	✗	60.45	63.99	69.39
	✗	✓	<b>60.92</b>	<b>64.52</b>	<b>70.10</b>
	✓	✓	60.71	64.19	69.59

2) *Hyperparameter*: We also investigate the sensitivity of FiGKD to the loss weights  $\alpha$  (cross-entropy loss) and  $\beta$  (high-frequency detail loss), as shown in Fig. 4. All experiments use the ResNet32x4–ResNet8x4 teacher–student pair on CIFAR-100 and TinyImageNet.

On CIFAR-100, the best accuracy is achieved with  $\alpha = 2$  and  $\beta = 2$ . For consistency and simplicity, we adopt this setting as the default in all main experiments. However, a closer look at TinyImageNet reveals that the optimal setting may vary by dataset: the best result is observed with  $\alpha = 6$  and  $\beta = 2$ . This suggests that the best-performing hyperparameters for one dataset may not necessarily be optimal for another, and that further gains could be possible by tuning  $\alpha$  and  $\beta$  specifically for each dataset. In other words, the current reported results do not represent the upper bound of FiGKD’s potential performance; there is still room for improvement with dataset-specific tuning.

It is worth noting that, even without extensive hyperparameter search, FiGKD consistently outperforms the strong MLKD baseline on both datasets. On CIFAR-100, all tested values of  $\alpha$  (with  $\beta = 2$ ) exceed the MLKD baseline (77.08%). Likewise, on TinyImageNet, combinations with  $\beta = 2$  and  $\alpha \in \{2, 4, 6, 8\}$  outperform the MLKD baseline (60.67%). These findings highlight both the robustness of FiGKD and the opportunity for further improvement through careful hyperparameter optimization.

## B. Visualization

1) *Frequency Logit Visualization*: To gain deeper insight into how model capacity relates to the frequency composition of logits, we present visualizations in Fig. 5. For each representative sample, the model’s predicted logits are decomposed using 2D DWT into two components—low-frequency and high-frequency—which are then compared against the original logits. The visualization is arranged such that each row corresponds to a specific model and input sample, with the original logits shown in the left column, the low-frequency component in the middle, and the high-frequency component on the right.

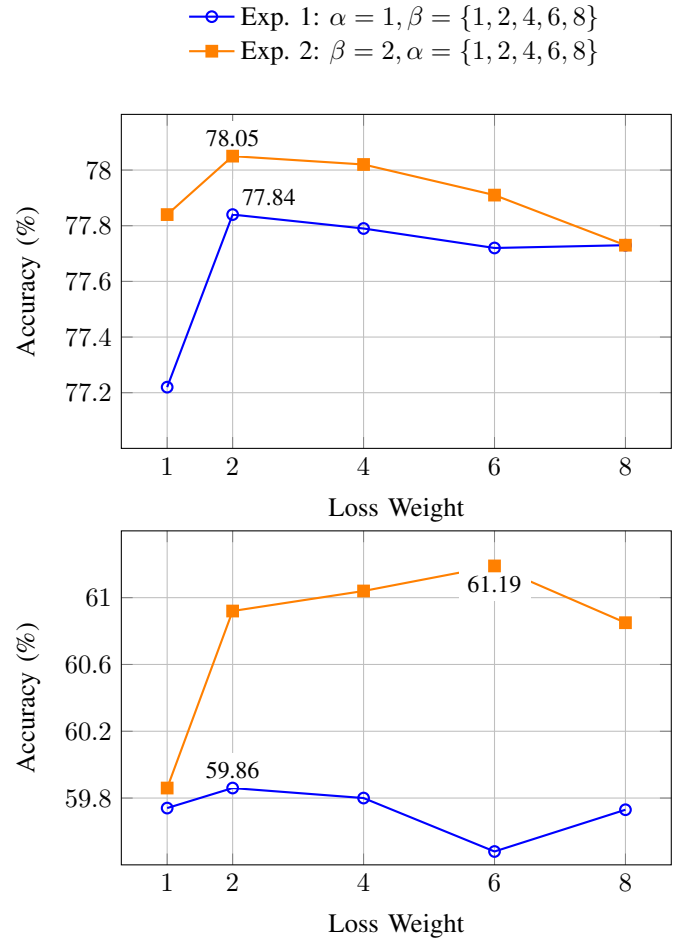


Fig. 4: Accuracy sensitivity according to loss weight on the CIFAR-100 (Top) and TinyImageNet (Bottom). The blue line shows the results when the CE loss weight is fixed to 1 and the high-frequency loss weight is varied. The orange line represents the results when the high-frequency loss weight is fixed to 2 and the CE loss weight is varied.

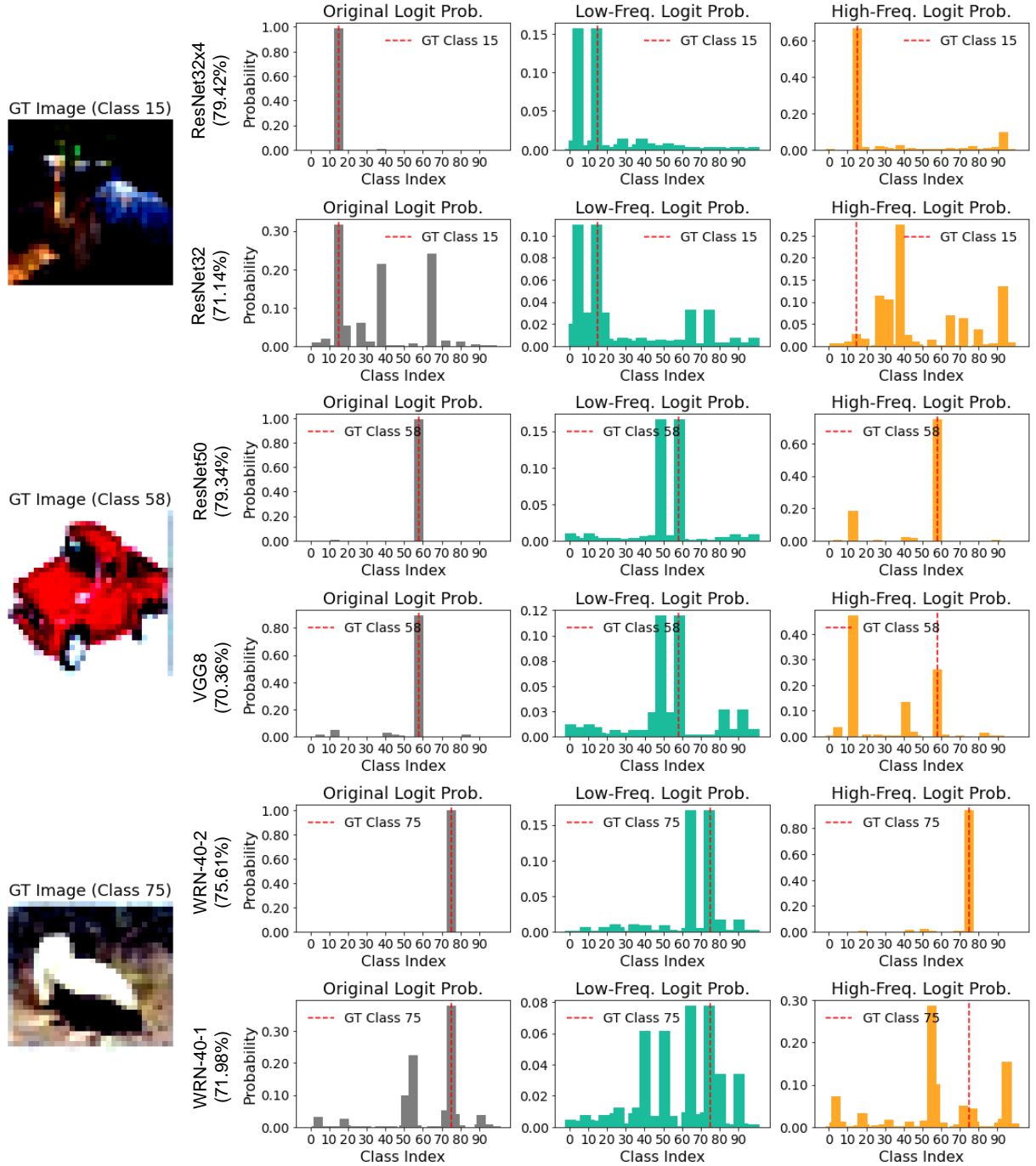


Fig. 5: Original (Left), low-frequency (Middle), and high-frequency (Right) logits for different model pairs on CIFAR-100. While large models correctly predict the target class using both the original and high-frequency logits, small models are only able to predict correctly with the original logits and fail to do so when relying solely on the high-frequency logits.




Fig. 6: t-SNE visualization. Each column shows a different dataset (CUB200, Dogs, MIT67, Stanford40), and each row corresponds to a distillation method: KD (top) and FiGKD (bottom). FiGKD yields more separable and compact clusters, indicating improved feature discriminability.

The results reveal a striking qualitative difference between high-capacity and low-capacity models. For high-capacity models, the high-frequency logit component alone is often sufficient to correctly predict the target class—the peak corresponding to the true class remains clearly visible even after removing low-frequency information. In contrast, for low-capacity models, the high-frequency logit component no longer distinctly highlights the target class: the distribution appears more diffuse, and the location of the true class is less apparent. This indicates that compact models have difficulty encoding precise class-discriminative information in the high-frequency domain.

These qualitative findings reinforce the core motivation behind FiGKD: by distilling high-frequency knowledge from a stronger teacher, we enable the student to capture subtle semantic cues that would otherwise be difficult to learn—particularly in fine-grained recognition scenarios.

2) *tSNE*: To visually assess the representational capacity of the proposed distillation method, we employ t-SNE to project feature embeddings into a two-dimensional space. Figure 6 displays the 2D projections of features extracted from student models trained on four benchmark datasets: CUB200, Dogs, MIT67, and Stanford40. In all cases, the teacher model is ResNet34 and the student is ResNet18. The top row shows student representations obtained via standard knowledge distillation (KD), while the bottom row presents embeddings learned using our proposed FiGKD.

Across all datasets, FiGKD consistently produces more semantically meaningful feature spaces than standard KD, characterized by clearer inter-class separability and tighter

intra-class clustering. This improvement is particularly evident in challenging datasets such as Dogs, where FiGKD produces more structured and discriminative feature clusters—indicating stronger representational quality for fine-grained and visually diverse recognition tasks.

These results demonstrate that FiGKD effectively transfers high-frequency, semantically rich knowledge from teacher to student, enhancing both quantitative performance and the qualitative structure of learned feature representations. The t-SNE visualizations further support that FiGKD substantially improves the discriminability of deep features compared to conventional KD.

### C. Teacher–Student Scale Comparison

Table VII summarizes the number of parameters and FLOPs for the teacher and student models used in our experiments on TinyImageNet. As shown, teacher models are consistently several times larger than their student counterparts in both parameter count and computational cost. Notably, the ResNet50–MobileNetV2 pair represents an extreme case, with the teacher model being over 25 times larger in parameters and nearly 180 times more expensive in FLOPs.

Despite substantial differences in model size, FiGKD enables student models to effectively absorb fine-grained knowledge from their respective teachers, significantly narrowing the performance gap while maintaining high computational efficiency. These results underscore the robustness and applicability of our method across a wide range of model sizes, particularly in highly compressed deployment scenarios.

TABLE VII: Model Complexity Comparison on TinyImageNet. This table presents the number of parameters and FLOPs for each teacher-student pair used in our experiments. The last two columns show the teacher-to-student ratios, indicating how many times larger the teacher model is compared to the student in terms of both parameter count and computational cost.

Model Pairs	Teacher		Student		Ratio	
	Params (M)	FLOPs (M)	Params (M)	FLOPs (M)	Params	FLOPs
R110 → R32	1.74	1029.58	0.48	281.56	3.63×	3.66×
R32x4 → R8x4	7.46	4352.82	1.26	714.26	5.92×	6.09×
WR402 → WR162	2.27	1322.61	0.72	409.30	3.15×	3.23×
WR402 → WR401	2.27	1322.61	0.58	339.36	3.91×	3.90×
V13 → V8	9.51	917.16	4.02	273.43	2.37×	3.35×
WR402 → SV1	2.27	1322.61	1.05	42.88	2.16×	30.84×
R50 → MV2	23.91	5246.70	0.94	29.23	25.44×	179.50×
R32x4 → SV1	7.46	4352.82	1.05	42.88	7.10×	101.51×
R32x4 → SV2	7.46	4352.82	1.46	186.82	5.11×	23.30×
V13 → MV2	9.51	917.16	0.94	29.23	10.12×	31.38×

## VI. CONCLUSIONS

In this paper, we presented FiGKD (Fine-Grained Knowledge Distillation), a novel logit-based distillation framework that introduces a frequency-domain perspective to knowledge transfer. By applying the Discrete Wavelet Transform (DWT) to the teacher's output logits, FiGKD decomposes them into low- and high-frequency components and selectively distills only the high-frequency information, which captures subtle, fine-grained semantic relationships. This targeted distillation enables compact student models to better replicate the nuanced decision boundaries learned by high-capacity teacher networks. Unlike conventional KD approaches that either treat all logit components uniformly or require access to high-dimensional feature representations, FiGKD is simple, architecture-agnostic, and easy to implement. Our frequency-aware strategy yields consistent performance gains on standard classification benchmarks such as CIFAR-100 and TinyImageNet, and shows especially strong improvements on fine-grained visual recognition (FGVR) tasks, where small semantic differences are critical. Comprehensive experiments and ablation studies demonstrate the effectiveness and robustness of FiGKD across various teacher-student pairs and hyperparameter settings. We further provide visual and structural analyses to validate the role of high-frequency components in capturing class-discriminative signals. Overall, FiGKD opens up a new direction for logit-based knowledge distillation by bridging semantic signal processing with model compression. We believe this frequency-domain perspective offers promising avenues for future research, including adaptive frequency selection and extensions to other modalities such as vision-language models.

## REFERENCES

- [1] K. He, X. Zhang, S. Ren, and J. Sun, "Deep residual learning for image recognition," in *Proceedings of the IEEE conference on computer vision and pattern recognition*, pp. 770–778, 2016.
- [2] K. Simonyan and A. Zisserman, "Very deep convolutional networks for large-scale image recognition," in *ICLR*, May 2015.
- [3] A. Dosovitskiy, L. Beyer, A. Kolesnikov, D. Weissenborn, X. Zhai, T. Unterthiner, M. Dehghani, M. Minderer, G. Heigold, S. Gelly, et al., "An image is worth 16x16 words: Transformers for image recognition at scale," *arXiv preprint arXiv:2010.11929*, 2020.
- [4] J. Redmon, S. Divvala, R. Girshick, and A. Farhadi, "You only look once: Unified, real-time object detection," in *Proceedings of the IEEE conference on computer vision and pattern recognition*, pp. 779–788, 2016.
- [5] S. Ren, K. He, R. Girshick, and J. Sun, "Faster r-cnn: Towards real-time object detection with region proposal networks," *Advances in neural information processing systems*, vol. 28, 2015.
- [6] J. Long, E. Shelhamer, and T. Darrell, "Fully convolutional networks for semantic segmentation," in *Proceedings of the IEEE conference on computer vision and pattern recognition*, pp. 3431–3440, 2015.
- [7] H. Zhao, J. Shi, X. Qi, X. Wang, and J. Jia, "Pyramid scene parsing network," in *Proceedings of the IEEE conference on computer vision and pattern recognition*, pp. 2881–2890, 2017.
- [8] L.-C. Chen, G. Papandreou, I. Kokkinos, K. Murphy, and A. L. Yuille, "DeepLab: Semantic image segmentation with deep convolutional nets, atrous convolution, and fully connected crfs," *IEEE transactions on pattern analysis and machine intelligence*, vol. 40, no. 4, pp. 834–848, 2017.
- [9] D. Wu, M.-W. Liao, W.-T. Zhang, X.-G. Wang, X. Bai, W.-Q. Cheng, and W.-Y. Liu, "Yolop: You only look once for panoptic driving perception," *Machine Intelligence Research*, vol. 19, no. 6, pp. 550–562, 2022.
- [10] C. Han, Q. Zhao, S. Zhang, Y. Chen, Z. Zhang, and J. Yuan, "Yolopv2: Better, faster, stronger for panoptic driving perception," *arXiv preprint arXiv:2208.11434*, 2022.
- [11] A. Prakash, K. Chitta, and A. Geiger, "Multi-modal fusion transformer for end-to-end autonomous driving," in *Proceedings of the IEEE/CVF conference on computer vision and pattern recognition*, pp. 7077–7087, 2021.
- [12] Y. Xiao, F. Codevilla, A. Gurram, O. Urfalioglu, and A. M. López, "Multimodal end-to-end autonomous driving," *IEEE Transactions on Intelligent Transportation Systems*, vol. 23, no. 1, pp. 537–547, 2020.
- [13] J. Liu, B. Zhuang, Z. Zhuang, Y. Guo, J. Huang, J. Zhu, and M. Tan, "Discrimination-aware network pruning for deep model compression," *IEEE Transactions on Pattern Analysis and Machine Intelligence*, vol. 44, no. 8, pp. 4035–4051, 2021.
- [14] Y. Zhou, S.-M. Moosavi-Dezfooli, N.-M. Cheung, and P. Frossard, "Adaptive quantization for deep neural network," in *Proceedings of the AAAI Conference on Artificial Intelligence*, vol. 32, 2018.
- [15] S. Swaminathan, D. Garg, R. Kannan, and F. Andres, "Sparse low rank factorization for deep neural network compression," *Neurocomputing*, vol. 398, pp. 185–196, 2020.
- [16] J. Gou, B. Yu, S. J. Maybank, and D. Tao, "Knowledge distillation: A survey," *International Journal of Computer Vision*, vol. 129, pp. 1789–1819, 2021.
- [17] G. Hinton, O. Vinyals, and J. Dean, "Distilling the knowledge in a neural network," *arXiv preprint arXiv:1503.02531*, 2015.



- [18] B. Zhao, Q. Cui, R. Song, Y. Qiu, and J. Liang, "Decoupled knowledge distillation," in *Proceedings of the IEEE/CVF Conference on computer vision and pattern recognition*, pp. 11953–11962, 2022.
- [19] A. Romero, N. Ballas, S. E. Kahou, A. Chassang, C. Gatta, and Y. Bengio, "Fitnets: Hints for thin deep nets," *arXiv preprint arXiv:1412.6550*, 2014.
- [20] P. Chen, S. Liu, H. Zhao, and J. Jia, "Distilling knowledge via knowledge review," in *Proceedings of the IEEE/CVF Conference on Computer Vision and Pattern Recognition*, pp. 5008–5017, 2021.
- [21] Y. Jin, J. Wang, and D. Lin, "Multi-level logit distillation," in *Proceedings of the IEEE/CVF Conference on Computer Vision and Pattern Recognition*, pp. 24276–24285, 2023.
- [22] S. Kim, G. Ham, Y. Cho, and D. Kim, "Robustness-reinforced knowledge distillation with correlation distance and network pruning," *IEEE Transactions on Knowledge and Data Engineering*, 2024.
- [23] S. Kim, G. Ham, S. Lee, D. Jang, and D. Kim, "Maximizing discrimination capability of knowledge distillation with energy function," *Knowledge-Based Systems*, vol. 296, p. 111911, 2024.
- [24] S. Zagoruyko and N. Komodakis, "Paying more attention to attention: Improving the performance of convolutional neural networks via attention transfer," *arXiv preprint arXiv:1612.03928*, 2016.
- [25] W. Park, D. Kim, Y. Lu, and M. Cho, "Relational knowledge distillation," in *Proceedings of the IEEE/CVF Conference on Computer Vision and Pattern Recognition*, pp. 3967–3976, 2019.
- [26] N. Passalis, M. Tzelepi, and A. Tefas, "Probabilistic knowledge transfer for lightweight deep representation learning," *IEEE Transactions on Neural Networks and Learning Systems*, vol. 32, no. 5, pp. 2030–2039, 2020.
- [27] Y. Tian, D. Krishnan, and P. Isola, "Contrastive representation distillation," *arXiv preprint arXiv:1910.10699*, 2019.
- [28] T. Huang, Y. Zhang, M. Zheng, S. You, F. Wang, C. Qian, and C. Xu, "Knowledge diffusion for distillation," *Advances in Neural Information Processing Systems*, vol. 36, pp. 65299–65316, 2023.
- [29] Z. Guo, H. Yan, H. Li, and X. Lin, "Class attention transfer based knowledge distillation," in *Proceedings of the IEEE/CVF Conference on Computer Vision and Pattern Recognition*, pp. 11868–11877, 2023.
- [30] S. Wang, R. Veldhuis, C. Brune, and N. Strisciuglio, "What do neural networks learn in image classification? a frequency shortcut perspective," in *Proceedings of the IEEE/CVF International Conference on Computer Vision*, pp. 1433–1442, 2023.
- [31] Z.-Q. J. Xu, Y. Zhang, and Y. Xiao, "Training behavior of deep neural network in frequency domain," in *Neural Information Processing: 26th International Conference, ICONIP 2019, Sydney, NSW, Australia, December 12–15, 2019, Proceedings, Part I 26*, pp. 264–274, Springer, 2019.
- [32] J. Li, S. You, and A. Robles-Kelly, "A frequency domain neural network for fast image super-resolution," in *2018 International Joint Conference on Neural Networks (IJCNN)*, pp. 1–8, IEEE, 2018.
- [33] D. Li, H. Luo, P. Wang, Z. Wang, S. Liu, and F. Wang, "Frequency domain disentanglement for arbitrary neural style transfer," in *Proceedings of the AAAI Conference on Artificial Intelligence*, vol. 37, pp. 1287–1295, 2023.
- [34] K. Xu, M. Qin, F. Sun, Y. Wang, Y.-K. Chen, and F. Ren, "Learning in the frequency domain," in *Proceedings of the IEEE/CVF conference on computer vision and pattern recognition*, pp. 1740–1749, 2020.
- [35] L. Zhang, X. Chen, X. Tu, P. Wan, N. Xu, and K. Ma, "Wavelet knowledge distillation: Towards efficient image-to-image translation," in *Proceedings of the IEEE/CVF conference on computer vision and pattern recognition*, pp. 12464–12474, 2022.
- [36] D. Yin, R. Gontijo Lopes, J. Shlens, E. D. Cubuk, and J. Gilmer, "A fourier perspective on model robustness in computer vision," *Advances in Neural Information Processing Systems*, vol. 32, 2019.
- [37] J. Liu, Y. Zhang, T. Huang, H. Wang, W. Xu, S. Zhang, and R. Yang, "Frequency-decoupled cross-modal knowledge distillation,"
- [38] S. Mallat, *A wavelet tour of signal processing*. Elsevier, 1999.
- [39] Y. Zhang, T. Huang, J. Liu, T. Jiang, K. Cheng, and S. Zhang, "Freekd: Knowledge distillation via semantic frequency prompt," in *Proceedings of the IEEE/CVF Conference on Computer Vision and Pattern Recognition*, pp. 15931–15940, 2024.
- [40] S. Ahn, S. X. Hu, A. Damianou, N. D. Lawrence, and Z. Dai, "Variational information distillation for knowledge transfer," in *Proceedings of the IEEE/CVF Conference on Computer Vision and Pattern Recognition*, pp. 9163–9171, 2019.
- [41] B. Heo, J. Kim, S. Yun, H. Park, N. Kwak, and J. Y. Choi, "A comprehensive overhaul of feature distillation," in *Proceedings of the IEEE International Conference on Computer Vision*, pp. 1921–1930, 2019.
- [42] F. Tung and G. Mori, "Similarity-preserving knowledge distillation," in *Proceedings of the IEEE International Conference on Computer Vision*, pp. 1365–1374, 2019.
- [43] Y. Zhang, T. Xiang, T. M. Hospedales, and H. Lu, "Deep mutual learning," in *Proceedings of the IEEE Conference on Computer Vision and Pattern Recognition*, pp. 4320–4328, 2018.
- [44] S. I. Mirzadeh, M. Farajtabar, A. Li, N. Levine, A. Matsukawa, and H. Ghasemzadeh, "Improved knowledge distillation via teacher assistant," in *AAAI*, 2020.
- [45] T. Huang, S. You, F. Wang, C. Qian, and C. Xu, "Knowledge distillation from a stronger teacher," *Advances in Neural Information Processing Systems*, vol. 35, pp. 33716–33727, 2022.
- [46] A. Krizhevsky, G. Hinton, *et al.*, "Learning multiple layers of features from tiny images," 2009.
- [47] O. Russakovsky, J. Deng, H. Su, J. Krause, S. Satheesh, S. Ma, Z. Huang, A. Karpathy, A. Khosla, M. Bernstein, *et al.*, "Imagenet large scale visual recognition challenge," *International journal of computer vision*, vol. 115, pp. 211–252, 2015.
- [48] C. Wah, S. Branson, P. Welinder, P. Perona, and S. Belongie, "The caltech-ucsd birds-200-2011 dataset," 2011.
- [49] A. Quattoni and A. Torralba, "Recognizing indoor scenes," in *2009 IEEE Conference on Computer Vision and Pattern Recognition*, pp. 413–420, IEEE, 2009.
- [50] B. Yao, X. Jiang, A. Khosla, A. L. Lin, L. Guibas, and L. Fei-Fei, "Human action recognition by learning bases of action attributes and parts," in *2011 International Conference on Computer Vision*, pp. 1331–1338, IEEE, 2011.
- [51] A. Khosla, N. Jayadevaprakash, B. Yao, and F.-F. Li, "Novel dataset for fine-grained image categorization: Stanford dogs," in *Proc. CVPR Workshop on Fine-Grained Visual Categorization (FGVC)*, vol. 2, 2011.
- [52] S. Zagoruyko and N. Komodakis, "Wide residual networks," in *BMVC*, 2016.
- [53] M. Sandler, A. Howard, M. Zhu, A. Zhmoginov, and L.-C. Chen, "MobilenetV2: Inverted residuals and linear bottlenecks," in *CVPR*, 2018.
- [54] X. Zhang, X. Zhou, M. Lin, and J. Sun, "Shufflenet: An extremely efficient convolutional neural network for mobile devices," in *Proceedings of the IEEE conference on computer vision and pattern recognition*, pp. 6848–6856, 2018.
- [55] N. Ma, X. Zhang, H.-T. Zheng, and J. Sun, "Shufflenet v2: Practical guidelines for efficient cnn architecture design," in *Proceedings of the European conference on computer vision (ECCV)*, pp. 116–131, 2018.