






























## The NEID Earth Twin Survey. II. Dynamical Masses in Seven High-acceleration Star Systems

MARK R. GIOVINAZZI <sup>1,2</sup> CULLEN H. BLAKE <sup>1</sup> PAUL ROBERTSON <sup>3</sup> ANDREA S.J. LIN <sup>4,5</sup> ARVIND F. GUPTA <sup>6</sup>  
SUVRATH MAHADEVAN <sup>4,5</sup> JASON T. WRIGHT <sup>4,5</sup> DANIELLA BARDALEZ GAGLIUFFI <sup>2</sup> JIAYIN DONG <sup>7,8</sup>  
RACHEL B. FERNANDES <sup>4,5</sup> EVAN FITZMAURICE <sup>4,5,9</sup> SAMUEL HALVERSON <sup>10</sup> SHUBHAM KANODIA <sup>11</sup>  
SARAH E. LOGSDON <sup>12</sup> JACOB K. LUHN <sup>13</sup> MICHAEL W. McELWAIN <sup>14</sup> ANDY MONSON <sup>15</sup> JOE P. NINAN <sup>16</sup>  
JAYADEV RAJAGOPAL <sup>12</sup> ARPITA ROY <sup>17</sup> CHRISTIAN SCHWAB <sup>18</sup> GUDMUNDUR STEFÁNSSON <sup>19</sup> RYAN TERRIEN <sup>20</sup>  
JASON D. EASTMAN <sup>21</sup> JONATHAN HORNER <sup>22</sup> PETER PLAVCHAN <sup>23</sup> SHARON X. WANG <sup>24</sup>  
MAURICE L. WILSON <sup>25</sup> AND ROBERT A. WITTENMYER <sup>22</sup>

<sup>1</sup>Department of Physics and Astronomy, University of Pennsylvania, 209 South 33rd Street, Philadelphia, PA 19104 USA

<sup>2</sup>Department of Physics & Astronomy, Amherst College, 25 East Drive, Amherst, MA 01002, USA

<sup>3</sup>Department of Physics & Astronomy, The University of California, Irvine, CA 92697, USA

<sup>4</sup>Department of Astronomy & Astrophysics, 525 Davey Laboratory, The Pennsylvania State University, University Park, PA 16802, USA

<sup>5</sup>Center for Exoplanets and Habitable Worlds, 525 Davey Laboratory, The Pennsylvania State University, University Park, PA 16802, USA

<sup>6</sup>U.S. National Science Foundation National Optical-Infrared Astronomy Research Laboratory, 950 N. Cherry Ave., Tucson, AZ 85719, USA

<sup>7</sup>Center for Computational Astrophysics, Flatiron Institute, 162 Fifth Avenue, New York, NY 10010, USA

<sup>8</sup>Department of Astronomy, University of Illinois at Urbana-Champaign, Urbana, IL 61801, USA

<sup>9</sup>Institute for Computational and Data Sciences, 224B Computer Building, Penn State University, University Park, PA, 16802, USA

<sup>10</sup>Jet Propulsion Laboratory, California Institute of Technology, 4800 Oak Grove Drive, Pasadena, CA 91109, USA

<sup>11</sup>Earth and Planets Laboratory, Carnegie Science, 5241 Broad Branch Road, NW, Washington, DC 20015, USA

<sup>12</sup>U.S. National Science Foundation National Optical-Infrared Astronomy Research Laboratory, 950 N. Cherry Ave., Tucson, AZ 85719, USA

<sup>13</sup>NASA JPL, 4800 Oak Grove Drive, Pasadena, CA 91109, USA

<sup>14</sup>Exoplanets and Stellar Astrophysics Laboratory, NASA Goddard Space Flight Center, Greenbelt, MD 20771, USA

<sup>15</sup>Steward Observatory, The University of Arizona, 933 N. Cherry Ave, Tucson, AZ 85721, USA

<sup>16</sup>Department of Astronomy and Astrophysics, Tata Institute of Fundamental Research, Homi Bhabha Road, Colaba, Mumbai 400005, India

<sup>17</sup>Astrophysics & Space Institute, Schmidt Sciences, New York, NY 10011, USA

<sup>18</sup>School of Mathematical and Physical Sciences, Macquarie University, Balaclava Road, North Ryde, NSW 2109, Australia

<sup>19</sup>Anton Pannekoek Institute for Astronomy, 904 Science Park, University of Amsterdam, Amsterdam, 1098 XH, The Netherlands

<sup>20</sup>Carleton College, One North College Street, Northfield, MN 55057, USA

<sup>21</sup>Center for Astrophysics | Harvard & Smithsonian, 60 Garden Street, Cambridge, MA 02138, USA

<sup>22</sup>Centre for Astrophysics, University of Southern Queensland, West Street, Toowoomba, QLD 4350, Australia

<sup>23</sup>George Mason University, 4400 University Drive, Fairfax, VA 22030, USA

<sup>24</sup>Department of Astronomy, Tsinghua University, Beijing 100084, PR China

<sup>25</sup>High Altitude Observatory, National Center for Atmospheric Research, 3080 Center Green Drive, Boulder, CO 80301, USA

(Received November 19, 2024; Revised March 17, 2025; Accepted April 28, 2025)

Submitted to The Astronomical Journal

### ABSTRACT

We present a set of companion dynamical masses and orbital parameters of seven star systems from the NEID Earth Twin Survey with significant absolute astrometric accelerations between the epochs of Hipparcos and Gaia. These include four binary star systems (HD 68017 AB, 61 Cygni AB, HD 24496 AB, and HD 4614 AB) and three planetary systems (HD 217107, HD 190360, and HD 154345). Our analyses incorporate a long baseline of RVs that includes over 1100 previously unpublished measurements from NEID and MINERVA, extending the overall RV baseline for each system by  $\approx 2.5$  years, as well as relative astrometry for the stellar binary systems where the positions of both stars are well-measured. In each case, the combination of astrometry and RVs constrains the three-dimensional acceleration of the host star and enables precise dynamical masses. We publish

true masses for three planets whose measurements were previously entangled with their inclinations, four stellar masses with  $\lesssim 1\%$  relative precision, and improved orbital solutions for all seven systems, including the first for HD 24496 AB. These solutions not only agree with previous estimates, but also improve their fidelity. We also explore each system for evidence of periodic signals in the residuals around our best-fit models, and discuss the potential that the three planetary systems have for being directly imaged. With dynamical mass estimates and reliable orbit ephemerides, these seven star systems represent promising benchmarks for future stellar and planetary characterization efforts, and are amenable for further improvement with the upcoming release of Gaia epoch astrometry.

*Keywords:* Dynamical Masses, Binary Systems, Orbit Determination

## 1. INTRODUCTION

Long-term monitoring of a star’s astrometric motion can refine the orbital solutions of known companions, disentangle tight binary star systems, or even reveal companions to which transit or radial velocity (RV) surveys are insensitive. For centuries, short-period visual binary systems where both stars could be resolved were the only laboratory for studying stellar orbits. The first observations of these orbits were among the earliest tests of Keplerian motion outside of the solar system (e.g., Bessel 1844; Knobel 1877). Today, measurements of the relative motion of binary stars as they orbit each other is among the most powerful of probes for model-independent stellar masses.

By building up a sample of precise stellar masses, stellar evolutionary tracks (e.g. MIST; Dotter 2016; Choi et al. 2016) can be improved, and more accurate mass-luminosity relationships can be derived (e.g., Mann et al. 2019; Giovinazzi & Blake 2022), enhancing the ability to infer physical properties of single stars. Additionally, exoplanet characterization is largely dependent on the physical properties of the host stars. In fact, model-induced misinterpretations of stellar parameters have been shown to bias our physical characterization of planets (e.g., Johns et al. 2018; Wittenmyer et al. 2020; Clark et al. 2021, 2022; Giovinazzi et al. 2024). More reliable methods of mass determination are therefore needed to simplify analyses that involve stellar modeling. Recent developments in precision astrometric and spectrographic instrumentation have refined our capabilities to infer masses from fundamental principles that do not rely on model-dependent assumptions.

In the last few decades, long-term ground-based astrometric programs like the Research Consortium on Nearby Stars (RECONS; Henry et al. 1994, 2018) and advancements in adaptive optics (AO; e.g., Wizinowich et al. 2000; Baranec et al. 2012; Sivo et al. 2022; Hirsch et al. 2021) have revolutionized the field of precision ground-based astrometry. Space-based missions like Hipparcos (Perryman et al. 1997) and Gaia (Gaia Col-

laboration et al. 2016) have unveiled large samples of binary star systems by comparing the parallaxes and proper motions of nearby stars (e.g., Lindegren et al. 1997; Lindegren 1997; El-Badry et al. 2021; Halbwachs et al. 2023) with precisions at the level of milli- to micro-arcseconds, giving way to an emergence of population-level analyses on hierarchical stellar systems. In addition to using the relative positional measurements for resolved two-star systems over the 25-year time difference between Hipparcos and Gaia, observing a change in a single star’s proper motion over that same baseline allows for a direct measurement of its projected acceleration due to its companion, which may be either spatially resolved or unresolved. This measure of a star’s acceleration is a direct dynamical constraint on its companion’s mass. Brandt (2018, 2021) published the Hipparcos-Gaia Catalog of Accelerations (HGCA) which serves as an inventory of stars observed to have significant accelerations via the detection of a proper motion anomaly between the epochs of the two missions. The HGCA has identified some of the best candidates for studying the dynamical properties of stellar systems, and has already been used for cases of binary star systems, substellar companions, and exoplanets previously only known via RV surveys (e.g., Brandt et al. 2019, 2021b; Li et al. 2021).

Doppler spectroscopy is capable of constraining the relative line-of-sight motion of a star due to its bound companions. Recent advancements in these RV instruments have not only extended the observational baseline of frequently-studied star systems to characterize long-term trends, but also enabled the detection of low-mass planets via their enhanced precision. While RV surveys have long been carried out to detect bound companions, they are limited in that true masses can only be solved for up to a factor of  $\sin i$ , where the inclination is defined to be  $i = 90^\circ$  for an edge-on, transiting orbit and  $i = 0^\circ$  for a face-on orbit. In some cases, bound companions known from RV detections can be mistakenly classified. For example, one of the first extrasolar plan-

etary candidates identified through RVs (HD 114762 b; Latham et al. 1989) was long contested as a brown dwarf (e.g., Cochran et al. 1991; Hale 1995) but was recently identified as a low-mass star (Kiefer 2019; Winn 2022). This misclassification arose because RV measurements alone cannot resolve the inclination ambiguity inherent in Doppler shifts. By combining systems where both astrometric and RV measurements are available, we can constrain the object’s three-dimensional acceleration, thereby breaking the degeneracy that exists between a companion’s mass and inclination (e.g., Li et al. 2023; Stefánsson et al. 2025).

NEID (Schwab et al. 2016) is a high-precision spectrometer that has already helped discover numerous exoplanet systems (e.g., Cañas et al. 2022; Kanodia et al. 2022; Gupta et al. 2023, 2024a,b). The NEID Earth-Twin Survey (NETS; Gupta et al. 2021) is a guaranteed time observations program that is allotted a minimum of 240 hours per year with the ultimate goal of finding Earth-mass exoplanets in the habitable zones of the closest and brightest G, K, and M dwarfs. The NETS sample was curated by selecting bright ( $V \lesssim 8$ ), well-characterized stars from previous surveys, applying criteria to ensure precise RV measurements, and removing those with high activity or rapid rotation (see Section 3 and Section 4 of Gupta et al. 2021 for a complete description of how the NETS catalog was constructed). Planets with  $m_p = 1 M_\oplus$  in the habitable zones of GKM-type stars will induce RV semi-amplitudes between  $5 \text{ cm s}^{-1}$  and  $3 \text{ m s}^{-1}$ , depending on the properties of the host star. While signals from low-amplitude planets such as these have historically been difficult to disentangle from instrumental and stellar noise sources, facilities like NEID have already demonstrated exciting new capabilities.

In this paper, we present seven star systems from NETS with significant astrometric accelerations ( $> 3\sigma$ , or  $\chi^2_{\text{HG}} > 11.8$  as reported in the HGCA; Brandt 2021), enabling dynamical masses and refined orbits for each. In Section 2, we discuss the totality of the data used in our analyses, including the publication of new RV measurements from the precision Doppler spectrometers NEID and MINERVA. Section 3 provides background on the systems considered in our work. In Section 4, we outline the full fitting procedure used to solve for the physical parameters of our systems and present those results in Section 5. Section 6 contextualizes our findings within the broader framework of stellar and planetary mass characterization, emphasizing their implications for evolutionary models and future direct imaging efforts. In Section 7 we present new limits on hierarchi-

cal companions within our systems. A summary of our work is provided in Section 8.

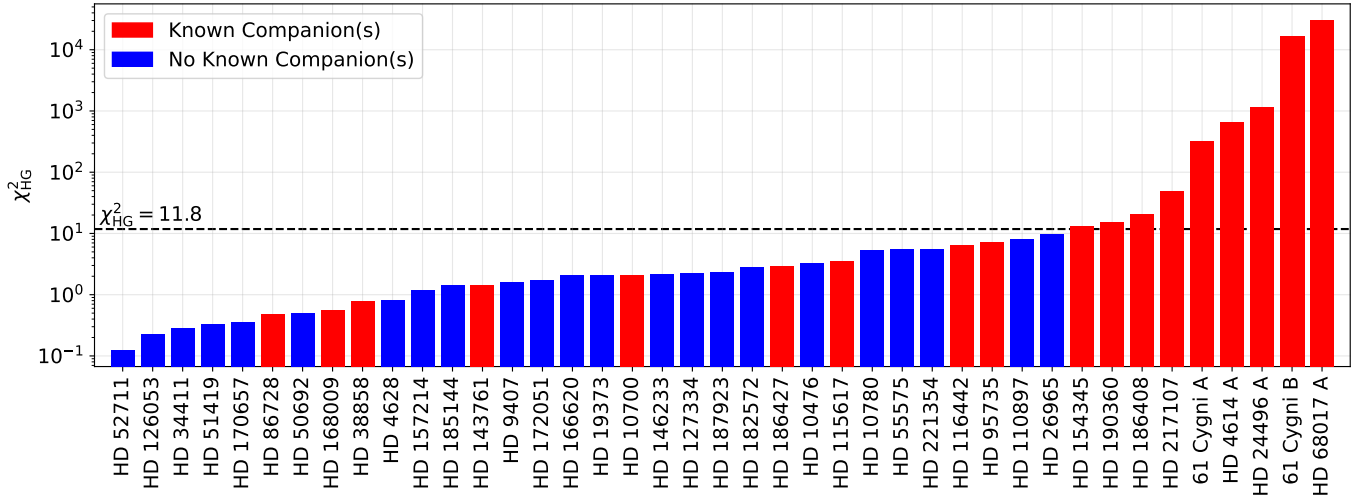
## 2. DATA AND METHODOLOGY

We assembled our sample by searching the 41 targets in NETS for cases where the star was measured to have a statistically significant ( $> 3\sigma$ ) astrometric acceleration in the HGCA. We publish these RVs from NEID, as well as new RVs from MINERVA in cases where it observed our sample from NETS, and also include historical RV and astrometric data from the literature. For each system, we also searched the Transiting Exoplanet Survey Satellite (TESS; Ricker et al. 2015) for any transits around all stars but found none.

We identified seven NETS systems – HD 68017 AB, 61 Cygni AB (HD 201091/2), HD 24496 AB, HD 4614 AB, HD 217107, HD 190360, and HD 154345 – with significant accelerations (see Figure 1 for a depiction of all NETS targets and their respective measures of astrometric acceleration) and sufficient RV baselines to measure dynamical masses and orbital parameters. These systems are described further in Section 3. We note that one NETS target, 16 Cygni A (HD 186408, not to be confused with 61 Cygni), is observed to have a significant acceleration ( $\chi^2_{\text{HG}} = 20.35$ ), where the acceleration is driven largely by its nearby ( $\approx 3.25''$ ) bound companion 16 Cygni C. However, 16 Cygni is a triple star system where 16 Cygni B is close enough ( $\rho_{\text{AB}} \approx 39.76''$ ) that attempting to solve for the full three-body fit introduces too many degeneracies given the available data. Excluding 16 Cygni B from our fits may bias the results of an otherwise two-body 16 Cygni AC solution. For these reasons, we do not publish a joint RV and astrometric solution for the 16 Cygni system. All data used as input to these analyses are provided in corresponding machine-readable tables.

### 2.1. Absolute Astrometry

The total three-dimensional motion of a typical star through the galaxy is comprised of its space motion as it orbits the Milky Way and its orbital motion resulting from any bound bodies. Even for bright, nearby stars, changes in absolute astrometric motion of a single star due to orbiting companions is difficult to measure, particularly from the ground. However, with the release of data from space-based missions like Hipparcos and Gaia, which combine multiple years’ worth of observations to make projected velocity measurements, precision astrometry can practically be used to detect bound companions. By comparing the proper motion of a star as measured by Hipparcos ( $t = 1991.25$ ) to that as measured by Gaia ( $t = 2016.0$ ), a direct observation



**Figure 1.** The full sample of NETS stars, ranked by their astrometric acceleration parameter,  $\chi^2_{\text{HG}}$ . Stars plotted with red bars are known to have at least one planetary or stellar companion, while those plotted with blue bars are not known to have any bound companions. The horizontal dashed line indicates our cut for keeping only stars with  $\chi^2_{\text{HG}} > 11.8$ . The only NETS target not shown here is HD 179957, which is not cataloged by Hipparcos and therefore has no reported  $\chi^2_{\text{HG}}$  value. We note that its bound stellar companion, HD 179958, is cataloged by Hipparcos and does have a  $> 3\sigma$  astrometric acceleration. Since we do not have NEID RVs on the accelerating star, this system is not included in our analysis. 61 Cygni B, on the other hand, is a NEID target not in NETS; however, it is bound to 61 Cygni A, and so we include it in our analyses and highlight it here with a hatch.

of the absolute projected acceleration is made, assuming a known distance from Gaia. If the radial acceleration of the star can also be measured, then the measured three-dimensional acceleration can yield an independent constraint on the orbiting companion’s mass.

The HGCA introduces a  $\chi^2_{\text{HG}}$  metric for quantifying the significance of the acceleration of a star between the epochs of Hipparcos and Gaia. This statistic is computed by considering three separate proper motion measurements of the target star: those made independently by Hipparcos and Gaia at their respective epochs, as well as the long-term proper motion estimated by comparing the two International Celestial Reference System (ICRS) positions in a stationary frame, time-stamped at the midpoint of the observations. The  $\chi^2_{\text{HG}}$  is then defined as the relative significance of the difference between the most discrepant of these three proper motion measurements, and serves as a snapshot of the star’s acceleration between these two epochs. Systems with  $\chi^2_{\text{HG}} \gtrsim 6$  have been shown to be reasonable candidates for making dynamical inferences based on the HGCA’s detected measure of acceleration (Li et al. 2021). Here, we select systems that have  $\chi^2_{\text{HG}} > 11.8$ , corresponding to a  $3\sigma$  detection level, ensuring that the stars in our sample are significantly accelerating.

Gaia reports a goodness-of-fit metric known as the renormalized unit weight error (RUWE) to assess a source’s status as a single star. Stars with  $\text{RUWE} > 1.4$  are usually indicative of a poor astrometric fit to a

single-star model, and therefore suggest a tightly-bound multiple (see, for example, Lindegren et al. 2018). Stars that have  $\text{RUWE} \approx 1$  are generally well-described as a single source with linear motion on the sky. Two sources in our sample, HD 68017 and HD 4614, have RUWE values inconsistent with our expectation for a single star. We provide rationales for this fact in Section 3. Table 1 lists the notable absolute astrometry considered in this work.

## 2.2. Relative Astrometry

The relative astrometric position between two bodies is usually parameterized by their projected separation,  $\rho$ , and position angle,  $\phi$ , where the former is measured as the on-sky angular distance and the latter is the angle of the fainter companion with respect to the vector connecting the brighter companion and the north celestial pole. If the two bodies are bound, the observed changes in  $\rho$  and  $\phi$  will follow the equations of Keplerian motion and can therefore be used to infer their orbit.

The majority of relative astrometry measurements used in our analyses were collected from the Washington Double Star (WDS) catalog (Mason et al. 2001), which has carefully compiled over two million ground-based measurements of more than 150,000 multiple-star systems from the literature, with the earliest dating back to 1690. Additionally, we carefully investigated the lit-

**Table 1.** Selected summary of absolute astrometry considered in our analyses.

System	$\chi^2_{\text{HG}}$	$\mu_{\alpha,\text{H}}$ [mas yr <sup>-1</sup> ]	$\mu_{\alpha,\text{G}}$ [mas yr <sup>-1</sup> ]	$\mu_{\delta,\text{H}}$ [mas yr <sup>-1</sup> ]	$\mu_{\delta,\text{G}}$ [mas yr <sup>-1</sup> ]	RUWE
HD 68017 A	$3.017 \times 10^4$	$-461.481 \pm 0.923$	$-484.99 \pm 0.089$	$-644.263 \pm 0.523$	$-643.444 \pm 0.075$	2.969
61 Cygni B	$1.664 \times 10^4$	$4111.874 \pm 0.401$	$4105.976 \pm 0.035$	$3145.692 \pm 0.492$	$3155.942 \pm 0.037$	0.961
HD 24496 A	$1.143 \times 10^3$	$217.439 \pm 0.996$	$214.119 \pm 0.032$	$-165.024 \pm 0.706$	$-167.427 \pm 0.020$	0.977
HD 4614 A	$6.594 \times 10^2$	$1086.607 \pm 0.451$	$1078.609 \pm 0.174$	$-559.575 \pm 0.419$	$-551.133 \pm 0.210$	3.121
HD 217107	$4.919 \times 10^1$	$-6.251 \pm 0.661$	$-6.819 \pm 0.034$	$-15.839 \pm 0.493$	$-15.040 \pm 0.032$	0.876
HD 190360	$1.483 \times 10^1$	$683.480 \pm 0.373$	$683.196 \pm 0.037$	$-524.908 \pm 0.433$	$-525.501 \pm 0.050$	1.012
HD 154345	$1.281 \times 10^1$	$123.299 \pm 0.474$	$123.274 \pm 0.026$	$853.820 \pm 0.488$	$853.639 \pm 0.032$	1.036

NOTE—From left to right, the columns are primary accelerating star,  $\chi^2$  detection of astrometric acceleration metric from the HGCA, proper motion in right ascension ( $\mu_{\alpha}$ ) as reported by Hipparcos (H), proper motion in right ascension as reported by Gaia (G), proper motion in declination ( $\mu_{\delta}$ ) as reported by Hipparcos, proper motion in declination as reported by Gaia, and the Gaia RUWE metric. The  $\chi^2_{\text{HGCA}}$  and proper motion values come from the HGCA eDR3 (Brandt 2021). These proper motions are the same as those reported by Hipparcos and Gaia, but use the calibrated uncertainties published in (Brandt 2021). The RUWE values come from the Gaia DR3 catalog (Gaia Collaboration et al. 2023).

erature to identify new observations since recent ground-based images have not all been incorporated into WDS. In total, we include 1721 relative astrometric measurements across our four binary systems, as none of the planets included in our analysis have been directly imaged. We assume that any systematic differences in plate scales or rotations between different ground-based surveys are small, and therefore do not attempt to correct the relative astrometry for such offsets for most of our systems. Two of the systems presented here, 61 Cygni and HD 4614, have a substantial number of relative astrometry measurements that motivate a more thorough treatment, which we outline below.

### 2.2.1. Data Cleaning

With more than 2000 and 1000 WDS astrometry measurements between 61 Cygni and HD 4614, respectively, many of which are poorly documented and without reported errors, we elect to prune our data by selecting only observations from programs satisfying either of the following conditions.

1. Programs that began operation post-1950 and have  $> 35$  observations
2. Programs that ceased operation pre-1950 and have  $\geq 6$  observations

These conditions were chosen to reflect the natural distribution of observation counts, maximizing the number of measurements while maintaining a long baseline. Programs that do not meet the above criteria but have reported errors are individually inspected and kept if they

are not an obvious outlier to the model. These are generally newer observations with detailed measurement uncertainties (e.g., Hipparcos and Gaia). Ultimately, these criteria allow us to include six programs that began prior to 1850 in order to incorporate as much coverage of the orbit as possible, as long-period systems with relatively short observational baselines can be misinterpreted (see, for example, Raghavan et al. 2010).

To internally calibrate programs with missing or no reported uncertainties, we perform an iterative routine to estimate the internal measurement precision,  $\sigma$ , of each observational program and thereafter remove outliers. For each program, we fit a 2nd-order polynomial to its dataset of relative astrometry, both for  $\rho(t)$  and  $\phi(t)$ . For each parameter, we compute two quantities determined from the best-fit polynomial:  $\Delta$ , the difference between each measurement and polynomial model, and  $\sigma$ , the standard deviation of all the measurement residuals about the model. We then remove outliers in each program defined as  $|\Delta/\sigma| > 3$ . As points are removed, this process is repeated iteratively until all observations in each program have  $|\Delta/\sigma| < 3$  for both  $\rho$  and  $\phi$ .

Trimming the data in this way provides a self-consistent means of estimating uncertainties for larger programs, while also removing the need to calibrate poorly-reported single observations and preserving a long observational time baseline. A summary of these observations is given in Table 2. After cleaning, we are left with 1358 and 349 astrometric measurements for 61 Cygni and HD 4614, respectively.

**Table 2.** Relative Astrometry

Program	$N_{\text{obs}}$	Time Range	$\bar{\sigma}_\rho$ ["]	$\bar{\sigma}_\phi$ [°]
<b>HD 68017</b>				
(1)	2	2011.143 - 2012.018	0.00050	0.1000
(2)	1	2016.965	0.01600	1.8000
<b>61 Cygni</b>				
(3)	7	1822.720 - 1837.710	0.08364	0.0688
(4)	7	1830.810 - 1839.690	0.18945	0.1819
(5)	10	1843.530 - 1874.740	0.06066	0.2250
(6)	9	1862.970 - 1878.580	0.03062	0.0652
(7)	6	1867.890 - 1875.950	0.05249	0.1195
(8)	6	1875.790 - 1876.620	0.10158	0.2410
(9)	13	1877.640 - 1925.720	0.13209	0.1525
(10)	12	1880.746 - 1891.631	0.05650	0.1781
(11)	10	1886.900 - 1903.720	0.09996	0.1085
(12)	10	1887.030 - 1897.840	0.06837	0.1633
(13)	6	1900.740 - 1904.670	0.03691	0.1079
(14)	9	1913.840 - 1916.790	0.03834	0.0542
(15)	12	1921.680 - 1928.820	0.03299	0.4927
(16)	6	1921.688 - 1932.720	0.01619	0.1415
(17)	12	1922.690 - 1928.670	0.02302	0.0589
(18)	6	1932.870 - 1938.790	0.01158	0.0510
(19)	6	1939.760 - 1946.730	0.01492	0.0746
(20)	12	1941.870 - 1945.550	0.00911	0.0274
(21)	174	1945.877 - 1955.570	0.01674	0.0344
(22)	136	1955.488 - 1962.797	0.02427	0.0390
(23)	103	1955.554 - 1967.733	0.01603	0.0524
(24)	48	1958.765 - 2006.699	0.00756	0.0202
(25)	141	1968.546 - 1972.846	0.00974	0.0280
(26)	96	1973.439 - 1976.664	0.01500	0.0300
(27)	171	1977.401 - 1981.868	0.00806	0.0142
(28)	1	1990.548	0.20000	0.2000
(29)	1	1991.250	0.00600	0.0090
(30)	1	2000.000	0.39000	0.6500
(31)	36	2003.582 - 2007.744	0.00923	0.0143
(32)	7	2003.683 - 2013.705	0.00419	0.0090
(33)	1	2003.719	0.00400	0.0110
(34)	37	2006.364 - 2007.908	0.04865	0.0792
(35)	87	2007.689 - 2013.912	0.01004	0.0137
(36)	1	2010.767	0.80000	1.5000
(37)	1	2011.526	0.10000	0.3000
(38)	1	2011.618	0.09000	0.3100
(39)	130	2014.542 - 2019.725	0.00966	0.0131
(40)	6	2014.687 - 2019.648	0.00243	0.0043
(41)	1	2015.500	0.00016	0.0002
(42)	1	2016.000	0.00007	0.0001
(43)	2	2016.360 - 2016.819	0.09900	0.1785
(44)	1	2016.664	0.10800	0.2000

*Continued on next page***Table 2 (continued)**

(45)	1	2017.578	0.20000	0.2000
(46)	1	2017.684	0.02600	0.0490
(47)	1	2017.724	0.15000	0.2360
(48)	1	2018.581	0.00700	0.0490
(49)	1	2018.773	0.15000	0.2360
(50)	1	2019.689	0.15000	0.2360
(51)	1	2019.722	0.20000	0.1000
(52)	1	2019.725	0.11314	0.2040
(53)	1	2021.775	0.15000	0.2360
<b>HD 24496</b>				
(54)	1	1979.960	0.20000	3.3300
(55)	1	1988.970	0.30000	5.0000
(56)	1	2012.572	0.06000	1.0000
(41)	1	2015.500	0.00012	0.0014
(2)	4	2015.842 - 2018.080	0.00800	0.1500
(42)	1	2016.000	0.00005	0.0007
(57)	1	2019.842	0.08000	1.2000
(58)	1	2020.964	0.17600	0.1300
<b>HD 4614</b>				
(5)	12	1841.340 - 1875.150	0.08333	0.9537
(59)	11	1845.390 - 1862.710	0.15691	0.3469
(60)	9	1845.860 - 1856.070	0.06976	0.6335
(6)	17	1862.860 - 1878.580	0.02855	0.4819
(9)	23	1877.750 - 1926.700	0.16387	1.1752
(10)	7	1881.904 - 1890.789	0.04253	0.5429
(55)	8	1882.090 - 1883.160	0.14682	0.8351
(12)	7	1887.060 - 1896.090	0.01885	0.4955
(61)	7	1891.060 - 1900.790	0.14356	0.8203
(62)	7	1915.802 - 1923.738	0.06797	0.3551
(19)	7	1938.960 - 1946.900	0.02124	0.1702
(22)	55	1956.602 - 1962.948	0.01252	0.0799
(23)	42	1963.585 - 1966.890	0.01144	0.0567
(25)	72	1967.618 - 1973.000	0.00615	0.0464
(26)	54	1973.756 - 1976.825	0.00856	0.0557
(30)	1	1991.250	0.01580	0.0750
(66)	3	1993.635 - 1993.635	0.11333	0.1000
(31)	1	2000.030	0.28000	1.2200
(42)	1	2015.500	0.00111	0.0040
(43)	1	2016.000	0.00013	0.0010
(64)	1	2016.836	0.10100	0.3100
(65)	1	2016.903	0.10000	0.1000
(53)	1	2019.731	0.10630	0.4490
(66)	1	2019.732	0.14000	0.5100

**Note:** This table lists the relative astrometry data for selected programs. The columns represent the program name, number of observations ( $N_{\text{obs}}$ ), time range, average angular separation uncertainty ( $\bar{\sigma}_\rho$ ), and average position angle uncertainty ( $\bar{\sigma}_\phi$ ). References are as follows: (1) Crepp et al. 2012 (2) Hirsch et al. 2021 (3) Struve 1837 (4) Smyth 1844 (5) Struve 1879 (6) Dembowski 1884 (7) Duñer 1876 (8) Wilson & Seabroke 1877 (9) Doberck 1927 (10) Hall 1892 (11) Celoria & Gabba 1923 (12) Schiaparelli 1909 (13) Struve 1911 (14) Rabe 1923 (15) Przybyłok 1926 (16) Struve 1962 (17) Labitzke & Przybyłok 1929 (18) Rabe 1939 (19) Rabe 1953 (20) Jeffers 1951a (21) Jeffers 1951b (22) Franz 1964a (23) Franz 1964b (24) Shakht et al. 2017 (25) Josties et al. 1974 (26) Josties 1978 (27) Josties & Harrington 1984a (28) Josties & Harrington 1984b (29) Perryman et al. 1997 (30) Skrutskie et al. 2006 (31) Izmailov et al. 2010 (32) Izmailov & Roshchina 2016a (33) Izmailov 2019 (34) Vollmann 2008 (35) Izmailov & Roshchina 2016b (36) Nugent & Iverson 2012 (37) Brewer et al. 2012a (38) Brewer et al. 2012b (39) Izmailov et al. 2021 (40) Izmailov et al. 2020 (41) Gaia Collaboration et al. 2018 (42) Gaia Collaboration et al. 2023 (43) Knapp 2017 (44) Mason & Hartkopf 2017 (45) Webster 2017a (46) Mason et al. 2018a (47) Mason et al. 2018b (48) Mason et al. 2021 (49) Schlimmer 2019a (50) Schlimmer 2019b (51) Webster 2020 (52) Schlimmer 2019c (53) Schlimmer 2022 (54) Heintz 1980 (55) Heintz 1990 (56) Salama et al. 2022 (57) this work (58) Risin et al. 2022 (59) Strand 1937 (Mäder) (60) Strand 1937 (Jacob) (61) Gledhill 1901 (62) van Biesbroeck 1927 (63) Tokovinin & Shatskii 1995 (64) de Pont 2017 (65) Webster 2017b (66) Munoz 2020. All relative astrometry is provided in a machine-readable table.

### 2.2.2. Correcting for Physical Effects

Beyond selecting a subset of observations deemed to be reliable, we must consider several physical effects that could be impacting the data. Stars with large absolute radial velocities with respect to Earth will have their apparent angular separations change over time due to the change in their distance from Earth. The 61 Cygni system, for example, has a significant radial motion towards Earth ( $\sim 65 \text{ km s}^{-1}$ ; Gaia Collaboration et al. 2022), and since it is so close to Earth, its measured separation will be artificially inflated across the astrometric baseline of  $\sim 200$  years. The correction of this type to a separation measurement of  $\rho_0$  made at time  $t_0$  can be made according to Equation 1.

$$\rho = \frac{d_{2016}}{d_{2016} + v_r (2016 - t_0)} \rho_0 \quad (1)$$

Here, we are choosing to anchor the relative astrometry of 61 Cygni to the Gaia DR3 epoch of 2016.0, since we have the distance,  $d_{2016}$ , and radial velocity,  $v_r$  at this time. This effect, while generally small ( $\sim 1 \text{ mas}$ ), is straightforward to implement and is an important consideration for nearby, high line-of-sight motion systems with long observational baselines.

As the Earth precesses, the reference direction of the north celestial pole will appear to rotate relative to a binary system, altering the position angle between the two stars. This effect is less trivial to incorporate and is generally small ( $\lesssim 0.1^\circ$ ). For these reasons, we do not consider precession-related effects in the relative astrometry

used in our analyses. However, the Pulkovo Observatory in Saint Petersburg, Russia, which has steadily observed 61 Cygni across much of the last century, adopted a method for rotating their position angles to the J2000 epoch to account for precession (see Equation 1 from Izmailov 2019). For these Pulkovo measurements, we undo their correction to position angle to maintain continuity across all 59 programs included in the 61 Cygni system. Similarly, we note that reference frames like J1950, FK5, and J2000 are rotated from the new standard of the ICRS; however, this effect is also small ( $\sim 0.1^\circ$ ), and thus we effectively assume all observations were made with respect to the ICRS equinox. The adoption of the ICRS reference frame will make future astrometric surveys easier to calibrate.

### 2.3. Radial Velocities

In order to constrain the line-of-sight acceleration of our stars due to their bound companions, we performed a thorough search through the literature for published RV measurements, primarily via known instrument data archives, bulk data release papers like Rosenthal et al. (2021), and public data repositories like DACE<sup>1</sup>. Additionally, we publish new RVs from MINERVA and NEID. In total, we have collected 4963 RVs that span more than 35 years. A summary of all RV observations used in our analyses are presented in Table 3, and displayed in Figure 2.

#### 2.3.1. ELODIE

ELODIE is a fiber-fed echelle spectrograph installed on the 1.93 m reflector telescope at the Haute-Provence Observatory sensitive to a wavelength range of  $\lambda = 390.6 - 681.1 \text{ nm}$  with a resolution of  $R \approx 42,000$  (Baranne et al. 1996). Boisse et al. (2012) published 49 RVs from ELODIE to recover HD 154345 b. Naef et al. (2003) used the spectrograph to report the discovery of HD 190360 b using 56 RVs reduced from ELODIE spectra.

#### 2.3.2. SOPHIE

The Spectrographe pour l’Observation des Phénomènes des Intérieurs stellaires et des Exoplanètes (SOPHIE) is a fiber-fed echelle spectrograph that replaced ELODIE at the Haute-Provence Observatory in France (Perruchot et al. 2008). SOPHIE has two modes: high-resolution ( $R = 75,000$ ) and high-efficiency ( $R = 40,000$ ), both spanning the wavelength range  $\lambda = 387.2 - 694.3 \text{ nm}$ . Boisse et al. (2012) collected

<sup>1</sup> The Data & Analysis Center for Exoplanets (DACE) platform is available at <https://dace.unige.ch>.

10 RVs in the high-resolution mode for HD 154345 to refine the orbital solution for HD 154345 b.

### 2.3.3. AFOE

The Advanced Fiber Optic Echelle (AFOE) (Brown et al. 1994) is a fiber-fed echelle spectrograph with a maximum resolution of  $R \approx 56,000$  and a sensitivity to wavelengths between  $\lambda \approx 400 - 700$  nm installed on the Tillinghast 1.5 m telescope at the Fred Lawrence Whipple Observatory. Naef et al. (2003) also published 13 RVs taken using AFOE to aid in the discovery of HD 190360 b.

### 2.3.4. CORALIE

CORALIE is an echelle spectrograph ( $R \approx 60,000$ ) installed on the Euler Swiss telescope at La Silla Observatory that is an improved version of ELODIE and a precursor to SOPHIE. Naef et al. (2001) published 63 RVs on HD 217107 to confirm the presence of the hot Jupiter HD 217107 b. These observations also revealed a long-term residual trend that was ultimately determined to be due to the outer planet HD 217107 c.

### 2.3.5. Tull

The Tull spectrograph ( $R \approx 60,000$ ) is sensitive to a wavelength range of  $\lambda = 340 - 1000$  nm and is installed at the McDonald Observatory’s Harlan J. Smith telescope (Tull et al. 1995). Wittenmyer et al. (2007) published 23 RVs using Tull on the HD 217107 planetary system to refine the system parameters.

### 2.3.6. Hamilton

The Hamilton spectrograph (Vogt 1987) was a pioneer in high-resolution Doppler spectroscopy, acquiring its first light in 1986. It was first installed at the Lick Observatory’s (Holden 1888) Shane 3 m telescope, and was capable of making broadband ( $\lambda = 0.34 - 1.10 \mu\text{m}$ ) spectroscopic measurements up to a resolution of  $R = 60,000$ , and is still available today. We include 626 RVs published by Rosenthal et al. (2021) that were taken using Hamilton across 61 Cygni A/B, HD 4614, HD 217107, and HD 190360.

### 2.3.7. HIRES

The high-resolution echelle spectrometer (HIRES; Vogt et al. 1994) has  $R = 67,000$  with a wavelength range spanning  $\lambda = 0.31 - 1.10 \mu\text{m}$  located at Keck Observatory on the 10 m Keck I telescope and was commissioned in 1993. In 2004, the instrument’s CCD was upgraded, leading to a  $\approx 3\times$  enhancement in RV precision (Butler et al. 2006). The pre- and post-upgrade RVs from HIRES are treated here as two independent datasets, allowing for unique RV offsets to be fit for

each as a free parameter. Collectively, we use 228 RV measurements from HIRES taken prior to the CCD upgrade (between HD 68017, HD 154345, HD 190360, HD 24496, and HD 217107), and 1514 taken after (spanning all seven systems). By treating these two datasets as separate instruments in our fits, all of our RVs account for the intra-night drift corrections introduced by Tal-Or et al. (2019a). The HIRES RVs we use were all published by Rosenthal et al. (2021).

### 2.3.8. APF

The Automated Planet Finder (APF; Radovan et al. 2014) is an optical spectrograph with a wavelength range of  $\lambda = 0.37 - 0.97 \mu\text{m}$  configured with the 2.4 m telescope on Mount Hamilton at Lick Observatory that can achieve a resolution up to  $R = 150,000$ . It was built to be among the first of robotic projects with the goal of detecting and characterizing exoplanets. We use 2195 RVs from APF that were published by Rosenthal et al. (2021) for 61 Cygni A/B, HD 68017, HD 190360, HD 4614, and HD 217107.

### 2.3.9. MINERVA

The MINiature Exoplanet Radial Velocity Array (MINERVA; Swift et al. 2015) is a set of four PlaneWave CDK700, 0.7 m telescopes at the Fred Lawrence Whipple Observatory on Mt. Hopkins, each feeding the array’s  $R = 75,000$  echelle spectrograph via optical fiber. As a result of MINERVA’s lone exposure meter which reports only an average flux from all four telescopes, each telescope has a slightly different barycentric correction and is therefore treated as a separate instrument for fitting purposes. We publish 543 MINERVA RVs across all four telescopes with typical exposure times of 1800 s, reduced according to Wilson et al. (2019). These include 114 measurements of HD 217107, 429 of HD 4614, and 158 of 61 Cygni A. Some of those from HD 217107 were originally published in Giovinnazzi et al. (2020) but were binned nightly and not treated as separate instruments. Here, we publish all unbinned MINERVA RVs and account for individual telescope offsets.

### 2.3.10. NEID

As detailed in Section 1, NEID is a high-resolution ( $R \approx 110,000$ ) spectrometer with a broad spectral grasp ( $\lambda = 380 - 930$  nm) located at the WIYN 3.5 m Telescope<sup>2</sup> on Kitt Peak. It is capable of measuring RVs with

<sup>2</sup> The WIYN Observatory is a joint facility of the NSF’s National Optical-Infrared Astronomy Research Laboratory, Indiana University, the University of Wisconsin-Madison, Pennsylvania State University, Purdue University and Princeton University.

an instrumental error budget of  $27 \text{ cm s}^{-1}$  (Halverson et al. 2016; Ford et al. 2024). In this work, the NEID 2D echelle spectra were obtained with signal-to-noise (SNR) ratios ranging between SNR=150-500 and reduced via version 1.3.0 of the NEID Data Reduction Pipeline<sup>3</sup> (DRP). We removed subsequent RV data points that were flagged by the DRP Level 2 products as outliers and are left with 417 new NEID RVs from 31 May 2021 to 12 June 2022 across all seven of our systems. On 2022 June 13, all activity on Kitt Peak was shut down due to the Contreras fire. NEID resumed operation in November 2022, but a noticeable instrumental RV offset is observed between data taken pre- and post-fire (see Gupta et al. 2024b for a more detailed discussion on this offset). Unlike the pre-fire data, the post-fire RVs do not significantly enhance the RV baselines and are still in proprietary period. As a result, we choose to exclude any post-fire data from our analyses. Since two of our systems (HD 217107 and HD 190360) have short-period planets with relatively large RV semi-amplitudes, we do not apply any binning schemes to NEID, nor any of our RV data, as intra-night RV variation may therefore be physical.

**Table 3.** Relative Radial Velocity Measurements

Instrument	$N_{\text{obs}}$	Time Range	$\sigma_{\text{RV}}$ [m/s]
<b>HD 68017 A</b>			
HIRES-pre	34	1997.034 - 2003.952	1.48
HIRES-post	166	2004.813 - 2020.097	1.00
APF	12	2013.971 - 2014.297	2.85
NEID	31	2021.714 - 2022.389	0.43
<b>61 Cygni B</b>			
Hamilton	70	1987.445 - 2007.891	8.15
HIRES-post	232	2004.638 - 2019.987	1.07
APF	259	2013.833 - 2019.201	2.63
NEID	40	2021.762 - 2022.439	0.26
<b>HD 24496 A</b>			
HIRES-pre	15	1998.067 - 2003.705	1.33
HIRES-post	217	2004.638 - 2019.697	1.14
NEID	31	2021.724 - 2022.211	0.38
<b>HD 4614 A</b>			
Hamilton	75	1987.814 - 2005.058	10.07
HIRES-post	75	2004.81 - 2019.719	1.33
APF	495	2013.793 - 2019.566	3.04
MINERVA T1	116	2017.713 - 2019.064	2.95
MINERVA T2	110	2017.713 - 2019.074	6.64
MINERVA T4	140	2017.713 - 2019.031	2.56

*Continued on next page*

**Table 3 (continued)**

System	$N_{\text{obs}}$	Time Range	$\sigma_{\text{RV}}$ [m/s]
MINERVA T3	63	2017.727 - 2019.074	4.16
NEID	157	2021.571 - 2022.445	0.33
<b>HD 217107</b>			
Hamilton	226	1998.525 - 2008.872	6.09
CORALIE	63	1998.694 - 1999.984	9.00
HIRES-pre	63	1998.697 - 2004.523	1.41
Tull	23	1999.741 - 2005.872	5.30
HIRES-post	112	2004.638 - 2020.009	1.02
APF	330	2013.738 - 2019.762	2.30
MINERVA T1	32	2016.392 - 2018.877	4.44
MINERVA T2	23	2016.392 - 2018.866	6.48
MINERVA T3	14	2016.392 - 2017.902	11.55
MINERVA T4	45	2016.392 - 2018.877	4.11
NEID	21	2021.71 - 2022.434	0.28
<b>HD 190360</b>			
ELODIE	56	1994.707 - 2002.884	7.00
AFOE	13	1996.411 - 2001.683	9.00
HIRES-pre	91	1996.771 - 2004.523	1.24
Hamilton	146	2002.647 - 2006.694	3.99
HIRES-post	252	2004.637 - 2020.185	1.17
APF	754	2013.579 - 2020.291	2.27
NEID	29	2021.412 - 2022.33	0.32
<b>HD 154345</b>			
ELODIE	49	1994.304 - 2006.545	8.00
HIRES-pre	25	1997.267 - 2004.52	1.57
HIRES-post	224	2005.155 - 2020.185	1.16
SOPHIE	10	2008.134 - 2011.299	4.20
NEID	23	2021.721 - 2022.445	0.39

**Note:** Columns are, from left to right, the instrument used to collect data, the number of observations or individual exposures used by it in our analysis, the range between the first and last of those observations, and the median of each instrument's reported error per star system. All RVs used in this analysis are made available in a corresponding machine-readable table.

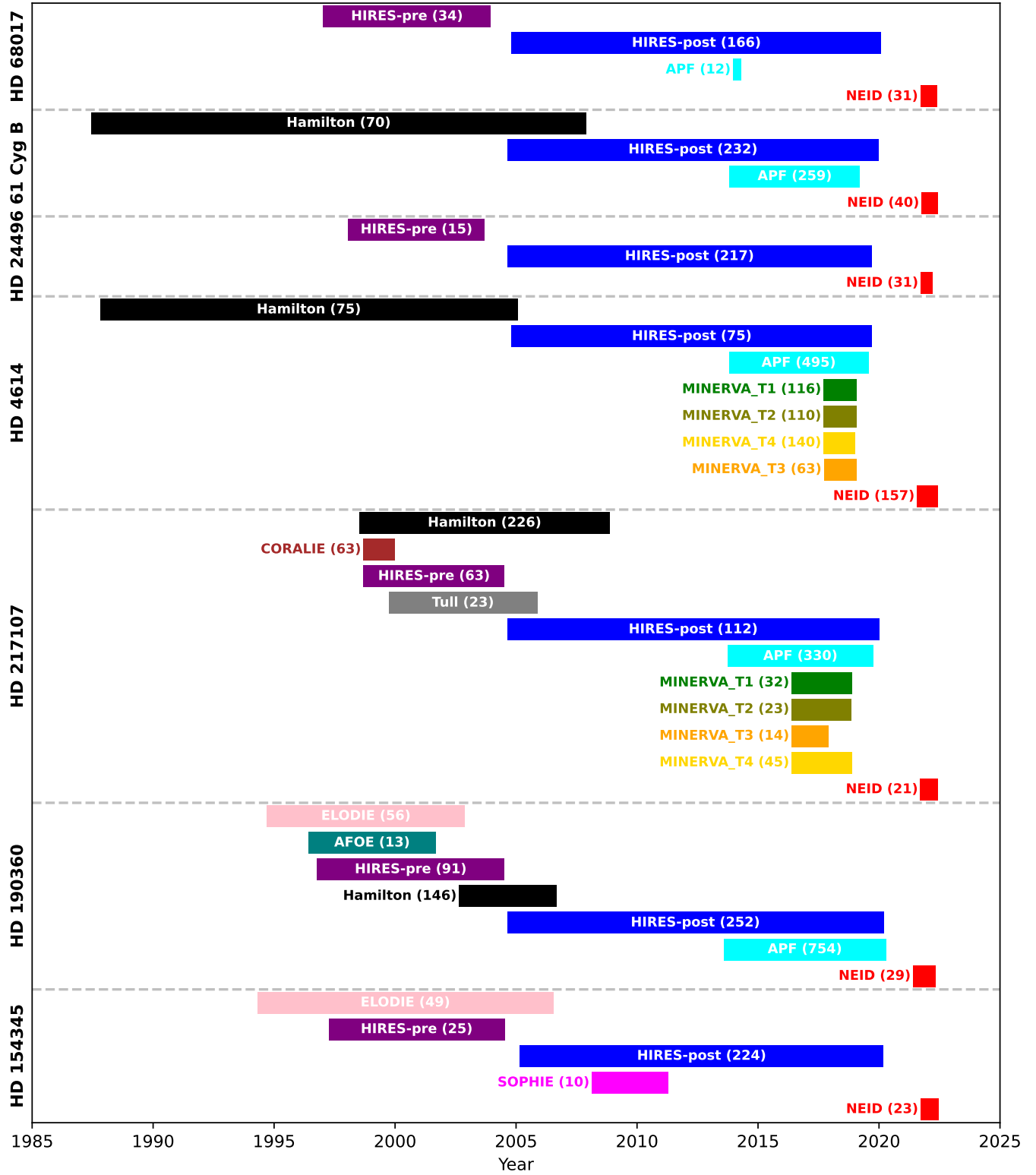
### 3. SYSTEMS

Our targets consist of four binary star systems with no known hierarchical companions (61 Cygni, HD 68017, HD 24496, and HD 4614) and three single stars with known planets (HD 217107, HD 190360, and HD 154345). A complete summary of the properties of these systems are given in Table 4. We offer a depiction of our seven systems in Figure 4.

#### 3.1. HD 68017

HD 68017 is a tightly-separated ( $\rho \sim 0.5''$ ) binary star system in a  $P \approx 70$  yr orbit. The system's primary, HD 68017 A, is a G3 star while the secondary, HD 68017 B, is a mid-M dwarf. The pair was unresolved until Crepp et al. (2012) captured two AO images of the system using NIRC2 at Keck and discovered the fainter

<sup>3</sup> <https://neid.ipac.caltech.edu/docs/NEID-DRP/>



**Figure 2.** Bar chart of all RVs used for the seven accelerating stars considered in our analysis. Temporal overlap of RV datasets from different instruments helps to constrain instrumental offsets and improves the accuracy of orbital fits by providing a more continuous coverage across the total observation baseline.

HD 68017 B ( $\Delta K = 4.92 \pm 0.10$ ). Though HD 68017 A is too close to its bound counterpart to be resolved by most spectrographs, [Crepp et al. \(2012\)](#) showed that their contrast in the visible to near-infrared wavelength range is  $> 100$ , limiting HD 68017 B’s spectral contributions to Doppler observations. [Brandt et al. \(2019\)](#) used the Gaia DR2 version of the HGCA to report a moderately eccentric ( $e = 0.353^{+0.025}_{-0.030}$ ),  $P = 70^{+6}_{-8}$  yr orbit with  $M_A = 0.93 \pm 0.05 M_\odot$  and  $M_B = 0.1495^{+0.0022}_{-0.0021} M_\odot$ . Since then, [Brandt \(2021\)](#) has unveiled a new version of the HGCA that leverages the most recent ephemerides from Gaia eDR3. We incorporate this new version of the HGCA, an additional relative astrometry measurement from [Hirsch et al. \(2021\)](#), and 31 new sub-1 m s $^{-1}$  RVs data points from NEID.

The pair remains unresolved in Gaia DR3, which has a nominal resolving threshold of  $\approx 0.23\text{--}0.70''$  ([de Bruijne et al. 2015](#)). Gaia therefore registers it as a single source, but reports that RUWE = 2.969. In this case, since the source is known to be a stellar binary, HD 68017 AB, a comprehensive two-star fit that includes all available astrometry and RVs is sufficient. While it is possible that the reported proper motion measurements are biased in both Hipparcos and Gaia due to the blending of the two stars, the astrometric discrepancy between the two epochs is substantial in comparison, and so effects at this level are ignored. We note that Gaia DR5 projects to resolve this pair, as it will be able to achieve a resolution of  $\sim 0.1''^4$ . Here, we include an additional resolved image of HD 68017 AB from [Hirsch et al. \(2021\)](#), as well as 67 new RVs from NEID to refine the orbit of the system and produce one of the most precise mass estimates of a main sequence star to-date.

### 3.2. 61 Cygni

As one of the oldest known binary star systems, 61 Cygni has nearly three hundred years worth of observations, starting in 1753 ([Herschel 1833](#)). The system comprises 61 Cygni A, a  $V = 5.2$ , K5V star, and 61 Cygni B, a  $V = 6.0$ , K7V star. [Kervella et al. \(2008\)](#) measured interferometric radii of the two stars to determine  $R_A = 0.665 \pm 0.005 R_\odot$  and  $R_B = 0.595 \pm 0.008 R_\odot$ , and used those to fit for an estimated system age of  $6.1 \pm 1.1$  Gyr.

61 Cygni is situated just  $\sim 3.5$  pc from the Sun, and was the first extrasolar system to have its distance measured ([Bessel 1838](#)). [Bessel \(1838\)](#) used their parallax estimate of the bound pair and several early relative astrometry measurements to estimate  $P > 540$  yr and

$M_{\text{tot}} < 0.5 M_\odot$ . [Peters \(1886\)](#) later published an orbit for the system with  $P = 782.6$  yr and  $i = 63.55^\circ$ . [Fletcher \(1931\)](#) then estimated the pair to be eccentric with  $e \sim 0.4$  and have an orbital period of order  $\sim 1000$  yr. Most recently, [Izmailov et al. \(2021\)](#) used 200 years’ worth of relative astrometric observations to determine an orbit with  $P = 704.858 \pm 40.221$  yr,  $e = 0.435 \pm 0.044$ , and  $M_{\text{tot}} = 1.286 \pm 0.107 M_\odot$ . 61 Cygni has also been the subject of many previous analyses on the basis of reconciling an apparent periodic residual in the relative astrometry (see, for example [Hopkins 1915](#); [Strand 1943](#); [Velghe 1957](#); [Deich & Orlova 1977](#); [Gorshanov et al. 2006](#)).

[Brandt et al. \(2021a\)](#) found that 61 Cygni A is one of 38 sources in the HGCA known to have a corrupted astrometric solution from Hipparcos. For this reason, a comprehensive analysis centered on 61 Cygni A that incorporates a prior on the astrometric acceleration is not feasible. Instead, the primary subject of our analysis is its stellar counterpart 61 Cygni B, which is targeted by the NEID program Searching for Nearby Exoplanets Around K-dwarfs (SNEAK, designed as a complementary survey to NETS; [Lin 2024](#)) and has a similarly large observed absolute astrometric acceleration. Therefore, we consider the 61 Cygni B’s observed acceleration in order to further constrain both the system’s orbital parameters and the dynamical mass of 61 Cygni A. We still publish the NETS RVs for 61 Cygni A and use them in Section 7 to place limits on substellar companions.

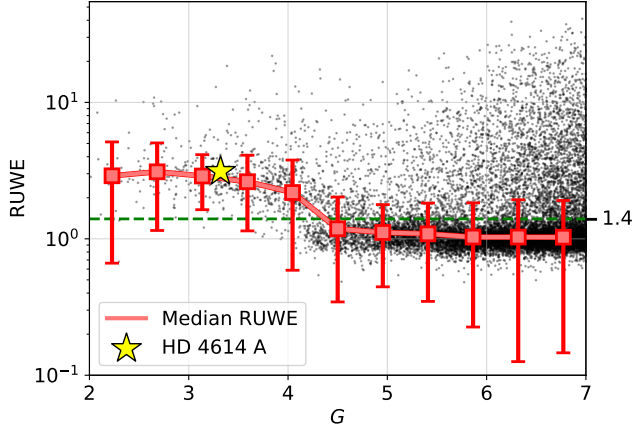
### 3.3. HD 24496

HD 24496 is a late G-type star with a K-type stellar companion (HD 24496 B). The pair was first observed to be comoving across nine years by [Heintz \(1980, 1990\)](#). [Rosenthal et al. \(2021\)](#) later identified a linear trend across  $\approx 20$  years of HIRES RVs of  $\approx -7.3$  m s $^{-1}$  yr $^{-1}$ . [Fekel et al. \(1986\)](#) observed HD 24496 to be chromospherically active, and [Wright et al. \(2004\)](#) later used activity indicators from 15 measurements spanning five years to determine a rotational period of 29 d and estimate an age of  $\approx 3.4$  Gyr. This estimate is corroborated by [Takeda et al. \(2007\)](#), which interpolated a grid of stellar evolutionary tracks to find an age of  $3.16^{+3.88}_{-3.16}$  Gyr. This system previously has had no published orbit.

### 3.4. HD 4614

HD 4614 (eta Cassiopeiae) is a visual binary system with astrometric measurements spanning nearly 200 years. The primary, HD 4614 A, is a late F-type star, while the secondary is a mid K-type star. [Boyajian et al. \(2012\)](#) fit temperature and luminosity measurements for HD 4614 A to stellar isochrones to estimate its age to be  $5.4 \pm 0.9$  Gyr.

<sup>4</sup> <https://www.cosmos.esa.int/web/gaia/science-performance>



**Figure 3.** Scatter of all sources in Gaia with apparent magnitude  $G < 7$ . Here, we show that sources with  $G \lesssim 4$  are far less frequently observed to have  $\text{RUWE} < 1.4$ , a strong indicator that the RUWE values of these bright sources may be artificially inflated.

HD 4614 A is observed by Gaia to have  $\text{RUWE} = 3.121$ , with its stellar companion, HD 4614 B, having a RUWE near unity ( $\text{RUWE} = 1.039$ ). The photocenters of bright sources, however, are known to be more difficult to monitor as a result of CCD saturation, which can result in artificially-inflated goodness-of-fit statistics like the RUWE (e.g., Lindegren et al. 2018). This effect is demonstrated in Figure 3. Boyajian et al. (2012) used the CHARA array (ten Brummelaar et al. 2005) to infer interferometric radii for 44 AFG stars; we use the limb-darkened angular diameter they determined in conjunction with the Gaia DR3 parallax to estimate a radius for HD 4614 A of  $1.0336 \pm 0.0027 R_{\odot}$ . By comparing HD 4614 A to other stars of similar magnitude and color, as well as to MIST evolutionary tracks for a 5.4 Gyr,  $[\text{Fe}/\text{H}] = -0.23$  dex (Hirsch et al. 2021) star, we do not find any considerable evidence that the source is an unresolved stellar multiple and therefore treat it as a single star. We do, however, explore the system for gravitationally-bound substellar companions in Section 7.

### 3.5. HD 217107

HD 217107 is a late G-type star with no stellar companions, but two planets known from RVs, HD 217107 b (Fischer et al. 1999) and HD 217107 c (Vogt et al. 2005). The inner planet, HD 217107 b, has  $m \sin i \approx 1.4 M_{\text{J}}$  with  $P = 7.13$  d, while HD 217107 c is a super Jupiter-mass ( $m \sin i \gtrsim 4 M_{\text{J}}$ ) planet with  $P \approx 14$  yr (e.g., Giovinnazzi et al. 2020; Rosenthal et al. 2021). Using an interferometrically-determined angular diameter that considered limb-darkening via Boyajian et al. (2013), as well as the Gaia DR3 parallax, we estimate HD 217107

to have a stellar radius of  $1.2245 \pm 0.0173 R_{\odot}$ . Boyajian et al. (2013) also estimated a system age for HD 217107 of  $11.9 \pm 2.0$  Gyr.

### 3.6. HD 190360

HD 190360 is a late G-type star with two planets. From RVs, HD 190360 b has a minimum mass of  $m \sin i \approx 1.5 M_{\text{J}}$  with a 7.92 yr orbit (Naef et al. 2003; Rosenthal et al. 2021), while HD 190360 c is a super Neptune ( $m \sin i \approx 21.5 M_{\oplus}$ ) on a 17.12 d orbit (Vogt et al. 2005; Rosenthal et al. 2021). Following the same method as in the cases of HD 4614 and HD 217107, but using an angular diameter determined via Baines et al. (2008), we estimate HD 190360’s stellar radius to be  $1.2010 \pm 0.0327 R_{\odot}$ .

HD 190360 is in a wide ( $178''$ ) orbit with a mid M-type stellar companion, HD 190360 B. Mamajek & Hillenbrand (2008) estimates a system age of 8.5–8.6 Gyr using activity indicators. We note, however, that Boyajian et al. (2013) estimated a system age of  $11.3 \pm 3.5$  Gyr, highlighting a need for more reliable age estimators for field stars. We estimate HD 190360 B’s mass (via the relation derived in Giovinnazzi & Blake 2022) to be  $M = 0.20 \pm 0.02 M_{\odot}$ . To estimate the expected orbital period and induced relative RV trend, we use `binary_mc` (Giovinnazzi 2025)<sup>5</sup>, an open-source software that simulates 10 million randomly drawn orbits between two Gaia sources using their source IDs and assumed instantaneous position measurements from the Gaia catalog. This returns an orbital period of the pair to be  $\sim 100,000$  years. Given its low mass and long orbit, HD 190360 B is only expected to induce an RV slope of  $10^{-3} \text{ m s}^{-1} \text{ yr}^{-1}$  on HD 190360 A. Not only is it too distant to be the source of astrometric acceleration, but also its RV trend is too weak to detect given even our best RV precision and the relatively short baseline when compared to the estimated length of the orbit. Therefore, we exclude HD 190360 B from the remainder of our analysis, and hereafter treat HD 190360 as an isolated star. Stassun et al. (2017) notes the possibility of HD 190360 having a very nearby, unresolved stellar companion, as evidenced by a poor fit to the SED, though we note that Gaia reports  $\text{RUWE} = 1.012$  for the source. We do not explore this apparent discrepancy in the stellar fit to HD 190360, and simply assume it to be a single star.

### 3.7. HD 154345

HD 154345 is a nearby G8 dwarf with no stellar companions and one known planet, HD 154345 b, which was

<sup>5</sup> [https://github.com/markgiovinnazzi/binary\\_mc](https://github.com/markgiovinnazzi/binary_mc)

first reported by Wright et al. (2008). HD 154345 b, known only through RVs, is a Jupiter-analog, most recently found to have a minimum mass of  $m \sin i = 0.905^{+0.071}_{-0.089} M_J$  and an orbital period of  $P = 3420^{+61}_{-46}$  d (Rosenthal et al. 2021). Wright et al. (2008) found the magnetic activity cycle of the star to be nearly coincidental with that of the induced RV signal from the planet. While they ultimately determined the nature of the periodic signal to be a bona fide planet, both Wright et al. (2008) and Tuomi et al. (2009) noted that astrometric measurements of the host star could not only confirm the existence of HD 154345 b via dynamical inference, but also determine its true mass.

#### 4. MCMC ANALYSES AND ORBIT FITTING

To estimate the orbital parameters of our targets, we employ the Python package *orvara* (Orbits from Radial Velocity, Absolute, and/or Relative Astrometry; Brandt et al. 2021c), a robust and efficient orbit-fitting software that incorporates the absolute acceleration derived from the proper motion anomaly between Hipparcos and Gaia measurements, RVs, and relative astrometry between the central body and one or more gravitationally bound companions, all within a Bayesian framework. *orvara* is a parallel-tempering Markov Chain Monte Carlo (MCMC) sampler using *pemcee* (Foreman-Mackey et al. 2013; Voudsen et al. 2016).

We adopt Gaussian parallax priors based on the reported values in Gaia DR3, but follow El-Badry et al. (2021) in inflating the error by a factor of 1.28 to account for underestimated uncertainties. *orvara* also uses Gaia proper motions for bound stellar companions in order to estimate the relative motion of the two stars. We then follow Brandt (2021) in inflating the proper motion uncertainties of resolved companions by a factor of 1.37. This factor was determined by fitting a Gaussian mixture model to a set of 374 reference stars, treating error inflation as a free parameter. When enough relative astrometry is available, no prior information about the primary mass is needed, allowing us to determine true dynamical masses with minimal assumptions (Brandt et al. 2019). However, for systems where the companion is unresolved or the observational coverage is short compared to the orbital period, and the derived parameters rely only on RVs and absolute astrometry, the masses cannot be reliably determined from our data alone. For these stars, we adopt Gaussian priors on mass derived from the *SpecMatch-syn* (Petigura et al. 2017) analyses reported in Hirsch et al. (2021). The remaining priors used in our analysis are outlined in Ta-

ble 4 of Brandt et al. (2021c), including log-flat priors on semimajor axis (between  $10^{-5} - 2 \times 10^5$  au), secondary mass (between  $10^{-4} - 10^3 M_\odot$ ), and RV jitter (between  $10^{-5} - 50$  m s $^{-1}$ ). The prior on primary mass is also log-flat (between  $10^{-4} - 10^3 M_\odot$ ) unless a Gaussian prior is applied. Inclination follows a  $\sin i$  prior, where  $0^\circ < i < 180^\circ$ , to account for randomly oriented orbits. A detailed summary of target-specific priors assumed in this analysis is provided in Table 5.

Our MCMC fits for each target star use 30 temperatures, 100 walkers, and 500,000 steps, keeping every 50th step with a burn-in of the first 5,000 overall steps from each walker. To assess convergence, we analyze the remaining chains using trace plots, which depict the evolution of sampled parameter values over iterations. Well-mixed, stationary traces without discernible trends or drifts indicate thorough exploration of the parameter space and suggest that the chains have likely converged.

#### 5. RESULTS

For three of our four binary star systems (HD 68017, 61 Cygni, and HD 4614), we rely solely on astrometric and RV data to determine both masses without any prior information on the primary, allowing for a model-independent solution; the exception is HD 24496, with a 600-year orbit and only 40 years of data. In contrast, for our three planetary system, we impose mass priors on the host stars to enable a complete orbital solution despite the lack of relative astrometry. The RV curves for our binary star systems and planetary systems are given in Figure 6 and Figure 7, respectively. This approach uniquely resolves the  $m \sin i$  degeneracy typical of RV-only planet detections, allowing us to confirm the planetary nature of these substellar companions. Proper motion anomalies between the Hipparcos and Gaia epochs are provided in Figure 8 and Figure 9 for binary star and planetary systems, respectively. These plots depict the absolute astrometry as measured by the two space missions, directly showing the astrometric accelerations that they have constrained. For cases with available relative astrometry, we show the relative orbital motions in Figure 10. A complete summary of all free parameters fitted in our models, along with all derived parameters and posterior solutions, is provided in Table 6 and 7 for the binary star and planetary systems, respectively.

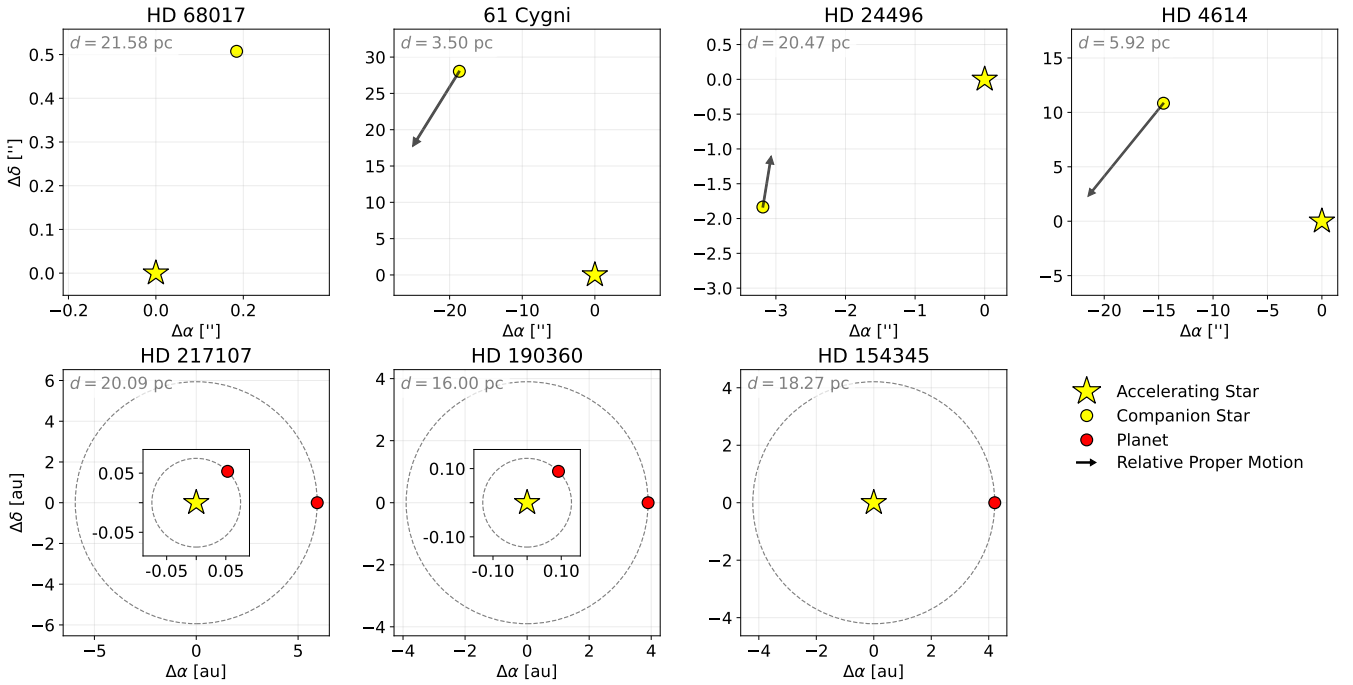
##### 5.1. HD 68017

Our analysis updates the HD 68017 system orbital period to  $P = 71.5^{+5.0}_{-4.1}$  yr, semimajor axis to  $a = 17.31^{+0.67}_{-0.57}$  au, eccentricity to  $e = 0.348^{+0.019}_{-0.016}$ , and finds

**Table 4.** Observed Properties of Stars

Identifiers				Astrometry		Magnitudes	
HD	HIP	Alt ID	Gaia DR3	$\pi$	RV	$G$	$K_s$
<b>68017 A</b>	40118	GJ 9256	902007870203594880	$46.3415 \pm 0.0609$	$29.5850 \pm 0.0037$	6.618883	5.090
<b>201092</b>	104217	61 Cygni B	1872046574983497216	$286.0054 \pm 0.0289$	$-64.2480 \pm 0.0009$	5.450645	2.320
<b>24496 A</b>	18267	GJ 3255	43499295632961152	$48.8490 \pm 0.0207$	$18.8710 \pm 0.0008$	6.654032	4.995
<b>4614 A</b>	3821	$\eta$ Cas A	425040000962559616	$168.8322 \pm 0.1663$	$8.4040 \pm 0.0004$	3.320067	1.990
<b>217107</b>	113421	HR 8734	2648914040357320576	$49.7846 \pm 0.0263$	$-13.1480 \pm 0.0002$	5.996743	4.536
<b>190360</b>	98767	GJ 777 A	2029433521248546304	$62.4865 \pm 0.0354$	$-45.2540 \pm 0.0005$	5.552787	4.076
<b>154345</b>	83389	GJ 651	1359938520253565952	$54.7359 \pm 0.0176$	$-46.8830 \pm 0.0007$	6.583667	5.003

NOTE—Observed properties of the seven accelerating stars at the focus of our analyses. The parallaxes, absolute RVs, and  $G$  magnitudes come directly from the Gaia DR3 catalog (Gaia Collaboration et al. 2023), while the  $K_s$  magnitudes come from 2MASS (Skrutskie et al. 2006).



**Figure 4.** Grid of the seven systems included in our analyses. Each system is centered relative to the position of the primary star at  $t = 2016.0$  and is viewed with an equal aspect ratio. Primary stars are denoted by yellow stars, bound stellar companions by yellow circles, and their relative proper motions by arrows. The three planetary systems are shown in the bottom row, with the planets marked by red circles. For simplicity, their orbits are sketched as circles, with radii corresponding to their semimajor axes, and placed at arbitrary position angles. Systems with two planets feature zoomed-in inset axes to highlight the inner planet. Since HD 68017 AB is not resolved by Gaia, we do not include its relative proper motion information.

masses of  $M_A = 0.861^{+0.027}_{-0.028} M_\odot$  and  $M_B = 0.1548 \pm 0.0014 M_\odot$ . This results in relative mass precisions for HD 68017 A and HD 68017 B of  $\sigma_{M_A}/M_A = 3.19\%$  and  $\sigma_{M_B}/M_B = 0.90\%$ , respectively. The system's orbital parameters are in excellent agreement with those from Brandt et al. (2019), which found  $P = 70^{+6}_{-8}$  yr,  $a = 17.4^{+0.9}_{-1.2}$  au, and  $e = 0.353^{+0.025}_{-0.030}$ . The masses

they found, however ( $M_A = 0.93 \pm 0.05 M_\odot$  and  $M_B = 0.1495^{+0.0022}_{-0.0021} M_\odot$ ) are  $\gtrsim 1 \sigma$  discrepant. This is likely a direct result of the updated HGCA astrometry between the DR2 and eDR3 releases. We also note that since Gaia does not resolve the two components of the HD 68017 binary system, the photocenter (while dominated by HD 68017 A) is a blend of both sources. There-

**Table 5.** System priors used in this analysis

System	Primary Mass [ $M_{\odot}$ ]	System Parallax [mas]	Companion pmRA [mas yr $^{-1}$ ]	Companion pmDec [mas yr $^{-1}$ ]
HD 68017	$\mathcal{U}[10^{-4}, 10^3]$	$\mathcal{N}(46.3415, 0.0780)$	—	—
61 Cygni	$\mathcal{U}[10^{-4}, 10^3]$	$\mathcal{N}(286.0054, 0.0370)$	$\mathcal{N}(4164.209, 0.075)$	$\mathcal{N}(3249.614, 0.075)$
HD 24496	$\mathcal{N}(0.93, 0.05)$	$\mathcal{N}(48.8490, 0.0265)$	$\mathcal{N}(209.739, 0.062)$	$\mathcal{N}(-194.285, 0.041)$
HD 4614	$\mathcal{U}[10^{-4}, 10^3]$	$\mathcal{N}(168.8322, 0.2129)$	$\mathcal{N}(1144.693, 0.025)$	$\mathcal{N}(-469.668, 0.026)$
HD 217107	$\mathcal{N}(1.06, 0.04)$	$\mathcal{N}(49.7846, 0.0337)$	—	—
HD 190360	$\mathcal{N}(0.99, 0.04)$	$\mathcal{N}(62.4865, 0.0453)$	—	—
HD 154345	$\mathcal{N}(0.89, 0.04)$	$\mathcal{N}(54.7359, 0.0225)$	—	—

NOTE—From left to right, the prior columns are for the system’s primary mass, the primary star’s parallax, followed by the bound stellar companion’s in proper motion (when it is resolved by Gaia) in right ascension and declination. The Gaussian mass priors used for HD 24496 A, HD 217107, HD 190360, and HD 154345 come from [Hirsch et al. \(2021\)](#), while the hardbound mass priors (when our analysis has enough information to dynamically determine the mass) are the default setting in `orvara` left in place to prevent walkers from finding solutions that are not physically motivated. The parallax and proper motion priors both come from Gaia, and include the inflation factors of 1.28 and 1.37, respectively, as outlined in Section 4.

fore, the proper motion estimates for HD 68017 A may be slightly compromised (see top panel of Figure 8). A corner plot highlighting some of the key physical parameters of the system’s orbit is provided in Figure A1.

### 5.2. 61 Cygni

We find  $P = 707.3^{+4.5}_{-4.4}$  yr with  $e = 0.4422 \pm 0.0056$  and masses of  $M_B = 0.6289^{+0.0094}_{-0.0092} M_{\odot}$  and  $M_A = 0.6772 \pm 0.0051 M_{\odot}$  for 61 Cygni B and 61 Cygni A, respectively. This translates into 1.48% and 0.75% relative precisions in the system’s masses, as well as a refined system mass of  $M_{\text{tot}} = 1.3060^{+0.0118}_{-0.0114} M_{\odot}$ . The long period of the two stars is highlighted by the locally linear line-of-sight trend captured by our RVs, shown in Figure 7. Explicit curvature in observed RVs is not necessary to constrain a star’s radial acceleration. [Soubiran et al. \(2024\)](#) identified both 61 Cygni A and 61 Cygni B as members of its Gaia FGK standard stars catalog and published two mass estimates for each using two different evolutionary track models (BaSTI: [Pietrinferni et al. 2004, 2006](#); STAREVOL: [Lagarde et al. 2012, 2017](#)). The individual masses that we determine are in broad agreement with those derived by these models; using BaSTI, they found  $M_B = 0.613 \pm 0.011 M_{\odot}$  and  $M_A = 0.695 \pm 0.007 M_{\odot}$ , while using STAREVOL, they found  $M_B = 0.617 \pm 0.009 M_{\odot}$  and  $M_A = 0.679 \pm 0.009 M_{\odot}$ . Figure A2 shows a select set of system posteriors that we publish for 61 Cygni.

Based on the interferometric radii reported by [Kervella et al. \(2008\)](#) and our updated, extremely precise stellar mass estimates, we infer the stellar densities for the two stars in 61 Cygni are  $\rho_A = 0.553 \pm 0.013 \rho_{\odot}$  and  $\rho_B = 0.644 \pm 0.028 \rho_{\odot}$ .

### 5.3. HD 24496

Here, we publish for the first time a complete orbital solution for the HD 24496 system. [Tokovinin \(2014a,b\)](#) used  $V$ -band mass-magnitude relations to estimate individual masses of  $M_A = 0.96 M_{\odot}$  and  $M_B = 0.53 M_{\odot}$ , as well a known angular separation to estimate a period of  $P = 335.541$  yr. HD 24496 represents an excellent example of how a small number of high-precision observations from multiple modes of data can place tight constraints on even a long-period system’s orbit. For our best-fit model we find that the two stars have an orbital period of  $P = 589^{+57}_{-84}$  yr with masses of  $M_A = 0.941 \pm 0.053 M_{\odot}$  and  $M_B = 0.5389^{+0.0082}_{-0.0081} M_{\odot}$ . As described, our analysis includes a prior on HD 24496 A’s primary mass. This is because the HD 24496 system has too few relative astrometric points to independently determine a complete orbital solution with high fidelity. However, the joint RV and astrometric fitting provided here enables a robust estimation of an orbit that was previously unsolvable due to a lack of data. Of the four binary star systems presented in this work, HD 24496 has the least eccentric orbit ( $e = 0.099^{+0.130}_{-0.054}$ ), though more data will be needed to enhance the statistical significance of this measurement (see Figure A3).

### 5.4. HD 4614

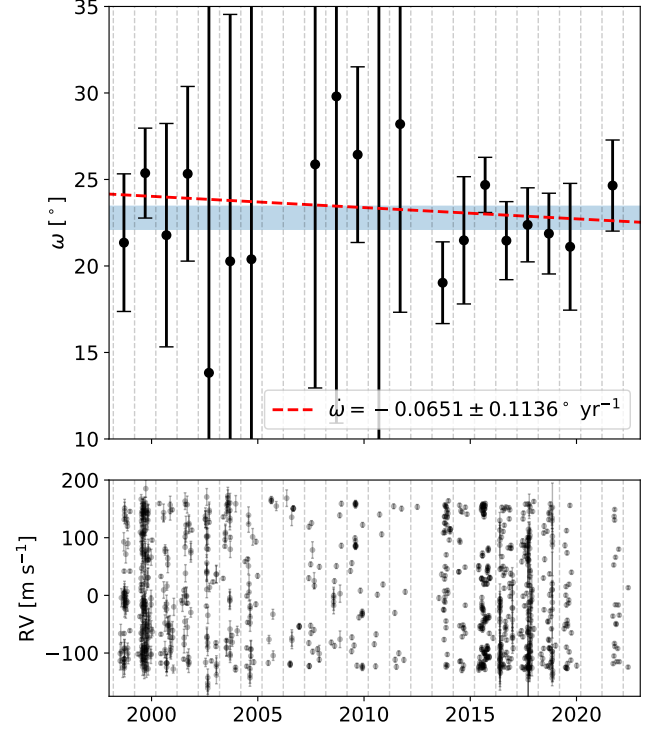
With nearly 200 years’ worth of relative astrometry measurements included in our analysis, the observed arc in the HD 4614 system spans close to half the orbit (see Figure 7). [Doberck \(1876\)](#) first estimated the bound pair to have a most likely orbit with  $P = 222.435$  yr and  $e = 0.5763$ . [Strand \(1969\)](#) later used additional relative astrometry measures and a more robustly-determined

parallax estimate to publish an orbit with  $P = 480$  yr,  $e = 0.497$ ,  $M_A = 0.86 M_\odot$ , and  $M_B = 0.56 M_\odot$ , and this remains one of the literature’s most recent publications of the orbit. We find strong agreement with their orbit. Specifically, our analysis estimates  $P = 472.2 \pm 1.1$  yr and  $e = 0.49416 \pm 0.00070$ ,  $M_A = 1.0258^{+0.0070}_{-0.0069} M_\odot$ , and  $M_B = 0.5487 \pm 0.0056 M_\odot$ , yielding relative mass precisions of 0.68% and 1.02%, respectively. These individual masses are  $\gtrsim 2\sigma$  discrepant from those reported by Hirsch et al. (2021), which found  $M_A = 0.91 \pm 0.04 M_\odot$ , and  $M_B = 0.59 \pm 0.02 M_\odot$ . On this difference, we note two things. First, stellar mass derivation from spectral characterization efforts like those presented by Hirsch et al. (2021) are model-dependent. Conversely, while Figure 3 suggests bright sources like HD 4614 A may have artificially-high RUWE values, it does not preclude the presence of a bound unresolved ultracool dwarf, for example. In this case, it is possible that the dynamical mass of HD 4614 A is actually that of HD 4614 A plus some unknown companion, which would work to bridge the mass discrepancies observed between our analysis (see Figure A4) and that of Hirsch et al. (2021). They surveyed 205 binary star companions within 25 pc and found 24 (11.7%) to have separations  $< 1$  au across all mass ratios, which for HD 4614 A is likely too close to expect to have resolved any nearby stellar sources given its brightness. Hirsch et al. (2021) also estimated a planet occurrence rate of  $0.12 \pm 0.04$  planets per star in a binary star system. Together, these findings leave open the possibility that HD 4614 A hosts an unresolved companion. Figure A4 shows a corner plot of several physical properties of the HD 4614 system’s orbit.

### 5.5. HD 217107

We find a true dynamical mass for HD 217107 c of  $m_c = 4.37^{+0.13}_{-0.10} M_J$ , confirming its planetary nature with an orbit close to edge-on ( $i_c = 88^{+140}_{-12}$ ), and a period of  $P_c = 14.069 \pm 0.031$  yr (a  $1\sigma$  uncertainty of 11.3 d). Figure A5 shows a sample of HD 217107 c’s posteriors. For the inner planet, we find a minimum mass of  $m_b \sin i_b = 1.370^{+0.016}_{-0.020} M_J$  and a period of  $P_b = 7.126870132 \pm 0.000004748$  d (a  $1\sigma$  uncertainty of 0.41 s). Our updated analysis is consistent with the most recent publication for the HD 217107 planetary system by Rosenthal et al. (2021), which for the two planets found  $m_b \sin i_b = 1.385 \pm 0.039 M_J$ , and  $m_c \sin i_c = 4.31 \pm 0.13 M_J$ .

Giovinazzi et al. (2020) observed that the hot Jupiter HD 217107 b is expected to undergo long-term orbital precession at the level of  $\dot{\omega} = 0.008^\circ \text{ yr}^{-1}$  as a result of general relativistic effects. Although they were unable to measure the effect, they noted that a longer base-



**Figure 5.** Top: resulting arguments of periastron of HD 217107 b from MCMC fits using subsets of the RVs from our analysis. The rightmost bin of observations consist solely of those taken from NEID. Both high-cadence observations at lesser precision and fewer RVs at higher precision are shown to be capable of achieving the same level of constraint. The best-fit slope representing precession is shown as the solid red line. The blue stripe corresponds to the  $1\sigma$  region for HD 217107 c’s argument of periastron from Table 7. Bottom: RVs of the HD 217107 system with the best-fit model for HD 217107 c subtracted off. The vertical dashed lines show the corresponding bins of RVs used to search for  $\dot{\omega}$ .

line of more precise RVs was needed. Our analysis for HD 217107 uses 2.5 more years of precision RVs, and so we attempt to recover the effect. We subtracted off the best-fit RV model for HD 217107 c, including instrumental RV zero-point offsets and jitter terms, and reran a one-planet fit for HD 217107 b using *orvara* for yearly subsets of RV measurements to attempt to measure the time-evolution of the inner planet’s argument of periastron (see Figure 5). Ultimately, this analysis can only determine  $\dot{\omega} = -0.0651 \pm 0.1136^\circ \text{ yr}^{-1}$  and therefore cannot confidently measure the predicted GR-induced orbital precession of HD 217107 b. The NEID-only epoch of RVs considered here constrains  $\omega_b = 24.65 \pm 2.63^\circ$ , suggesting that subsequent high-cadence RV monitoring of the system over the next decade from precision spectrographs like NEID may be able to observe this effect.

### 5.6. HD 190360

For HD 190360, our joint fitting determines a true dynamical mass of  $m_b = 1.68^{+0.26}_{-0.16} M_J$ ,  $P_b = 7.917^{+0.011}_{-0.010}$  yr (a  $1\sigma$  uncertainty of 3.84 d), and  $e_b = 0.3184^{+0.0065}_{-0.0063}$ . In this case, the distribution of accepted steps for the planet’s inclination is bimodal around the edge-on,  $i = 90^\circ$  threshold, resulting from an inability to determine the relative grade of the orbit ( $i < 90^\circ$  or  $i > 90^\circ$ ) without relative astrometry. Our dynamical mass for HD 190360 b is in broad agreement with Feng et al. (2021), who also considered Hipparcos and Gaia astrometry and found  $m_b = 1.8 \pm 0.2 M_J$ . As for the inner planet, HD 190360 c, the astrometric signal it induces on its host star is negligible when compared to the precision and observational baseline between Hipparcos and Gaia. However, our comprehensive analysis presented here offers enhanced clarity on the planet’s ephemerides by including new RVs from NEID. We find HD 190360 c to have  $m_c \sin i_c = 1.371 \pm 0.018 M_J$ ,  $P_c = 17.1169664 \pm 0.0005113$  d (a  $1\sigma$  uncertainty of 44.18 s), and  $e_c = 0.165^{+0.023}_{-0.024}$ . As is the case for planets known through RVs, the correlation between mass and inclination is still apparent for HD 190360 b, though the proper motion anomaly is such that a disentanglement of these two parameters is beginning to emerge (see Figure A6). Additional astrometric data in the form of imaging or extended proper motion monitoring from future releases of Gaia, for example, will be needed to more clearly unveil the architecture of HD 190360 planetary system.

### 5.7. HD 154345

As the only known planet in its system, HD 154345 b is the sole contributor to its star’s observed acceleration. Ultimately, our analysis not only finds a true dynamical mass for HD 154345 b of  $m_b = 1.186^{+0.095}_{-0.059} M_J$ , but also refines its orbit to determine an orbital period of  $P_b = 8.981^{+0.079}_{-0.076}$  yr (a  $1\sigma$  uncertainty of 28.31 d) and an eccentricity of  $e_b = 0.058 \pm 0.019$ . Rosenthal et al. (2021) was the most recent RV-only analysis for HD 154345, and found  $m_b \sin i_b = 0.905^{+0.071}_{-0.089} M_J$ ,  $P_b = 9.36^{+0.17}_{-0.13}$  yr and  $e_b = 0.038^{+0.036}_{-0.027}$ . Xiao et al. (2023) since used the Gaia eDR3 version of the HGCA and a reduction of HIRES RVs published by Tal-Or et al. (2019b) to estimate a true dynamical mass for HD 154345 b of  $m_b = 1.19^{+0.14}_{-0.11} M_J$ , as well as an orbital period of  $P_b = 9.15 \pm 0.11$  yr and an eccentricity of  $e_b = 0.157^{+0.030}_{-0.029}$ . Our mass estimate for HD 154345 b agrees well with that from Xiao et al. (2023), but the eccentricity of our orbit is more in line with that from Rosenthal et al. (2021). We conclude that this discrepancy is the result of the choice in reduction of HIRES

RVs between those from Tal-Or et al. (2019b) and those from Rosenthal et al. (2021). Our choice to use the HIRES RVs published in Rosenthal et al. (2021) comes from their recommendation in Section 3.1 of their work. The astrometric signal detected for HD 154345 is consistent with the idea that the observed RV signal about this star is driven by a physical companion, and works to not only confirm the planetary nature of HD 154345 b, but also to refine its orbit. A select set of orbital parameters describing the HD 154345 system is provided in the corner plot in Figure A7.

## 6. DISCUSSION

We have achieved precise constraints on the individual masses within HD 68017 AB, 61 Cygni AB, HD 24496 AB, and HD 4614 AB, providing valuable benchmarks for stellar evolutionary models and calibration points across a wide range of stellar parameters. Since stellar mass is a fundamental parameter that underpins our understanding of stellar evolution, atmospheric composition, and even the characterization of orbiting exoplanets, the precision of these dynamical masses, particularly at the 1% level, ensures that these stars will serve as critical reference points in future mass-calibration schemes, further constraining the physical properties of stars and their companions. For most main sequence stars, mass and luminosity are closely correlated (e.g., Kuiper 1938). Our refined dynamical mass estimates offer a direct comparison with photometric masses from recent works, such as Mann et al. (2019) and Giovinnazzi & Blake (2022). Mann et al. (2019) (MK) use the 2MASS  $K_s$ -band, while Giovinnazzi & Blake (2022) (GORP) use the Gaia  $G_{RP}$ -band. Figure 11 illustrates this comparison, and in all cases, the photometric relationships are found to be in good agreement with the dynamical mass estimates.

The true masses and refined orbits of the three cold Jupiters discussed here, HD 217107 c, HD 190360 b, and HD 154345 b, provide new opportunities to evaluate their viability for direct imaging. To do so, we consider their orbital separations, estimated temperatures, and expected contrast ratios in thermal emission and reflected light. Figure 12 shows their best-fit relative separation models from 2025-2035. Using our reported true dynamical masses and assuming ages of 5 Gyr for each planet, we estimate their effective temperatures using the SpeX Prism Spectral Analysis Toolkit (SPLAT; Burgasser & Splat Development Team

**Table 6.** Posterior distributions for the four binary star systems

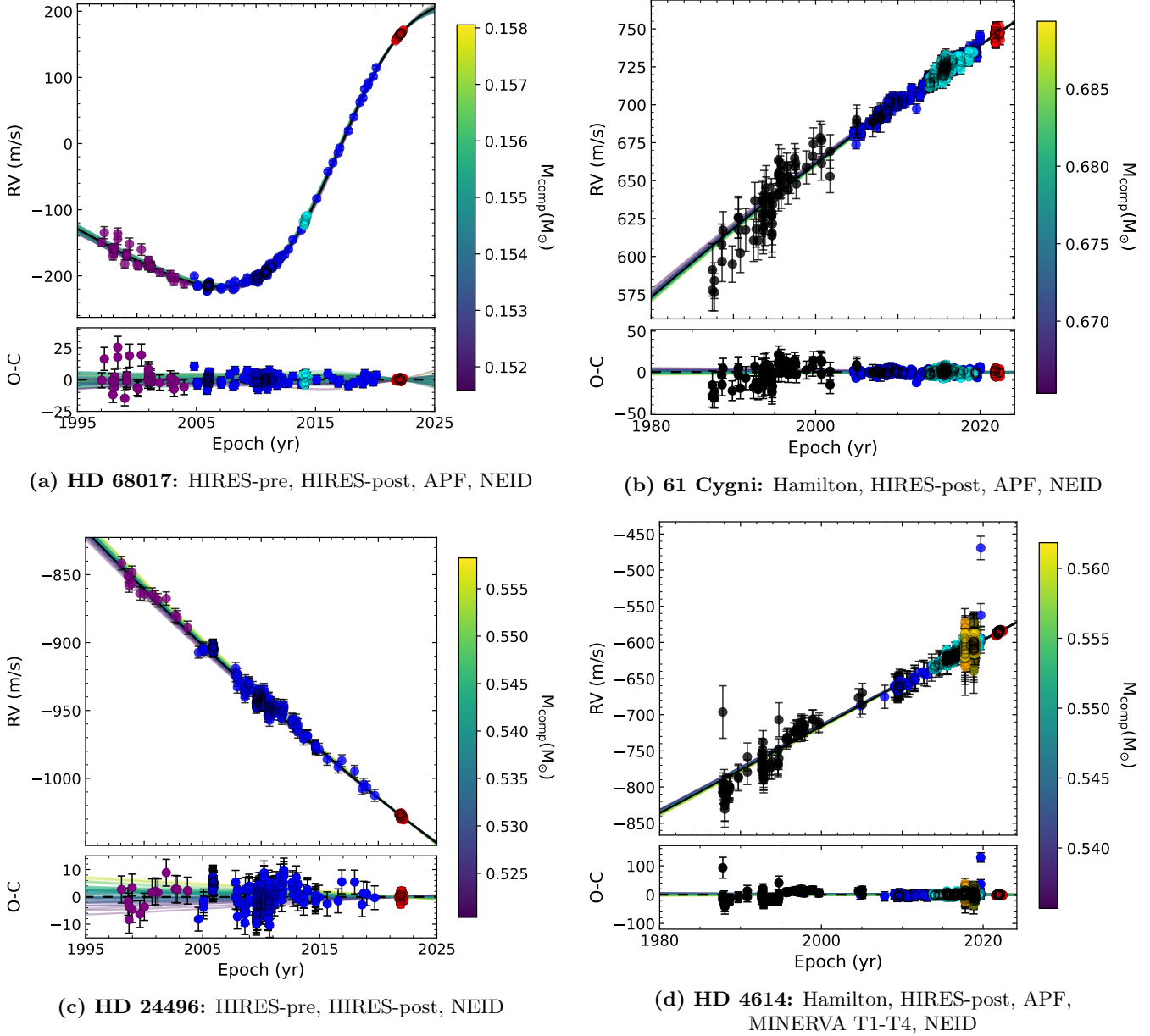
Parameter	HD 68017	61 Cygni	HD 24496	HD 4614
$M_{\text{pri}}$ [ $M_{\odot}$ ]	$0.861^{+0.027}_{-0.028}$	$0.6289^{+0.0094}_{-0.0092}$	$0.941 \pm 0.053$	$1.0258^{+0.0070}_{-0.0069}$
$M_{\text{sec}}$ [ $M_{\odot}$ ]	$0.1548 \pm 0.0014$	$0.6771^{+0.0052}_{-0.0051}$	$0.5389^{+0.0082}_{-0.0081}$	$0.5487 \pm 0.0056$
$a$ [au]	$17.31^{+0.67}_{-0.57}$	$86.76^{+0.16}_{-0.15}$	$80.2^{+4.6}_{-7.8}$	$70.55 \pm 0.15$
$\sqrt{e} \cos \omega$	$-0.022^{+0.035}_{-0.036}$	$-0.5794 \pm 0.0018$	$0.23^{+0.18}_{-0.17}$	$0.0203 \pm 0.0030$
$\sqrt{e} \sin \omega$	$-0.589 \pm 0.014$	$0.3265 \pm 0.0087$	$-0.220^{+0.044}_{-0.038}$	$0.70267^{+0.00058}_{-0.00059}$
$i$ [ $^{\circ}$ ]	$169.46 \pm 0.14$	$52.99 \pm 0.12$	$117.11^{+2.20}_{-0.91}$	$34.938 \pm 0.078$
$\Omega$ [ $^{\circ}$ ]	$97.06 \pm 0.35$	$355.73 \pm 0.30$	$38.7^{+1.2}_{-2.4}$	$98.31 \pm 0.15$
$\lambda$ [ $^{\circ}$ ]	$233.02^{+0.65}_{-0.64}$	$313.66 \pm 0.33$	$138.1^{+3.4}_{-8.5}$	$180.232 \pm 0.073$
$\pi$ [mas]	$46.342 \pm 0.055$	$286.006 \pm 0.0290$	$48.848^{+0.020}_{-0.021}$	$168.81^{+0.16}_{-0.17}$
$d$ [pc]	$21.579 \pm 0.011$	$3.496 \pm 0.0004$	$20.472 \pm 0.004$	$5.92 \pm 0.01$
$P$ [yr]	$71.5^{+5.0}_{-4.1}$	$707.1^{+4.5}_{-4.4}$	$589^{+57}_{-84}$	$472.2 \pm 1.1$
$\omega$ [ $^{\circ}$ ]	$267.8 \pm 3.4$	$150.61^{+0.68}_{-0.67}$	$318^{+13}_{-32}$	$88.34 \pm 0.25$
$e$	$0.348^{+0.019}_{-0.016}$	$0.4424^{+0.0056}_{-0.0057}$	$0.099^{+0.13}_{-0.054}$	$0.49416 \pm 0.00070$
$a$ [mas]	$802^{+31}_{-26}$	$24814^{+45}_{-43}$	$3919^{+224}_{-383}$	$11909^{+22}_{-21}$
$T_p$ [JD]	$2457722 \pm 99$	$2596496^{+1255}_{-1233}$	$2557107^{+8299}_{-10043}$	$2583650^{+421}_{-419}$
$q$	$0.1798^{+0.0061}_{-0.0055}$	$1.077 \pm 0.016$	$0.573^{+0.035}_{-0.031}$	$0.5350 \pm 0.0084$
$\sigma_{\text{NEID}}$ [m s $^{-1}$ ]	$0.78^{+0.15}_{-0.12}$	$3.54^{+0.44}_{-0.37}$	$1.19^{+0.19}_{-0.15}$	$1.142^{+0.073}_{-0.067}$
$\sigma_{\text{MINERVA}_{T1}}$ [m s $^{-1}$ ]	—	—	—	$8.11^{+0.68}_{-0.62}$
$\sigma_{\text{MINERVA}_{T2}}$ [m s $^{-1}$ ]	—	—	—	$12.3^{+1.2}_{-1.1}$
$\sigma_{\text{MINERVA}_{T3}}$ [m s $^{-1}$ ]	—	—	—	$5.5^{+1.1}_{-1.0}$
$\sigma_{\text{MINERVA}_{T4}}$ [m s $^{-1}$ ]	—	—	—	$5.68^{+0.46}_{-0.42}$
$\sigma_{\text{HIRES}_{\text{pre}}}$ [m s $^{-1}$ ]	$6.2^{+1.2}_{-1.0}$	—	$4.55^{+1.10}_{-0.83}$	—
$\sigma_{\text{HIRES}_{\text{post}}}$ [m s $^{-1}$ ]	$2.87^{+0.20}_{-0.19}$	$2.62^{+0.15}_{-0.14}$	$4.19^{+0.23}_{-0.22}$	$15.6^{+1.4}_{-1.2}$
$\sigma_{\text{APF}}$ [m s $^{-1}$ ]	$0.0045^{+0.3100}_{-0.0045}$	$2.05 \pm 0.23$	—	$1.82^{+0.22}_{-0.23}$
$\sigma_{\text{Hamilton}}$ [m s $^{-1}$ ]	—	$9.1^{+1.4}_{-1.3}$	—	$11.8^{+1.7}_{-1.5}$
$\text{RVZP}_{\text{NEID}}$ [m s $^{-1}$ ]	164.11	752.93	-1027.33	-585.44
$\text{RVZP}_{\text{MINERVA}_{T1}}$ [m s $^{-1}$ ]	—	—	—	-592.27
$\text{RVZP}_{\text{MINERVA}_{T2}}$ [m s $^{-1}$ ]	—	—	—	-596.94
$\text{RVZP}_{\text{MINERVA}_{T3}}$ [m s $^{-1}$ ]	—	—	—	-609.50
$\text{RVZP}_{\text{MINERVA}_{T4}}$ [m s $^{-1}$ ]	—	—	—	-604.57
$\text{RVZP}_{\text{HIRES}_{\text{pre}}}$ [m s $^{-1}$ ]	-180.26	—	-936.30	—
$\text{RVZP}_{\text{HIRES}_{\text{post}}}$ [m s $^{-1}$ ]	-181.03	712.32	-940.22	-644.31
$\text{RVZP}_{\text{APF}}$ [m s $^{-1}$ ]	-117.49	729.62	—	-615.50
$\text{RVZP}_{\text{Hamilton}}$ [m s $^{-1}$ ]	—	666.86	—	-715.63

NOTE—In the case of 61 Cygni, the primary and secondary masses refer to 61 Cygni B and 61 Cygni A, respectively. From top to bottom, the parameters are primary mass, secondary mass, semimajor axis,  $\sqrt{e} \cos \omega$  and  $\sqrt{e} \sin \omega$  fitting terms, inclination, longitude of the ascending node, mean longitude at a reference epoch of 2455197.5 JD, parallax, distance, orbital period, argument of periastron, eccentricity, on-sky projected separation, time of periastron passage, mass ratio ( $M_{\text{sec}}/M_{\text{pri}}$ ), followed by instrumental jitter terms and RV zero-point offsets (RVZP). The RVZP values are reported as maximum-likelihood estimate from our analyses. We refer to [Brandt et al. \(2021c\)](#) for further details on the selection of the fitted parameters used by `orvara`.

**Table 7.** Posterior distributions for the three planetary systems

Parameter	HD 217107 (b)	HD 217107 (c)	HD 190360 (b)	HD 190360 (c)	HD 154345 (b)
$M_{\text{pri}} [M_{\odot}]$	$1.045^{+0.018}_{-0.023}$	$1.045^{+0.018}_{-0.023}$	$0.991^{+0.039}_{-0.040}$	$0.991^{+0.039}_{-0.040}$	$0.890 \pm 0.040$
$M_{\text{sec}} [M_{\text{J}}]$	$1.446^{+0.180}_{-0.067}$	$4.37^{+0.13}_{-0.10}$	$1.68^{+0.26}_{-0.16}$	$0.080^{+0.049}_{-0.011}$	$1.186^{+0.095}_{-0.059}$
$a [\text{au}]$	$0.07359^{+0.00042}_{-0.00053}$	$5.922^{+0.035}_{-0.044}$	$3.963^{+0.051}_{-0.054}$	$0.1296^{+0.0017}_{-0.0018}$	$4.158^{+0.066}_{-0.067}$
$\sqrt{e} \sin \omega$	$0.1388 \pm 0.0042$	$-0.264 \pm 0.011$	$0.144 \pm 0.013$	$-0.241^{+0.058}_{-0.053}$	$-0.180^{+0.058}_{-0.046}$
$\sqrt{e} \cos \omega$	$0.3305^{+0.0023}_{-0.0025}$	$-0.5674^{+0.0078}_{-0.0074}$	$0.5456 \pm 0.0069$	$0.324^{+0.041}_{-0.046}$	$0.150^{+0.061}_{-0.078}$
$i [^{\circ}]$	$93^{+25}_{-26}$	$88^{+14}_{-12}$	$69^{+42}_{-17}$	$90^{+45}_{-44}$	$88 \pm 20$
$\Omega [^{\circ}]$	$180^{+122}_{-121}$	$178^{+22}_{-18}$	$107^{+57}_{-20}$	$180 \pm 122$	$68^{+26}_{-31}$
$\lambda [^{\circ}]$	$200.465^{+0.093}_{-0.094}$	$155.00^{+0.50}_{-0.49}$	$221.59^{+0.46}_{-0.44}$	$54.9 \pm 1.8$	$332.4 \pm 1.2$
$\pi [\text{mas}]$	$49.784586^{+0.000042}_{-0.000082}$	$49.784586^{+0.000042}_{-0.000082}$	$62.486533^{+0.000034}_{-0.000071}$	$62.486533^{+0.000034}_{-0.000071}$	$54.7358942^{+0.0000086}_{-0.0000170}$
$d [\text{pc}]$	$20.086543^{+0.000012}_{-0.000010}$	$20.086543^{+0.000012}_{-0.000010}$	$16.003451^{+0.000007}_{-0.000005}$	$16.003451^{+0.000007}_{-0.000005}$	$18.2695479^{+0.0000021}_{-0.0000016}$
$P [\text{yr}]$	$0.019512708 \pm 0.000000013$	$14.069 \pm 0.031$	$7.917^{+0.011}_{-0.010}$	$0.0468647 \pm 0.00000014$	$8.981^{+0.079}_{-0.076}$
$\omega [^{\circ}]$	$22.78^{+0.71}_{-0.70}$	$205.0 \pm 1.1$	$14.8 \pm 1.4$	$323.4^{+9.2}_{-9.1}$	$309^{+18}_{-21}$
$e$	$0.1284^{+0.0015}_{-0.0014}$	$0.3918^{+0.0064}_{-0.0067}$	$0.3184^{+0.0065}_{-0.0063}$	$0.165^{+0.023}_{-0.024}$	$0.058 \pm 0.019$
$a [\text{mas}]$	$3.663^{+0.021}_{-0.027}$	$294.8^{+1.7}_{-2.2}$	$247.6^{+3.2}_{-3.4}$	$8.10^{+0.10}_{-0.11}$	$227.6^{+3.6}_{-3.7}$
$T_{\text{p}} [\text{JD}]$	$2455201.109 \pm 0.014$	$2455911 \pm 15$	$2456428^{+10}_{-10}$	$2455210.27 \pm 0.42$	$2458230^{+147}_{-263}$
$q$	$0.001322^{+0.000170}_{-0.000061}$	$0.003991^{+0.000130}_{-0.000078}$	$0.00162^{+0.00024}_{-0.00016}$	$0.000077^{+0.000048}_{-0.000010}$	$0.001268^{+0.000100}_{-0.000050}$
$\sigma_{\text{NEID}} [\text{m s}^{-1}]$	$2.74^{+0.31}_{-0.28}$	$2.74^{+0.31}_{-0.28}$	$2.21^{+0.35}_{-0.28}$	$2.21^{+0.35}_{-0.28}$	$2.52^{+0.45}_{-0.35}$
$\sigma_{\text{MINERVA-T1}} [\text{m s}^{-1}]$	$12.0^{+2.1}_{-1.7}$	$12.0^{+2.1}_{-1.7}$	—	—	—
$\sigma_{\text{MINERVA-T2}} [\text{m s}^{-1}]$	$39.4^{+10}_{-7.3}$	$39.4^{+10}_{-7.3}$	—	—	—
$\sigma_{\text{MINERVA-T3}} [\text{m s}^{-1}]$	$20.8^{+7.4}_{-5.8}$	$20.8^{+7.4}_{-5.8}$	—	—	—
$\sigma_{\text{MINERVA-T4}} [\text{m s}^{-1}]$	$12.2^{+1.6}_{-1.4}$	$12.2^{+1.6}_{-1.4}$	—	—	—
$\sigma_{\text{HIRES}_{\text{pre}}} [\text{m s}^{-1}]$	$2.74^{+0.31}_{-0.28}$	$2.74^{+0.31}_{-0.28}$	$2.92^{+0.28}_{-0.26}$	$2.92^{+0.28}_{-0.26}$	$3.14^{+0.69}_{-0.57}$
$\sigma_{\text{HIRES}_{\text{post}}} [\text{m s}^{-1}]$	$4.16^{+0.34}_{-0.30}$	$4.16^{+0.34}_{-0.30}$	$2.80^{+0.16}_{-0.15}$	$2.80^{+0.16}_{-0.15}$	$3.01^{+0.18}_{-0.16}$
$\sigma_{\text{APF}} [\text{m s}^{-1}]$	$2.38^{+0.20}_{-0.18}$	$2.38^{+0.20}_{-0.18}$	$2.32 \pm 0.12$	$2.32 \pm 0.12$	—
$\sigma_{\text{Hamilton}} [\text{m s}^{-1}]$	$13.20^{+0.82}_{-0.75}$	$13.20^{+0.82}_{-0.75}$	$6.33^{+0.58}_{-0.52}$	$6.33^{+0.58}_{-0.52}$	—
$\sigma_{\text{CORALIE}} [\text{m s}^{-1}]$	$0.0084^{+0.5500}_{-0.0083}$	$0.0084^{+0.5500}_{-0.0083}$	—	—	—
$\sigma_{\text{Tull}} [\text{m s}^{-1}]$	$0.030^{+3.300}_{-0.030}$	$0.030^{+3.300}_{-0.030}$	—	—	—
$\sigma_{\text{ELODIE}} [\text{m s}^{-1}]$	—	—	$0.059^{+3.500}_{-0.059}$	$0.059^{+3.500}_{-0.059}$	$9.5^{+1.8}_{-1.6}$
$\sigma_{\text{AFOE}} [\text{m s}^{-1}]$	—	—	$6.0^{+4.7}_{-6.0}$	$6.0^{+4.7}_{-6.0}$	—
$\sigma_{\text{SOPHIE}} [\text{m s}^{-1}]$	—	—	—	—	$3.9^{+3.0}_{-3.9}$
$\text{RVZP}_{\text{NEID}} [\text{m s}^{-1}]$	-31.14	-31.14	18.06	18.06	-4.56
$\text{RVZP}_{\text{MINERVA-T1}} [\text{m s}^{-1}]$	16.57	16.57	—	—	—
$\text{RVZP}_{\text{MINERVA-T2}} [\text{m s}^{-1}]$	14.32	14.32	—	—	—
$\text{RVZP}_{\text{MINERVA-T3}} [\text{m s}^{-1}]$	2.27	2.27	—	—	—
$\text{RVZP}_{\text{MINERVA-T4}} [\text{m s}^{-1}]$	6.02	6.02	—	—	—
$\text{RVZP}_{\text{HIRES}_{\text{pre}}} [\text{m s}^{-1}]$	9.59	9.59	1.88	1.88	5.21
$\text{RVZP}_{\text{HIRES}_{\text{post}}} [\text{m s}^{-1}]$	5.55	5.55	2.42	2.42	4.95
$\text{RVZP}_{\text{APF}} [\text{m s}^{-1}]$	26.99	26.99	-1.07	-1.07	—
$\text{RVZP}_{\text{Hamilton}} [\text{m s}^{-1}]$	16.94	16.94	3.81	3.81	—
$\text{RVZP}_{\text{CORALIE}} [\text{m s}^{-1}]$	417.04	417.04	—	—	—
$\text{RVZP}_{\text{Tull}} [\text{m s}^{-1}]$	1.62	1.62	—	—	—
$\text{RVZP}_{\text{ELODIE}} [\text{m s}^{-1}]$	—	—	45347.58	45347.58	46950.74
$\text{RVZP}_{\text{AFOE}} [\text{m s}^{-1}]$	—	—	45349.94	45349.94	—
$\text{RVZP}_{\text{SOPHIE}} [\text{m s}^{-1}]$	—	—	—	—	46841.77

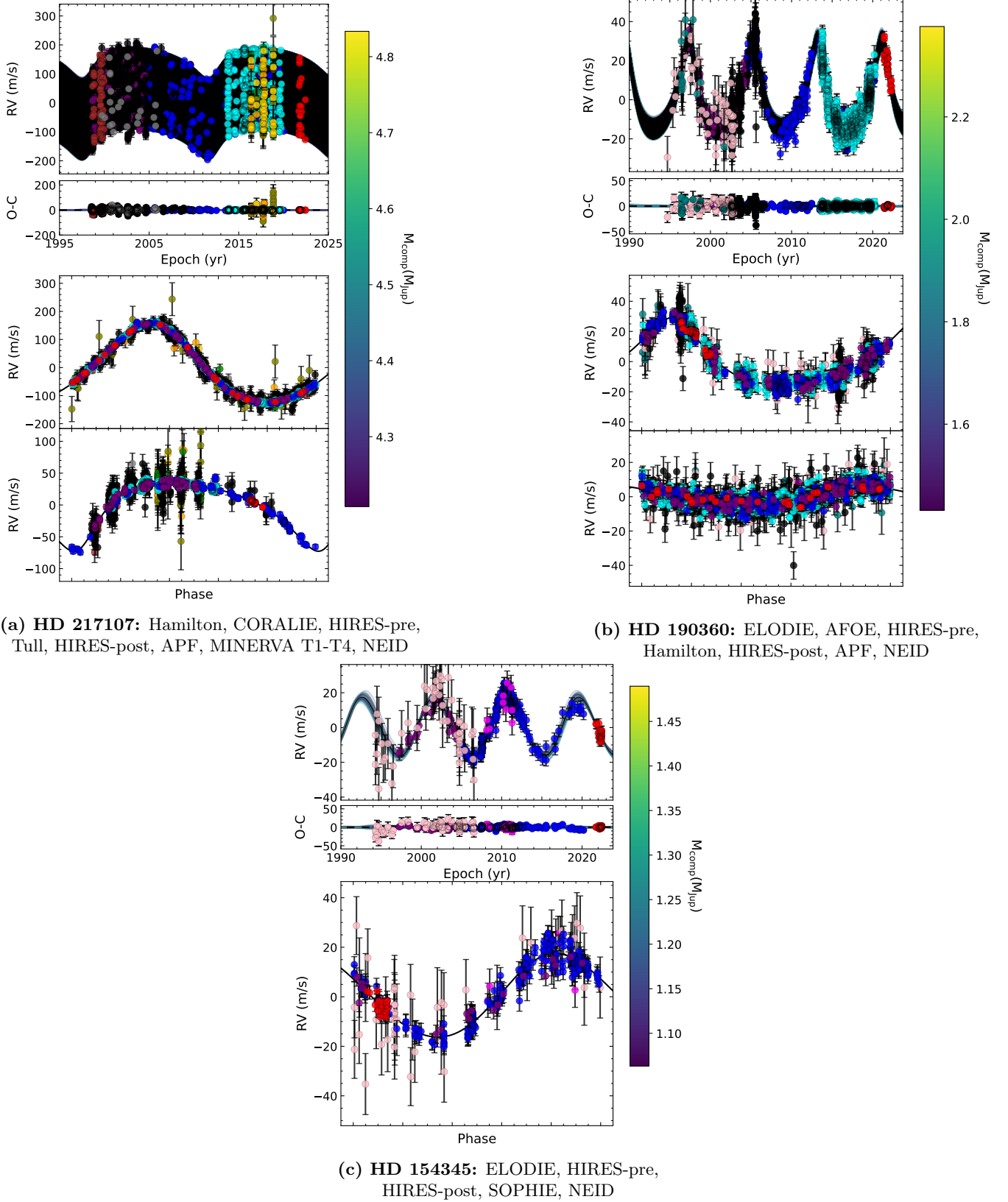
NOTE—All fitted and derived parameters here are the same as those described in Table 6.



**Figure 6.** Best-fit RV models for the four binary star systems presented in this analysis. The RVs shown here are those collected for the accelerating star in each system (top left: HD 68017 A; top right: 61 Cygni B; bottom left: HD 24496 A; bottom right: HD 4614 A). The error bars in each panel include instrumental RV jitter terms which have been independently fit for, and the colors of the data points corresponding to those provided in Figure 2. In each case, the best-fit model is then subtracted off and the subsequent residuals are consistent with random scatter about zero.

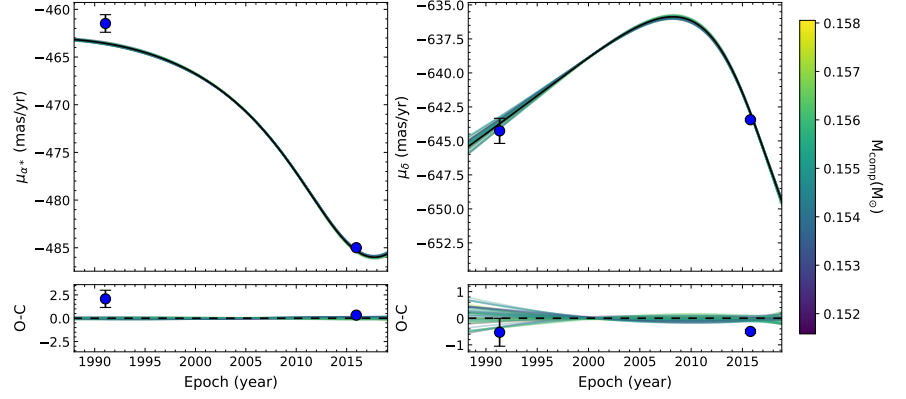
2017) and models published in Baraffe et al. (2003). For HD 217107 c, HD 190360 b, and HD 154345 b, we find  $T_{\text{eff}} = 197.87 \pm 3.06$  K,  $T_{\text{eff}} = 121.38 \pm 4.27$  K, and  $T_{\text{eff}} = 110.57 \pm 1.91$  K, respectively. The models from Baraffe et al. (2003) only go down to  $\approx 2 M_{\text{J}}$ , so for the two colder planets we extrapolate their temperatures using a linear fit to the model predictions at the lowest available masses. We then find that all three planets are widely separated from their stars and large enough to be viable targets for direct imaging with missions such as

JWST (Gardner et al. 2006) or the Nancy Grace Roman Space Telescope (Spergel et al. 2015). JWST’s Mid-Infrared Instrument (MIRI; Wright et al. 2023) observes at wavelengths between  $5 - 28.5 \mu\text{m}$ , making it well-suited for detecting planetary thermal emission. MIRI’s coronagraph, particularly its F1065C filter with a four-quadrant phase mask (Rouan et al. 2000), has an inner working angle of  $0.33''$  and has demonstrated contrast capabilities  $\gtrsim 10^{-5}$  (Boccaletti et al. 2022). Given this, HD 217107 c (which has a contrast of  $\approx 10^{-4}$  at this

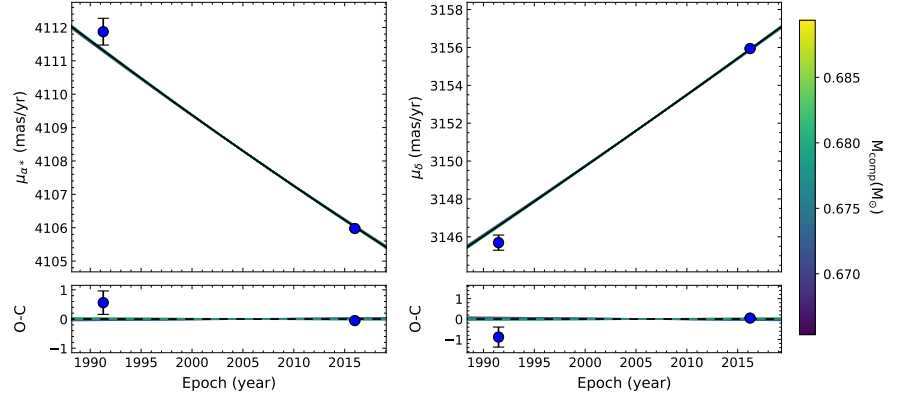


**Figure 7.** Best-fit RV models for the three planetary systems presented in this analysis (top left: HD 217107; top right: HD 190360; bottom middle: HD 154345). Each panel also includes phase-folded RV curves for planets. Both two-planet systems (HD 217107 and HD 190360) show planet b on top of planet c. The error bars in each panel include instrumental RV jitter terms which have been independently fit for, and the colors of the data points corresponding to those provided in Figure 2.

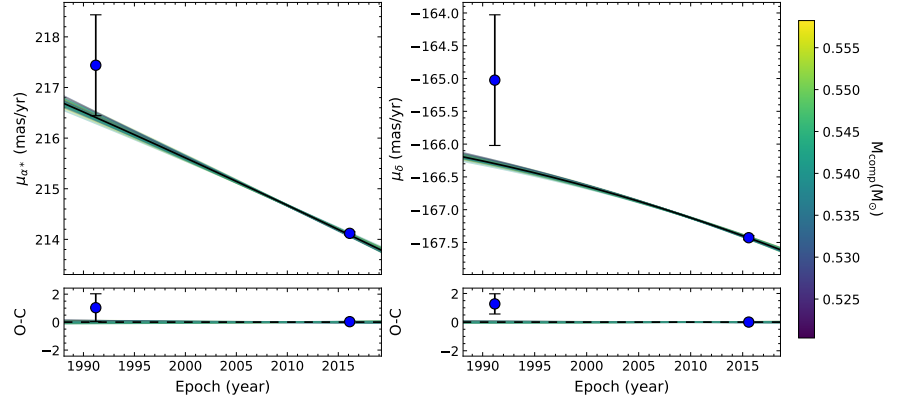
(a) HD 68017 A



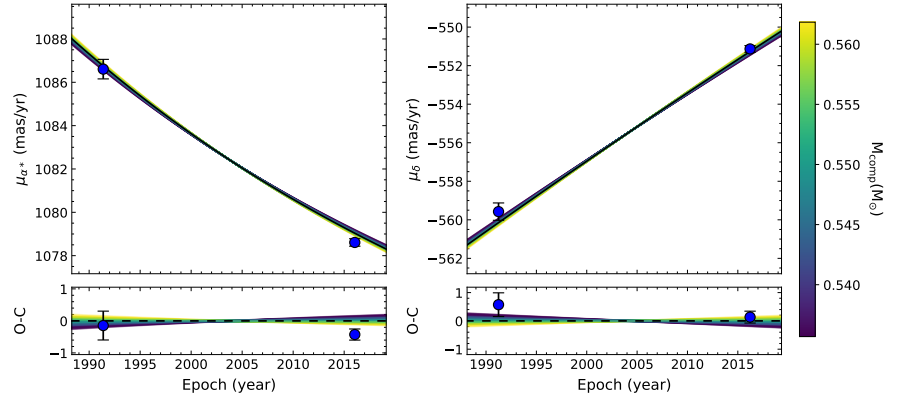
(b) 61 Cygni B



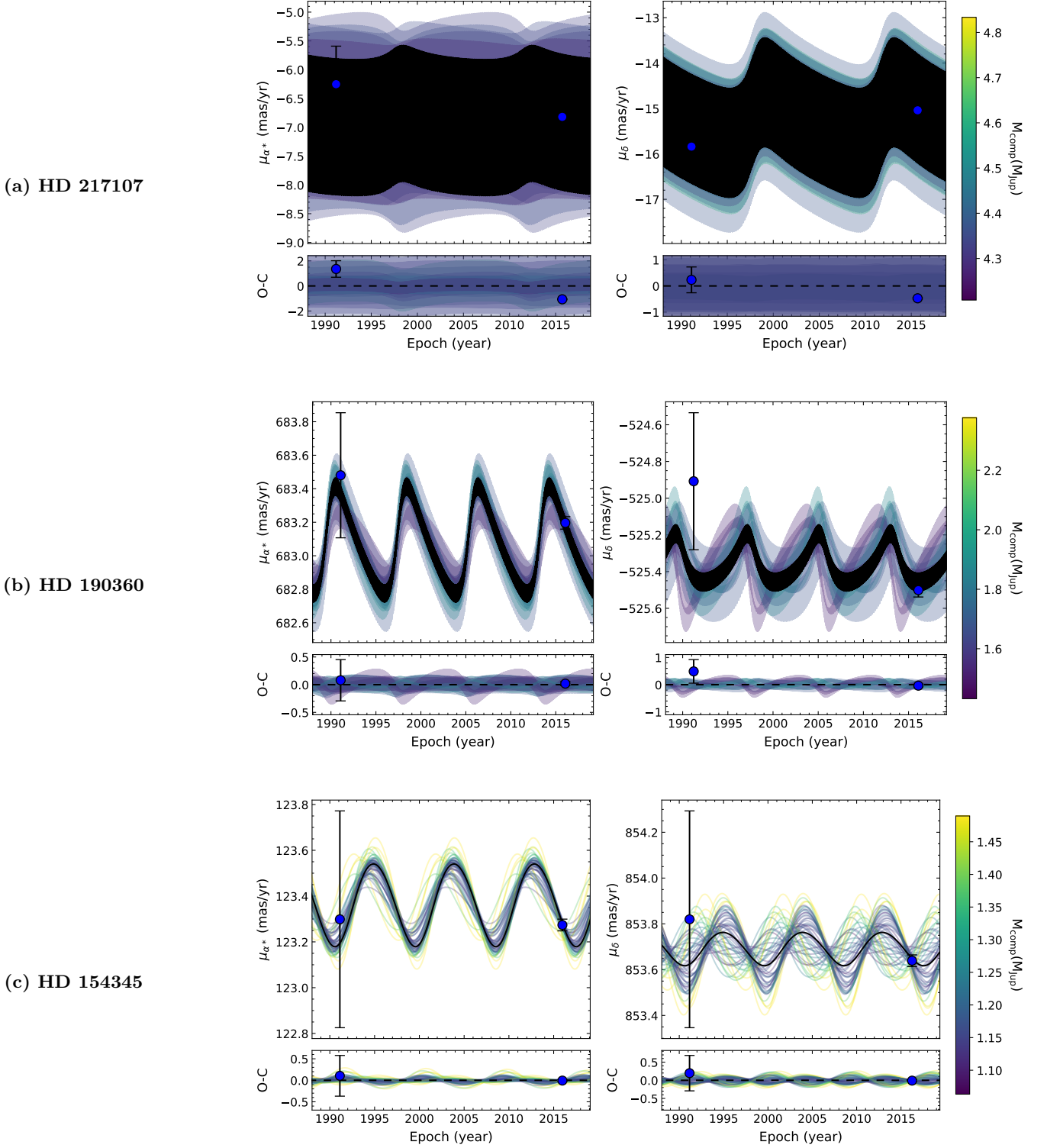
(c) HD 24496 A



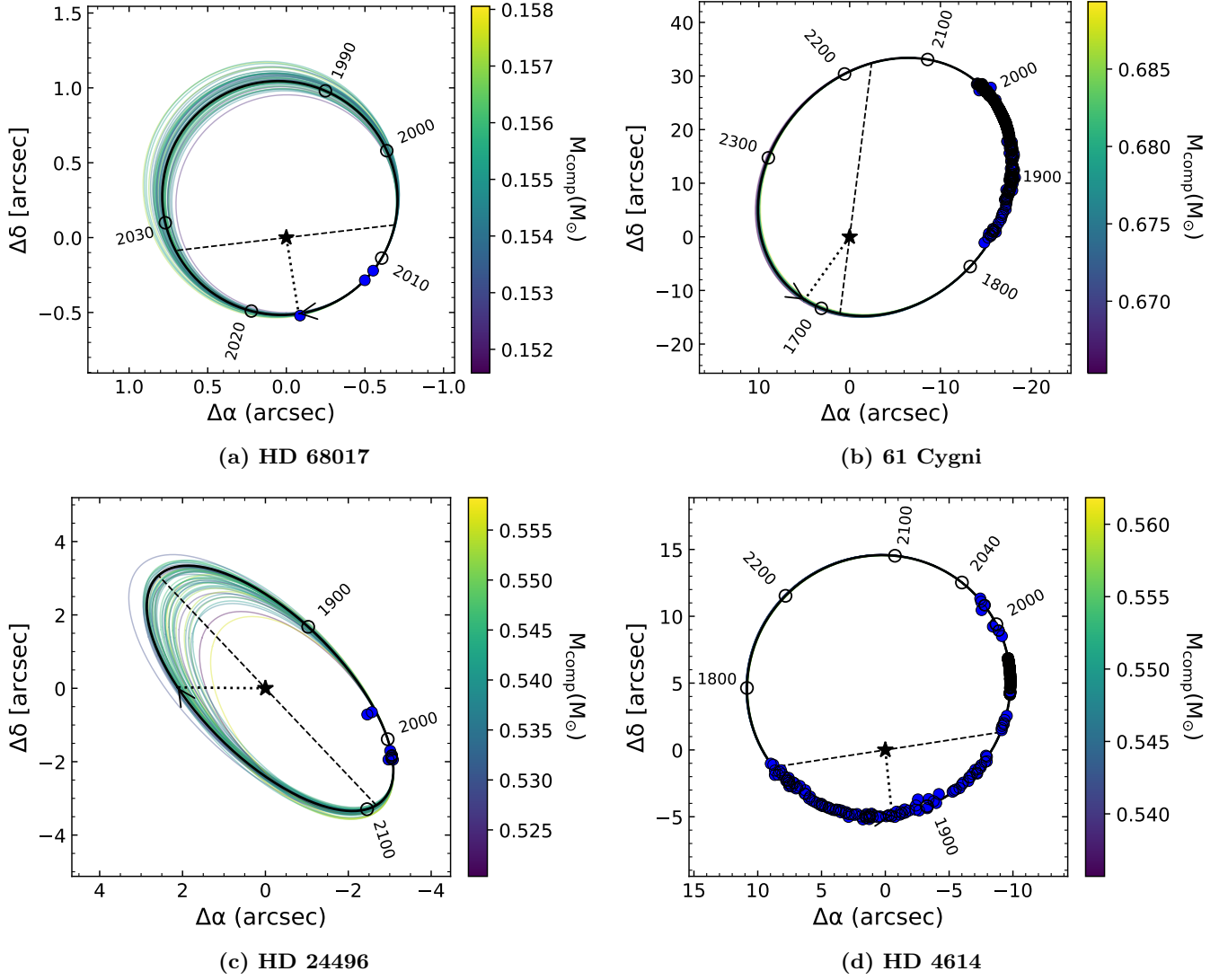
(d) HD 4614 A



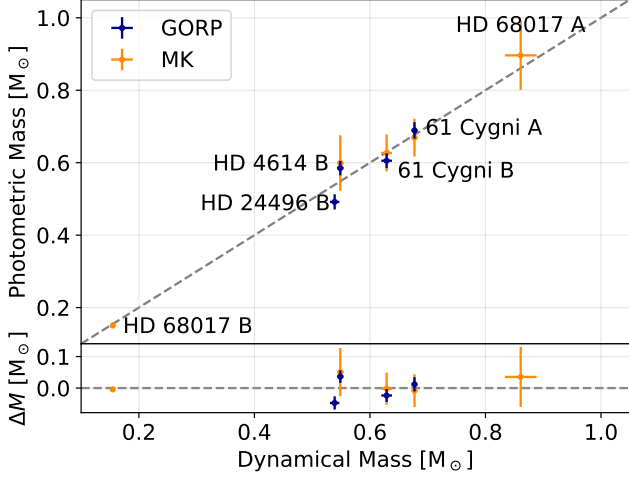
**Figure 8.** Observed proper motion values for the accelerating stars in our four binary systems: HD 68017 A, 61 Cygni B, HD 24496 A, and HD 4614 A. In each panel, the left plot shows the proper motion in right ascension as measured by Hipparcos (left point at  $t \approx 1991.25$ ) and Gaia (right point at  $t \approx 2016.0$ ), and the right plot shows the proper motion in declination for the same epochs. The best-fit models and colored trial orbits that correspond to companion mass are in broad agreement with the astrometric measurements for all systems. Though in the case of HD 68017, the offsets observed primarily in Hipparcos' proper motion in right ascension and Gaia's proper motion in declination are likely due to the mission's inability to resolve the stellar pair.



**Figure 9.** Observed proper motion values for the accelerating stars in our three planetary systems: HD 217107, HD 190360, and HD 154345. Each panel shows the proper motion values as measured by Hipparcos and Gaia, as well as colored trial orbits that correspond to companion mass, in the same way as Figure 8.



**Figure 10.** Projected relative orbits for the four binary star systems considered here (top left: HD 68017 B around HD 68017 A; top right: 61 Cygni A around 61 Cygni B; bottom left: HD 24496 B around HD 24496 A; bottom right: HD 4614 B around HD 4614 A). The filled blue points represent the relative astrometric measurements included in our analysis, while the open circles are the predicted positions of the maximum likelihood orbital models at past and future specified epochs.



**Figure 11.** Comparison of our dynamical stellar mass estimates with recent photometric mass relationships. The HD 68017 AB pair is unresolved in both 2MASS and Gaia and therefore has no reported  $K_s$  or  $G_{RP}$  magnitudes. However, [Crepp et al. \(2012\)](#) used NIRC2 to resolve the two stars in its  $K'$  filter, which is nearly identical to that of 2MASS  $K_s$  (e.g., [Stolte et al. 2010](#); [Giovinazzi et al. 2024](#)), allowing us to deconvolve the system’s composite  $K_s$  magnitude to estimate photometric masses for HD 68017 A and HD 68017 B using the MK method. Similarly, Gaia (but not 2MASS) resolves the HD 24496 AB pair, and so the GORP method is shown for HD 24496 B. HD 24496 A is not provided because a mass prior is used, while HD 4614 A is not shown because it is too massive for either of these two relations.

wavelength) is detectable using MIRI’s coronagraph, but HD 190360 b and HD 154345 b (which have corresponding contrasts  $\approx 10^{-6}$ ) are too faint and orbit too closely. Roman’s Coronagraph Instrument (CGI; [Bailey et al. 2023](#)) operates in the optical regime ( $\sim 525 - 840$  nm) and has an inner working angle of  $0.15''$ . Since planets this cold are thermally invisible at these wavelengths, their detectability relies on reflected light. Assuming Jupiter-radii, an albedo similar to Jupiter (0.5), and an average orbital distance of 4 au, each planet is expected to have a contrast ratio  $> 10^{-9}$  in reflected light, making them promising targets for the CGI under optimal circumstances. As shown in Figure 12, all three planets are expected to maintain angular separations of  $\rho > 0.15''$  for several years within the next decade. Adding relative astrometry to these three planets will significantly enhance their dynamical mass measurements and directly enable temperature estimations, establishing a pathway for these planets to calibrate future evolutionary models.

## 7. LIMITS ON ADDITIONAL COMPANIONS

After fitting each system using *orvara*, we analyze the residuals of both relative astrometry and RVs. The

only systems with a long enough baseline of astrometric measurements to consider a periodic search are 61 Cygni and HD 4614, though we do not identify any significant signals in either case. To analyze each system’s RV residuals and search for periodic signals, we use Lomb-scargle periodograms ([Lomb 1976](#); [Scargle 1982](#)) computed between periods from  $1 - 10^4$  days with a log normalization and fine sampling of 2000 points per peak. For each system, we assess the nature of any peaks that exceed a 0.1% false alarm probability, calculated via bootstrap resampling, and identify the period with the maximum power as the most significant signal (see Figure 13). In cases where this signal corresponds to a known stellar activity cycle, we examine  $H\alpha$  and Ca II H & K activity indicators from our NEID spectra to confirm this. For stars where the dominant residual signal has no known origin, we also check Mount Wilson chromospheric activity surveys ([Wilson 1978](#); [Baliunas et al. 1995](#)), as well as our NEID activity indicators, for possible correlations.

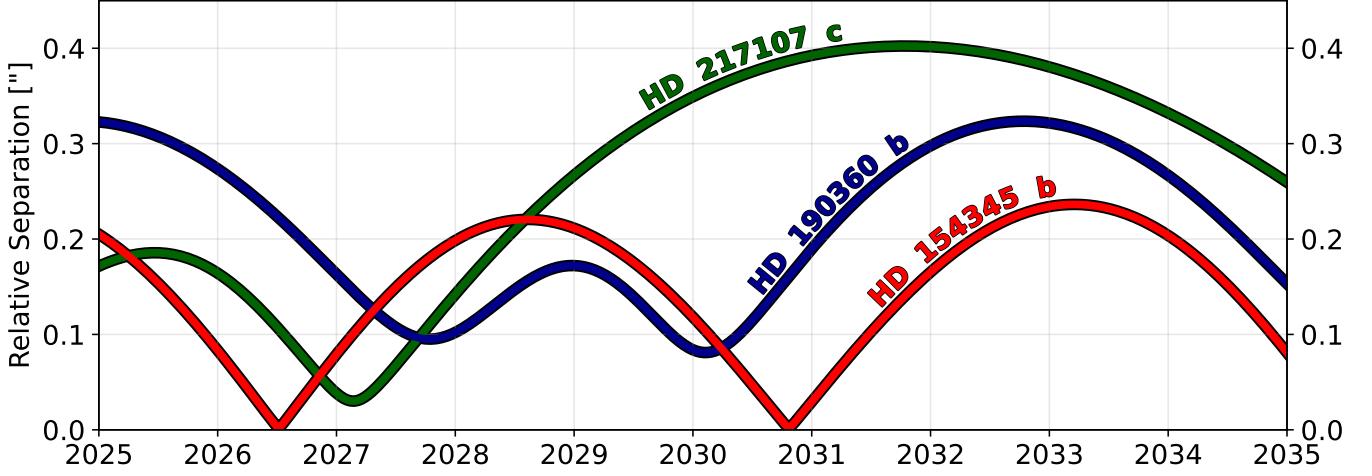
### 7.1. 61 Cygni B

For 61 Cygni B, [Vaughan et al. \(1981\)](#) noted a rotational modulation in Ca II H & K emission of  $48.0 \pm 0.7$  d that was later corroborated by [Rosenthal et al. \(2021\)](#), which reported a  $49.038^{+0.036}_{-0.032}$  d rotation period. A peak at this period is strongly evident in the RV residuals from panel two of Figure 13. Figure 14 shows the phase-folded RVs at that strongest peak in our periodogram, which is 49.043 d. This signal is also evident in the NEID  $H\alpha$  and Ca II H & K indicators.

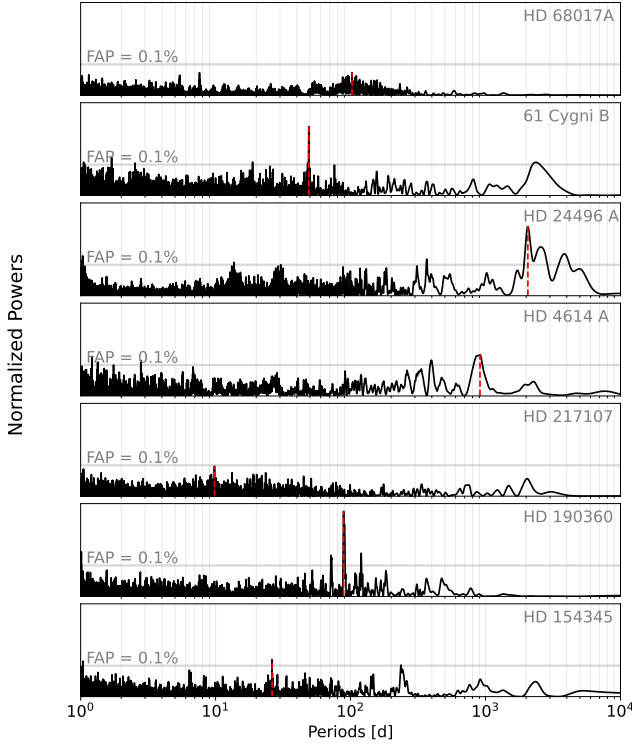
### 7.2. 61 Cygni A

61 Cygni A is a guaranteed time observations target in the NETS program that was identified to be accelerating between the epochs of Hipparcos and Gaia by [Brandt \(2018, 2021\)](#), though its acceleration solution was corrupted. However, using the result described in Section 3.2, we subtract off the system’s maximum-likelihood orbit from the RVs available for 61 Cygni A to search for residual signals. In total, we use 933 RVs; 690 from [Rosenthal et al. \(2021\)](#), and the remaining are published here for the first time, 158 from MINERVA and 85 from NEID. Figure 15 shows the RVs for 61 Cygni A and their corresponding residuals after subtracting the best-fit model from 61 Cygni B. RV zero-points and jitter terms are adopted from those determined from the 61 Cygni B analysis.

We search the 61 Cygni A RV residuals after the physical effects from 61 Cygni B had been subtracted off for hierarchical companions with our periodogram (Figure 16). The most significant period we find is at  $\approx 6.2$  yr,

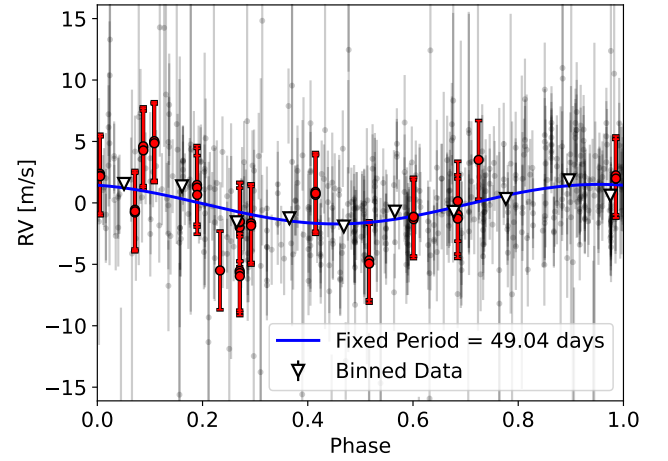


**Figure 12.** Best-fit relative separation models for the three giant outer planets presented in this analysis.



**Figure 13.** Panel of periodograms of RV residuals for all accelerating stars from this analysis. Dashed, vertical red lines are denoted for every system’s highest-signal periodicity, and false alarm probabilities at a level of 0.1% are given for each case. The period range searched spans from 1 d to 27.4 yr.

which we identify to be near to known variability in chromospheric activity and X-ray luminosity (e.g., Balunas et al. 1995; Hempelmann et al. 2006; Boro Saikia et al. 2016). Boro Saikia et al. (2016) also used chromospheric activity indicators, as well as Zeeman-Doppler imaging, to identify a rotation period for 61 Cygni A of

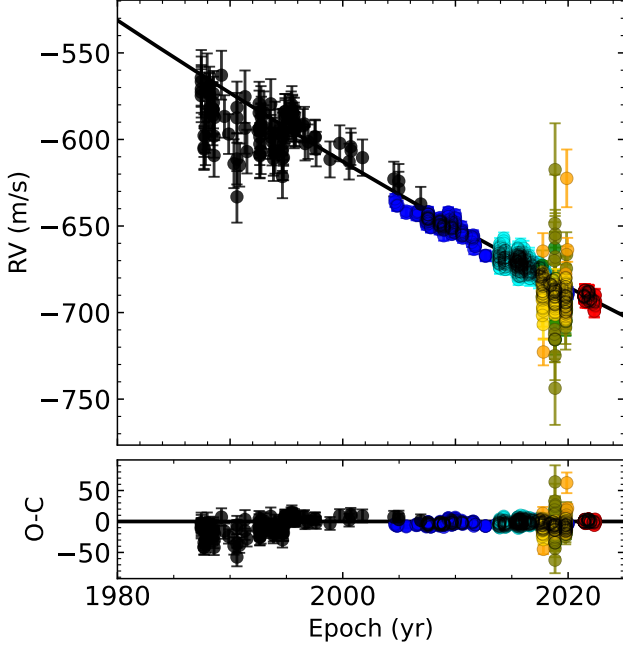


**Figure 14.** Phase-folded RV curve for 61 Cygni B. The best-fit period from our periodogram is fit for and shown in blue. NEID RVs, which are our analysis’ most precise, are highlighted in red, while the remaining data are shown in light black. We bin all data by phase in increments of 0.1, and show those as white triangles.

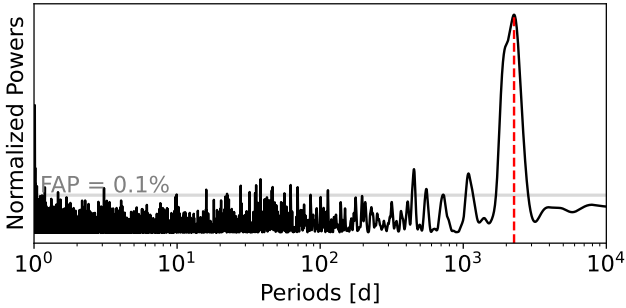
$\approx 35$  d which is also observed to eclipse the 0.1% false alarm probability threshold in our periodogram. The H $\alpha$  and Ca II H & K activity indicators from our NEID spectra corroborate this rotation signal, also identifying a periodicity near 35 d. We show the agreement between the strongest peak in our periodogram with RVs phase-folded at that 6.2 yr period in Figure 17.

### 7.3. Activity Cycle of HD 24496

We find strong evidence for a periodic signal ( $P = 5.64$  yr,  $K = 2.5$  m s $^{-1}$ ) in the RV residuals of HD 24496, but Isaacson et al. (2024) observe that it is highly correlated to periodicity in  $S$ - and  $\log_{10} R'_{HK}$ -values, and therefore believed to be associated with an activ-



**Figure 15.** Same as Figure 6 but for 61 Cygni A. Here, we only show the best-fit model, given as a black line. The colored points correspond to RV instruments Hamilton, HIRES-post, APF, MINERVA T1-T4, and NEID, as shown in Figure 2

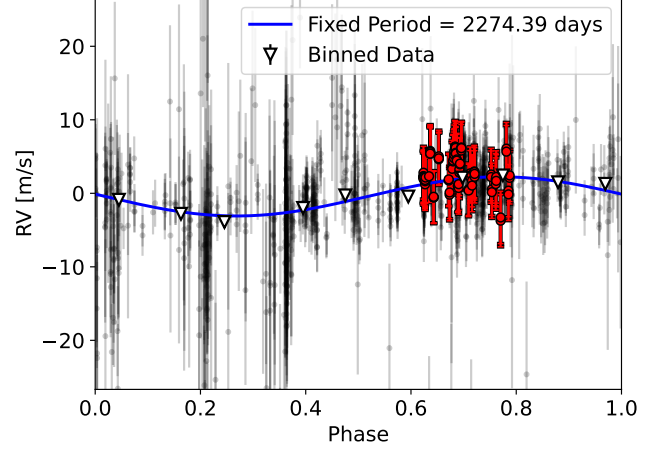


**Figure 16.** Same as Figure 13 but for 61 Cygni A

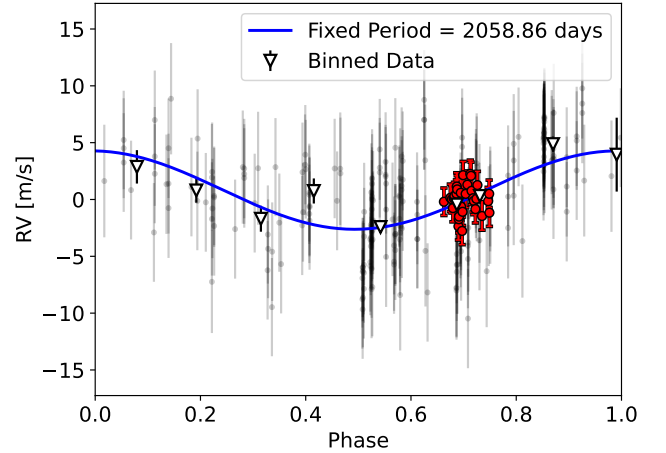
ity cycle. Figure 18 shows the phase-folded RV diagram for HD 24496 for all data used here. This signal is too short to be explored in our NEID data, and this star is not studied in the Mount Wilson surveys.

#### 7.4. 2.4 yr Periodicity Around HD 4614

Figure 13 shows significant periodicity at 2.4 yr (868 d) that is not correlated to any known activity cycles (Figure 19). If this signal were a bound companion, its signature in our RVs would imply a  $22 M_{\oplus}$  planet. As is the case in Section 7.3, the 868 d residual period observed here is too short to be explored in our NEID data, and is similarly not published in the Mount Wilson surveys.



**Figure 17.** Same as Figure 14 but for 61 Cygni A.

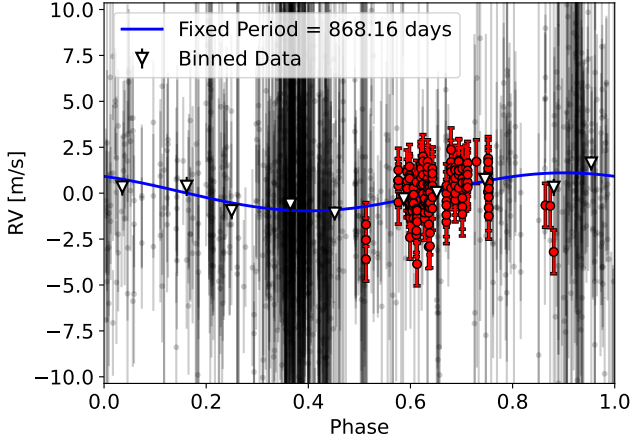


**Figure 18.** Same as Figure 14 but for HD 24496.

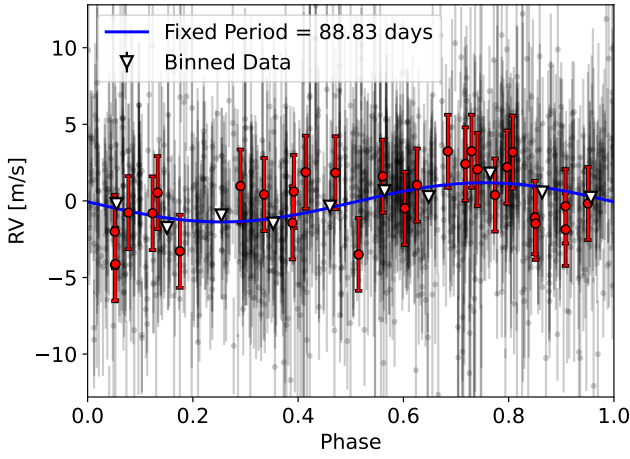
Future study will be needed to determine whether the origin of this signal is a long-term activity cycle or a physical companion.

#### 7.5. 90 d Periodicity in HD 190360

As observed in panel six of Figure 13, HD 190360 has a strong signature of periodicity at  $\sim 90$  d. A period in this range is not consistent with any known stellar cycles (Baliunas et al. 1995 studied HD 190360 and observed no significant periodicities in chromospheric activity indicators), and Hirsch et al. (2021) identified the period as a possible planet candidate. Rosenthal et al. (2021), however, later ruled the source of periodicity as a systematic instrumental artifact, given that it is near the  $1/4$  annual harmonic. We find that this  $\approx 90$  d period is also evident in the residuals of our NEID RVs (see Figure 20), but not in any of our NEID activity indicators, and so in an effort to determine the physical nature of this residual signal, we fit a three-planet model



**Figure 19.** Same as Figure 14 but for HD 4614.



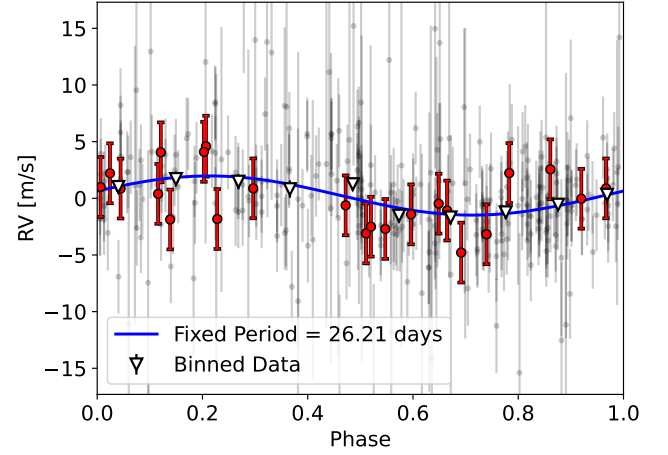
**Figure 20.** Same as Figure 14 but for HD 190360.

to all available data. In this case, not only are the star’s two known planets recovered, but we find good agreement with a Keplerian signal consistent with a  $\approx 10 M_{\oplus}$  planet at  $P = 88.818 \pm 0.069$  d. Assuming the nature of this signal is indeed planetary, HD 190360 d would become one of the longest-period super-Earths

( $m < 20 M_{\oplus}$ ) around a solar-mass ( $0.9 < M [M_{\odot}] < 1.1$ ) star. The true nature of this signal remains uncertain, but continued high-cadence RV monitoring and careful analysis of existing data across different instruments may provide clarity on its origin.

#### 7.6. HD 154345 Rotation Period

We explored the RV residuals of HD 154345 and find periodicity at 26.2 d. Simpson et al. (2010) found that HD 154345 has a rotation period of  $P_{\text{rot}} = 27.8 \pm 1.7$  d, which is consistent with the peak above the 0.1% false alarm probability in Figure 13. This cycle is also in broad agreement with periodicity observed in the H $\alpha$



**Figure 21.** Same as Figure 14 but for HD 154345.

and Ca II H & K NEID activity indicators. Beyond that signal, we also recover a residual period of 6.4 yr consistent with the longstanding magnetic cycle confirmed by Rosenthal et al. (2021). This activity cycle is statistically different from the period of HD 154345 b ( $P = 8.981^{+0.079}_{-0.076}$  yr) found here. Figure 21 shows the phase-folded RV residuals about the recovered rotation period.

## 8. CONCLUSION

We have demonstrated the power of combining long baselines of RVs with astrometric data to characterize nearby, accelerating star systems. This coalescence of datasets constrains a star system’s three-dimensional motion, allowing for reliable determinations of orbital parameters and model-independent mass estimations. Each of these stellar mass estimates represents a significant improvement from previous publications in the literature. In particular, three of our star’s individual relative mass precisions (HD 68017 B, 61 Cygni A, HD 4614 A) are  $< 1\%$  (HD 4614 B has  $\sigma_{M_B}/M_B = 1.02\%$ ), paving the way for enhanced parameter calibration schemes that rely on some assumption about the mass (e.g., Mann et al. 2015, 2019).

We have also published the most comprehensive analyses of three of the longest-baseline RV exoplanet systems in HD 217107, HD 190360, and HD 154345. In each case, we have placed stringent constraints on possible orbital orientations for the outer planets. We find that HD 217107 c ( $i = 88^{+14}_{-12}^\circ$ ) and HD 154345 b ( $i = 88 \pm 20^\circ$ ) are likely near edge-on planets, while HD 190360 b is notably inclined, with possible maximum-likelihood inclinations of  $60^\circ$  or  $120^\circ$ , depending on the direction of the orbit. This allows us to make direct estimates of each planet’s true dynamical mass, something not pre-

viously possible without the consideration of Hipparcos and Gaia astrometry.

Additionally, the NEID and MINERVA RVs that we publish here contribute to an ever-growing compilation of publicly available Doppler spectroscopy measurements for nearby stars that make future efforts aimed at surveying these star systems more feasible. Our NEID data in particular extend the RV baseline of our systems to, in some cases, more than 35 years. RV baselines this long push the bounds on what is possible regarding the search for ultra long-period planets. These NEID data are also among the most precise data ever released for exoplanet systems like these, enabling a robust exploration for shorter-period, low-amplitude Keplerian signals that may be physical. We find no direct evidence of hierarchical companions in HD 68017, 61 Cygni, HD 24496, HD 217107, or HD 154345. However, our fits for HD 4614 and HD 190360 reveal periodic residual RV signals, neither of which can be definitively attributed to stellar activity or a physical companion. The data presented here will be crucial for future searches for low-amplitude companions in these accelerating star systems.

We highlight that NETS has several other interesting star systems known to have relatively significant  $\chi^2_{\text{HG}}$  values that will be the subject of similar analyses in the future. These include a triple star system with  $\chi^2_{\text{HG}} > 11.8$  (16 Cygni), as well as HD 26965, a hierarchical multiple-star system previously thought to host a planet which was in fact stellar activity (Burrows et al. 2024). NETS also includes a sample of mildly-accelerating stars with  $\chi^2_{\text{HG}} < 11.8$ , and low-signal detections of astrometric accelerations like these have been shown to be useful in constraining the physical properties of extrasolar systems, and in some cases even breaking the  $m \sin i$  degeneracy in RV-only exoplanet systems (Li et al. 2021). Future studies of these low-accelerators may reveal the true dynamical masses of undiscovered companions that would otherwise remain hidden without the combination of RVs and astrometry.

The Gaia mission has already discovered new substellar objects via astrometric monitoring (e.g., Stefánsson et al. 2025), and is expected to publish its fourth data release (DR4) by the end of 2026. An anticipated data product from Gaia DR4 is a catalog of epoch astrometry, which will provide multiple positional and projected motion measurements for all targets across 66 months of observations. This will not only enhance the mass precisions of known companions to accelerating stars but will also enable the detection of new objects that are likely drivers of the measured astrometric accelerations. These discoveries will explore previously inaccessible re-

gions of substellar parameter space, offering unparalleled opportunities for direct imaging with current and next-generation space-based telescopes to infer effective temperatures and bulk compositions. These new objects will also contribute to the completeness of multiple-systems in the solar neighborhood.

## ACKNOWLEDGEMENTS

The authors would like to thank the anonymous referee for the exceptional care and effort dedicated to reviewing this manuscript. Their thoughtful feedback has greatly improved both its clarity and overall quality.

NEID data presented herein were obtained at the WIYN Observatory from telescope time allocated to NN-EXPLORE through the scientific partnership of the National Aeronautics and Space Administration, the National Science Foundation, and the National Optical Astronomy Observatory. Based in part on observations at Kitt Peak National Observatory, NSF’s NOIRLab (Prop. ID 2021A-2015, 2021B-2015, 2022A-2015, PI: S. Mahadevan; 2021B-0225, 2022A-923895, PI: A. Lin), managed by the Association of Universities for Research in Astronomy (AURA) under a cooperative agreement with the National Science Foundation. The authors are honored to be permitted to conduct astronomical research on Iolkam Duág (Kitt Peak), a mountain with particular significance to the Tohono Oódam. We thank the NEID Queue Observers and WIYN Observing Associates for their skillful execution of the NEID observations.

This research has made use of the SIMBAD database and the VizieR catalogue access tool, both operated at CDS, Strasbourg, France. Additionally, our work has made use of the NASA Exoplanet Archive (NASA Exoplanet Archive 2019), which is operated by the California Institute of Technology, under contract with the National Aeronautics and Space Administration under the Exoplanet Exploration Program. This work has made use of data from the European Space Agency (ESA) mission Gaia (<https://www.cosmos.esa.int/gaia>), processed by the Gaia Data Processing and Analysis Consortium (DPAC, <https://www.cosmos.esa.int/web/gaia/dpac/consortium>). Funding for the DPAC has been provided by national institutions, in particular the institutions participating in the Gaia Multilateral Agreement.

MINERVA is a collaboration among the Harvard-Smithsonian Center for Astrophysics, The Pennsylvania State University, the University of Montana, the University of Southern Queensland, University of Pennsylvania, George Mason University, and the University of New South Wales. It is made possible by gen-

erous contributions from its collaborating institutions and Mt. Cuba Astronomical Foundation, The David & Lucile Packard Foundation, National Aeronautics and Space Administration (EPSCOR grant NNX13AM97A, XRP 80NSSC22K0233), the Australian Research Council (LIEF grant LE140100050), and the National Science Foundation (grants 1516242, 1608203, and 2007811). MRG would like to thank C. M. Dedrick, M. Cornachione, J. A. Johnson, S. A. Johnson, N. McCrady, and D. H. Sliski for their contributions to MINERVA that helped to make this work possible.

This publication makes use of The Data & Analysis Center for Exoplanets (DACE), which is a facility based at the University of Geneva (CH) dedicated to extra-solar planets data visualisation, exchange and analysis. DACE is a platform of the Swiss National Centre of

Competence in Research (NCCR) PlanetS, federating the Swiss expertise in Exoplanet research. The DACE platform is available at <https://dace.unige.ch>.

The Center for Exoplanets and Habitable Worlds is supported by Penn State and its Eberly College of Science.

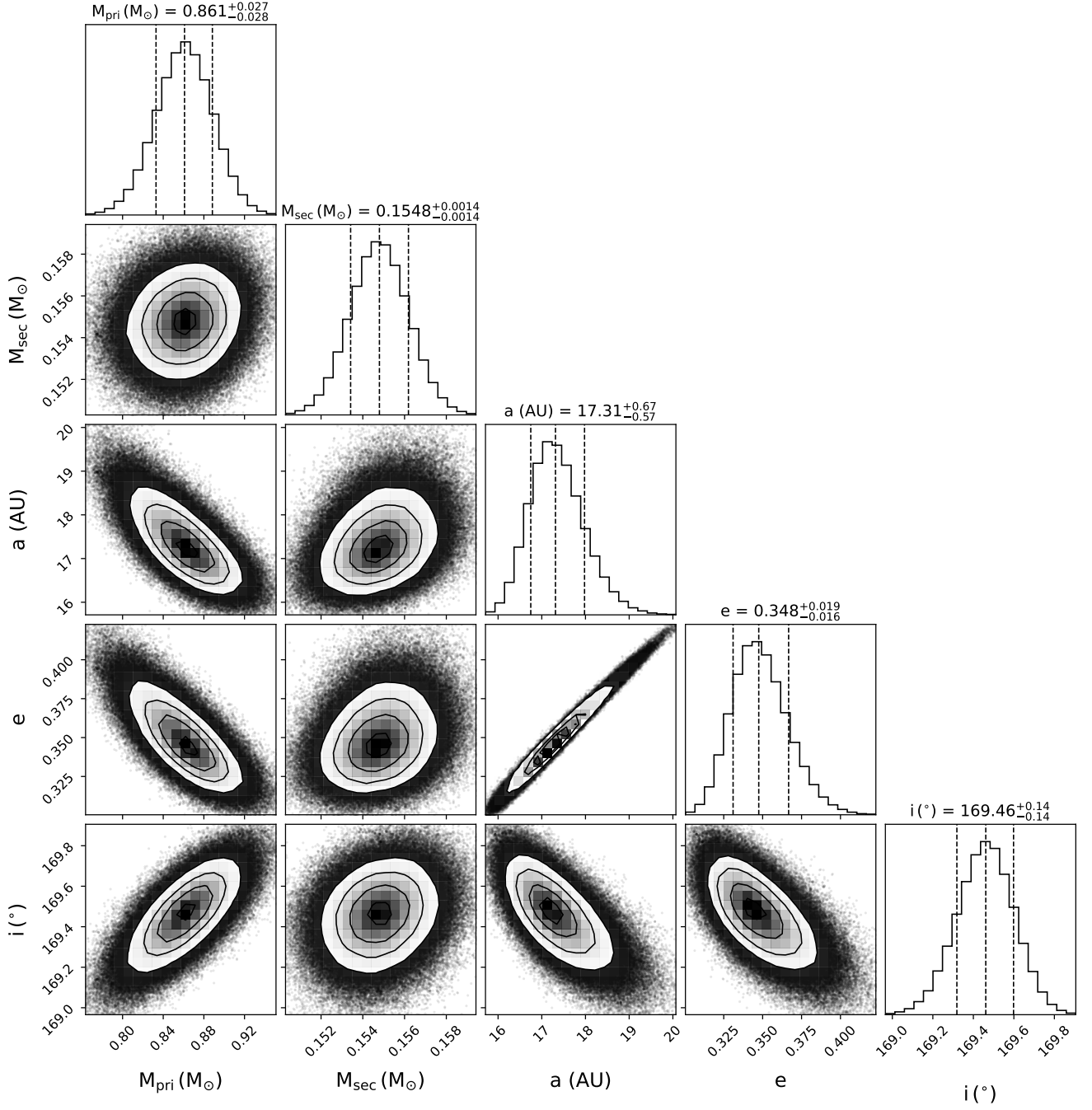
This work was performed for the Jet Propulsion Laboratory, California Institute of Technology, sponsored by the United States Government under the Prime Contract 80NM0018D0004 between Caltech and NASA.

This research has made use of the Washington Double Star Catalog maintained at the U.S. Naval Observatory. Additionally, this work is not possible without the great efforts provided by the many observers who have studied these star systems in the centuries leading up to this publication. We are also grateful to the many lands on which these observations were taken.

## APPENDIX

*Facilities:* Gaia, HIPPARCOS, WIYN (NEID), MINERVA

*Software:* `astropy` (Astropy Collaboration et al. 2013, 2018, 2022), `orvara` (Brandt et al. 2021c), NumPy (<https://numpy.org>), matplotlib (<https://matplotlib.org>)



**Figure A1.** Posterior solution set for the orbital parameters of the HD 68017 binary star system. From left to right in the corner plot, the physical properties are primary mass, secondary mass, semimajor axis, eccentricity, and inclination.

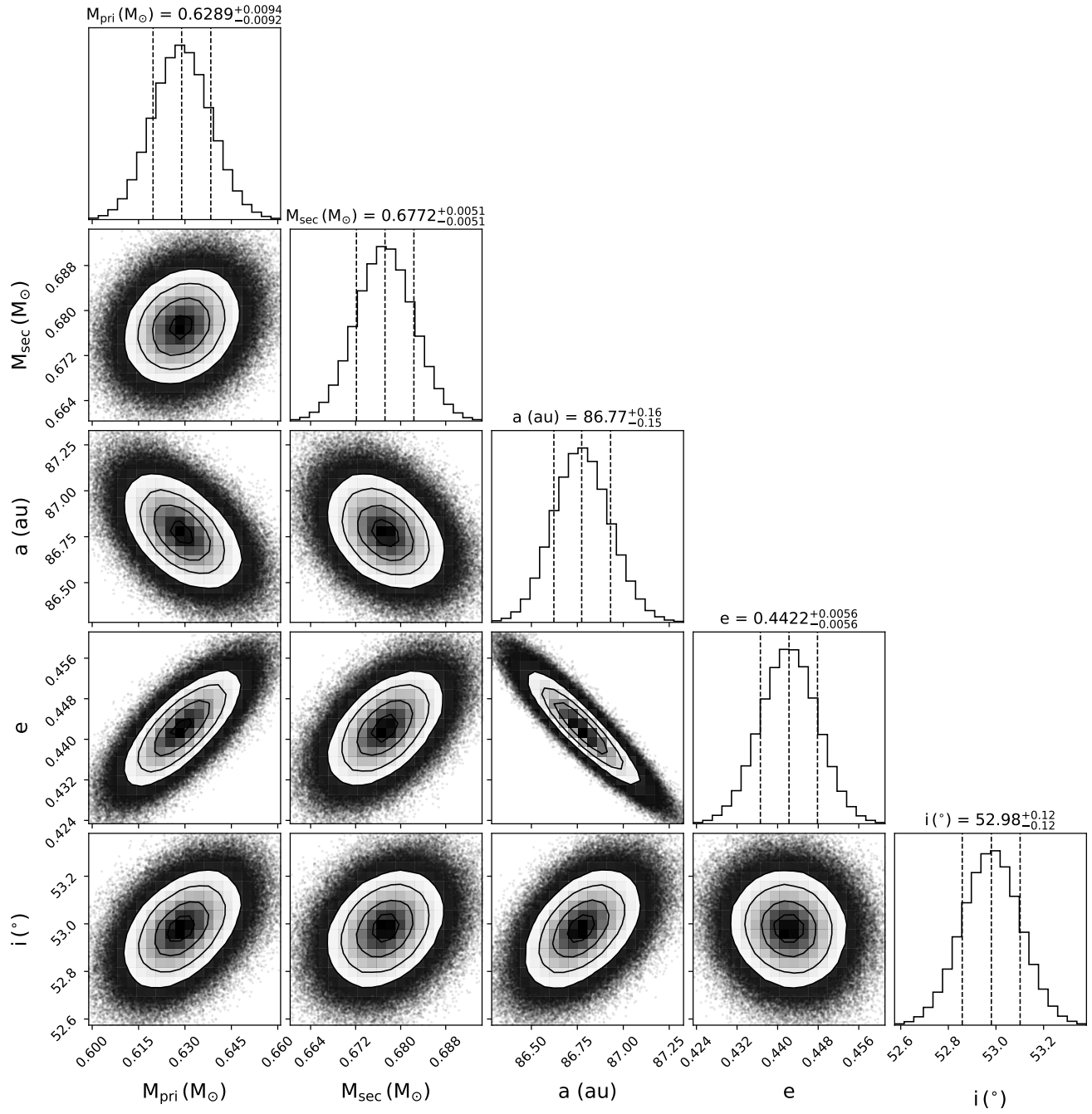
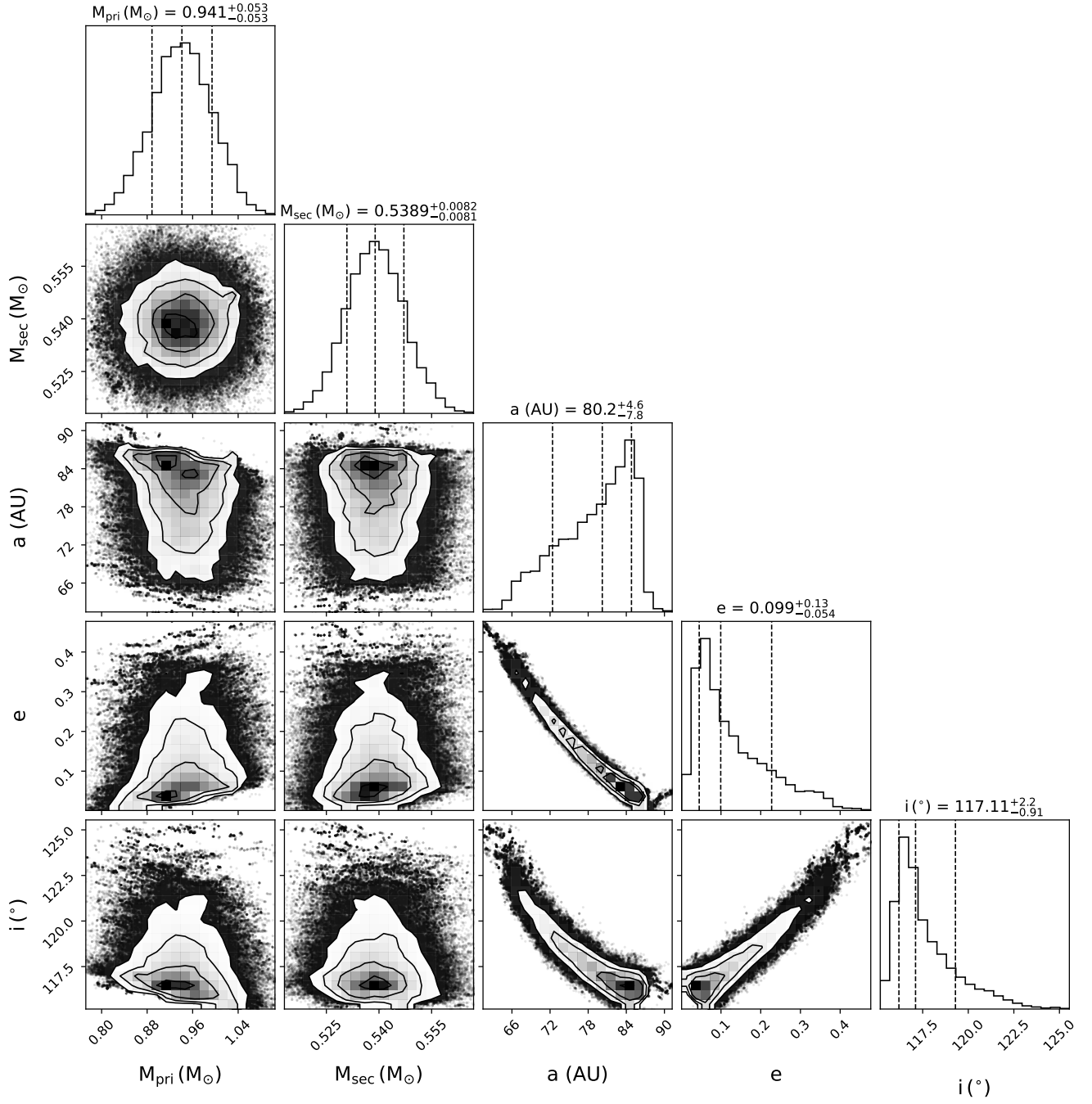


Figure A2. Same as Figure A1, but for 61 Cygni AB.



**Figure A3.** Same as Figure A1, but for HD 24496 AB.

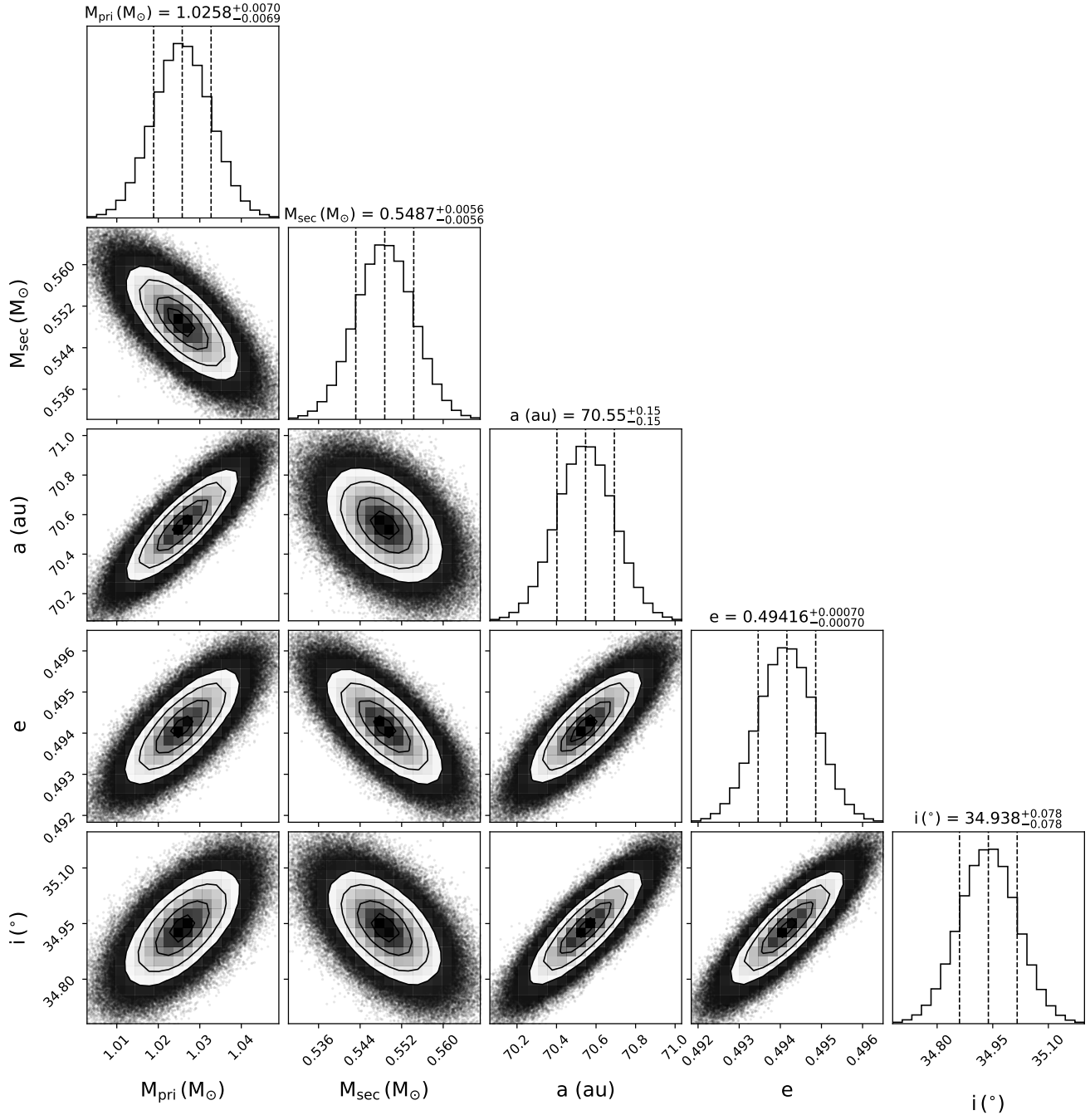


Figure A4. Same as Figure A1, but for HD 4614 AB.

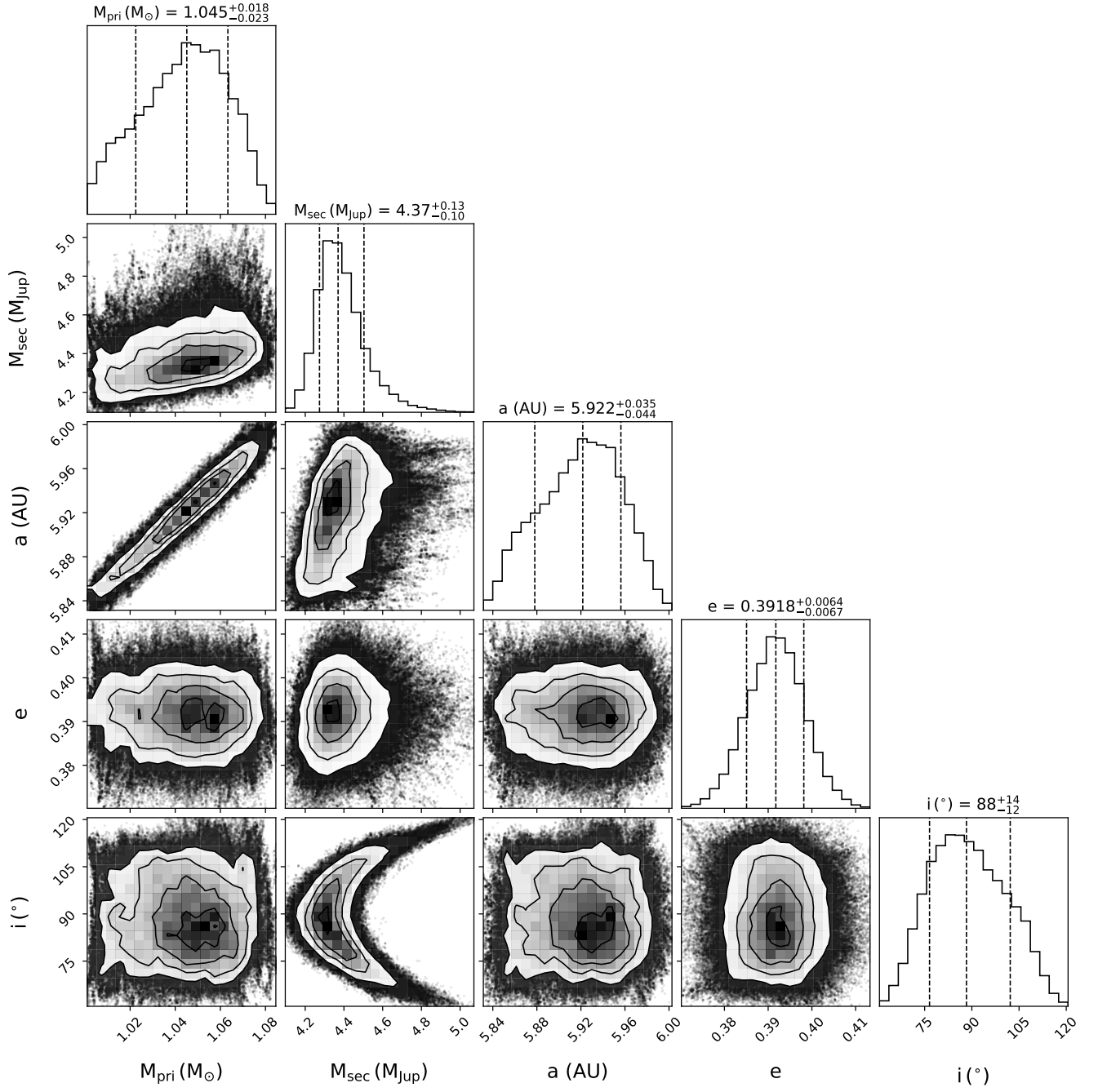


Figure A5. Same as Figure A1, but for HD 217107 c.

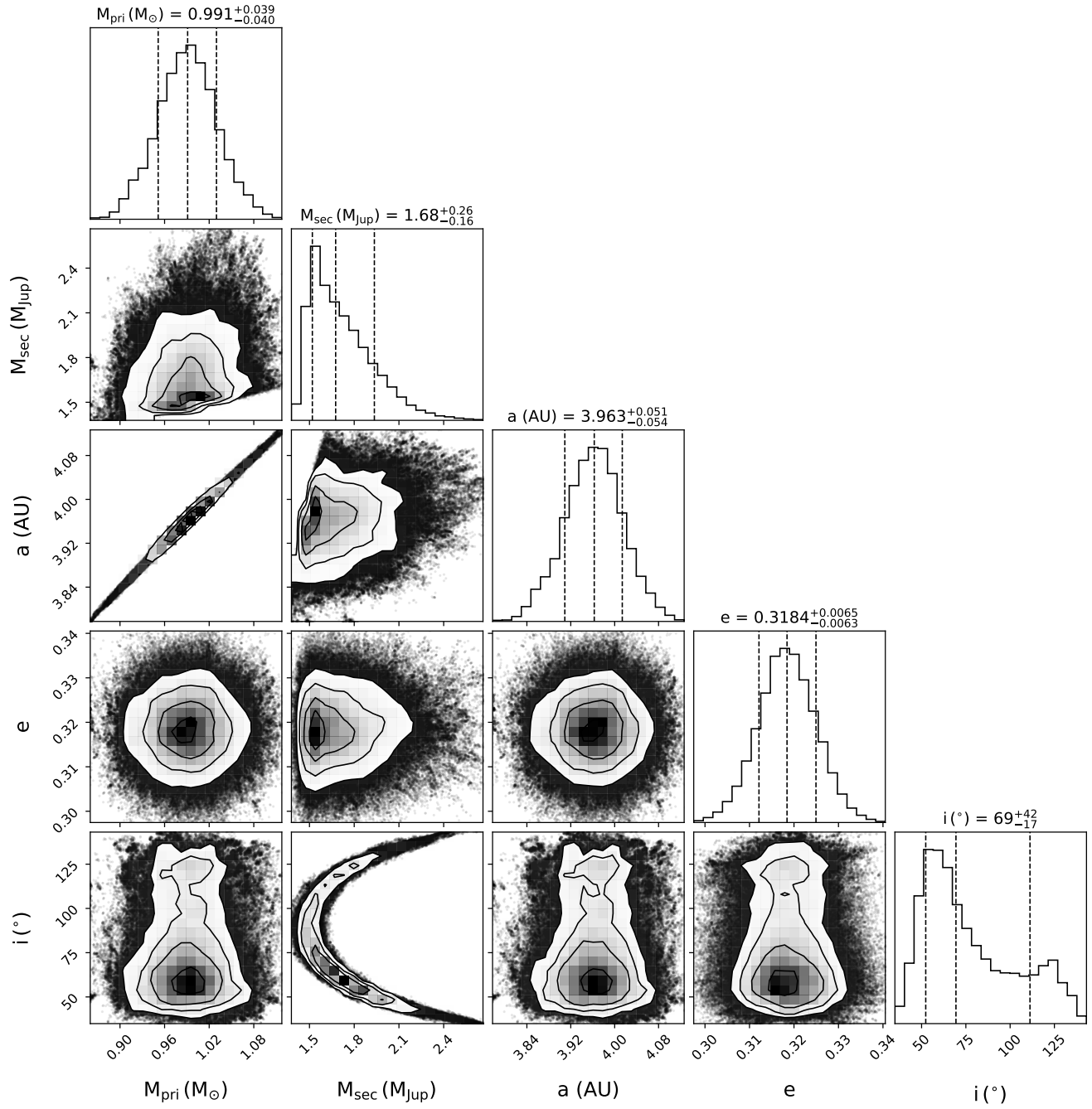


Figure A6. Same as Figure A1, but for HD 190360 b.

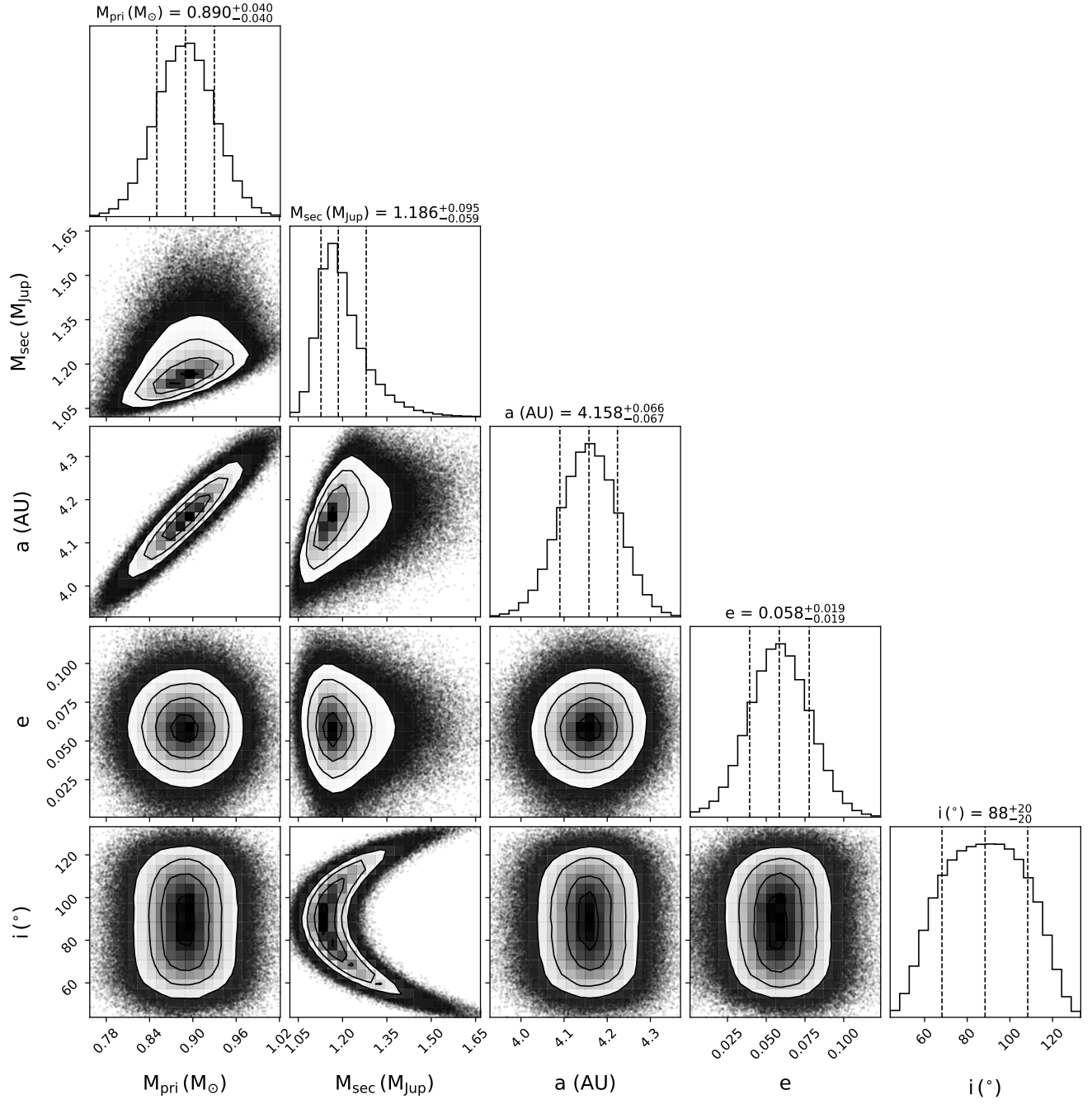


Figure A7. Same as Figure A1, but for HD 154345 b.

## REFERENCES

- Astropy Collaboration, Robitaille, T. P., Tollerud, E. J., et al. 2013, *A&A*, 558, A33, doi: [10.1051/0004-6361/201322068](https://doi.org/10.1051/0004-6361/201322068)
- Astropy Collaboration, Price-Whelan, A. M., Sipőcz, B. M., et al. 2018, *AJ*, 156, 123, doi: [10.3847/1538-3881/aabc4f](https://doi.org/10.3847/1538-3881/aabc4f)
- Astropy Collaboration, Price-Whelan, A. M., Lim, P. L., et al. 2022, *ApJ*, 935, 167, doi: [10.3847/1538-4357/ac7c74](https://doi.org/10.3847/1538-4357/ac7c74)
- Bailey, V. P., Bendek, E., Monacelli, B., et al. 2023, in *Society of Photo-Optical Instrumentation Engineers (SPIE) Conference Series*, Vol. 12680, *Society of Photo-Optical Instrumentation Engineers (SPIE) Conference Series*, 126800T, doi: [10.1117/12.2679036](https://doi.org/10.1117/12.2679036)
- Baines, E. K., McAlister, H. A., ten Brummelaar, T. A., et al. 2008, *ApJ*, 680, 728, doi: [10.1086/588009](https://doi.org/10.1086/588009)
- Baliunas, S. L., Donahue, R. A., Soon, W. H., et al. 1995, *ApJ*, 438, 269, doi: [10.1086/175072](https://doi.org/10.1086/175072)
- Baraffe, I., Chabrier, G., Allard, F., & Hauschildt, P. 2003, in *IAU Symposium*, Vol. 211, *Brown Dwarfs*, ed. E. Martín, 41
- Baranec, C., Riddle, R., Ramaprakash, A. N., et al. 2012, in *Society of Photo-Optical Instrumentation Engineers (SPIE) Conference Series*, Vol. 8447, *Adaptive Optics Systems III*, ed. B. L. Ellerbroek, E. Marchetti, & J.-P. Véran, 844704, doi: [10.1117/12.924867](https://doi.org/10.1117/12.924867)
- Baranne, A., Queloz, D., Mayor, M., et al. 1996, *A&AS*, 119, 373
- Bessel, F. W. 1838, *MNRAS*, 4, 152, doi: [10.1093/mnras/4.17.152](https://doi.org/10.1093/mnras/4.17.152)
- . 1844, *MNRAS*, 6, 136, doi: [10.1093/mnras/6.11.136](https://doi.org/10.1093/mnras/6.11.136)
- Boccaletti, A., Cossou, C., Baudoz, P., et al. 2022, *A&A*, 667, A165, doi: [10.1051/0004-6361/202244578](https://doi.org/10.1051/0004-6361/202244578)
- Boisse, I., Pepe, F., Perrier, C., et al. 2012, *A&A*, 545, A55, doi: [10.1051/0004-6361/201118419](https://doi.org/10.1051/0004-6361/201118419)
- Boro Saikia, S., Jeffers, S. V., Morin, J., et al. 2016, *A&A*, 594, A29, doi: [10.1051/0004-6361/201628262](https://doi.org/10.1051/0004-6361/201628262)
- Boyajian, T. S., McAlister, H. A., van Belle, G., et al. 2012, *ApJ*, 746, 101, doi: [10.1088/0004-637X/746/1/101](https://doi.org/10.1088/0004-637X/746/1/101)
- Boyajian, T. S., von Braun, K., van Belle, G., et al. 2013, *ApJ*, 771, 40, doi: [10.1088/0004-637X/771/1/40](https://doi.org/10.1088/0004-637X/771/1/40)
- Brandt, G. M., Michalik, D., Brandt, T. D., et al. 2021a, *AJ*, 162, 230, doi: [10.3847/1538-3881/ac12d0](https://doi.org/10.3847/1538-3881/ac12d0)
- Brandt, G. M., Dupuy, T. J., Li, Y., et al. 2021b, *AJ*, 162, 301, doi: [10.3847/1538-3881/ac273e](https://doi.org/10.3847/1538-3881/ac273e)
- Brandt, T. D. 2018, *ApJS*, 239, 31, doi: [10.3847/1538-4365/aaec06](https://doi.org/10.3847/1538-4365/aaec06)
- . 2021, *ApJS*, 254, 42, doi: [10.3847/1538-4365/abf93c](https://doi.org/10.3847/1538-4365/abf93c)
- Brandt, T. D., Dupuy, T. J., & Bowler, B. P. 2019, *AJ*, 158, 140, doi: [10.3847/1538-3881/ab04a8](https://doi.org/10.3847/1538-3881/ab04a8)
- Brandt, T. D., Dupuy, T. J., Li, Y., et al. 2021c, *AJ*, 162, 186, doi: [10.3847/1538-3881/ac042e10.48550/arXiv.2105.11671](https://doi.org/10.3847/1538-3881/ac042e10.48550/arXiv.2105.11671)
- Brewer, M., Rogers, A., Harder, H., et al. 2012a, *Journal of Double Star Observations*, 8, 210
- . 2012b, *Journal of Double Star Observations*, 8, 210
- Brown, T. M., Noyes, R. W., Nisenson, P., Korzennik, S. G., & Horner, S. 1994, *PASP*, 106, 1285, doi: [10.1086/133506](https://doi.org/10.1086/133506)
- Burgasser, A. J., & Splat Development Team. 2017, in *Astronomical Society of India Conference Series*, Vol. 14, *Astronomical Society of India Conference Series*, 7–12, doi: [10.48550/arXiv.1707.00062](https://doi.org/10.48550/arXiv.1707.00062)
- Burrows, A., Halverson, S., Siegel, J. C., et al. 2024, *AJ*, 167, 243, doi: [10.3847/1538-3881/ad34d5](https://doi.org/10.3847/1538-3881/ad34d5)
- Butler, R. P., Wright, J. T., Marcy, G. W., et al. 2006, *ApJ*, 646, 505, doi: [10.1086/504701](https://doi.org/10.1086/504701)
- Cañas, C. I., Kanodia, S., Bender, C. F., et al. 2022, *AJ*, 164, 50, doi: [10.3847/1538-3881/ac7804](https://doi.org/10.3847/1538-3881/ac7804)
- Celoria, G., & Gabba, L. 1923, *Misure DI stelle doppie eseguite col refrattore “Merz” DI 8 pollici negli anni 1886-1900 E col refrattore “Merz-Repsold” DI 18 pollici negli anni 1902-1905 DA G. Celoria, calcolate DA L. Gabba. (Italy: Hoepli)*
- Choi, J., Dotter, A., Conroy, C., et al. 2016, *ApJ*, 823, 102, doi: [10.3847/0004-637X/823/2/102](https://doi.org/10.3847/0004-637X/823/2/102)
- Clark, J. T., Clerté, M., Hinkel, N. R., et al. 2021, *MNRAS*, 504, 4968, doi: [10.1093/mnras/stab1052](https://doi.org/10.1093/mnras/stab1052)
- Clark, J. T., Wright, D. J., Wittenmyer, R. A., et al. 2022, *MNRAS*, 510, 2041, doi: [10.1093/mnras/stab3498](https://doi.org/10.1093/mnras/stab3498)
- Cochran, W. D., Hatzes, A. P., & Hancock, T. J. 1991, *ApJL*, 380, L35, doi: [10.1086/186167](https://doi.org/10.1086/186167)
- Crepp, J. R., Johnson, J. A., Howard, A. W., et al. 2012, *ApJ*, 761, 39, doi: [10.1088/0004-637X/761/1/39](https://doi.org/10.1088/0004-637X/761/1/39)
- de Bruijne, J. H. J., Allen, M., Azaz, S., et al. 2015, *A&A*, 576, A74, doi: [10.1051/0004-6361/201424018](https://doi.org/10.1051/0004-6361/201424018)
- de Pont, L. R. 2017, *El Observador de Estrellas Dobles*, 19
- Deich, A. N., & Orlova, O. N. 1977, *Soviet Ast.*, 21, 182
- Dembowski, E. 1884, *Misure micrometriche di stelle doppie e multiple: Le osservazioni fatte a Gallarate sopra le stelle del Catalogo di Dorpat e delle appendici di W. Struve (Rome: Coi Tipi Del Salviucci)*
- Doberck, W. 1876, *Astronomische Nachrichten*, 88, 45, doi: [10.1002/asna.18760880303](https://doi.org/10.1002/asna.18760880303)
- . 1927, *Double star observations, 1875-1927 (Germany: (n.p.))*
- Dotter, A. 2016, *ApJS*, 222, 8, doi: [10.3847/0067-0049/222/1/8](https://doi.org/10.3847/0067-0049/222/1/8)

- Duñer, N. C. 1876, Mesures micrométriques d'étoiles doubles, faites à l'Observatoire de Lund, suivies de notes sur leurs mouvements relatifs (Upsala: Berling)
- El-Badry, K., Rix, H.-W., & Heintz, T. M. 2021, *MNRAS*, 506, 2269, doi: [10.1093/mnras/stab323](https://doi.org/10.1093/mnras/stab323)
- Fekel, F. C., Moffett, T. J., & Henry, G. W. 1986, *ApJS*, 60, 551, doi: [10.1086/191097](https://doi.org/10.1086/191097)
- Feng, F., Butler, R. P., Jones, H. R. A., et al. 2021, *MNRAS*, 507, 2856, doi: [10.1093/mnras/stab2225](https://doi.org/10.1093/mnras/stab2225)
- Fischer, D. A., Marcy, G. W., Butler, R. P., Vogt, S. S., & Apps, K. 1999, *PASP*, 111, 50, doi: [10.1086/316304](https://doi.org/10.1086/316304)
- Fletcher, A. 1931, *MNRAS*, 92, 121, doi: [10.1093/mnras/92.2.121](https://doi.org/10.1093/mnras/92.2.121)
- Ford, E. B., Bender, C. F., Blake, C. H., et al. 2024, arXiv e-prints, arXiv:2408.13318, doi: [10.48550/arXiv.2408.13318](https://doi.org/10.48550/arXiv.2408.13318)
- Foreman-Mackey, D., Hogg, D. W., Lang, D., & Goodman, J. 2013, *PASP*, 125, 306, doi: [10.1086/670067](https://doi.org/10.1086/670067)
- Franz, O. G. 1964a, Publications of the U.S. Naval Observatory Second Series, 18, 29
- . 1964b, Publications of the U.S. Naval Observatory Second Series, 18, 29
- Gaia Collaboration, Prusti, T., de Bruijne, J. H. J., et al. 2016, *A&A*, 595, A1, doi: [10.1051/0004-6361/201629272](https://doi.org/10.1051/0004-6361/201629272)
- Gaia Collaboration, Brown, A. G. A., Vallenari, A., et al. 2018, *A&A*, 616, A1, doi: [10.1051/0004-6361/201833051](https://doi.org/10.1051/0004-6361/201833051)
- Gaia Collaboration, Vallenari, A., Brown, A. G. A., et al. 2022, arXiv e-prints, arXiv:2208.00211, doi: [10.48550/arXiv.2208.00211](https://doi.org/10.48550/arXiv.2208.00211)
- . 2023, *A&A*, 674, A1, doi: [10.1051/0004-6361/202243940](https://doi.org/10.1051/0004-6361/202243940)
- Gardner, J. P., Mather, J. C., Clampin, M., et al. 2006, *SSRv*, 123, 485, doi: [10.1007/s11214-006-8315-7](https://doi.org/10.1007/s11214-006-8315-7)
- Giovinazzi, M. 2025, markgiovinazzi/binary\_mc: binary\_mcmc v1.0.0, 1.0.0, Zenodo, doi: [10.5281/zenodo.15352084](https://doi.org/10.5281/zenodo.15352084)
- Giovinazzi, M. R., & Blake, C. H. 2022, *AJ*, 164, 164, doi: [10.3847/1538-3881/ac8cf710.48550/arXiv.2208.12112](https://doi.org/10.3847/1538-3881/ac8cf710.48550/arXiv.2208.12112)
- Giovinazzi, M. R., Blake, C. H., Eastman, J. D., et al. 2020, *Astronomische Nachrichten*, 341, 870, doi: [10.1002/asna.202013830](https://doi.org/10.1002/asna.202013830)
- Giovinazzi, M. R., Cale, B., Eastman, J. D., et al. 2024, *AJ*, 168, 118, doi: [10.3847/1538-3881/ad55ec](https://doi.org/10.3847/1538-3881/ad55ec)
- Gledhill, J. 1901, *MNRAS*, 61, 556, doi: [10.1093/mnras/61.8.556](https://doi.org/10.1093/mnras/61.8.556)
- Gorshanov, D. L., Shakht, N. A., & Kisselev, A. A. 2006, *Astrophysics*, 49, 386, doi: [10.1007/s10511-006-0038-7](https://doi.org/10.1007/s10511-006-0038-7)
- Gupta, A., Millholland, S., Im, H., et al. 2024a, in AAS/Division for Extreme Solar Systems Abstracts, Vol. 56, AAS/Division for Extreme Solar Systems Abstracts, 615.05
- Gupta, A. F., Wright, J. T., Robertson, P., et al. 2021, *AJ*, 161, 130, doi: [10.3847/1538-3881/abd79e](https://doi.org/10.3847/1538-3881/abd79e)
- Gupta, A. F., Jackson, J. M., Hébrard, G., et al. 2023, *AJ*, 165, 234, doi: [10.3847/1538-3881/accb9b](https://doi.org/10.3847/1538-3881/accb9b)
- Gupta, A. F., Luhn, J. K., Wright, J. T., et al. 2024b, arXiv e-prints, arXiv:2409.12315, doi: [10.48550/arXiv.2409.12315](https://doi.org/10.48550/arXiv.2409.12315)
- Halbwachs, J.-L., Pourbaix, D., Arenou, F., et al. 2023, *A&A*, 674, A9, doi: [10.1051/0004-6361/202243969](https://doi.org/10.1051/0004-6361/202243969)
- Hale, A. 1995, *PASP*, 107, 22, doi: [10.1086/133511](https://doi.org/10.1086/133511)
- Hall, A. 1892, Observations made at the U.S. Naval Observatory, 6, E.1
- Halverson, S., Terrien, R., Mahadevan, S., et al. 2016, in Society of Photo-Optical Instrumentation Engineers (SPIE) Conference Series, Vol. 9908, Ground-based and Airborne Instrumentation for Astronomy VI, ed. C. J. Evans, L. Simard, & H. Takami, 99086P, doi: [10.1117/12.2232761](https://doi.org/10.1117/12.2232761)
- Heintz, W. D. 1980, *ApJS*, 44, 111, doi: [10.1086/190686](https://doi.org/10.1086/190686)
- . 1990, *ApJS*, 74, 275, doi: [10.1086/191499](https://doi.org/10.1086/191499)
- Hempelmann, A., Robrade, J., Schmitt, J. H. M. M., et al. 2006, *A&A*, 460, 261, doi: [10.1051/0004-6361:20065459](https://doi.org/10.1051/0004-6361:20065459)
- Henry, T. J., Kirkpatrick, J. D., & Simons, D. A. 1994, *AJ*, 108, 1437, doi: [10.1086/117167](https://doi.org/10.1086/117167)
- Henry, T. J., Jao, W.-C., Winters, J. G., et al. 2018, *AJ*, 155, 265, doi: [10.3847/1538-3881/aac262](https://doi.org/10.3847/1538-3881/aac262)
- Herschel, J. F. W. 1833, *MmRAS*, 5, 13
- Hirsch, L. A., Rosenthal, L., Fulton, B. J., et al. 2021, *AJ*, 161, 134, doi: [10.3847/1538-3881/abd639](https://doi.org/10.3847/1538-3881/abd639)
- Holden, E. S. 1888, *Sidereal Messenger*, 7, 49
- Hopkins, M. M. 1915, Contributions from the Rutherford Observatory of Columbia University New York, 29, 1
- Isacson, H., Howard, A. W., Fulton, B., et al. 2024, arXiv e-prints, arXiv:2406.17332, doi: [10.48550/arXiv.2406.17332](https://doi.org/10.48550/arXiv.2406.17332)
- Izmailov, I., Rublevsky, A., & Apetyan, A. 2020, *Astronomische Nachrichten*, 341, 762, doi: [10.1002/asna.202013815](https://doi.org/10.1002/asna.202013815)
- Izmailov, I. S. 2019, *Astronomy Letters*, 45, 30, doi: [10.1134/S106377371901002X](https://doi.org/10.1134/S106377371901002X)
- Izmailov, I. S., & Roshchina, E. A. 2016a, *Astrophysical Bulletin*, 71, 225, doi: [10.1134/S1990341316020097](https://doi.org/10.1134/S1990341316020097)
- . 2016b, *Astrophysical Bulletin*, 71, 225, doi: [10.1134/S1990341316020097](https://doi.org/10.1134/S1990341316020097)
- Izmailov, I. S., Shakht, N. A., Polyakov, E. V., Gorshanov, D. L., & Pogodin, M. A. 2021, *Astrophysics*, 64, 160, doi: [10.1007/s10511-021-09677-0](https://doi.org/10.1007/s10511-021-09677-0)
- Izmailov, I. S., Khovrichева, M. L., Khovrichев, M. Y., et al. 2010, *Astronomy Letters*, 36, 349, doi: [10.1134/S1063773710050051](https://doi.org/10.1134/S1063773710050051)

- Jeffers, H. M. 1951a, Lick Observatory Bulletin, 524, 51
- . 1951b, Lick Observatory Bulletin, 524, 51
- Johns, D., Marti, C., Huff, M., et al. 2018, ApJS, 239, 14, doi: [10.3847/1538-4365/aac5fb](https://doi.org/10.3847/1538-4365/aac5fb)
- Josties, F. J. 1978, Publications of the U.S. Naval Observatory Second Series, 24, 1
- Josties, F. J., Dahn, C. C., Kallarakal, V. V., et al. 1974, Publications of the U.S. Naval Observatory Second Series, 22, 7
- Josties, F. J., & Harrington, R. S. 1984a, ApJS, 54, 103, doi: [10.1086/190920](https://doi.org/10.1086/190920)
- . 1984b, ApJS, 54, 103, doi: [10.1086/190920](https://doi.org/10.1086/190920)
- Kanodia, S., Libby-Roberts, J., Cañas, C. I., et al. 2022, AJ, 164, 81, doi: [10.3847/1538-3881/ac7c20](https://doi.org/10.3847/1538-3881/ac7c20)
- Kervella, P., Mérand, A., Pichon, B., et al. 2008, A&A, 488, 667, doi: [10.1051/0004-6361:200810080](https://doi.org/10.1051/0004-6361:200810080)
- Kiefer, F. 2019, A&A, 632, L9, doi: [10.1051/0004-6361/201936942](https://doi.org/10.1051/0004-6361/201936942)
- Knapp, W. R. 2017, The Webb Deep-Sky Society, 21
- Knobel, E. B. 1877, MmRAS, 43, 1
- Kuiper, G. P. 1938, ApJ, 88, 472, doi: [10.1086/143999](https://doi.org/10.1086/143999)
- Labitzke, P., & Przybyllok, E. 1929, Koenigsberg Obs. 45, 65
- Lagarde, N., Decressin, T., Charbonnel, C., et al. 2012, A&A, 543, A108, doi: [10.1051/0004-6361/201118331](https://doi.org/10.1051/0004-6361/201118331)
- Lagarde, N., Robin, A. C., Reylé, C., & Nasello, G. 2017, A&A, 601, A27, doi: [10.1051/0004-6361/201630253](https://doi.org/10.1051/0004-6361/201630253)
- Latham, D. W., Mazeh, T., Stefanik, R. P., Mayor, M., & Burki, G. 1989, Nature, 339, 38, doi: [10.1038/339038a0](https://doi.org/10.1038/339038a0)
- Li, Y., Brandt, T. D., Brandt, G. M., et al. 2021, AJ, 162, 266, doi: [10.3847/1538-3881/ac27ab](https://doi.org/10.3847/1538-3881/ac27ab)
- . 2023, MNRAS, 522, 5622, doi: [10.1093/mnras/stad1315](https://doi.org/10.1093/mnras/stad1315)
- Lin, A. S. J. 2024, PhD thesis, Pennsylvania State University, Department of Astronomy
- Lindgren, L. 1997, in ESA Special Publication, Vol. 402, Hipparcos - Venice '97, ed. R. M. Bonnet, E. Høg, P. L. Bernacca, L. Emiliani, A. Blaauw, C. Turon, J. Kovalevsky, L. Lindgren, H. Hassan, M. Bouffard, B. Strim, D. Heger, M. A. C. Perryman, & L. Woltjer, 13–18
- Lindgren, L., Mignard, F., Söderhjelm, S., et al. 1997, A&A, 323, L53
- Lindgren, L., Hernández, J., Bombrun, A., et al. 2018, A&A, 616, A2, doi: [10.1051/0004-6361/201832727](https://doi.org/10.1051/0004-6361/201832727)
- Lomb, N. R. 1976, Ap&SS, 39, 447, doi: [10.1007/BF00648343](https://doi.org/10.1007/BF00648343)
- Mamajek, E. E., & Hillenbrand, L. A. 2008, ApJ, 687, 1264, doi: [10.1086/591785](https://doi.org/10.1086/591785)
- Mann, A. W., Feiden, G. A., Gaidos, E., Boyajian, T., & von Braun, K. 2015, ApJ, 804, 64, doi: [10.1088/0004-637X/804/1/64](https://doi.org/10.1088/0004-637X/804/1/64)
- Mann, A. W., Dupuy, T., Kraus, A. L., et al. 2019, ApJ, 871, 63, doi: [10.3847/1538-4357/aaf3bc10](https://doi.org/10.3847/1538-4357/aaf3bc10) [arXiv:1811.06938](https://arxiv.org/abs/1811.06938)
- Mason, B. D., & Hartkopf, W. I. 2017, AJ, 154, 183, doi: [10.3847/1538-3881/aa8038](https://doi.org/10.3847/1538-3881/aa8038)
- Mason, B. D., Hartkopf, W. I., Urban, S. E., & Josties, J. D. 2018a, AJ, 156, 240, doi: [10.3847/1538-3881/aae484](https://doi.org/10.3847/1538-3881/aae484)
- . 2018b, AJ, 156, 240, doi: [10.3847/1538-3881/aae484](https://doi.org/10.3847/1538-3881/aae484)
- Mason, B. D., Williams, S. J., Matson, R. A., et al. 2021, AJ, 162, 53, doi: [10.3847/1538-3881/abfaa2](https://doi.org/10.3847/1538-3881/abfaa2)
- Mason, B. D., Wycoff, G. L., Hartkopf, W. I., Douglass, G. G., & Worley, C. E. 2001, AJ, 122, 3466, doi: [10.1086/323920](https://doi.org/10.1086/323920)
- Munoz, R. S. 2020, El Observador de Estrellas Dobles, 24
- Naef, D., Mayor, M., Pepe, F., et al. 2001, A&A, 375, 205, doi: [10.1051/0004-6361:20010841](https://doi.org/10.1051/0004-6361:20010841)
- Naef, D., Mayor, M., Korzennik, S. G., et al. 2003, A&A, 410, 1051, doi: [10.1051/0004-6361:20031341](https://doi.org/10.1051/0004-6361:20031341)
- NASA Exoplanet Archive. 2019, Confirmed Planets Table, IPAC, doi: [10.26133/NEA1](https://doi.org/10.26133/NEA1)
- Nugent, R. L., & Iverson, E. W. 2012, Journal of Double Star Observations, 8, 213
- Perruchot, S., Kohler, D., Bouchy, F., et al. 2008, in Society of Photo-Optical Instrumentation Engineers (SPIE) Conference Series, Vol. 7014, Ground-based and Airborne Instrumentation for Astronomy II, ed. I. S. McLean & M. M. Casali, 70140J, doi: [10.1117/12.787379](https://doi.org/10.1117/12.787379)
- Perryman, M. A. C., Lindgren, L., Kovalevsky, J., et al. 1997, A&A, 323, L49
- Peters, C. F. W. 1886, Astronomische Nachrichten, 113, 321, doi: [10.1002/asna.18861132002](https://doi.org/10.1002/asna.18861132002)
- Petigura, E. A., Howard, A. W., Marcy, G. W., et al. 2017, AJ, 154, 107, doi: [10.3847/1538-3881/aa80de](https://doi.org/10.3847/1538-3881/aa80de)
- Pietrinferni, A., Cassisi, S., Salaris, M., & Castelli, F. 2004, ApJ, 612, 168, doi: [10.1086/422498](https://doi.org/10.1086/422498)
- . 2006, ApJ, 642, 797, doi: [10.1086/501344](https://doi.org/10.1086/501344)
- Przybyllok, E., L. P. . M. P. 1926, Astronomische Nachrichten
- Rabe, W. 1923, Astronomische Nachrichten, 217, 413, doi: [10.1002/asna.19222172102](https://doi.org/10.1002/asna.19222172102)
- . 1939, Pub. Munich Obs. 2, #1
- . 1953, Mikromettermessungen von Doppelsternen in den Jahren 1932 bis 1946.
- Radovan, M. V., Lanclos, K., Holden, B. P., et al. 2014, in Society of Photo-Optical Instrumentation Engineers (SPIE) Conference Series, Vol. 9145, Ground-based and Airborne Telescopes V, ed. L. M. Stepp, R. Gilmozzi, & H. J. Hall, 91452B, doi: [10.1117/12.2057310](https://doi.org/10.1117/12.2057310)
- Raghavan, D., McAlister, H. A., Henry, T. J., et al. 2010, ApJS, 190, 1, doi: [10.1088/0067-0049/190/1/1](https://doi.org/10.1088/0067-0049/190/1/1)

- Ricker, G. R., Winn, J. N., Vanderspek, R., et al. 2015, *Journal of Astronomical Telescopes, Instruments, and Systems*, 1, 014003, doi: [10.1117/1.JATIS.1.1.014003](https://doi.org/10.1117/1.JATIS.1.1.014003)
- Risin, S., Altunin, I., Wasson, R., Genet, R., & Dye, S. 2022, *Journal of Double Star Observations*, 18, 30
- Rosenthal, L. J., Fulton, B. J., Hirsch, L. A., et al. 2021, *ApJS*, 255, 8, doi: [10.3847/1538-4365/abe23c](https://doi.org/10.3847/1538-4365/abe23c)
- Rouan, D., Riaud, P., Boccaletti, A., Cl  net, Y., & Labeyrie, A. 2000, *PASP*, 112, 1479, doi: [10.1086/317707](https://doi.org/10.1086/317707)
- Salama, M., Ziegler, C., Baranec, C., et al. 2022, *AJ*, 163, 200, doi: [10.3847/1538-3881/ac53fc](https://doi.org/10.3847/1538-3881/ac53fc)
- Scargle, J. D. 1982, *ApJ*, 263, 835, doi: [10.1086/160554](https://doi.org/10.1086/160554)
- Schiaparelli, G. V. 1909, *Osservazioni sulle stelle doppie. Serie seconda: comprendente le misure DI 636 sistemi eseguite col refrattore equatoriale Merz-Repsold negli anni 1886-1900 (Italy: U. Hoepli.)*
- Schlimmer, J. 2019a, *Journal of Double Star Observations*, 15, 536
- . 2019b, *Journal of Double Star Observations*, 15, 536
- . 2019c, *Journal of Double Star Observations*, 15, 536
- Schlimmer, J. S. 2022, *Journal of Double Star Observations*, 18, 322
- Schwab, C., Rakich, A., Gong, Q., et al. 2016, in *Society of Photo-Optical Instrumentation Engineers (SPIE) Conference Series*, Vol. 9908, *Ground-based and Airborne Instrumentation for Astronomy VI*, ed. C. J. Evans, L. Simard, & H. Takami, 99087H, doi: [10.1117/12.2234411](https://doi.org/10.1117/12.2234411)
- Shakht, N. A., Gorshanov, D. L., & Vasilkova, O. O. 2017, *Astrophysics*, 60, 507, doi: [10.1007/s10511-017-9502-9](https://doi.org/10.1007/s10511-017-9502-9)
- Simpson, E. K., Baliunas, S. L., Henry, G. W., & Watson, C. A. 2010, *MNRAS*, 408, 1666, doi: [10.1111/j.1365-2966.2010.17230.x](https://doi.org/10.1111/j.1365-2966.2010.17230.x)
- Sivo, G., Scharw  chter, J., & Sivanandam, S. 2022, *The NOIRLab Mirror*, 3, 17
- Skrutskie, M. F., Cutri, R. M., Stiening, R., et al. 2006, *AJ*, 131, 1163, doi: [10.1086/498708](https://doi.org/10.1086/498708)
- Smyth, W. H. 1844, *A Cycle of Celestial Objects* (London: J.W. Parker)
- Soubiran, C., Creevey, O. L., Lagarde, N., et al. 2024, *A&A*, 682, A145, doi: [10.1051/0004-6361/202347136](https://doi.org/10.1051/0004-6361/202347136)
- Spergel, D., Gehrels, N., Baltay, C., et al. 2015, *arXiv e-prints*, arXiv:1503.03757, doi: [10.48550/arXiv.1503.03757](https://doi.org/10.48550/arXiv.1503.03757)
- Stassun, K. G., Collins, K. A., & Gaudi, B. S. 2017, *AJ*, 153, 136, doi: [10.3847/1538-3881/aa5df3](https://doi.org/10.3847/1538-3881/aa5df3)
- Stef  nsson, G., Mahadevan, S., Winn, J. N., et al. 2025, *AJ*, 169, 107, doi: [10.3847/1538-3881/ada9e1](https://doi.org/10.3847/1538-3881/ada9e1)
- Stolte, A., Morris, M. R., Ghez, A. M., et al. 2010, *ApJ*, 718, 810, doi: [10.1088/0004-637X/718/2/810](https://doi.org/10.1088/0004-637X/718/2/810)
- Strand, K. A. 1937, *Annalen van de Sterrewacht te Leiden*, 18, B1
- . 1943, *PASP*, 55, 29, doi: [10.1086/125484](https://doi.org/10.1086/125484)
- . 1969, *AJ*, 74, 760, doi: [10.1086/110853](https://doi.org/10.1086/110853)
- Struve, F. G. W. 1837, *Astronomische Nachrichten*, 14, 249, doi: [10.1002/asna.18370141609](https://doi.org/10.1002/asna.18370141609)
- Struve, G. 1962, *Pub. Berlin Babelsberg Obs.* 14, Pt.1
- Struve, H. 1911, *Astronomische Nachrichten*, 188, 5, doi: [10.1002/asna.19111880103](https://doi.org/10.1002/asna.19111880103)
- Struve, O. 1879, *The Observatory*, 2, 347
- Swift, J. J., Bottom, M., Johnson, J. A., et al. 2015, *Journal of Astronomical Telescopes, Instruments, and Systems*, 1, 027002, doi: [10.1117/1.JATIS.1.2.027002](https://doi.org/10.1117/1.JATIS.1.2.027002)
- Takeda, G., Ford, E. B., Sills, A., et al. 2007, *ApJS*, 168, 297, doi: [10.1086/509763](https://doi.org/10.1086/509763)
- Tal-Or, L., Trifonov, T., Zucker, S., Mazeh, T., & Zechmeister, M. 2019a, *MNRAS*, 484, L8, doi: [10.1093/mnras/sly227](https://doi.org/10.1093/mnras/sly227)
- . 2019b, *MNRAS*, 484, L8, doi: [10.1093/mnras/sly227](https://doi.org/10.1093/mnras/sly227)
- ten Brummelaar, T. A., McAlister, H. A., Ridgway, S. T., et al. 2005, *ApJ*, 628, 453, doi: [10.1086/430729](https://doi.org/10.1086/430729)
- Tokovinin, A. 2014a, *AJ*, 147, 86, doi: [10.1088/0004-6256/147/4/86](https://doi.org/10.1088/0004-6256/147/4/86)
- . 2014b, *AJ*, 147, 87, doi: [10.1088/0004-6256/147/4/87](https://doi.org/10.1088/0004-6256/147/4/87)
- Tokovinin, A. A., & Shatskii, N. I. 1995, *Astronomy Letters*, 21, 464
- Tull, R. G., MacQueen, P. J., Sneden, C., & Lambert, D. L. 1995, *PASP*, 107, 251, doi: [10.1086/133548](https://doi.org/10.1086/133548)
- Tuomi, M., Kotiranta, S., & Kaasalainen, M. 2009, *A&A*, 494, 769, doi: [10.1051/0004-6361:200810288](https://doi.org/10.1051/0004-6361:200810288)
- van Biesbroeck, G. 1927, *Publications of the Yerkes Observatory*, 5, 1.vii
- Vaughan, A. H., Baliunas, S. L., Middelkoop, F., et al. 1981, *ApJ*, 250, 276, doi: [10.1086/159372](https://doi.org/10.1086/159372)
- Velghe, A. G. 1957, *AJ*, 62, 35, doi: [10.1086/107628](https://doi.org/10.1086/107628)
- Vogt, S. S. 1987, *PASP*, 99, 1214, doi: [10.1086/132107](https://doi.org/10.1086/132107)
- Vogt, S. S., Butler, R. P., Marcy, G. W., et al. 2005, *ApJ*, 632, 638, doi: [10.1086/432901](https://doi.org/10.1086/432901)
- Vogt, S. S., Allen, S. L., Bigelow, B. C., et al. 1994, in *Society of Photo-Optical Instrumentation Engineers (SPIE) Conference Series*, Vol. 2198, *Instrumentation in Astronomy VIII*, ed. D. L. Crawford & E. R. Craine, 362, doi: [10.1117/12.176725](https://doi.org/10.1117/12.176725)
- Vollmann, W. 2008, *Journal of Double Star Observations*, 4, 74
- Vousden, W. D., Farr, W. M., & Mandel, I. 2016, *MNRAS*, 455, 1919, doi: [10.1093/mnras/stv2422](https://doi.org/10.1093/mnras/stv2422)
- Webster, N. 2017a, *The Webb Deep-Sky Society*, 32
- . 2017b, *The Webb Deep-Sky Society*, 51
- . 2020, *The Webb Deep-Sky Society*, 31

- Wilson, J. M., & Seabroke, G. M. 1877, *MmRAS*, 43, 105
- Wilson, M. L., Eastman, J. D., Cornachione, M. A., et al. 2019, *PASP*, 131, 115001, doi: [10.1088/1538-3873/ab33c5](https://doi.org/10.1088/1538-3873/ab33c5)
- Wilson, O. C. 1978, *ApJ*, 226, 379, doi: [10.1086/156618](https://doi.org/10.1086/156618)
- Winn, J. N. 2022, *AJ*, 164, 196, doi: [10.3847/1538-3881/ac9126](https://doi.org/10.3847/1538-3881/ac9126)
- Wittenmyer, R. A., Endl, M., & Cochran, W. D. 2007, *ApJ*, 654, 625, doi: [10.1086/509110](https://doi.org/10.1086/509110)
- Wittenmyer, R. A., Clark, J. T., Sharma, S., et al. 2020, *MNRAS*, 496, 851, doi: [10.1093/mnras/staa1528](https://doi.org/10.1093/mnras/staa1528)
- Wizinowich, P., Acton, D. S., Shelton, C., et al. 2000, *PASP*, 112, 315, doi: [10.1086/316543](https://doi.org/10.1086/316543)
- Wright, G. S., Rieke, G. H., Glaspey, A., et al. 2023, *PASP*, 135, 048003, doi: [10.1088/1538-3873/acbe66](https://doi.org/10.1088/1538-3873/acbe66)
- Wright, J. T., Marcy, G. W., Butler, R. P., & Vogt, S. S. 2004, *ApJS*, 152, 261, doi: [10.1086/386283](https://doi.org/10.1086/386283)
- Wright, J. T., Marcy, G. W., Butler, R. P., et al. 2008, *ApJL*, 683, L63, doi: [10.1086/587461](https://doi.org/10.1086/587461)
- Xiao, G.-Y., Liu, Y.-J., Teng, H.-Y., et al. 2023, *Research in Astronomy and Astrophysics*, 23, 055022, doi: [10.1088/1674-4527/accb7e](https://doi.org/10.1088/1674-4527/accb7e)