

Exponential enhancement of sensitivity in Ramsey interferometry with optically thick ensemble of atoms

S.A. Moiseev^{1*} and K.I. Gerasimov¹, M.M. Minnegaliev¹, I.V. Brekotkin¹, E.S. Moiseev²

¹ *Kazan Quantum Center, Kazan National Research Technical University
n.a. A.N. Tupolev-KAI, 10 K. Marx St., 420111, Kazan, Russia and*

² *Department of Physics, McGill University, 3600 rue University, Montreal, QC, H3A 2T8, Canada*

(Dated: May 20, 2025)

Ramsey interferometry is a cornerstone technique for precise measurement of time and frequency in modern clocks. The Ramsey experiments are typically done in optically dilute samples of atoms to improve homogeneity and avoid back-action of atoms on excitation pulses. In contrast to later belief, we predict and experimentally show that in optically thick samples with inhomogeneous broadening of resonant transition, the back-action can lead to the highly enhanced narrowing of Ramsey resonance. The linewidth narrowing and corresponding precision of the frequency measurement scale exponentially with an increase in optical depth of a sample and can reach the limits set by homogeneous broadening. We show that this effect is caused by a nonlinear interference of multiple echoes formed inside the atomic medium, which is experimentally confirmed with $^{167}\text{Er}^{3+}$ ions in Y_2SiO_5 crystal. Our findings open new opportunities for nonlinear high-resolution spectroscopy of resonant media and sensitivity enhancement in a new generation of solid state clocks.

I. INTRODUCTION

Ramsey interferometry uses a sample of atoms with two specially selected levels: ground and excited [1]. Atoms being prepared in their ground state are sequentially illuminated by two electromagnetic pulses separated by a time delay of τ with a pulse area of $\pi/2$. The carrier frequency of the electromagnetic radiation is slightly detuned from the transition frequency between ground and excited levels. After the applications of the pulses, the probability of finding the atoms in the excited state exhibits oscillatory behavior with respect to the detuning known as Ramsey fringes. By measuring the population of the excited state, the transition frequency between ground and excited states is extracted. The precision of estimating the transition frequency is inversely proportional to τ that demands samples with long coherence time. For measuring time it also is beneficial to use samples with large transition frequency for better precision. Ideal clock candidates should have large transition frequency and long coherence time.

Ramsey technique was first successfully used to study magnetic transition of atoms and molecules [2, 3]. Then it was applied to optical transitions [4–6]. The progress in cooling and trapping of ions and neutral atoms opened an avenue for performing Ramsey interferometry on optical transition with a coherence times of more than tens of seconds [7–10]. The precision of recent clock experiments was high enough to observe a frequency gravitational shift on a millimeter scale [11]. Moreover, atomic media with a long quantum coherence time are attracting more and more attention in laser physics, quantum optics and quantum information

science, among which inversion-free lasers [12, 13], electromagnetically induced transparency and slow-light control [14, 15], optical Dicke superradiance [16, 17], optical solitons [18–20] and quantum memory [21–26] are worth noting.

Ramsey model is usually treated in no back-action limit, i.e. a sample is small enough to produce any actions on the exciting $\pi/2$ pulses. In this regime, each atom can be considered as being driven individually, while the total amount of atoms increases a signal to noise ratio during population measurement. It was pointed out that transition from optically thin to optically dense resonant media promising appears to increase an amplitude of narrow resonances [27, 28].

Here, we present theoretical and experimental studies of the two-pulse Ramsey resonance implemented in an optically thick two-level system. We show that when laser pulses enter front the medium, they create a series of photon echo signals, which then produce Ramsey resonance lines deep inside the medium. Counterintuitively, these lines have the same amplitude as those at the entrance, but their width exponentially decrease as the medium gets optically thicker. We observed this effect with $^{167}\text{Er}^{3+}$ ions in Y_2SiO_5 crystal. Finally, we discuss the limits of the observed narrowing mechanism and its implementation in perspective media.

II. MECHANISM OF RAMSEY LINE NARROWING

The conceptual scheme of the Ramsey interferometry in an optically thick medium is presented in Fig. 1. Two laser pulses with pulse areas close to $\pi/2$, separated by a time interval τ are launched into a resonant two-level atomic medium along the same direction on one

* s.a.moiseev@kazanqc.org

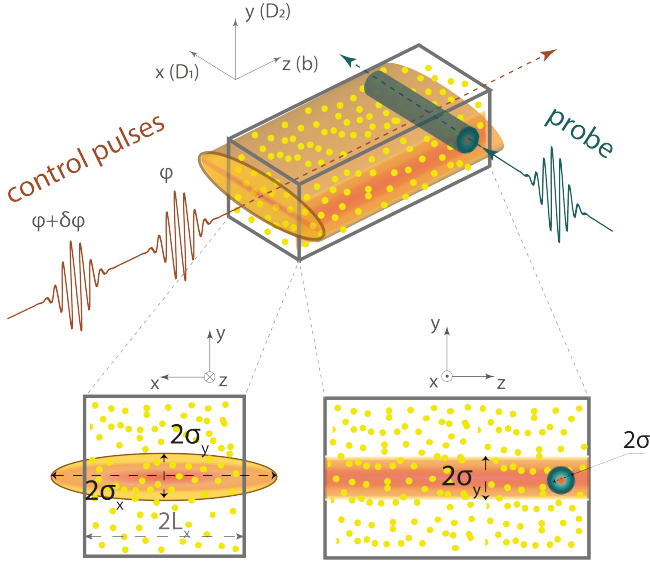


FIG. 1. Simplified sketch of orthogonal spatial scheme of experiment on Ramsey effect observation in an optically thick crystal and cross sections ($\sigma_x, \sigma_y, \sigma_l$) of laser beams in two projections. D_1, D_2 and b are optical extinction axes of the $\text{Y}_2\text{SiO}_5:^{167}\text{Er}^{3+}$ crystal.

side of the sample. The resonant atomic transition is inhomogeneously broadened, described by the form factor $G(\Delta/\Delta_{inh})$ with a spectral width Δ_{inh} significantly exceeding the homogeneous broadening $\gamma = 2/T_2$, where T_2 is the atomic phase relaxation time, which is significantly longer than the duration of laser pulses $\delta t_{1,2}$ and time delay τ . Interaction of laser pulses with a two-level atomic medium is described by a semi-classical system of Maxwell-Bloch (also called Maxwell-Bloch and Areccri-Bonifacio) equations [29–31] (see Supplement, section A).

It is convenient to use the pulse area theorem for building intuition on the nonlinear interaction of pulsed light and resonant atoms [30]:

$$\frac{\partial}{\partial z}\Theta(z) = -\frac{\alpha}{2}\sin\Theta(z), \quad (1)$$

where $\Theta(z) = \frac{d}{\hbar} \int \mathcal{E}(t, z) dt$ is a pulse area of light pulse in the point z of the medium, d is a dipole moment of atomic transition, $\mathcal{E}(t, z)$ is an electric field envelope, α is a resonant absorption coefficient [31].

The area theorem states that if the pulse area of individual light pulse is larger than π , then the pulse propagates in a form of soliton inside a medium without distortion in the self-induced transparency (SIT) regime [30, 31]. Although, if pulse area of a single pulse is smaller than π , then pulse is absorbed by the medium. The bifurcation occurs if the pulse area is exactly π . In this case, the pulse may propagate for a long distance inside the medium while changing its waveform but preserving the pulse area until non-Hermitian perturbations would change the pulse area and bring the pulse into a stable regime.

In Ramsey interferometry, each individual pulse has a pulse area of $\sim \pi/2$, but the total pulse area of all two pulses is close to π . Each pulse is quickly absorbed by the medium in accordance with Eq.(1) (see Fig. 2 and supplementary material, section A). Despite this, the total pulse area, when integrated over time, changes very slowly within the medium. This is due to the generation of a cascade of echo signals deep in the medium; two-pulse echo excites the atoms and induces next echo that subsequently produces another echo pulse deeper in the medium, and so on. Generation of a large number of echo signals has been observed in spin systems with microwave transition frequencies [32, 33].

The pulse areas of the generated signals are extractable with a help of generalization of the pulse area approach [34]. Simulations of the individual pulse areas of the input control two pulses and three generated echos are presented in Fig. 2 a) for the initial pulse areas of the input laser pulses $\Theta_1(0) = \Theta_2(0) = \Theta_0 = 0.48\pi$ (see supplementary materials, section A). As can be seen in Fig. 2 b), taking into account each subsequent echo signal more accurately describes the behavior of the total pulse area in the depth of the medium. In this case, no optical soliton is formed in the medium [30], since the total area of the two input pulses is less than π . The simulations show, the presence of the echo pulses may lead to a strong atomic excitation deeply inside the medium at the Ramsey interferometry settings. After all echo pulses being generated, the probability of finding atoms in the excited level along the direction of the pulses propagation z is calculated using inverse scattering method (see Supplement, section B)[35]:

$$P(\Delta, z, t) \cong \frac{e^{-t/T_1} P(\Delta, 0, t_{lim}) e^{-\alpha z}}{1 - P(\Delta, 0, t_{lim}) [1 - e^{-\alpha z}]}, \quad (2)$$

where T_1 is a lifetime of an optical level,

$$P(\Delta, 0, t_{lim}) = \frac{1}{2} \sin^2 \Theta_0 \{1 + \cos(\Delta\tau + \varphi_{2,1})\}. \quad (3)$$

where t_{lim} corresponds to the end of the interaction of atoms with the second exciting laser pulse. $\varphi_{2,1} = \varphi_2 - \varphi_1$ (φ_2 and φ_1 are the phases of the exciting laser pulses). We assume that both control light pulses have the same phase and pulse area Θ_0 and the beams are homogeneous along their profile. We note that if $\Delta = 0$ and $\varphi_{2,1} = 0$, the Eq. (2) agrees with the solution of the Eq. (1) for the total pulse area $\Theta(z)$.

The goal of Ramsey interferometry is to determine detuning Δ by measuring population $P(\Delta, z, t)$. The fundamental sensitivity of the Ramsey experiment on Δ can be evaluated by estimating Fisher information and the corresponding Cramer-Rao bound [36]. Fisher information for estimating Δ from population measurement at distance L from the beginning of the sample with a subsequent extraction using a maximum likelihood technique is calculated as

$$I(\alpha L, \Delta) = -\frac{\partial^2}{\partial \Delta^2} \log P(\alpha L, \Delta, t_{lim}). \quad (4)$$

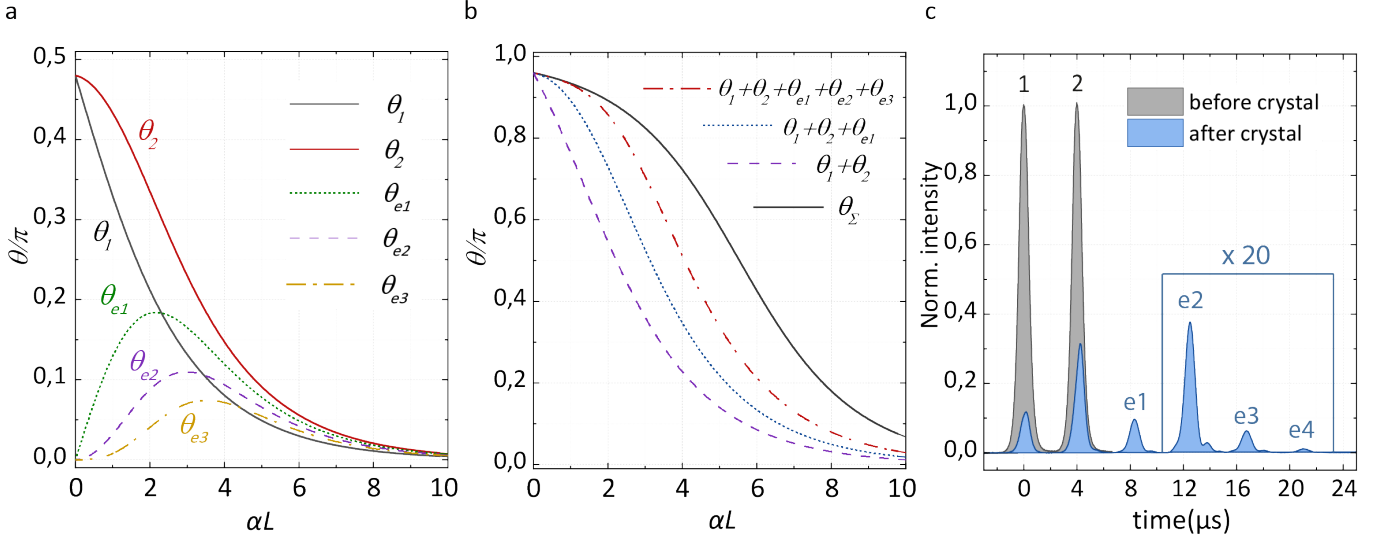


FIG. 2. **a**, dependence of pulse areas of exciting laser pulses $\Theta_1(z)$ (black curve), $\Theta_2(z)$ (red curve), photon echo signals $\Theta_{e1}(z)$ (green dotted curve), $\Theta_{e2}(z)$ (purple dashed curve), $\Theta_{e3}(z)$ (yellow dot-dashed curve) and **b**, their various combined values $\Theta_\Sigma(z)$ (black curve), $\Theta_1(z) + \Theta_2(z)$ (purple dashed curve), $\Theta_1(z) + \Theta_2(z) + \Theta_{e1}(z) + \Theta_{e2}(z) + \Theta_{e3}(z)$ (red dot-dashed curve), on the optical depth of the two-level medium for $\Theta_1(0) = \Theta_2(0) = 0.48\pi$. **c**, Four photon echo signals ($e1, e2, e3$ and $e4$) observed at the output of the sample having optical depth $\alpha L = 2$. Input signals (1, 2) are shown as grey pulses, unabsorbed part of input pulses and 4 echo signals are depicted as blue pulses.

Cramer-Rao bound, being an inverse of the Fisher information, defines an uncertainty (variance) of the parameter estimation around given value. For an ideal $\pi/2$ excitations pulses ($\Theta = \pi/2$) and slow decoherence $T_1, T_2 \gg \tau$, the Cramer-Rao bound of estimating frequency near resonance ($\Delta = 0$) becomes

$$\delta\Delta^2 = 1/I(\alpha L, \Delta) = 4e^{-\alpha L}/\tau^2, \quad (5)$$

The multiplier $(2/\tau)^2$ in Eq.(5) corresponds to the typical width of the Ramsey resonance line, and the second multiplier $e^{-\alpha L}$ describes its exponential narrowing of the resonance of Lorentzian shape with increasing optical depth of the medium (see Supplement, section C).

Atoms with detunings $\Delta = \frac{2\pi n}{\tau}$ with $n = \pm 1, \pm 2, \dots$ are also excited similar to the resonance case with the same linewidths. The exponential narrowing of the excitations in frequency domain can be considered as an analog of linear Beer-Lambert law [37] in the presented highly nonlinear settings. Where instead of exponential decrease in light amplitude with a medium length, the number of excited atoms within the inhomogeneous broadening is exponential decreasing with a medium length $\delta N(z, t) \approx n_0 S^{1/2} \delta z^2 \int d\Delta G(\frac{\Delta}{\Delta_{inh}}) P_{bb}(\Delta, z, t) = n_0 S^{1/2} \delta z^2 \frac{2\pi}{\tau \Delta_{inh}} e^{-(t/T_1 + \alpha z/2)}$, where n_0 is an atomic density, S is the cross section of the laser beams and δz is a diameter of the probe light as illustrated in Fig. 1.

III. EXPERIMENT

We test the prediction of the theory experimentally with $^{167}\text{Er}^{3+}$ ions doped in Y_2SiO_5 crystal. Simplified

scheme of experiment is shown in Fig.1. The two control and probe pulses were resonant to the $^4\text{I}_{15/2} - ^4\text{I}_{13/2}$ optical transition of $^{167}\text{Er}^{3+}$ ions in the Y_2SiO_5 crystal (site 2 [38]) at a magnetic field of $\mathbf{H} = 3.39$ T and a temperature of 1.3 K.

The sources of laser radiation were two tunable single-frequency diode lasers. The first laser was used to form control and weak frequency chirped probe pulses. The population was redistributed between hyperfine sublevels of the ground state in erbium ions [39, 40] by using the second laser. The power of radiation was varied to change the fraction of population redistribution and optical density of the used transition. For more detailed information about the experimental setup, please refer to the supplement, section D.

First, we perform two-pulse photon echo measurements for different optical depths. An example with an optical depth of $\alpha L \approx 2$ and a control pulse area close to $\pi/2$ is depicted in Fig.2 (c). The figure shows the intensities of the exciting laser pulses, the primary signal, and three subsequent echo signals at the medium output. It shows a strong primary echo, and its intensity, along with the two laser pulses, matches well with the calculated values for their pulse areas, considering $I_{1,2,e1} \sim |\Theta_{1,2,e1}|^2$ (see Supplement, section D).

The intensity of the subsequent three echo signals is noticeably weaker than the primary echo, and their behavior is qualitatively consistent with the theoretical predictions depicted in Fig.2a, which, in our opinion, is manifested by an increasing influence of the spatial inhomogeneity of the laser's beam cross-section. The quantitative description of the photon echo signals goes beyond

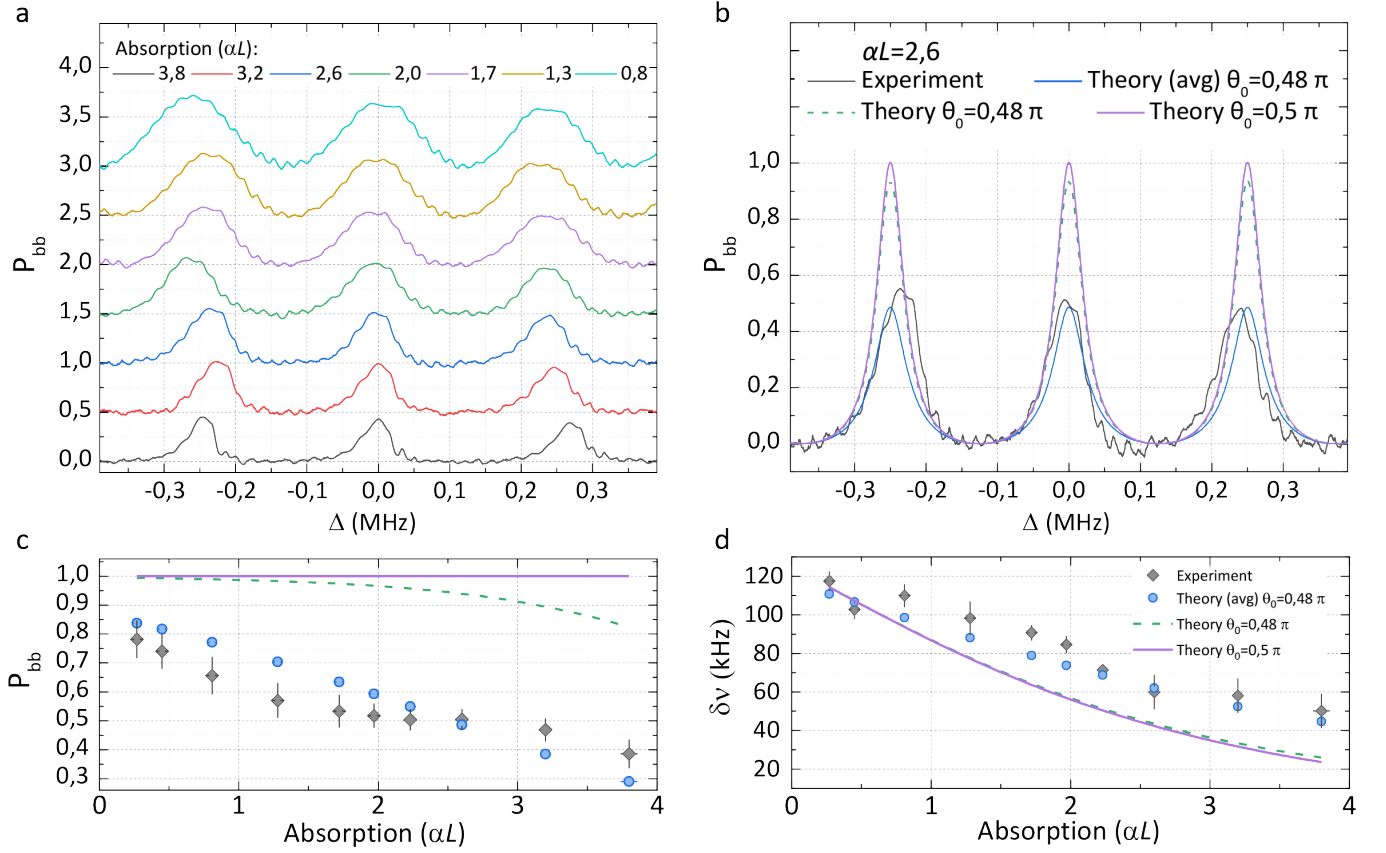


FIG. 3. **a**, experimental spectra of Ramsey fringes measured for different optical depth of resonant transition with offset of 0.5 for clarity. **b**, Ramsey fringes single shot measured for optical depth of 2.6 (black curve), theoretical values for $\Theta = 0.48\pi$ and $\Theta = 0.5\pi$ (green and purple lines, respectively) and theoretical values taking into account the intensity distribution at the intersection of the beams (blue curve) for $\Theta = 0.48\pi$. Peak width $\delta\nu = \frac{1}{2\pi} \delta\omega_R$ (full width at half maximum), **c**, and probability of excitation of atoms P_{bb} at $\Delta = 0$ MHz, **d**, measured for different absorption αL (black diamonds), theoretical values (2) for $\Theta = 0.48\pi$ and $\Theta = 0.5\pi$ (green and purple lines, respectively) and theoretical values taking into account the intensity distribution at the intersection of the beams (blue circles) for $\Theta = 0.48\pi$.

the scope of issues discussed in this paper and will require a separate study.

The observation of multi-pulse echoes is in itself a harbinger of the appearance of Ramsey fringes deep in the medium. The Ramsey fringes were excited by two control pulses with input pulse areas $\Theta_1 = \Theta_2 \equiv \Theta_0 = 0.48\pi$, temporal duration $\delta t_s = 0.9 \mu s$, and the delay time between the pulses $\tau = 4 \mu s$. At the beginning, test experiments were carried out, in which stable control of the formation of Ramsey fringes were demonstrated depending on the phase difference $\varphi_{2,1}$ of the control fields (see Supplement, section D). The experiments are done with optical depths ranging between 0.8 and 3.8, as seen in Fig. 3, which clearly shows more than 2.4-fold narrowing of Ramsey resonance with an increase of the optical depth.

A comparison of the experimental and theoretical data of the width of the central peak of the fringes $\delta\nu = \delta\omega_R/2\pi$ and excitation probability (2) of atoms $P_{bb}(0, \alpha L, t)$ are shown in Fig. 3 (a,b), where $t \ll T_1$. Figure 3 (a) also shows the experimental dependence of

the spectral width $\delta\nu$ on the optical depth αL . The theoretical plot corresponding to the experimental data is also presented in Fig. 3 (b), which was calculated using Eq. (2), taking into account the inhomogeneity due to the Gaussian profile of the exciting laser's beam (details of calculations are presented in the Supplement, section E). For comparison, the Fig. 3 (b) also shows an analytical solution neglecting the spatial heterogeneity of used laser pulses. The presented graphs clearly demonstrate a good agreement between the theoretical description and the experimentally observed narrowing of the Ramsey resonance lines. Figure 3 (c) shows the experimental dependence and two theoretical graphs describing the behavior of the amplitudes of the Ramsey resonance lines for different optical depths. The experimental dependence also agrees well with the theoretical dependence, which takes into account the inhomogeneous spatial behavior of the intensity of laser fields. Comparing the theoretical curves of Fig. 3 (c) and (d), we see that the spatial heterogeneity of the intensity of laser pulses in the beam cross-section has a stronger negative effect on the amplitude of the

lines than on their width.

IV. DISCUSSION AND CONCLUSION

The demonstrated mechanism of narrowing of Ramsey resonance lines uses nonlinear coherent interaction of multi pulse radiation with a inhomogeneously broadened resonant medium. Strong line narrowing occurs as a result of spectral manifestation of the SIT effect in the generation of multiple photon echo signals and their impact on atoms in the optically depth medium. The most surprising thing is not only the appearance of resonant Ramsey lines at a large optical depth of the medium, but a strong decrease in the spectral width of these lines. It appears that in the depth of the medium, photon echo signals form a light field with extremely narrow spectral components. Exponentially powerful mechanism of the line narrowing opens a way for extracting and detecting ultra-narrow lines within inhomogeneous broadening of the resonance transition.

The proposed approach seems especially promising for enhancing sensitivity in solid-state clocks based on nuclear transitions. Recent studies on the spectroscopy of the nuclear transition in ^{229m}Th thorium isomer doped into a CaF_2 crystal found its resonant transitions around 148 nm, with a lifetime of about 640 seconds and a broadening of 4 kHz [41]. The results are in qualitative agreement with theoretical calculations predicting a radiation-limited homogeneous linewidth of transition on the order of 10^{-3} Hz, while the inhomogeneous broadening due to magnetic interaction with nearby nuclear spins is expected on the order of 100 Hz [42]. The ratio of inhomogeneous to homogeneous broadening of $\sim 10^5$ replicates settings of our experiments. A high enough optical depth promises achieving a precision in Ramsey interferometry that is limited only by the homogeneous linewidth, potentially leading to a record clock precision. For example, the linewidth reduction will be 148 times according to Eq. (5) when using samples with an optical depth of 10.

Creation of a sample with high optical depth could be a challenging task on its own. It's known, that placing a linear medium inside a resonator could increase its effective optical depth due to light passing multiple times through the medium. Generation of cascaded echo signals by placing the atomic medium in a high-Q resonator

were recently demonstrated [32, 33, 43, 44]. Investigation of narrow Ramsey resonances under these conditions could potentially open a way for increasing precision but would require a significant development of theory and experiments.

At high enough optical depth, e.g. in rare-earth ions doped stoichiometric crystals [45], the narrowing mechanism predicts Ramsey line containing less than one atom. In this case, the continuum macroscopic model of the Maxwell-Bloch equations may turn out to be invalid and a significant generalization of the solution (3) obtained by the inverse scattering method may be required. It may be possible that additional relatively weak interactions may limit the predicted narrowing of Ramsey resonance. For example, it is of interest to consider the effect of the nonlinear frequency shift of the atomic transition caused by laser fields.

Extra modification can be considered to tackle limitation due to the field induced shifts. For example, our model can be extended for Hyper-Ramsey schemes that are promising for suppressing field induced frequency shifts [46–48]. The Hyper-Ramsey scheme uses multiple interrogation pulses with individual pulse being tailored with frequency, duration and phase. The extension of our method is straightforward, the only condition is to keep the total pulse area of the pulses at the entrance to the medium close to π . Achieving the highest line narrowing is possible when generating a large number of multiple echo signals, which would require taking into account the effect of atomic phase relaxation in the interval between exposure to light pulses.

Thus, our results demonstrate how high optical depth can lead to the emergence of exponential enhancements in frequency sensitivity in Ramsey interferometry. The work inspires consideration of new regimes of light-matter interaction for metrology and sensing. Media with high optical depth opens up new opportunities for the creation of ultra-precise optical clocks with applications ranging from fundamental physics to high resolution spectroscopy [49].

V. ACKNOWLEDGMENTS

This research was supported by Ministry of Education and Science of the Russian Federation (Reg. number NIOKTR 125012300688-6).

-
- [1] N. F. Ramsey, A new molecular beam resonance method, *Phys. Rev.* **76**, 996 (1949).
 - [2] N. F. Ramsey, Resonance experiments in successive oscillatory fields, *Review of Scientific Instruments* **28**, 57 (1957).
 - [3] N. F. Ramsey, Experiments with separated oscillatory fields and hydrogen masers, *Rev. Mod. Phys.* **62**, 541 (1990).
 - [4] Y. V. Baklanov, B. Y. Dubetsky, and V. P. Chebotayev, Non-linear Ramsey resonance in the optical region, *Applied physics* **9**, 171 (1976).
 - [5] J. C. Bergquist, S. A. Lee, and J. L. Hall, Saturated Absorption with Spatially Separated Laser Fields: Observation of Optical "Ramsey" Fringes, *Phys. Rev. Lett.* **38**, 159 (1977).

- [6] C. J. Bordé, C. Salomon, S. Avrillier, A. van Lerberghe, C. Bréant, D. Bassi, and G. Scoles, Optical Ramsey fringes with traveling waves, *Phys. Rev. A* **30**, 1836 (1984).
- [7] M. Schioppo, R. C. Brown, W. F. McGrew, N. Hinkley, R. J. Fasano, K. Beloy, T. H. Yoon, G. Milani, D. Nicolodi, J. A. Sherman, N. B. Phillips, C. W. Oates, and A. D. Ludlow, Ultrastable optical clock with two cold-atom ensembles, *Nature Photonics* **11**, 48 (2017).
- [8] T. Bothwell, D. Kedar, E. Oelker, J. M. Robinson, S. L. Bromley, W. L. Tew, J. Ye, and C. J. Kennedy, Jila sri optical lattice clock with uncertainty of 2.0×10^{-18} , *Metrologia* **56**, 065004 (2019).
- [9] A. D. Ludlow, M. M. Boyd, J. Ye, E. Peik, and P. O. Schmidt, Optical atomic clocks, *Rev. Mod. Phys.* **87**, 637 (2015).
- [10] M. G. Kozlov, M. S. Safronova, J. R. Crespo López-Urrutia, and P. O. Schmidt, Highly charged ions: Optical clocks and applications in fundamental physics, *Rev. Mod. Phys.* **90**, 045005 (2018).
- [11] T. Bothwell, C. J. Kennedy, A. Aepli, D. Kedar, E. Robinson, John M. and Oelker, A. Staron, and J. Ye, Resolving the gravitational redshift across a millimetre-scale atomic sample, *Nature* **602**, 420 (2022).
- [12] N. Werren, E. M. Gauger, and P. Kirton, A quantum model of lasing without inversion, *New J. Phys.* **24**, 093027 (2022), arXiv:2201.13368.
- [13] M. Richter, M. Lytova, F. Morales, S. Haessler, O. Smirnova, M. Spanner, and M. Ivanov, Rotational quantum beat lasing without inversion, *Optica* **7**, 586 (2020), arXiv:2001.08081.
- [14] K.-I. Chu, X.-C. Lu, K.-H. Chiang, Y.-H. Lin, C.-D. Chen, I. A. Yu, W.-T. Liao, and Y.-F. Chen, Slow and stored light via electromagnetically induced transparency using a Λ -type superconducting artificial atom, *Phys. Rev. Res.* **7**, L012015 (2025).
- [15] M. Hain, N. Stewen, and T. Halfmann, Light storage by electromagnetically induced transparency for one second at the level of a single photon in $\text{Pr}^{3+}:\text{Y}_2\text{SiO}_5$ prepared with multiple frequency ensembles, *New J. Phys.* **27**, 023029 (2025).
- [16] A. V. Andreev, V. I. Emel'yanov, and Y. A. Il'inskiĭ, Collective spontaneous emission (Dicke superradiance), *Soviet Physics Uspekhi* **23**, 493 (1980).
- [17] V. V. Kocharovskiy, V. Zheleznyakov, E. R. Kocharovskaya, and V. V. Kocharovskiy, Superradiance: the principles of generation and implementation in lasers, *Uspekhi Fiz. Nauk* **187**, 367 (2017).
- [18] S. L. McCall and E. L. Hahn, Self-induced transparency by pulsed coherent light, *Phys. Rev. Lett.* **18**, 908 (1967).
- [19] G. L. Lamb, *Elements of soliton theory*, Pure And Applied Mathematics (A Wiley-Interscience Series of Texts, Monographs & Tracts) (Wiley-Interscience, New York, 1980).
- [20] A. Maimistov, A. Basharov, S. Elyutin, and Y. Sklyarov, Present state of self-induced transparency theory, *Physics Reports* **191**, 1 (1990).
- [21] A. I. Lvovsky, B. C. Sanders, and W. Tittel, Optical quantum memory, *Nature Photonics* **3**, 706 (2009), arXiv:arXiv:1002.4659v3.
- [22] W. Tittel, M. Afzelius, T. Chanelière, R. Cone, S. Kröll, S. Moiseev, and M. Sellars, Photon-echo quantum memory in solid state systems, *Laser and Photonics Reviews* **4**, 244 (2009).
- [23] K. Heshami, D. G. England, P. C. Humphreys, P. J. Bustard, V. M. Acosta, J. Nunn, and B. J. Sussman, Quantum memories: emerging applications and recent advances, *Journal of Modern Optics* **63**, 2005 (2016), arXiv:1511.04018.
- [24] T. Chanelière, G. Hétet, and N. Sangouard, Chapter two - quantum optical memory protocols in atomic ensembles, in *Advances In Atomic, Molecular, and Optical Physics*, Vol. 67, edited by E. Arimondo, L. F. DiMauro, and S. F. Yelin (Academic Press, 2018) pp. 77–150.
- [25] M. Guo, S. Liu, W. Sun, M. Ren, F. Wang, and M. Zhong, Rare-earth quantum memories: The experimental status quo, *Frontiers of Physics* **18**, 21303 (2023).
- [26] Z. Zhou, C. Liu, C. Li, G. Guo, D. Oblak, M. Lei, A. Faraon, M. Mazzer, and H. de Riedmatten, Photonic Integrated Quantum Memory in Rare-Earth Doped Solids, *Laser Photon. Rev.* **17**, 1 (2023).
- [27] G. V. Voloshin, K. A. Barantsev, E. N. Popov, and A. N. Litvinov, The Effect of the Hyperfine Structure of an Excited Level on the Shape of the Coherent Population Trapping Resonance under Ramsey Interrogation in an Optically Dense Medium, *Journal of Experimental and Theoretical Physics* **129**, 1 (2019).
- [28] G. Voloshin, K. Barantsev, and A. Litvinov, Line shape and light shift of coherent population trapping resonance under Ramsey interrogation in 'hot' atoms in an optically dense medium, *Quantum Electronics* **52**, 108 (2022).
- [29] F. Arecchi and R. Bonifacio, Theory of optical maser amplifiers, *IEEE Journal of Quantum Electronics* **1**, 169 (1965).
- [30] S. L. McCall and E. L. Hahn, Self-induced transparency, *Physical Review* **183**, 457 (1969).
- [31] L. Allen and J. Eberly, *Optical Resonance and Two-level Atoms*, Dover books on physics and chemistry (Dover, 1975) p. 256.
- [32] S. Weichselbaumer, M. Zens, C. W. Zollitsch, M. S. Brandt, S. Rotter, R. Gross, and H. Huebl, Echo trains in pulsed electron spin resonance of a strongly coupled spin ensemble, *Phys. Rev. Lett.* **125**, 137701 (2020).
- [33] K. Debnath, G. Dold, J. J. L. Morton, and K. Mølmer, Self-stimulated pulse echo trains from inhomogeneously broadened spin ensembles, *Phys. Rev. Lett.* **125**, 137702 (2020).
- [34] S. A. Moiseev, M. Sabooni, and R. V. Urmancheev, Photon echoes in optically dense media, *Phys. Rev. Research* **2**, 012026 (2020).
- [35] M. J. Ablowitz, D. J. Kaup, and A. C. Newell, Coherent pulse propagation, a dispersive, irreversible phenomenon, *Journal of Mathematical Physics* **15**, 1852 (1974).
- [36] B. R. Frieden, *Physics from Fisher information: a unification* (Cambridge University Press, 1998).
- [37] Beer, Bestimmung der absorption des rothen lichts in farbigen flüssigkeiten, *Annalen der Physik* **162**, 78 (1852).
- [38] T. Böttger, Y. Sun, C. W. Thiel, and R. L. Cone, Spectroscopy and dynamics of $\text{Er}^{3+}:\text{Y}_2\text{SiO}_5$ at 1.5 μm , *Phys. Rev. B* **74**, 075107 (2006).
- [39] M. Rančić, M. P. Hedges, R. L. Ahlefeldt, and M. J. Sellars, Coherence time of over a second in a telecom-compatible quantum memory storage material, *Nat. Phys.* **14**, 50 (2018), arXiv:1611.04315.
- [40] M. M. Minnegaliev, K. I. Gerasimov, and S. A. Moiseev, Implementation of a Quantum Memory Protocol Based on the Revival of Silenced Echo in Orthogonal Geometry at the Telecommunication Wavelength, *JETP Letters*

- 117**, 865 (2023).
- [41] C. Zhang, T. Ooi, J. S. Higgins, J. F. Doyle, L. von der Wense, K. Beeks, A. Leitner, G. A. Kazakov, P. Li, P. G. Thirolf, T. Schumm, and J. Ye, Frequency ratio of the ^{229m}Th nuclear isomeric transition and the ^{87}Sr atomic clock, *Nature* **633**, 63 (2024).
 - [42] G. A. Kazakov, A. N. Litvinov, V. I. Romanenko, L. P. Yatsenko, A. V. Romanenko, M. Schreidl, G. Winkler, and T. Schumm, Performance of a ^{229}Th solid-state nuclear clock, *New Journal of Physics* **14**, 083019 (2012).
 - [43] S. A. Moiseev and R. V. Urmanceev, Photon/spin echo in a Fabry–Perot cavity, *Opt. Lett.* **47**, 3812 (2022).
 - [44] S. A. Moiseev and R. V. Urmanceev, Photon echo in a ring cavity: pulse area approach, *J. Opt. Soc. Am. B* **42**, 1001 (2025).
 - [45] R. L. Ahlefeldt, M. R. Hush, and M. J. Sellars, Ultranarrow Optical Inhomogeneous Linewidth in a Stoichiometric Rare-Earth Crystal, *Phys. Rev. Lett.* **117**, 250504 (2016).
 - [46] V. I. Yudin, A. V. Taichenachev, C. W. Oates, Z. W. Barber, N. D. Lemke, A. D. Ludlow, U. Sterr, C. Lisdat, and F. Riehle, Hyper-Ramsey spectroscopy of optical clock transitions, *Phys. Rev. A* **82**, 011804 (2010).
 - [47] N. Huntemann, B. Lipphardt, M. Okhapkin, C. Tamm, E. Peik, A. V. Taichenachev, and V. I. Yudin, Generalized Ramsey Excitation Scheme with Suppressed Light Shift, *Phys. Rev. Lett.* **109**, 213002 (2012).
 - [48] T. Zanon-Willette, R. Lefevre, R. Metzdorff, N. Sillitoe, S. Almonacil, M. Minissale, E. de Clercq, A. V. Taichenachev, V. I. Yudin, and E. Arimondo, Composite laser-pulses spectroscopy for high-accuracy optical clocks: a review of recent progress and perspectives, *Reports on Progress in Physics* **81**, 94401 (2018).
 - [49] E. Peik, T. Schumm, M. S. Safronova, A. Pálffy, J. Weitenberg, and P. G. Thirolf, Nuclear clocks for testing fundamental physics, *Quantum Science and Technology* **6**, 034002 (2021).