

SciCUEval: A Comprehensive Dataset for Evaluating Scientific Context Understanding in Large Language Models

Jing Yu^{1,2*}, Yuqi Tang^{3*}, Kehua Feng^{1,4}, Mingyang Rao^{1,4}, Lei Liang⁵, Zhiqiang Zhang⁵, Mengshu Sun⁵,
Wen Zhang⁴, Qiang Zhang³, Keyan Ding^{1†}, Huajun Chen^{1,4†}

¹ZJU-Hangzhou Global Scientific and Technological Innovation Center, Zhejiang University

²The Polytechnic Institute, Zhejiang University ³ZJU-UIUC, Zhejiang University

⁴College of Computer Science and Technology, Zhejiang University

⁵AntGroup

{yujing17, dingkeyan, huajunsir}@zju.edu.cn

Abstract

Large Language Models (LLMs) have shown impressive capabilities in contextual understanding and reasoning. However, evaluating their performance across diverse scientific domains remains underexplored, as existing benchmarks primarily focus on general domains and fail to capture the intricate complexity of scientific data. To bridge this gap, we construct **SciCUEval**, a comprehensive benchmark dataset tailored to assess the scientific context understanding capability of LLMs. It comprises ten domain-specific sub-datasets spanning biology, chemistry, physics, biomedicine, and materials science, integrating diverse data modalities including structured tables, knowledge graphs, and unstructured texts. SciCUEval systematically evaluates four core competencies: *Relevant information identification*, *Information-absence detection*, *Multi-source information integration*, and *Context-aware inference*, through a variety of question formats. We conduct extensive evaluations of state-of-the-art LLMs on SciCUEval, providing a fine-grained analysis of their strengths and limitations in scientific context understanding, and offering valuable insights for the future development of scientific-domain LLMs.

1 Introduction

Large Language Models (LLMs) have demonstrated strong capabilities in natural language understanding, reasoning, and generation across a wide range of general-domain tasks (Bai et al., 2023a; OpenAI et al., 2024; Dubey et al., 2024; Qwen et al., 2025). However, their application to scientific domains remains challenging due to the unique characteristics of scientific language and knowledge. Scientific texts are often dense with technical terminology, implicit assumptions, multi-modal data representations, and tightly interlinked

concepts that require deeper contextual comprehension (Beltagy et al., 2019; Mann et al., 2020).

Existing LLM benchmarks in scientific domains (Chen et al., 2025; Sun et al., 2024; Feng et al., 2024; Saikh et al., 2022; Pedersen et al., 2020; Rubungo et al., 2024; Jiang et al., 2025) primarily focus on direct question-answering tasks, offering limited insight into how well LLMs perform in scientific context understanding, particularly for *noisy* and *lengthy* contexts. Additionally, they often neglect the heterogeneous and structured nature of scientific data, which can span textual descriptions, relational graphs (Talmor and Berant, 2018; He et al., 2024), and tabular datasets (Fang et al., 2024). In contrast, robust scientific context understanding demands precise information extraction, the ability to identify gaps or missing elements in context, and the integration of multiple evidence sources to support accurate conclusions.

To address this gap, we introduce SciCUEval, a comprehensive benchmark dataset designed to rigorously evaluate the scientific context understanding capabilities of LLMs. As shown in Figure 1, SciCUEval spans ten domain-specific sub-datasets covering diverse disciplines such as biology, chemistry, physics, biomedicine, and materials science. Each subset incorporates rich external knowledge in multiple forms (structured tables, semi-structured knowledge graphs, and unstructured scientific texts) to represent the data modalities commonly encountered in scientific research.

SciCUEval targets four core competencies essential for scientific understanding: (1) Relevant Information Identification that locate and extract relevant information from complex and lengthy inputs; (2) Information-Absence Detection that recognize missing, ambiguous, or incomplete contextual elements; (3) Multi-source Information Integration that aggregate and compare information from diverse sources; and (4) Context-Aware Inference that deduce accurate conclusions grounded in sci-

*Equal contribution.

†Corresponding authors.

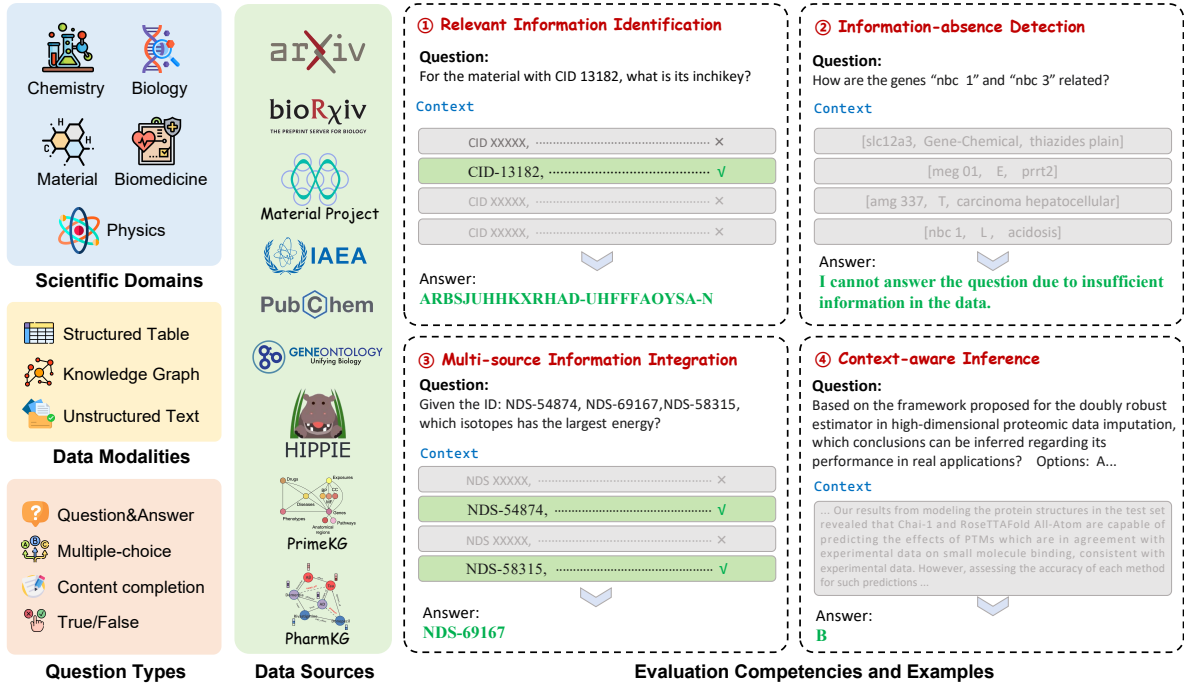


Figure 1: Overview of the SciCUEval dataset. It spans five scientific domains, supports three data modalities (structured tables, knowledge graphs, and unstructured text), and includes four question types. Data are collected from high-quality scientific sources. The dataset enables evaluation across four key competencies: (1) relevant information identification, (2) information-absence detection, (3) multi-source information integration, and (4) context-aware inference.

entific contexts. These competencies are evaluated using diverse question types, including open-ended Q&A, multiple-choice, content completion, and true/false validation.

The contributions of this paper are summarized as follows:

- **Establishing a scientific context understanding benchmark:** We establish a benchmark to evaluate context understanding capabilities of LLMs in scientific domains, serving as a standardized evaluation suite for assessing LLMs’ capabilities in identifying, detecting, integrating, and reasoning over scientific contexts.
- **Constructing a diverse set of domain-specific context understanding datasets:** We construct ten sub-datasets across multiple disciplines, encompassing various data modalities and a wide range of question types to ensure comprehensive evaluation.
- **Extensive evaluation and analysis of LLMs:** We systematically evaluate and analyze the performance of various state-of-the-art LLMs on SciCUEval, highlighting their strengths and limitations, and offering insights for improvement.

2 Backgrounds and Related Works

Context Understanding Tasks Large language models (LLMs) have demonstrated remarkable capabilities in context understanding (Huang et al., 2023; Dong et al., 2022). This paradigm allows LLMs to adapt flexibly to new external knowledge without requiring additional fine-tuning or retraining (Lewis et al., 2020; Liu et al., 2024). Importantly, LLMs have shown strong performance across a wide range of domains when equipped with additional context. Furthermore, in-context learning strengthens LLMs’ transparency by firmly establishing their arguments in the documents that were obtained (Mialon et al., 2023; Xiong et al., 2024). However, despite its potential, context understanding remains sensitive to prompt design and the quality of the provided context. It also demands that the model possess a robust ability to process and comprehend long texts. In this study, we systematically investigate the robustness and effectiveness of LLMs for context understanding in diverse scientific domains.

Context Understanding Benchmarks The development of robust and comprehensive benchmarks for evaluating long context understanding

Table 1: Comparison of SciCUEval with existing benchmark datasets. Question Types: QA (Question Answering), MCQ (Multiple Choice Question), T/F (True/False Question), and CC(Cloze Completion).

Datasets	Contexts	Domains	Data Modalities	Question Types	Evaluation Competencies	# Nums
LongICLBench (Li et al., 2024)	✓	General	Text	QA	Identification	2,618
LongBench (Bai et al., 2023b)	✓	General, Code	Text	QA	Identification, Integration	4,750
LongBench V2 (Bai et al., 2024)	✓	General, Law, Finance	Text	MCQ	Identification, Integration, Inference	503
RGB(Chen et al., 2024)	✓	General	Text	QA	Identification, Detec., Integration, Inference	1,000
ChemLit-QA (Wellawatte et al., 2025)	✓	Chemistry	Text	QA	Identification, Detec., Inference	1,054
CHEMRAG-BENCH (Zhong et al., 2025)	×	Chemistry	Text	QA, MCQ	Identification, Inference	1,932
SciCUEval	✓	Comprehensive Science	Text, Table, KG	QA, MCQ, T/F, CC	Identification, Detec., Integration, Inference	11,343

has gained increasing attention in recent research (Li et al., 2024; Liu et al., 2024; Bai et al., 2023b; Zhang et al., 2024c; Wu et al., 2025; Chen et al., 2020, 2021). For instance, LongICLBench (Li et al., 2024) evaluates the long in-context learning capabilities of large language models across various domains, including emotion classification, intent detection, relation extraction, and named entity recognition. RepoQA (Liu et al., 2024) evaluates LLMs’ long-context code understanding ability. LongBench (Bai et al., 2023b) and LongBench-V2 (Bai et al., 2024) are comprehensive benchmarks for evaluating long-context understanding and reason across domains including law, finance, literature, news, and code. In the scientific domain, ChemLit-QA (Wellawatte et al., 2025) is a chemistry dataset of question-answer-context triplets. CHEMRAG-BENCH (Zhong et al., 2025) benchmarks retrieval-augmented generation (RAG) in chemistry by dynamically retrieving relevant contexts for each question from shared, large-scale corpora. However, there is still a lack of scientific context understanding datasets that cover multiple disciplines, modalities, and capabilities. To fill this gap, this work introduces a comprehensive dataset for evaluating the scientific context understanding capability of LLMs.

3 Datasets

This section presents the dataset construction process in SciCUEval, which involves formulating evaluation competencies, collecting scientific data, generating questions and answers, and conducting rigorous verification.

3.1 Evaluation Competencies

Inspired by the ability definition in (Chen et al., 2024), we formulate four capabilities essential for evaluating LLMs in scientific contexts:

- **Relevant Information Identification:** LLMs must effectively distinguish between relevant information and extraneous noise within complex

scientific contexts. In real-world scenarios, scientific data often contains contextually related but non-essential information. Robust models should be able to filter out such noise to ensure accurate understanding and responses.

- **Information-absence Detection:** The ability to abstain from responding when all contextual data is irrelevant or unreliable. Scientific queries often require precise evidence, and when no valid information is present in the context, LLMs should refrain from generating speculative or hallucinated responses.
- **Multi-source Information Integration:** Scientific queries often require synthesizing data from multiple sources. LLMs must aggregate and compare information across different contextual segments to generate precise and contextually grounded answers.
- **Context-aware Inference:** The capability to perform logical inference based on context. Since context in scientific domains may be fragmented or incomplete, LLMs need to analyze relationships, deduce implicit knowledge, and generate accurate answers.

These four competencies form the foundation of SciCUEval and provide a systematic evaluation framework for context understanding in scientific domains.

3.2 Source Data Collection

Scientific Domains To evaluate LLMs in scientific contexts comprehensively, we curate data from diverse scientific domains, including Biology, Chemistry, Physics, Biomedicine, and Materials Science. These disciplines are fundamental to modern science, encompassing a wide range of knowledge from theoretical principles to experimental data, ensuring a broad and representative assessment of long-context understanding capabilities in scientific applications.

Data Modalities To support a broad evaluation of scientific context understanding capabilities, we consider three distinct data modalities: (1) Unstructured Text, (2) Structured Tables, and (3) Semi-structured Knowledge Graphs (KGs). Each modality presents unique challenges, enabling a holistic assessment of LLMs’ retrieval, synthesis, reasoning, and integration capabilities in scientific domains.

Specifically, unstructured text corpora consist of scientific literature, allowing LLMs to retrieve, synthesize, and infer domain knowledge from textual sources. We collect thousands of recent research papers and experimental protocols from open-access repositories such as arXiv. Structured tables contain numerical and categorical data, testing LLMs’ capacity to interpret structured knowledge, recognize contextual dependencies, and perform quantitative reasoning. We collect nuclear data from IAEA¹, material properties from Material Project², and molecular and protein properties from PubChem³. Knowledge graphs encode scientific knowledge as interconnected entities and relational networks, enabling the assessment of LLMs’ abilities in relational inference, hierarchical knowledge traversal, and cross-domain knowledge synthesis. We collect well-established scientific KGs, including Gene Ontology⁴ for gene-function relationships, HIPPIE (Alanis-Lobato et al., 2016) for protein-protein interactions, PharmKG (Zheng et al., 2021) for drug-target interactions, and PrimeKG (Chandak et al., 2023) for clinical entity relationships.

3.3 Data Generation

Building on the collected source data, we construct corresponding datasets tailored to assess the proposed four competencies outlined in Sec. 3.1. The data generation pipeline is illustrated in Figure 2, which involves (1) question generation, (2) noise injection, and (3) quality control.

Question Generation We first sample a subset of texts, table rows, or KG triples from the full databases,

$$\mathcal{D} = \{d_i \mid d_i = \phi(\mathcal{S}), i = 1, 2, \dots, N\}, \quad (1)$$

where \mathcal{S} denote the large-scale scientific data source, and ϕ is the sampling operation. d_i is a

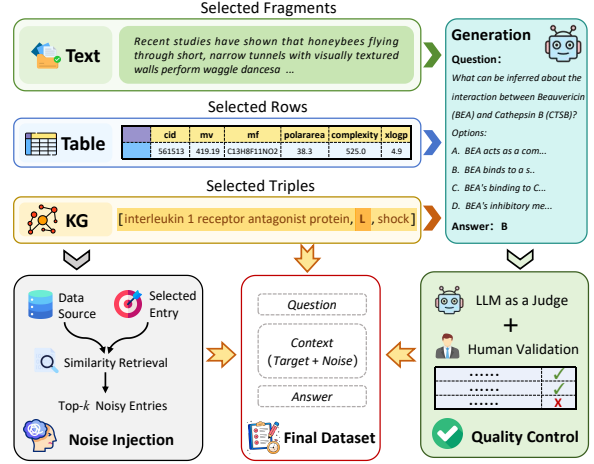


Figure 2: Illustration of data generation pipeline in SciCUEval, mainly consisting of question generation, noise injection, and quality control.

single data record or a small set of related entries. Given each selected data unit d_i , the question generation process is defined as:

$$(q_i, a_i) = f_{\text{LLM}}(p \oplus d_i), \quad (2)$$

where p is a manually designed prompt, and \oplus denotes string concatenation. f_{LLM} represents the LLM that generates semantically diverse and contextually relevant questions q_i and corresponding answers a_i based on d_i . For each evaluation competency, we craft the prompt to ensure the questions are reasonable and aligned with the required competencies. The detailed prompts are provided in Appendix B. These generated questions span various formats, including Q&A, multiple-choice, content completion, and true/false validation, offering a robust assessment of context understanding abilities.

Noise Injection Following question generation, we extract noisy information from the source data and inject them into the context. Specifically, we inject semantically similar yet unrelated entries into the context using an embedding-based similarity search. Formally, each sample before noise injection is denoted as $x_i = (q_i, a_i, d_i)$. To select distractor entries, we first compute embeddings for all candidate entries in the dataset \mathcal{D} using Sentence-BERT (Reimers and Gurevych, 2019).

$$\mathbf{h}_{d_j} = f_{\text{S-BERT}}(d_j), \quad \forall d_j \in \mathcal{D}, \quad (3)$$

where $f_{\text{S-BERT}}$ denotes the embedding function. We then employ the cosine similarity to efficiently retrieve the Top- k entries most similar to the se-

¹<https://www-nds.iaea.org>

²<https://next-gen.materialsproject.org>

³<https://pubchem.ncbi.nlm.nih.gov>

⁴<https://geneontology.org>

Table 2: Statistic of the SciCUEval dataset, which comprises ten sub-datasets derived from diverse scientific data. The detailed data sources are listed in Appendix E.

Sub-dataset	Domain	Source	Modality	#Info. Ident.	# Abs. Detec.	# Info. Integ.	# Con. Infer.	# Total
MatText	Materials	arXiv	Text	216	146	222	356	940
BioText	Biology	Biorxiv	Text	236	97	318	317	968
MatTab	Materials	Material Project	Table	299	150	287	200	936
IaeaTab	Physics	IAEA	Table	442	222	286	180	1130
ProtTab	Biology	Pubchem	Table	496	249	327	180	1252
MolTab	Chemistry	Pubchem	Table	516	259	350	180	1305
GoKG	Biology	Gene Ontology	KG	507	254	239	180	1180
HipKG	Biology	HIPPIE	KG	470	236	319	140	1165
PhaKG	Biomedicine	PharmKG	KG	512	256	281	168	1217
PriKG	Biomedicine	PrimeKG	KG	410	205	382	253	1250

lected entry d_i :

$$\mathcal{N}_i = \text{Top-}k \text{ sim}(\mathbf{h}_{d_i}, \mathbf{h}_{d_j}), \quad (4)$$

$$d_j \in \mathcal{D} \setminus \{d_i\}$$

where $\text{sim}(\cdot, \cdot)$ denotes the cosine similarity between embedding vectors. The final sample after noise injection is represented as $\tilde{x}_i = (q_i, a_i, d_i \oplus \mathcal{N}_i)$, where \mathcal{N}_i contains the k selected distractor entries used to augment the context. We sample $k \in [200, 300]$ for structured tables and KGs, and set $k = 5$ for unstructured text.

Through this approach, the injected noise closely mimics the type of confusing or misleading information that LLMs may encounter in practice, ensuring the benchmark dataset remains both challenging and realistic.

Quality Control To maintain the rigor of the constructed dataset, we implement a two-stage verification process to ensure data quality:

- *LLM as a Judge.* we used advanced LLMs (e.g., GPT-4o) as automated evaluators to check if each answer is directly extractable or logically deducible from the provided context, using a clear prompt. Only instances marked "Yes" were kept.
- *Human Expert Validation.* Domain experts then manually reviewed the filtered data based on three aspects: (1) whether the question tests the intended competency, (2) whether the question is expressed clearly and logically, and (3) whether the answer is fully supported by contexts and factually correct. Only instances that received a "Yes" for all three criteria were accepted.

As a result, 90.83% of instances in our dataset met the high-quality criteria. Detailed information about data quality control can be found in Appendix C.

3.4 The Final Dataset

Based on the data collection, generation, and quality control processes described above, we construct the final SciCUEval dataset, encompassing ten distinct sub-datasets (two unstructured text datasets, four structured table datasets, and four knowledge graph datasets), covering diverse scientific fields. Each sub-dataset contains approximately a thousand high-quality questions, leading to a total of 11,343 questions across the entire dataset. An overview of the dataset composition is presented in Table 2, summarizing the scientific data source, modality, and question distribution for each sub-dataset. Additionally, representative examples are provided in Appendix D.

4 Experiments

In this section, we evaluate the performance of various LLMs on SciCUEval, and provide a thorough analysis of their capabilities in understanding scientific contexts.

4.1 Experimental Setup

Models We select 18 advanced LLMs, including 3 proprietary models (GPT-4o (OpenAI et al., 2024), Claude-3.5-Sonnet (Anthropic, 2024), GPT-4o-mini), 11 open-source general-purpose models (DeepSeek-V3 (DeepSeek-AI et al., 2024), DeepSeek-R1 (Guo et al., 2025), Qwen2.5-7B-Instruct (Qwen et al., 2025), Qwen3-8B (with explicit thinking) (Yang et al., 2025), Llama3.1-8B-Instruct, Llama3.1-70B-Instruct (Dubey et al., 2024), Llama-4-Maverick-17B-128E-Instruct, Llama-4-Scout-17B-16E-Instruct (Meta, 2025), Ministral-8B-Instruct (Jiang et al., 2023), GLM4-9B-Chat (GLM et al., 2024), Gemma2-9B-it (Team et al., 2024), 4 open-source scientific-domain models (SciGLM-6B (Zhang et al., 2024a), LlaSMol-Mistral-7B (Yu et al.,

Table 3: Performance of LLMs across ten sub-datasets on SciCUEval. Underline results indicate the best results among all models. **Bold results** indicate the best results in each category.

Models	MatTab	IaeaTab	MolTab	ProtTab	PhaKG	PriKG	HipKG	GoKG	BioText	MatText	Overall
GPT-4o	68.79	56.55	55.79	52.64	55.71	54.80	68.50	74.32	79.03	64.57	61.52
GPT-4o-mini	40.71	38.85	46.67	44.57	40.59	52.64	65.20	73.14	79.24	65.00	54.57
Claude-3.5-Sonnet	48.48	42.03	67.91	52.22	50.94	45.96	75.78	84.07	58.06	61.49	59.20
DeepSeek-R1	73.71	71.89	74.69	72.44	58.66	58.20	69.66	79.18	74.79	63.09	69.72
Qwen3-8B	63.14	59.20	70.80	69.33	55.16	54.48	74.68	73.98	69.73	55.11	64.69
DeepSeek-V3	56.62	54.07	59.85	52.08	52.18	51.92	63.42	72.29	66.74	45.31	57.50
Llama4-Maverick	46.47	47.79	48.20	43.61	48.32	49.28	64.81	72.71	63.02	54.15	53.65
Llama4-Scout	48.93	47.70	46.90	46.17	39.77	48.08	59.57	66.27	61.88	48.51	51.16
Llama3.1-70B-it	38.25	39.73	44.44	41.29	44.70	44.00	59.31	70.17	66.53	51.91	49.80
Qwen2.5-7B-it	28.10	32.65	43.30	39.46	36.15	45.60	53.99	62.46	68.18	59.68	46.62
GLM4-9B-Chat	31.41	25.84	47.82	43.45	36.03	44.56	57.94	60.51	67.77	50.96	46.46
Llama3.1-8B-it	28.85	34.34	42.76	39.78	38.29	46.56	52.62	59.32	64.26	49.36	45.50
Gemma2-9B-it	32.91	32.21	42.91	37.22	37.39	50.48	56.57	57.29	37.77	29.67	42.21
Minstral-8B-it	23.08	19.12	35.56	37.38	22.76	37.92	48.51	52.88	48.14	45.32	37.58
ChemDFM-v1.5-8B	33.65	31.15	35.56	36.82	40.43	30.72	49.70	56.44	26.11	18.91	36.80
SciGLM-6B	11.86	11.50	17.70	14.94	19.56	20.88	21.46	28.31	44.17	31.35	21.58
LlaSMol-Mistral-7B	13.35	12.83	16.55	14.70	21.54	19.84	22.83	29.92	33.13	20.98	20.42
ChemLLM-7B-chat	3.42	6.02	8.81	8.15	13.45	5.92	5.15	15.51	39.94	22.67	12.16

2024), ChemLLM-7B-Chat (Zhang et al., 2024b), ChemDFM-v1.5-8B (Zhao et al., 2024)). For detailed information about these models, please refer to Appendix F.

Settings To ensure a fair evaluation across all models, we adopt a unified prompting template that standardizes input formatting. Specifically, each input consists of a system prompt that specifies the question type and defines answer format requirements, contexts, and a question designed to assess one of the four core competencies in SciCUEval. Given that each question in SciCUEval has a deterministic answer, we adopt *accuracy* as the evaluation metric for all question types across the tasks of relevant information identification, multi-source information integration, and context-aware inference. For the task of information-absence detection, we use the *rejection rate* as the evaluation metric.

4.2 Overall Results

Table 3 shows the performance of 18 LLMs on SciCUEval across ten sub-datasets. The results highlight several important trends. First, models with explicit reasoning capabilities demonstrate clear advantages. The reasoning-augmented open-source model DeepSeek-R1 achieves the highest overall accuracy, outperforming both proprietary models (e.g., GPT-4o) and other general-purpose open-source models. Qwen3-8B with explicit thinking also performs strongly, ranking second among open-source models. This indicates that incorporating structured reasoning pathways, even without domain-specific pretraining, can signif-

icantly enhance performance in scientific tasks. Second, proprietary models such as GPT-4o and Claude-3.5-Sonnet maintain competitive performance, especially in unstructured text-based domains (e.g., BioText, MatText), benefiting from their superior language understanding and generalization capabilities. Third, scientific-domain LLMs such as ChemDFM-v1.5-8B and SciGLM-6B exhibit substantially lower performance across all datasets. Although designed for scientific domains, these models tend to lack general reasoning capacity and robustness across modalities. Fourth, there is a strong positive correlation between model size and effectiveness. Large-scale models (e.g., GPT-4o, Llama4-Maverick, and Llama3.1-70B) consistently outperform their smaller counterparts (e.g., GPT-4o-mini, Llama4-Scout, and Llama3.1-8B) across most domains.

4.3 Evaluation Results of Four Competencies

Relevant Information Identification This competency measures a model’s ability to locate and select the correct pieces of information from the provided context. As shown in Figure 4, DeepSeek-R1 leads all of the evaluated models, suggesting that explicit reasoning mechanisms effectively enhance factual grounding. DeepSeek-V3, GPT-4o, and Qwen-8B also exhibit strong performance, showing the advantages of in-context retrieval capabilities. In contrast, scientific-domain LLMs exhibit notably weaker performance in identifying relevant contexts across diverse scenarios.

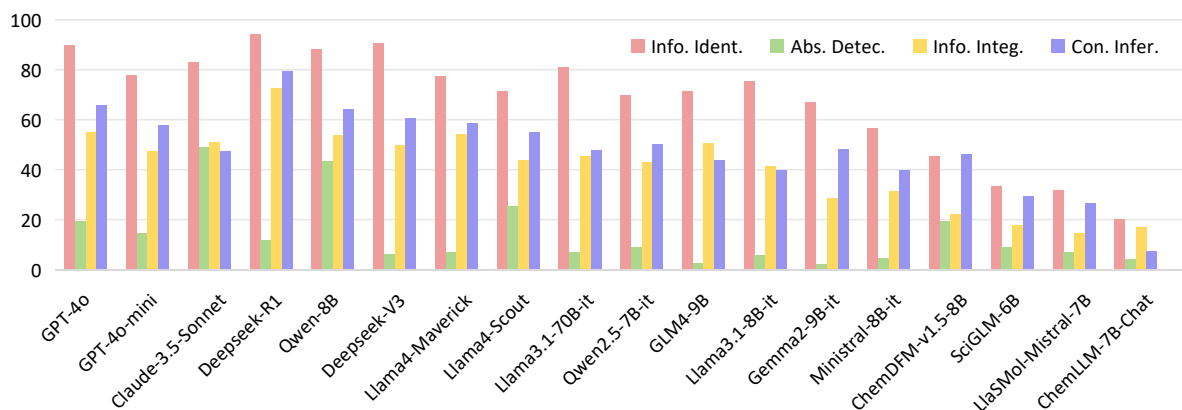


Figure 3: Performance of LLMs across four competencies on SciCUEval.

Information-absence Detection This metric evaluates whether a model appropriately withholds an answer when the required information is absent. Claude-3.5-Sonnet and Qwen-8B demonstrate relatively high accuracy, suggesting their conservative answering strategy and stronger understanding of uncertainty. Most models struggle in this competency, with scores below 20%, indicating a tendency to hallucinate answers when uncertain. This highlights the risk of "overconfidence" in current models, which may pose potential safety risks in the scientific domain.

Multi-source Information Integration This task assesses a model’s ability to synthesize information from multiple entries to construct a complete answer. DeepSeek-R1 achieves the highest performance, followed by GPT-4o and Llama4-Maverick, suggesting that these models are better equipped to combine multiple data points into coherent and accurate answers. Among smaller open-source models, GLM4-9B shows a competitive score, even surpassing DeepSeek-V3 in this competency. However, scientific LLMs significantly lag behind, indicating that while these domain-specific models are adept at handling scientific text, they face challenges in effectively synthesizing information from diverse sources.

Context-aware Inference This capability reflects a model’s ability to reason over contextually relevant information. DeepSeek-R1 achieves the highest performance, and GPT-4o and Qwen3-8B also perform well, indicating that large-scale models and those enhanced with explicit thinking benefit significantly in contextual reasoning tasks. In contrast, models like Claude-3.5-Sonnet and DeepSeek-V3 show moderate capabilities but fall behind on deeper inference. Scientific-domain models such as ChemLLM-7B-Chat and SciGLM

perform poorly, indicating limited general reasoning capabilities despite domain specialization.

4.4 Evaluation Results of Three Modalities

Figure 4 shows the performance of LLMs across three modalities: **Text**, **Table**, and **KG**, highlighting their strengths and weaknesses in handling diverse scientific data formats. Overall, LLMs tend to perform best on the text modality, reflecting their strong natural language understanding and generation capabilities. Notably, some smaller models even exceed their average overall performance on text, indicating a relative maturity in handling unstructured text data. In the table modality, reasoning-augmented models demonstrate a clear advantage, suggesting that explicit reasoning mechanisms and the ability to process structured data significantly benefit table understanding. In contrast, general LLMs show weaker performance on tables, implying challenges in leveraging tabular structure with traditional language modeling approaches. Similarly, for KG data, models with reasoning enhancements again lead, reflecting their ability to leverage relational and graph-structured information effectively. Additionally, domain-specific scientific models consistently underperform across all three modalities compared to general-purpose or reasoning-augmented models.

4.5 Further Discussions

Our experimental results highlight three key discrepancies in the performance of LLMs on scientific context understanding tasks, underscoring fundamental challenges that require further advancements.

Competency Discrepancy The evaluation results reveal notable disparities across the four core competencies. While top-performing models exhibit relatively strong capabilities in iden-

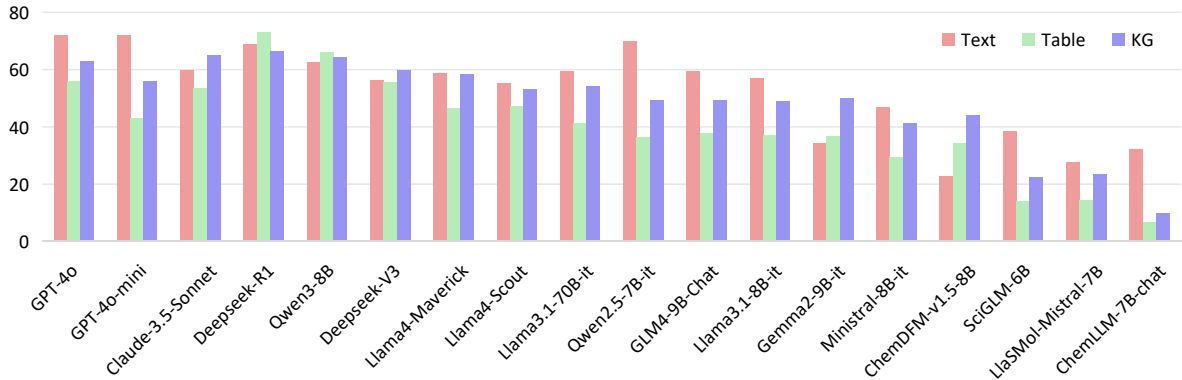


Figure 4: Performance of LLMs across three modalities on SciCUEval.

tifying relevant information, they struggle with information-absence detection—the ability to abstain from answering when faced with unreliable or insufficient evidence. This suggests that models prioritize generating responses over ensuring accuracy, increasing the risk of hallucinations in scientific applications where factual correctness is critical. To address this, models should incorporate uncertainty quantification techniques, such as confidence-based rejection mechanisms and calibrated probability outputs, to enhance their ability to detect and reject misleading retrievals. Furthermore, reinforcement learning with human feedback and verification-based prompting strategies could help improve the model’s reliability in rejecting incorrect information.

Modality Discrepancy LLMs exhibit relatively better performance on unstructured text compared to structured tables and KGs. This suggests that existing models rely heavily on linguistic patterns and semantic context rather than structured inference and multi-modal data integration. The weaker performance on tables and KGs indicates a bottleneck in structured data comprehension, where models struggle to extract, synthesize, and infer information effectively from unstructured data. To bridge this gap, models need improved cross-modal alignment, integrating structured data reasoning into their training paradigm. Techniques such as joint pretraining on text, tables, and graphs could enhance structured data understanding.

Specialized vs. General Model Discrepancy

Although scientific LLMs are explicitly designed for knowledge-intensive tasks, our evaluation shows that they often fail to outperform general-purpose models on our dataset. This suggests that current specialized models lack sufficient reasoning depth, robustness, and flexibility to fully lever-

age domain knowledge in complex scientific contexts. Their narrower training scope may limit generalization across diverse data modalities and reasoning challenges. To improve their contextual understanding, scientific models should incorporate targeted fine-tuning using curated scientific evidence and adopt domain-aware prompt engineering strategies. These approaches can help balance deep specialization with the adaptability required to tackle a broad range of scientific tasks, enhancing their effectiveness across diverse scenarios.

5 Conclusion

In this work, we introduced SciCUEval, a comprehensive dataset for evaluating context understanding capabilities in large language models within scientific domains. SciCUEval encompasses multiple data modalities (structured tables, knowledge graphs, and unstructured text), spanning diverse scientific disciplines. By systematically assessing four key competencies (Relevant Information Identification, Information-absence Detection, Multi-source Information Integration, and Context-aware Inference), we provide a unified framework to quantify how effectively LLMs perform on science-intensive tasks. Our experimental findings reveal that, despite notable progress, existing models encounter substantial challenges in accurately interpreting scientific data. The primary challenge lies in the inherent complexity of scientific data, particularly structured formats such as tables and knowledge graphs, which demand high specialization, precise contextual understanding, and the ability to synthesize fragmented and implicitly related information. Even state-of-the-art LLMs show limitations in fully mastering these skills, underscoring the need for significant advancements to enhance their scientific context understanding.

Limitations

While SciCUEval offers a comprehensive dataset for evaluating LLMs in scientific contexts, it has several inherent limitations. First, the dataset is predominantly text-based, omitting important non-textual modalities such as images and 3D molecular structures, which play a vital role in many scientific domains. Integrating more multimodal data would enable a more complete and nuanced assessment of models' context understanding capabilities. Second, although SciCUEval spans multiple scientific disciplines, it cannot fully capture the extensive heterogeneity of scientific knowledge. As a result, model performance on SciCUEval may not entirely generalize to rapidly evolving scientific fields. The next version of SciCUEval will aim to include additional datasets from a wider spectrum of scientific areas to enhance coverage and applicability.

References

- Gregorio Alanis-Lobato, Miguel A Andrade-Navarro, and Martin H Schaefer. 2016. Hippie v2. 0: enhancing meaningfulness and reliability of protein-protein interaction networks. *Nucleic acids research*, page gkw985.
- AI Anthropic. 2024. The Claude 3 model family: Opus, sonnet, haiku. *Claude-3 Model Card*.
- Jinze Bai, Shuai Bai, Yunfei Chu, Zeyu Cui, Kai Dang, Xiaodong Deng, Yang Fan, Wenbin Ge, Yu Han, Fei Huang, et al. 2023a. Qwen technical report. *arXiv preprint arXiv:2309.16609*.
- Yushi Bai, Xin Lv, Jiajie Zhang, Hongchang Lyu, Jiankai Tang, Zhidian Huang, Zhengxiao Du, Xiao Liu, Aohan Zeng, Lei Hou, et al. 2023b. Longbench: A bilingual, multitask benchmark for long context understanding. *arXiv preprint arXiv:2308.14508*.
- Yushi Bai, Shangqing Tu, Jiajie Zhang, Hao Peng, Xiaozhi Wang, Xin Lv, Shulin Cao, Jiazheng Xu, Lei Hou, Yuxiao Dong, et al. 2024. Longbench v2: Towards deeper understanding and reasoning on realistic long-context multitasks. *arXiv preprint arXiv:2412.15204*.
- Iz Beltagy, Kyle Lo, and Arman Cohan. 2019. Scibert: A pretrained language model for scientific text. *arXiv preprint arXiv:1903.10676*.
- Payal Chandak, Kexin Huang, and Marinka Zitnik. 2023. Building a knowledge graph to enable precision medicine. *Scientific Data*, 10(1):67.
- Jiawei Chen, Hongyu Lin, Xianpei Han, and Le Sun. 2024. Benchmarking large language models in retrieval-augmented generation. In *Proceedings of the AAAI Conference on Artificial Intelligence*, volume 38, pages 17754–17762.
- Qingyu Chen, Yan Hu, Xueqing Peng, Qianqian Xie, Qiao Jin, Aidan Gilson, Maxwell B Singer, Xuguang Ai, Po-Ting Lai, Zhizheng Wang, et al. 2025. Benchmarking large language models for biomedical natural language processing applications and recommendations. *Nature communications*, 16(1):3280.
- Wenhu Chen, Hanwen Zha, Zhiyu Chen, Wenhan Xiong, Hong Wang, and William Wang. 2020. Hybridqa: A dataset of multi-hop question answering over tabular and textual data. *arXiv preprint arXiv:2004.07347*.
- Zhiyu Chen, Wenhu Chen, Charese Smiley, Sameena Shah, Iana Borova, Dylan Langdon, Reema Moussa, Matt Beane, Ting-Hao Huang, Bryan Routledge, et al. 2021. Finqa: A dataset of numerical reasoning over financial data. *arXiv preprint arXiv:2109.00122*.
- DeepSeek-AI, Aixin Liu, Bei Feng, Bing Xue, Bingxuan Wang, Bochao Wu, Chengda Lu, Chenggang Zhao, Chengqi Deng, Chenyu Zhang, Chong Ruan, Damai Dai, Daya Guo, Dejian Yang, Deli Chen, Dongjie Ji, Erhang Li, Fangyun Lin, Fucong Dai, Fuli Luo, Guangbo Hao, Guanting Chen, Guowei Li, H. Zhang, and Han Bao et al. 2024. [Deepseek-v3 technical report](#). *Preprint*, arXiv:2412.19437.
- Qingxiu Dong, Lei Li, Damai Dai, Ce Zheng, Jingyuan Ma, Rui Li, Heming Xia, Jingjing Xu, Zhiyong Wu, Tianyu Liu, et al. 2022. A survey on in-context learning. *arXiv preprint arXiv:2301.00234*.
- Abhimanyu Dubey, Abhinav Jauhri, Abhinav Pandey, Abhishek Kadian, Ahmad Al-Dahle, Aiesha Letman, Akhil Mathur, Alan Schelten, Amy Yang, Angela Fan, et al. 2024. The llama 3 herd of models. *arXiv:2407.21783*.
- Xi Fang, Weijie Xu, Fiona Anting Tan, Jiani Zhang, Ziqing Hu, Yanjun Qi, Scott Nickleach, Diego Socolinsky, Srinivasan Sengamedu, and Christos Faloutsos. 2024. Large language models (llms) on tabular data: Prediction, generation, and understanding—a survey. *arXiv preprint arXiv:2402.17944*.
- Kehua Feng, Keyan Ding, Weijie Wang, Xiang Zhuang, Zeyuan Wang, Ming Qin, Yu Zhao, Jianhua Yao, Qiang Zhang, and Huajun Chen. 2024. Sciknoweval: Evaluating multi-level scientific knowledge of large language models. *arXiv preprint arXiv:2406.09098*.
- Team GLM, Aohan Zeng, Bin Xu, Bowen Wang, Chenhui Zhang, Da Yin, Dan Zhang, Diego Rojas, Guanyu Feng, and Hanlin Zhao et al. 2024. [Chatglm: A family of large language models from glm-130b to glm-4 all tools](#). *Preprint*, arXiv:2406.12793.
- Daya Guo, Dejian Yang, Haowei Zhang, Junxiao Song, Ruoyu Zhang, Runxin Xu, Qihao Zhu, Shirong Ma, Peiyi Wang, Xiao Bi, et al. 2025. Deepseek-r1: Incentivizing reasoning capability in llms via reinforcement learning. *arXiv preprint arXiv:2501.12948*.

- Xiaoxin He, Yijun Tian, Yifei Sun, Nitesh Chawla, Thomas Laurent, Yann LeCun, Xavier Bresson, and Bryan Hooi. 2024. G-retriever: Retrieval-augmented generation for textual graph understanding and question answering. *Advances in Neural Information Processing Systems*, 37:132876–132907.
- Yunpeng Huang, Jingwei Xu, Junyu Lai, Zixu Jiang, Taolue Chen, Zenan Li, Yuan Yao, Xiaoxing Ma, Lijuan Yang, Hao Chen, et al. 2023. Advancing transformer architecture in long-context large language models: A comprehensive survey. *arXiv preprint arXiv:2311.12351*.
- Albert Q Jiang, Alexandre Sablayrolles, Arthur Mensch, Chris Bamford, Devendra Singh Chaplot, Diego de las Casas, Florian Bressand, Gianna Lengyel, Guillaume Lample, Lucile Saulnier, et al. 2023. Mistral 7B. *arXiv:2310.06825*.
- Jiyue Jiang, Pengan Chen, Jiuming Wang, Dongchen He, Ziqin Wei, Liang Hong, Licheng Zong, Sheng Wang, Qizhe Yu, Zixian Ma, et al. 2025. Benchmarking large language models on multiple tasks in bioinformatics nlp with prompting. *arXiv preprint arXiv:2503.04013*.
- Patrick Lewis, Ethan Perez, Aleksandra Piktus, Fabio Petroni, Vladimir Karpukhin, Naman Goyal, Heinrich Küttler, Mike Lewis, Wen-tau Yih, Tim Rocktäschel, et al. 2020. Retrieval-augmented generation for knowledge-intensive nlp tasks. *Advances in Neural Information Processing Systems*, 33:9459–9474.
- Tianle Li, Ge Zhang, Quy Duc Do, Xiang Yue, and Wenhui Chen. 2024. Long-context llms struggle with long in-context learning. *arXiv preprint arXiv:2404.02060*.
- Jiawei Liu, Jia Le Tian, Vijay Daita, Yuxiang Wei, Yifeng Ding, Yuhua Katherine Wang, Jun Yang, and Lingming Zhang. 2024. Repoqa: Evaluating long context code understanding. *arXiv preprint arXiv:2406.06025*.
- Ben Mann, N Ryder, M Subbiah, J Kaplan, P Dhariwal, A Neelakantan, P Shyam, G Sastry, A Askell, S Agarwal, et al. 2020. Language models are few-shot learners. *arXiv preprint arXiv:2005.14165*, 1.
- Meta. 2025. **Llama 4: Leading intelligence. unrivaled speed and efficiency. the most accessible and scalable generation of llama is here.** Accessed: 2025-05-19.
- Grégoire Mialon, Roberto Dessi, Maria Lomeli, Christoforos Nalmpantis, Ram Pasunuru, Roberta Raileanu, Baptiste Rozière, Timo Schick, Jane Dwivedi-Yu, Asli Celikyilmaz, et al. 2023. Augmented language models: a survey. *arXiv preprint arXiv:2302.07842*.
- OpenAI, Aaron Hurst, Adam Lerer, Adam P. Goucher, Adam Perelman, Aditya Ramesh, Aidan Clark, AJ Ostrow, Akila Welihinda, Alan Hayes, Alec Radford, Aleksander Madry, Alex Baker-Whitcomb, Alex Beutel, Alex Borzunov, Alex Carney, Alex Chow, Alex Kirillov, Alex Nichol, Alex Paino, Alex Renzin, Alex Tachard Passos, and Alexander Kirillov et al. 2024. **Gpt-4o system card.** *Preprint*, arXiv:2410.21276.
- C Pedersen, M Otokiak, I Koonoo, J Milton, E Maktar, A Anaviapik, M Milton, G Porter, A Scott, C Newman, et al. 2020. Sciq: an invitation and recommendations to combine science and inuit qaujimajatuqangit for meaningful engagement of inuit communities in research. *Arctic Science*, 6(3):326–339.
- Qwen, An Yang, Baosong Yang, Beichen Zhang, Binyuan Hui, Bo Zheng, Bowen Yu, Chengyuan Li, Dayiheng Liu, Fei Huang, Haoran Wei, Huan Lin, Jian Yang, Jianhong Tu, Jianwei Zhang, and Jianxin Yang et al. 2025. **Qwen2.5 technical report.** *Preprint*, arXiv:2412.15115.
- Nils Reimers and Iryna Gurevych. 2019. Sentence-bert: Sentence embeddings using siamese bert-networks. *arXiv preprint arXiv:1908.10084*.
- Andre Niyongabo Rubungo, Kangming Li, Jason Hattrick-Simpers, and Adji Bousso Dieng. 2024. Llm4mat-bench: benchmarking large language models for materials property prediction. *arXiv preprint arXiv:2411.00177*.
- Tanik Saikh, Tirthankar Ghosal, Amish Mittal, Asif Ekbal, and Pushpak Bhattacharyya. 2022. Scienceqa: A novel resource for question answering on scholarly articles. *International Journal on Digital Libraries*, 23(3):289–301.
- Liangtai Sun, Yang Han, Zihan Zhao, Da Ma, Zhennan Shen, Baocai Chen, Lu Chen, and Kai Yu. 2024. Scieval: A multi-level large language model evaluation benchmark for scientific research. In *Proceedings of the AAAI Conference on Artificial Intelligence*, volume 38, pages 19053–19061.
- Alon Talmor and Jonathan Berant. 2018. The web as a knowledge-base for answering complex questions. *arXiv preprint arXiv:1803.06643*.
- Gemma Team, Morgane Riviere, Shreya Pathak, and Pier Giuseppe Sessa et al. 2024. **Gemma 2: Improving open language models at a practical size.** *Preprint*, arXiv:2408.00118.
- Geemi P Wellawatte, Huixuan Guo, Magdalena Lederbauer, Anna Borisova, Matthew Hart, Marta Brucka, and Philippe Schwaller. 2025. Chemlit-qa: a human evaluated dataset for chemistry rag tasks. *Machine Learning: Science and Technology*, 6(2):020601.
- Xianjie Wu, Jian Yang, Linzheng Chai, Ge Zhang, Jiaheng Liu, Xeron Du, Di Liang, Daixin Shu, Xianfu Cheng, Tianzhen Sun, et al. 2025. Tablebench: A comprehensive and complex benchmark for table question answering. In *Proceedings of the AAAI Conference on Artificial Intelligence*, volume 39, pages 25497–25506.

- Guangzhi Xiong, Qiao Jin, Zhiyong Lu, and Aidong Zhang. 2024. Benchmarking retrieval-augmented generation for medicine. *arXiv preprint arXiv:2402.13178*.
- An Yang, Anfeng Li, Baosong Yang, Beichen Zhang, Binyuan Hui, Bo Zheng, Bowen Yu, Chang Gao, Chengen Huang, Chenxu Lv, Chujie Zheng, Dayiheng Liu, Fan Zhou, Fei Huang, Feng Hu, Hao Ge, Haoran Wei, Huan Lin, Jialong Tang, Jian Yang, Jianhong Tu, Jianwei Zhang, Jianxin Yang, Jiayi Yang, Jing Zhou, Jingren Zhou, Junyang Lin, Kai Dang, Keqin Bao, Kexin Yang, Le Yu, Lianghao Deng, Mei Li, Mingfeng Xue, Mingze Li, Pei Zhang, Peng Wang, Qin Zhu, Rui Men, Ruize Gao, Shixuan Liu, Shuang Luo, Tianhao Li, Tianyi Tang, Wenbiao Yin, Xingzhang Ren, Xinyu Wang, Xinyu Zhang, Xuancheng Ren, Yang Fan, Yang Su, Yichang Zhang, Yinger Zhang, Yu Wan, Yuqiong Liu, Zekun Wang, Zeyu Cui, Zhenru Zhang, Zhipeng Zhou, and Zihan Qiu. 2025. [Qwen3 technical report](#). *Preprint*, arXiv:2505.09388.
- Botao Yu, Frazier N Baker, Ziqi Chen, Xia Ning, and Huan Sun. 2024. LlaSMol: Advancing large language models for chemistry with a large-scale, comprehensive, high-quality instruction tuning dataset. *arXiv:2402.09391*.
- Dan Zhang, Ziniu Hu, Sining Zhou, Zhengxiao Du, Kaiyu Yang, Zihan Wang, Yisong Yue, Yuxiao Dong, and Jie Tang. 2024a. SciGLM: Training scientific language models with self-reflective instruction annotation and tuning. *arXiv:2401.07950*.
- Di Zhang, Wei Liu, Qian Tan, Jingdan Chen, Hang Yan, Yuliang Yan, Jiatong Li, Weiran Huang, Xiangyu Yue, Dongzhan Zhou, et al. 2024b. ChemLLM: A chemical large language model. *arXiv:2402.06852*.
- Xinrong Zhang, Yingfa Chen, Shengding Hu, Zihang Xu, Junhao Chen, Moo Khai Hao, Xu Han, Zhen Leng Thai, Shuo Wang, Zhiyuan Liu, et al. 2024c. ∞ bench: Extending long context evaluation beyond 100k tokens. *arXiv preprint arXiv:2402.13718*.
- Zihan Zhao, Da Ma, Lu Chen, Liangtai Sun, Zihao Li, Hongshen Xu, Zichen Zhu, Su Zhu, Shuai Fan, Guodong Shen, et al. 2024. ChemDFM: Dialogue foundation model for chemistry. *arXiv:2401.14818*.
- Shuangjia Zheng, Jiahua Rao, Ying Song, Jixian Zhang, Xianglu Xiao, Evandro Fei Fang, Yuedong Yang, and Zhangming Niu. 2021. Pharmkg: a dedicated knowledge graph benchmark for biomedical data mining. *Briefings in bioinformatics*, 22(4):bbaa344.
- Xianrui Zhong, Bowen Jin, Siru Ouyang, Yanzhen Shen, Qiao Jin, Yin Fang, Zhiyong Lu, and Jiawei Han. 2025. Benchmarking retrieval-augmented generation for chemistry. *arXiv preprint arXiv:2505.07671*.

Appendix

A More Results on SciCUEval

Table 4 and 5 present the quantitative evaluation results of LLMs across four competencies and three modalities on SciCUEval, respectively. Table 6 presents the more detailed results of SciCUEval. Table 7 shows the performance comparison between direct answering and answering with context. The results demonstrate that the integration of context consistently enhances performance.

Table 4: Evaluation results of LLMs across four competencies on SciCUEval. Underline results indicate the best results among all models. **Bold results** indicate the best results in each category.

Models	Info. Ident.	Abs. Detec.	Info. Integ.	Con. Infer.	Overall
GPT-4o	89.72	19.51	54.90	65.97	61.52
GPT-4o-mini	77.81	14.71	47.54	57.68	54.57
Claude-3.5-Sonnet	82.95	<u>49.10</u>	50.85	47.29	59.20
DeepSeek-R1	94.13	11.75	72.78	79.44	69.72
Qwen3-8B	88.29	43.57	53.87	64.38	64.69
DeepSeek-V3	90.80	6.05	49.80	60.53	57.50
Llama4-Maverick	77.61	7.16	54.16	58.52	53.65
Llama4-Scout	71.38	25.42	43.65	54.95	51.16
Llama3.1-70B-it	81.05	6.87	45.44	47.76	49.80
Qwen2.5-7B-it	69.92	9.02	42.95	50.34	46.62
GLM4-9B	71.48	2.53	50.78	43.82	46.46
Llama3.1-8B-it	75.34	5.88	41.47	39.99	45.50
Gemma2-9B-it	66.97	2.38	28.74	48.22	42.20
Ministral-8B-it	56.80	4.76	31.32	39.62	37.58
ChemDFM-v1.5-8B	45.49	19.31	22.23	46.40	36.80
SciGLM-6B	33.24	9.01	18.00	29.48	21.58
LlaSMol-Mistral-7B	31.96	6.83	14.63	26.59	20.42
ChemLLM-7B-Chat	20.29	4.09	16.85	7.57	12.16

B Prompts for Data Generation

We present distinct prompt templates for each of the four capabilities below.

- **A prompt for generating questions about relevant information identification**

System Message:

You’re a brilliant in scientific domain.

User Message:

You will be provided with several triples from PriKG that form a path connecting a starting point to an endpoint. Based on this path, you need to generate a scientific question designed to test the respondent’s ability to find the correct answer in the noise, with information from the knowledge

Table 5: Evaluation results of LLMs across three modalities on SciCUEval. Underline results indicate the best results among all models. **Bold results** indicate the best results in each category.

Models	Text	Table	KG	Overall
GPT-4o	71.91	55.91	63.13	61.52
GPT-4o-mini	72.22	42.98	55.84	54.57
Claude-3.5-Sonnet	59.75	53.41	64.99	59.20
DeepSeek-R1	69.00	73.19	66.64	69.72
Qwen3-8B	62.53	66.02	64.27	64.69
DeepSeek-V3	56.18	55.68	59.77	57.50
Llama4-Maverick	58.65	46.51	58.54	53.65
Llama4-Scout	55.29	47.31	53.22	51.16
Llama3.1-70B-it	59.33	41.19	54.30	49.80
Qwen2.5-7B-it	69.93	36.58	49.38	46.24
GLM4-9B-Chat	59.49	37.94	49.46	46.46
Llama3.1-8B-it	56.92	37.08	49.06	45.50
Gemma2-9B-it	34.27	36.73	50.23	42.21
Ministral-8B-it	46.75	29.50	41.24	37.58
ChemDFM-v1.5-8B	22.92	34.44	44.05	36.80
SciGLM-6B	38.48	14.25	22.51	21.58
LlaSMol-Mistral-7B	27.74	14.49	23.45	20.42
ChemLLM-7B-chat	32.28	6.86	10.01	12.16

graph. The question types can be Q&A or fill-in-the-blank. The answers to QA questions should be simple, concise, and easily verifiable phrases, not long sentences.

Start Node: {start_node}

End Node: {end_node}

Path: {data['path']}

Triples:

{data['triplets']}

Please generate a scientific question based on this information. Ensure that the question requires the respondent to find the correct answer in the noise in the knowledge graph and the difficulty level should be moderate. Please output the question in JSON format only. Do not output anything other than the JSON format. The JSON format should look like this:

```
{
  "question_type": "[Question type]",
  "question": "[Question or rejection]",
  "answer": "[Answer]"
}
```


Table 6: Detailed evaluation results of LLMs across four competencies on the ten sub-datasets of SciCUEval

Models	MatTab					IaeaTab				
	Info. Ident.	Abs. Detec.	Info. Integ.	Con. Infer.	All	Info. Ident.	Abs. Detec.	Info. Integ.	Con. Infer.	All
GPT-4o	88.16	58.00	29.97	64.00	68.79	81.00	26.13	44.76	52.78	56.55
GPT-4o-mini	71.91	39.33	10.10	39.00	40.71	57.01	5.86	37.06	37.78	38.85
Claude-3.5-Sonnet	77.21	56.46	19.57	41.00	48.48	56.31	23.29	37.68	37.78	42.03
DeepSeek-R1	97.30	16.22	69.01	88.00	73.71	91.82	16.36	76.06	84.44	71.89
Qwen3-8B	82.94	90.00	19.16	76.50	63.14	68.78	56.76	41.96	66.11	59.20
DeepSeek-V3	93.31	28.00	24.74	69.00	56.62	79.86	5.41	44.76	65.56	54.07
Llama4-Maverick	69.90	9.33	23.00	73.00	46.47	66.29	12.61	39.51	58.89	47.79
Llama4-Scout	53.85	73.33	15.68	71.00	48.93	59.05	34.23	36.36	54.44	47.70
Llama3.1-70B	69.57	26.00	6.97	45.50	38.25	62.44	6.31	30.77	39.44	39.73
Qwen2.5-7B-instruct	48.83	9.33	3.14	47.00	28.10	45.70	8.11	32.87	30.56	32.65
GLM4-9B-Chat	52.84	2.67	18.82	39.00	31.41	29.64	0.45	40.56	24.44	25.84
Llama3.1-8B	58.53	4.67	4.88	37.00	28.85	53.85	6.31	25.52	34.44	34.34
Gemma2-9B-it	65.55	2.00	6.97	44.50	32.91	50.23	2.70	16.78	48.89	32.21
Ministral-8B-it	44.15	2.00	3.14	36.00	23.08	18.78	9.01	9.79	47.22	19.12
ChemDFM-v1.5-8B	42.81	10.67	9.41	72.00	33.64	36.65	14.41	21.33	53.89	31.15
SciGLM-6B	5.69	1.33	2.79	42.00	11.86	11.99	0.90	3.85	35.56	11.50
LlaSMol-Mistral-7B	7.69	5.33	2.79	43.00	13.35	16.29	6.31	1.75	30.00	12.83
ChemLLM-7B-Chat	1.67	2.67	0.00	11.50	3.42	9.28	0.45	4.90	6.67	6.02

Models	MolTab					ProtTab				
	Info. Ident.	Abs. Detec.	Info. Integ.	Con. Infer.	All	Info. Ident.	Abs. Detec.	Info. Integ.	Con. Infer.	All
GPT-4o	91.09	9.27	30.29	71.11	55.79	90.52	14.46	18.96	62.22	52.64
GPT-4o-mini	68.99	13.13	32.29	58.89	46.67	72.58	9.24	19.27	62.22	44.57
Claude-3.5-Sonnet	92.84	58.59	42.53	60.56	67.91	77.08	31.43	20.12	70.00	52.22
DeepSeek-R1	96.90	14.29	75.86	93.33	74.69	96.77	17.74	65.43	93.33	72.44
Qwen3-8B	85.85	62.16	46.00	88.33	70.80	89.72	62.25	32.72	89.44	69.33
DeepSeek-V3	94.38	5.79	39.71	77.78	59.85	96.57	6.02	22.94	46.11	52.08
Llama4-Maverick	73.06	2.70	39.43	59.44	48.20	71.77	1.20	22.63	62.78	43.61
Llama4-Scout	60.47	9.27	36.57	82.22	46.90	64.92	16.47	26.61	71.11	46.17
Llama3.1-70B	71.90	1.93	30.29	54.44	44.44	79.44	2.81	14.07	38.89	41.29
Qwen2.5-7B-instruct	57.75	5.41	37.71	68.33	43.30	61.69	9.64	19.88	55.00	39.46
GLM4-9B	66.86	0.39	50.29	56.67	47.82	60.89	2.01	44.34	51.11	43.45
Llama3.1-8B-instruct	70.74	0.00	31.14	46.67	42.76	67.74	2.41	21.10	48.33	39.78
Gemma2-9B-it	63.57	0.39	36.86	56.67	42.91	62.70	0.80	18.65	51.11	37.22
Ministral-8B-it	51.55	1.16	31.71	46.67	35.56	59.07	1.20	23.24	53.33	37.38
ChemDFM-v1.5-8B	38.95	33.20	22.29	55.00	35.56	38.91	34.94	19.27	65.56	36.82
SciGLM-6B	23.26	2.32	8.86	41.11	17.70	19.76	3.21	6.42	33.33	14.94
LlaSMol-Mistral-7B	22.48	5.79	10.00	27.78	16.55	22.18	5.62	3.98	26.11	14.70
ChemLLM-7B-Chat	11.63	0.00	14.00	3.33	8.81	13.31	0.00	9.48	2.78	8.15

Models	PriKG					HipKG				
	Info. Ident.	Abs. Detec.	Info. Integ.	Con. Infer.	All	Info. Ident.	Abs. Detec.	Info. Integ.	Con. Infer.	All
GPT-4o	70.98	24.88	41.62	72.73	54.80	97.02	33.90	43.26	88.57	68.50
GPT-4o-mini	74.88	27.80	31.15	69.17	52.64	83.51	20.34	43.26	67.86	65.20
Claude-3.5-Sonnet	63.66	28.29	29.66	56.13	45.96	97.85	75.32	43.26	77.14	75.78
DeepSeek-R1	77.45	15.69	43.16	84.13	58.20	97.44	3.39	68.35	94.29	69.66
Qwen3-8B	79.27	30.24	35.86	62.06	54.48	94.47	42.80	57.99	98.57	74.68
DeepSeek-V3	73.90	1.95	40.58	73.91	51.92	94.47	9.32	52.66	75.00	63.42
Llama4-Maverick	69.76	4.39	39.79	66.80	49.28	87.02	13.56	69.59	65.71	64.81
Llama4-Scout	77.32	20.98	28.80	51.78	48.08	80.43	42.80	47.65	45.00	59.57
Llama3.1-70B-it	74.88	9.27	20.68	57.31	44.00	91.06	14.41	42.95	65.71	59.31
Qwen2.5-7B-it	68.05	22.93	27.75	54.55	45.60	60.64	3.39	48.90	62.14	53.99
GLM4-9B-Chat	70.98	6.83	27.23	58.50	44.56	85.32	5.51	52.98	65.71	57.94
Llama3.1-8B-it	75.37	18.54	27.75	50.99	46.56	82.55	10.59	45.14	40.00	52.62
Gemma2-9B-it	78.78	6.83	30.37	70.36	50.48	91.49	3.81	36.99	72.86	56.57
Ministral-8B-it	55.12	13.66	23.04	52.17	37.92	66.60	1.27	31.03	47.50	48.51
ChemDFM-v1.5-8B	42.20	34.15	10.47	39.92	30.72	50.85	72.46	14.73	87.14	49.70
SciGLM-6B	42.93	4.39	4.71	22.92	20.88	33.19	1.27	5.33	52.86	21.46
LlaSMol-Mistral-7B	33.90	10.73	5.24	26.48	19.84	26.38	8.47	9.72	65.00	22.83
ChemLLM-7B-Chat	8.05	3.41	7.59	1.98	5.92	3.62	1.27	8.15	10.00	5.15

Models	GoKG					PhaKG				
	Info. Ident.	Abs. Detec.	Info. Integ.	Con. Infer.	All	Info. Ident.	Abs. Detec.	Info. Integ.	Con. Infer.	All
GPT-4o	91.91	11.02	87.45	96.67	74.32	88.09	16.80	45.91	32.74	55.71
GPT-4o-mini	90.34	23.23	76.57	90.56	73.14	63.87	8.20	38.08	23.21	40.5
Claude-3.5-Sonnet	91.91	82.28	70.71	82.22	84.07	88.77	28.63	64.00	14.88	50.94
DeepSeek-R1	93.65	23.81	94.92	95.56	79.18	93.33	10.00	51.47	47.62	58.66
Qwen3-8B	94.87	29.92	74.48	76.67	73.98	89.26	26.95	37.01	29.50	55.16
DeepSeek-V3	91.72	1.57	88.70	95.56	72.29	86.91	0.39	46.62	34.52	52.18
Llama4-Maverick	90.93	7.09	90.38	90.56	72.71	73.44	9.38	47.33	32.74	48.32
Llama4-Scout	85.60	36.22	37.66	92.22	66.27	56.84	16.41	40.57	22.02	39.77
Llama3.1-70B-it	92.70	3.54	74.48	95.00	70.17	72.07	2.73	41.28	30.95	44.70
Qwen2.5-7B-it	88.17	12.60	45.61	82.78	62.46	54.30	17.19	31.32	17.86	36.15
GLM4-9B-Chat	87.57	5.12	51.46	74.44	60.51	62.89	2.34	32.38	15.50	36.05
Llama3.1-8B-it	91.32	2.76	39.75	75.00	59.32	56.84	12.89	36.65	23.21	38.29
Gemma2-9B-it	84.42	0.39	47.28	74.44	57.29	61.13	3.12	38.43	19.00	37.39
Ministral-8B-it	82.05	4.33	27.62	72.78	52.88	40.43	5.47	15.66	7.14	22.76
ChemDFM-v1.5-8B	72.58	43.31	39.75	51.67	56.44	58.01	41.80	25.27	15.00	40.43
SciGLM-6B	43.39	9.84	15.48	28.89	28.31	40.62	3.52	3.91	5.95	19.56
LlaSMol-Mistral-7B	50.69	9.45	13.39	22.22	29.92	47.85	7.03	1.07	1.50	21.54
ChemLLM-7B-Chat	19.53	14.96	10.46	11.67	15.51	30.08	3.52	0.36	2.00	13.45

Models	MatText					BioText				
	Info. Ident.	Abs. Detec.	Info. Integ.	Con. Infer.	All	Info. Ident.	Abs. Detec.	Info. Integ.	Con. Infer.	All
GPT-4o	99.07	0.68	97.30	49.44	64.57	99.58	0.00	97.48	69.40	79.03
GPT-4o-mini	96.76	0.00	91.44	55.90	65.00	98.31	0.00	96.23	72.24	79.24
Claude-3.5-Sonnet	99.07	54.11	96.40	19.94	61.49	84.75	52.58	84.59	13.25	58.06
DeepSeek-R1	98.61	0.00	92.59	48.31	63.09	96.61	0.00	90.91	65.38	74.79
Qwen3-8B	98.61	17.12	97.30	17.98	55.11	99.15	17.53	96.23	37.22	69.73
DeepSeek-V3	98.15	2.05	42.34	32.87	45.31	98.73	0.00	94.97	35.02	66.74
Llama4-Maverick	87.04	8.22	84.68	33.99	54.15	86.86	3.09	85.22	41.32	63.02
Llama4-Scout	89.35	1.37	77.93	24.72	48.51	86.02	3.09	88.68	35.02	61.88
Llama3.1-70B-it	98.15	0.68	97.30	16.57	51.59	98.31	1.03	95.60	33.75	66.53
Qwen2.5-7B-it	68.05	22.93	27.75	54.55	59.68	60.64	3.39	48.90	62.14	66.18
GLM4-9B-Chat	98.61	0.00	93.24	16.57	50.96	99.15	0.00	96.54	36.28	67.77
Llama3.1-8B-it	98.15	0.68	89.64	14.61	49.36	98.31	0.00	93.08	29.65	64.26
Gemma2-9B-Chat	56.94	0.68	10.53	26.12	29.67	54.85	3.09	55.03	18.30	37.77
Ministral-8B-it	83.33	19.18	76.58	13.48	45.32	66.95	18.56	71.38	19.87	48.14
ChemDFM-v1.5-8B	34.72	6.12	24.53	13.76	18.91	39.24	16.49	35.22	10.09	26.11
ChemLLM-7B-Chat	45.83	11.56	54.72	8.43	31.35	59.92	3.09	58.81	17.35	44.17
LlaSMol-Mistral-7B	44.91	5.44	49.06	8.71	20.98	47.26	4.12	49.37	15.14	33.13
SciGLM-6B	54.63	29.25	66.04	12.92	22.67	56.96	34.02	62.58	19.24	39.94

Table 7: Performance comparison on SciCUEval: Direct Answering vs. Answering with Contexts.

Model	MatTab		IaeaTab		MolTab		ProtTab		PhaKG	
	Direct	Context	Direct	Context	Direct	Context	Direct	Context	Direct	Context
GPT-4o	14.64	68.79	15.31	56.55	26.82	55.79	23.64	52.64	16.81	55.71
GPT-4o-mini	15.38	40.71	18.67	38.85	25.52	46.67	24.84	44.57	14.01	40.59
Claude-3.5-Sonnet	15.22	48.48	23.45	42.03	32.95	67.91	31.07	52.22	26.62	50.94
DeepSeek-R1	6.34	73.71	16.01	71.89	12.61	74.69	10.26	72.44	11.51	58.66
Qwen3-8B	14.10	63.14	9.12	59.20	13.95	70.80	13.26	69.33	11.85	55.16
DeepSeek-V3	14.82	56.62	22.65	54.07	31.88	59.85	26.20	52.08	15.80	52.18
Llama4-Maverick	25.53	46.47	20.35	47.79	35.33	48.20	39.70	43.61	18.32	48.32
Llama4-Scout	25.43	48.93	28.94	47.70	46.21	46.90	39.78	46.17	18.41	39.77
Llama3.1-70B-it	10.04	38.25	16.19	39.73	21.30	44.44	22.60	41.29	13.15	44.70
Qwen2.5-7B-it	14.64	28.10	18.94	32.65	21.07	43.30	20.69	39.46	15.93	36.15
GLM4-9B-Chat	12.61	31.41	16.73	25.84	22.53	47.82	22.28	43.45	13.53	36.03
Llama3.1-8B-it	14.21	28.85	14.78	34.34	18.54	42.76	17.97	39.78	16.35	38.29
Ministral-8B-it	0.82	23.08	8.29	19.12	8.00	35.56	4.66	37.38	15.05	22.76
Gemma2-9B-it	13.25	32.91	10.27	32.21	12.87	42.91	13.74	37.22	11.45	37.39
ChemDFM-v1.5-8B	14.38	33.65	13.54	31.15	26.36	35.55	28.63	36.82	44.53	40.43
SciGLM-6B	12.18	11.86	10.44	11.50	15.56	17.70	13.58	14.94	13.56	19.56
LlaSMol-Mistral-7B	11.97	13.35	10.88	12.83	13.71	16.55	11.98	14.70	23.62	21.54
ChemLLM-7B-chat	17.52	3.42	13.45	6.02	19.16	8.81	15.73	8.15	18.01	13.45

Model	PriKG		HipKG		GoKG		BioText		MatText	
	Direct	Context	Direct	Context	Direct	Context	Direct	Context	Direct	Context
GPT-4o	17.44	54.80	14.42	68.50	43.47	74.32	53.41	79.03	41.28	64.57
GPT-4o-mini	16.48	52.64	10.99	65.20	42.80	73.14	55.68	79.24	48.09	65.00
claude-3.5-sonnet	26.80	45.96	21.55	75.78	45.59	84.07	55.68	58.06	41.60	61.49
DeepSeek-R1	10.29	58.20	10.69	69.66	31.40	79.18	56.43	74.79	45.30	63.09
Qwen3-8B	12.80	54.48	10.82	74.68	31.44	73.98	48.76	69.73	39.04	55.11
Deepsee-V3	17.33	51.92	14.76	63.42	39.75	72.29	60.07	66.74	51.18	45.31
Llama4-Maverick	20.18	49.28	17.85	64.81	43.81	72.71	61.77	63.02	54.79	54.15
Llama4-Scout	23.84	48.08	21.97	59.57	37.54	66.27	55.58	61.88	42.98	48.51
Llama3.1-70B-it	14.40	44.00	15.88	59.31	32.12	70.17	49.80	66.53	40.21	51.91
Qwen2.5-7B-it	16.56	45.60	9.87	53.99	33.64	62.46	47.11	68.18	36.81	59.68
GLM4-9B-Chat	16.72	44.56	11.93	57.94	30.17	60.51	47.52	67.77	36.38	50.96
Llama3.1-8B-it	16.24	46.56	14.51	52.62	35.51	59.32	47.31	64.26	37.34	49.36
Gemma2-9B-it	15.36	50.48	9.96	56.57	31.27	57.29	51.81	37.77	35.88	29.67
Ministral-8B-it	15.05	37.92	13.24	48.51	28.27	52.88	41.84	48.14	32.23	45.32
ChemDFM-v1.5-8B	33.66	30.72	30.21	49.70	39.84	56.44	50.88	26.11	30.83	18.91
SciGLM-6B	15.20	20.88	18.80	21.46	25.93	28.31	33.44	44.17	21.63	31.35
LlaSMol-Mistral-7B	15.52	19.84	20.17	22.83	23.39	29.92	33.85	33.13	23.58	20.98
ChemLLM-7B-chat	16.80	5.92	23.86	5.15	27.80	15.51	45.92	39.94	30.44	22.67

- **A prompt for generating questions about information-absence detection**

System Message:

You're brilliant in the scientific domain.

User Message:

You will be provided with a relevant information identification question and its corresponding correct context, also context. Your task is to remove the correct contextual information from the context.

Do not alter the form of the question. Output the question in JSON format only, without any additional text. The JSON format should adhere to the following structure:

```
{
  "question": "[Question or rejection]",
  "answer": "[Here is the answer]"
}
```

Next is the context you need to use: {Contexts}

- **A prompt for generating questions about multi-source information integration**

System Message:

You're brilliant in the scientific domain.

User Message:

You will be provided with several data entries describing various properties of different materials. Based on these properties, you need to generate a scientific question that tests the respondent's ability to retrieve, integrate, and analyze information from the table.

Please follow the instructions below to generate the question and answer:

1. The question should be in Q&A format, starting with sentence like "Given the following four materials: mp-xxxxx, mp-xxxxx, mp-xxxxx, mp-xxxxx" or "Which of the following materials, mp-xxxxx, mp-xxxxx, mp-xxxxx, mp-xxxxx".
2. The question should focus on a single numeric property of the materials that is representative of the material and comparable.
3. The question should involve comparing the values of this property and identifying

the result.

4. The answer should be the material ID of the material with the correct value, and the answer must be one of the materials listed in the question.

Please output the question in JSON format only. Do not output anything other than the JSON format. The JSON format should look like this:

```
{
  "question": "[Question or rejection]",
  "answer": "[Answer]"
}
```

Next is the data entries you need to use:

Material ID, Formula ... Sites ... Volume, Density
mp-xxxxx
mp-xxxxx
mp-xxxxx
mp-xxxxx

- **A prompt for generating questions about reasoning**

System Message:

You're brilliant in the scientific domain.

User Message:

Please write a scientific reasoning question based on the following article. Treat the paper as consisting of two parts. The first part includes the introduction, background, methods, and experimental results. The second part contains the conclusions and analysis derived from the first part. The goal of the question is to test the ability to infer the second part based on the summary of the first part, without knowing the premises of the first part. Therefore, the question should be based on the first part.

Please follow the instructions below to generate the question and answer: 1. The question should be a multiple-choice question with four options, one or more of which is correct, and the others are incorrect.

2. The difficulty level of the question is high and should involve summarizing, generalizing, and reasoning, rather than simple information retrieval or verification. The question should require at least a university-level edu-

cation to answer.

3. The answer to the question should not be directly available from the first part paragraphs. It should not be directly deducible but should require complex reasoning to arrive at the correct answer.

4. Incorrect options should contain errors or deviations from the original content. The incorrect options should sound reasonable, but the content must be wrong.

5. If you feel you cannot generate a question or are uncertain about the correctness of the question, please output "[Unable to generate question]"

6. The question should be very difficult. If you feel you cannot provide a high-difficulty question, please output "[Unable to generate question]"

Please output the question in JSON format only. Do not output anything other than the JSON format. The JSON format should look like this:

```
{ "question": "[Question or rejection]",  
  "options": {  
    "A": "[Option A]",  
    "B": "[Option B]",  
    "C": "[Option C]",  
    "D": "[Option D]"  
  },  
  "answer": "[A or B or C or D]"  
}
```

Next is the full text of the article:
{Papers}

C Data Quality Verification

LLM as a Judge: We use advanced LLMs (e.g., GPT-4o) as automated evaluators to verify that each generated answer is both extractable and logically deducible from the relevant context, ensuring factual consistency and relevance. The prompt is presented below.

System Message:

You're a highly capable evaluator in the scientific domain.

User Message:

Below is a question, its relevant context, and an answer. Your task is to verify whether the answer meets the following standard:

1. The answer must be explicitly extractable or logically deducible from the provided context.

2. The answer must adhere strictly to the relevant information in the context and be factually correct.

3. If the answer meets the standard, output "Yes". If it does not meet the standard, output "No".

[Relevant Context start]

{Context}

[Relevant Context end]

[Question start]

{Question}

[Question end]

[Answer start]

{Answer}

[Answer end]

Please evaluate and output either "Yes" or "No" based on the above criteria.

Human Expert Evaluation: To further ensure the quality and accuracy of the generated data, we subjected the data that passed the initial LLM validation to manual review by five PhD-level researchers with strong STEM backgrounds. These experts were tasked with thoroughly evaluating each instance based on the following three criteria:

1. Whether the question effectively tests the intended competency, ensuring that it is aligned with the targeted skill or knowledge domain and accurately reflects the underlying construct it aims to assess.
2. Whether the question is expressed clearly and logically, such that its wording is unambiguous, coherent, and easily understood by both human evaluators and automated systems, thereby minimizing potential misinterpretations
3. Whether the given contexts fully support the given answer and is factually correct, which requires that the answer not only directly derives from or can be logically inferred based on the supporting materials, but also adheres to facts and scientific evidence. Together, these criteria are designed to ensure the evaluation process's validity, clarity, and reliability.

Only instances that received "Yes" for all three

criteria were accepted. After the experts reviewed all instances, the results revealed that 90.83% of the instances met the required high-quality standards.

We invited five PhD-level researchers with STEM backgrounds, including two domain experts in bioinformatics. We compensated them based on the number of questions reviewed. We paid \$30 for every 100 questions reviewed, totaling \$3,300 for 11k questions. The entire review process took one week.

D Dataset Examples

In this part, we demonstrate several examples of questions aligned with four core competencies. For each competency, we present three examples corresponding to three distinct data modalities.

(1) Relevant Information Identification

Unstructured Text

System Message:

Please answer the scientific questions based on the content. Your answer only needs to include the one or more correct option labels, not the full options. You should give your answer directly without any other characters.

User Message:

What is the primary objective of the statistical framework proposed in the paper 'Augmented Doubly Robust Post-Imputation Inference for Proteomic Data'?

- (A) To develop a method for directly measuring protein abundances without missing values.
- (B) To create a statistical framework that offers valid and efficient inference for proteomic data by addressing the challenge of missing values.
- (C) To replace the Plugin method with a simpler imputation strategy that discards missing values.
- (D) To develop a tool that solely relies on low-dimensional covariates for analyzing proteomic data.

Corpus 1 (Irrelevant Content)

Corpus 2 (Irrelevant Content)

Corpus 3 (Correct Content)

Corpus 4 (Irrelevant Content)

Corpus 5 (Irrelevant Content)

Expected Answer:

B

Table

System Message:

Please answer the scientific questions based on the content. You should give your answer directly without any other characters.

User Message:

For the material with CID 13182, what is its inchikey?

cid, mw, mf, xlog... inchikey ... exactmass	
CID XXXXX	×
CID 13182	✓
CID XXXXX	×
CID XXXXX	×

Expected Answer:

ARBSJUHHKXRHAD-UHFFFAOYSA-N

Knowledge Graph

System Message:

Please answer the scientific questions based on the content. You should give your answer directly without any other characters.

User Message:

How is the gene or protein known as 'GDPD3' connected to the anatomical structure called the 'lymph node'?

[x_name, relation, y_name]	
[Stiripentol, drug_drug, Sumatriptan]	×
[GDPD3, anatomy_protein_present, lymph node]	✓
[TROAP, protein_protein, NBPF19]	×
[DB00351, drug_drug, Reserpine]	×

Expected Answer:

anatomy_protein_present

(2) Information-absence Detection

Unstructured Text

System Message:

Please answer the scientific questions based on the content. Your answer only needs to include the one or more correct option labels, not the full options. You should give your answer directly without any other characters.

User Message:

What key feature of elliptically geared isostatic metamaterials enables their nonlinear topological transitions?

- (A) The unique soliton-induced mechanical deformation in linear gear mechanisms.
(B) The nonlinear Berry phase transition facilitated by geometric nonlinearity.
(C) The presence of circular gear geometry that allows reversible elastic deformation.
(D) The linear topological index change due to minor gear rotations.

Corpus 1 (Irrelevant Content)

Corpus 2 (Irrelevant Content)

Corpus 3 (Irrelevant Content)

Corpus 4 (Irrelevant Content)

Corpus 5 (Irrelevant Content)

Expected Answer:

I cannot answer the question due to insufficient information in the retrieved data.

Table

System Message:

Please answer the scientific questions based on the content. You should give your answer directly without any other characters.

User Message:

For the material with ID mp-768851, what is its number of site?

Material ID, Formula ...	Sites ...	Volume, Density
mp-xxxxx		×
mp-xxxxx		×
mp-xxxxx		×
mp-xxxxx		×

Expected Answer:

I cannot answer the question due to insufficient

information in the retrieved data.

Knowledge Graph

System Message:

Please answer the scientific questions based on the content. You should give your answer directly without any other characters.

User Message:

How are the genes "nbc 1" and "nbc 3" related?

[x_name, relation, y_name]
[Stiripentol, drug_drug, Sumatriptan] ×
[GDPD3, anatomy_protein_present, lymph node] ×
[TROAP, protein_protein, NBPF19] ×
[DB00351, drug_drug, Reserpine] ×

Expected Answer:

I cannot answer the question due to insufficient information in the retrieved data.

(3) Multi-source Information Integration

Unstructured Text

System Message:

Please answer the scientific questions based on the content. Your answer only needs to include the one or more correct option labels, not the full options. You should give your answer directly without any other characters.

User Message:

Based on the findings of the study, what is the primary long-term effect of local SBRT/IL-12 therapy on the bone marrow of treated mice?

- (A) A permanent increase in hematopoietic stem cells (HSCs).
(B) A transient increase in IL-12 levels followed by long-term activation of myeloid cells.
(C) A significant reduction in hematopoietic stem cells (HSCs) accompanied by skewing toward a myeloid lineage bias.
(D) A substantial increase in IL-12 and IFN γ concentrations in the bone marrow.

Corpus 1 (Irrelevant Content)

Corpus 2 (Correct Content)

Corpus 3 (Correct Context)

Corpus 4 (Irrelevant Content)

Corpus 5 (Irrelevant Content)

Expected Answer:

C

Table

System Message:

Please answer the scientific questions based on the content. You should give your answer directly without any other characters.

User Message:

Given the following isotopes ID: NDS-54874, NDS-30453, NDS-69167, NDS-58315, tell me which isotopes has the largest energy?

id, Z, N, symbol...	energy[kev]...	relative intensity
NDS-XXXXX		×
NDS-30453		✓
NDS-58315		✓
NDS-XXXXX		×
NDS-69167.....		✓
NDS-XXXXX		×
NDS-54874.....		✓

Expected Answer:

NDS-69167

Knowledge Graph

System Message:

Please answer the scientific questions based on the content. You should give your answer directly without any other characters.

User Message:

Could you list the substances that have the potential to interact with DB131_HUMAN?

[DB131_HUMAN, Confidence: 0.63, LRC8A_HUMAN]	✓
[ATX1_HUMAN, Confidence: 0.49, PK3CA_HUMAN]	×
[DB131_HUMAN, Confidence: 0.63, RBM12_HUMAN]	✓
[RASN_HUMAN, Confidence: 0.73, PVRL3_HUMAN]	×
[DB131_HUMAN, Confidence: 0.65, AHNK2_HUMAN]	✓

Expected Answer:

"LRC8A_HUMAN",
"AHNK2_HUMAN",

"RBM12_HUMAN"

(4) Context-aware Inference,

Unstructured Text

System Message:

Please answer the scientific questions based on the content. Your answer only needs to include the one or more correct option labels, not the full options. You should give your answer directly without any other characters.

User Message:

Based on the methods and results described in the first part of the study on epitaxial growth of GaAs on Si(001), which of the following is the most plausible reasoning for the effectiveness of the GaSb buffer layer in reducing defect densities such as threading dislocations and antiphase boundaries in the GaAs layer?

(A) The antimonides, such as GaSb, have a significant lattice mismatch with silicon, leading to the generation of interfacial misfit dislocation arrays that efficiently alleviate strain without forming threading dislocations.

(B) The presence of the GaSb buffer layer increases the thickness of the overall film, which inherently reduces the formation of threading dislocations and antiphase boundaries in the GaAs layer.

(C) The GaSb buffer layer chemically reacts with silicon to form a new compound at the interface, which serves as an ideal seed layer for epitaxial GaAs growth, minimizing defect densities.

(D) The GaSb buffer layer promotes planar defects, such as stacking faults, that counter-balance and neutralize threading dislocations and antiphase boundaries in the GaAs layer.

Corpus 1 (Irrelevant Content)

Corpus 2 (Correct Content)

Corpus 3 (Irrelevant Content)

Corpus 4 (Irrelevant Content)

Corpus 5 (Irrelevant Content)

Expected Answer:

A

Table

System Message:

Please answer the scientific questions based on the content. Your answer only needs to include the one or more correct option labels, not the full options. You should give your answer directly without any other characters.

User Message:

Comparing materials mp-760154 and mp-1208151, which statement is correct?

- (A) Both materials have identical band gaps and belong to the same crystal system.
(B) The material mp-1208151 has a much larger volume and higher density than mp-760154.
(C) The material mp-760154 is metallic, while mp-1208151 is semiconducting.
(D) Both materials are predicted to be stable with similar formation energies.

Material ID, Formula ... Sites ... Volume, Density
mp-xxxxx ×
mp-760154 ✓
mp-xxxxx ×
mp-1208151 ✓
mp-xxxxx ×

Expected Answer:

B

Knowledge Graph

System Message:

Please answer the scientific questions based on the content. You should give your answer directly without any other characters.

User Message:

Given that there exists a shared intermediate term, fill in the blank: GO:0003399 (cytoneme morphogenesis) _____ GO:0048858 (cell projection morphogenesis).

[GO:0003399, is_a, GO:0120039] ✓
[GO:0086014, namespace, biological_process] ×
[GO:0003399, namespace, biological_process] ×
[GO:0120039, is_a, GO:0048858] ✓
[GO:0048686, is_a, 0022603] ×

Expected Answer:

is_a

E Detailed Data Source

Table 8 provides detailed information on all databases we used to construct our SciCUEval, including their URL, description, and license.

F Detailed Model Descriptions

We have selected 18 high-performing LLMs with different scales for this paper. LLama3.1-70b-it, Llama4-Scout and Llama4-Maverick are accessed via the NVIDIA NIM APIs. DeepSeek-R1, DeepSeek-V3, and proprietary models are accessed via their official APIs. The remaining open-source models are deployed locally on a server equipped with two NVIDIA GeForce RTX 3090 GPUs. The detailed information of these models is shown in Table 9.

G Case Studies

In this section, we provide several typical bad cases by LLMs.

Ability: Relevant Information Identification

Question:

Could you determine the chemical formula for the compound identified as mp-775760?

Correct Answer:

"LiFeF3"

Prediction of GPT-4o-mini:

"C17H20ClN3O2S" ×

Prediction of GPT-4o:

"LiFeF3" ✓

Remarks: GPT-4o-mini accurately identified the target column and provided a chemical formula as the response; however, it incorrectly identified the context data row, leading to a mismatch between the generated formula and the corresponding Material ID.

Ability: Relevant Information Identification

Question:

Table 8: Detailed URL, description, and license of the source data involved in this paper.

Dataset Name	URL	Database Description	License
MatText	arxiv.org	A compilation of material domain research publications.	CC BY
BioText	bio-protocol.org	A peer-reviewed, open-access journal publishing step-by-step life science protocols.	CC BY 4.0
MatTab	next-gen.materialsproject.org	Offer data on over 160,000 inorganic compounds, like crystal structures.	CC BY 4.0
IaeaTab	www-nds.iaea.org	Provide data on evaluated nuclear structure and decay data, including energy levels.	CC BY-NC
ProtTab	pubchem.ncbi.nlm.nih.gov-protein	Offer chemical property information of more than 320,000 common compounds.	CC BY
MolTab	pubchem.ncbi.nlm.nih.gov-chemical	Offer protein information of more than 60,000 common proteins.	CC BY
GoKG	geneontology.org	A standardized framework for biological knowledge, covering molecular function, cellular component, and biological process.	CC BY 4.0
HipKG	cbdm-01.zdv.uni-mainz.de	Offer confidence scored and functionally annotated human protein-protein interactions.	CC BY 4.0
PhaKG	zenodo.org/records	A biomedical KG comprising over 500,000 interconnections between genes, drugs, etc.	CC BY-NC 4.0
PriKG	dataverse.harvard.edu	A KG integrating 20 biomedical resources to describe over 17,000 diseases and 4,000,000 relationships across ten biological scales.	MIT License

Table 9: Overview of the LLMs assessed in our experimental framework.

Model Name	Creator	Domain	#Parameters	Access	URL
GPT-4o	OpenAI	General	undisclosed	Official API	https://chat.openai.com
GPT-4o-mini	OpenAI	General	undisclosed	Official API	https://chat.openai.com
Claude-3.5-Sonnet	Anthropic	General	undisclosed	Official API	https://claude.ai
DeepSeek-V3	DeepSeek	General	671B	Official API	https://www.deepseek.com
DeepSeek-R1	DeepSeek	General	671B	Official API	https://www.deepseek.com
Llama3.1-70B-it	Meta	General	70B	NVIDIA NIM API	https://llama.meta.com/llama3
Llama3.1-8B-it	Meta	General	8B	Weights	https://llama.meta.com/llama3
Llama4-Maverick	Meta	General	400B(17B×128 Experts)	NVIDIA NIM API	https://www.llama.com/models/llama-4/
Llama4-Scout	Meta	General	109B(17B×16 Experts)	NVIDIA NIM API	https://www.llama.com/models/llama-4/
Qwen2.5-7B-it	Alibaba	General	7B	Weights	https://qwenlm.github.io/
Qwen3-8B	Alibaba	General	8B	Weights	https://qwenlm.github.io/
GLM4-9B-Chat	Tsinghua&Zhipu	General	9B	Weights	https://huggingface.co/THUDM/glm-4-9b-chat
Gemma2-9B-it	Google	General	9B	Weights	https://ai.google.dev/gemma
Minstral-8B-it	Mistral	General	8B	Weights	https://mistral.ai
ChemDFM-v1.5-8B	SJTU	Chemistry	8B	Weights	https://github.com/OpenDFM/ChemDFM
SciGLM-6B	Tsinghua	Science	6B	Weights	https://github.com/THUDM/SciGLM
LlaSMol-Mistral-7B	OSU	Chemistry	7B	Weights	https://huggingface.co/osunlp/LlaSMol-Mistral-7B
ChemLLM-7B-chat	ShanghaiAILab	Chemistry	7B	Weights	https://huggingface.co/AI4Chem/ChemLLM-7B-Chat

How is 'infanrix dtap ipv hep b' (Chemical) connected to 'hepatitis b virus infection' (Disease)?

Correct Answer:
Chemical-Disease

Prediction of Llama-Maverick:
C ✗

Prediction of DeepSeek-V3:
Chemical-Disease
✓

Remarks: Llama4-Maverick failed to correctly identify the corresponding relation in the knowledge graph and provided a completely irrelevant answer ("C"), whereas DeepSeek-V3 responded correctly.

Ability: Information-absence Detection

Question:
Can you enumerate all the PMIDs related to the interaction between id: 25840 and id: 1528?

Correct Answer:
"I cannot answer the question due to insufficient information in the retrieved data."

Prediction of Claude-3.5-Sonnet:
"16239215, 15604093" ✗

Remarks: Claude-3.5-Sonnet failed to detect the absence of question-relevant context in context. Instead, it identified an incorrect Context Row in KG as the relevant context, and thus did not refuse to answer the question, but rather provided an incorrect answer.

Ability: Multi-source Information Integration

Question:
What are all the pairs of entity names that have a Gene-Gene relationship type?

Correct Answer:
"cyp4f2,ggcx", "hras,kdr", "cyb5r3,cyb5a"

Prediction of SciGLM-6B:
"Gene", "Gene" ✗

Remarks: SciGLM-6B failed to provide the correct answer and merely repeated the vocabulary from the question. It also failed to output the response in the required format.

Ability: Multi-source Information Integration

Question:
Among the molecules with cid: 138031, 91721881, 131783619, and 104741, which one possesses the highest heavycnt?

Correct Answer:
131783619

Prediction of ChemLLM-7B-Chat:
49,36 That
n281
n1,64,0585 ✗

Prediction of Qwen2.5-7B-it:
131783619 ✓

Remarks: The result from ChemLLM-7B-Chat is entirely unrelated to the question. For LLMs with weaker context understanding capabilities and instruction-following abilities, the occurrence of such responses is a key reason for their poor performance.

Ability: Context-aware Inference

Question:
Based on the findings of the study, how do ovarian hormones in females influence the metabolic reprogramming effects of Schistosoma mansoni infection on bone marrow-derived macrophages (BMDM)?

Options:
A.Ovarian hormones enhance the metabolic reprogramming...
B.Ovarian hormones do not affect the metabolic...
C.Ovarian hormones inhibit the metabolic

reprogramming...

D.Ovarian hormones cause an increase in glycolysis...

Correct Answer:

C

Prediction of ChemDFM-v1.5-8B:

None

Error:

This model's maximum context length is 8192 tokens. However, you requested 13432 tokens in the messages, Please reduce the length of the messages.

Remarks: Some individual papers exceed the maximum length limit of certain models. In such cases, we can only classify them as errors.

Ability: Context-aware Inference

Question:

Based on the first part of the article, what conclusions can be inferred about the role of surface imperfections in the anisotropic Rashba effect observed in the 2D Janus XA2Y monolayers, and what implications might this have for spintronic applications?

Options:

...

Correct Answer:

A, B

Prediction of GPT-4o:

A ✗

Remarks: GPT-4o demonstrates some reasoning ability and selected a correct answer; however, it failed to identify all the correct answers in a multiple-choice question.

Ability: Context-aware Inference

Question:

List all the material IDs that have Space Group Symbol as "Amm2".

Correct Answer:

mp-1017367, mp-1021395, mp-1219958

Prediction of Qwen3-8B with thinking:

<think>Okay, so I need to...</think>

mp-1219958,mp-1021395,mp-1017367 ✓

Prediction of Qwen3-8B without thinking:

mp-1205400,mp-1219471,mp-1219958,mp-1221742,mp-1222109,mp-1233960,mp-1245579,mp-1272454,mp-1372845,mp-1406912,mp-14107,mp-1411625,mp-1517069,mp-1518293,mp-1518633,mp-15644,mp-1638589,mp-17955,mp-18026,mp-18027,mp-18028,mp-18029,mp-18030,mp-18031,mp-18032,mp-18033,mp-18034,mp-18035,mp-18036,... ✗

Prediction of Qwen2.5-7B-it:

mp-1219958 ✗

Remarks: The Qwen3-8B model with thinking activation achieved 100% precision and recall by accurately identifying all three correct material IDs. In contrast, the non-thinking variant generated numerous false positives, indicating a substantial decline in performance. The Chain-of-Thought (CoT) mechanism effectively directed the model's attention to relevant fields—specifically, by constraining the search explicitly to the "Space Group Symbol" column—thereby preventing the inclusion of erroneous data from unrelated columns or positional artifacts. Moreover, CoT activation suppressed redundant and irrelevant output patterns.

Ability: Context-aware Inference

Question:

Based on the methods and experimental results of the article, which factors could likely contribute to the more effective anti-PD1 response in the orthotopic murine model of mismatch repair-deficient lung adenocarcinoma compared to the subcutaneous model?

A: The subclonality of tumor cells resulting in increased clonal neoantigen frequency in the orthotopic model.

B: Higher overall immune cell infiltration,

particularly T cells and dendritic cells, in the orthotopic lung environment.

C: A similar proportion of tumor-associated macrophages and CD8+ T cells but different responses to anti-PD1 treatment in the subcutaneous model.

D: Lower mutational burden resulting from fewer unique variants in the orthotopic model, affecting the immune response.

Correct Answer:

A

Prediction of DeepSeek-V3:

B ✗

Prediction of DeepSeek-R1:

<think>Alright, let's tackle...</think>

A ✓

Remarks: In the task of context-aware inference within unstructured text, DeepSeek-R1 demonstrates stronger reasoning capabilities than DeepSeek-V3. This indicates that reasoning models also possess significant advantages in understanding unstructured text.

Ability: Multi-source Information Integration

Question:

What entity engages in interactions with the entities: epilepsy and diabetes mellitus?

Correct Answer:

gabapentin

Prediction of DeepSeek-R1:

<think>Okay, let's...</think>

No entity in the provided data interacts with both epilepsy and diabetes mellitus. ✗

Remarks: Even the well-performing reasoning model DeepSeek-R1 struggles to answer complex questions involving knowledge graph multi-source information integration.