

Harnessing Caption Detailness for Data-Efficient Text-to-Image Generation

Xinran Wang^{1*} Muxi Diao^{1,2*} Yuanzhi Liu¹ Chunyu Wang^ξ

Kongming Liang^{1†} Zhanyu Ma¹ Jun Guo¹

¹Beijing University of Posts and Telecommunications ²Zhongguancun Academy

{wangxr, dmx, liuyuanzhi, liangkongming, mazhanyu, guojun}@bupt.edu.cn

chunyu.wangdlut@gmail.com

Caption A Longer but involves more *non-visual details* !!

The image captures a peaceful urban scene near a waterfront, **where people seem to be enjoying a leisurely afternoon**. A **sleek vehicle** with **black multi-spoke rims, red brake calipers, likely belonging to an enthusiast or a dealership**, is **parked** in the foreground. The surrounding environment is lively, **with people walking, sitting on benches** — some **might be tourists admiring the view**. In the background, a **large body of water** is visible **with boats floating on it**. There are also **trees** providing **shade** and a **mountainous landscape** in the distance, **suggests that this is a popular spot for relaxation and sightseeing**. There are also **trash bins** along the waterfront, adding to the structured appearance of the scene. The **road** has a **red-painted section**, possibly indicating a designated lane.

Caption B Shorter and contains more *visual details*

A **silver Porsche 911** with **black multi-spoke rims, red brake calipers**, and the text **"Porsche Zentrum"** on its side is parked on a street near a **waterfront**. The coupe has a **sloping roofline, tinted windows**. Behind it, **people are sitting on benches, walking along the promenade**. A **large white passenger boat** is docked in the water, with distant mountains under a **partly cloudy sky**. The street has a **red line**, and **stainless steel trash bins** and **lampposts** line the **sidewalk**. **Two large trees with green leaves** are **behind** the lampposts.

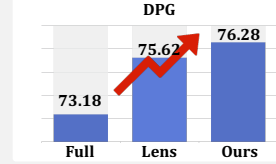
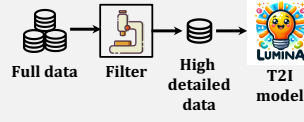
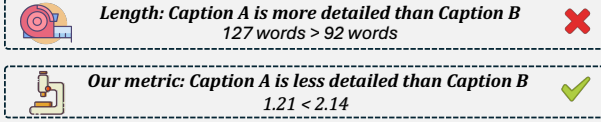


Figure 1. Caption length is not a perfect indicator of caption detailness. In this paper, we propose a new metric to more effectively estimate caption detailness. Using this metric to select T2I training data surpasses both full-data training and length-based selection methods on the dense prompt graph (DPG) benchmark.

Abstract

Training text-to-image (T2I) models with detailed captions can significantly improve their generation quality. Existing methods often rely on simplistic metrics like caption length to represent the detailness of the caption in the T2I training set. In this paper, we propose a new metric to estimate caption detailness based on two aspects: image coverage rate (ICR), which evaluates whether the caption covers all regions/objects in the image, and average object detailness (AOD), which quantifies the detailness of each object’s description. Through experiments on the COCO dataset using ShareGPT4V captions, we demonstrate that T2I models trained on high-ICR and -AOD captions achieve superior performance on DPG and other benchmarks. Notably, our metric enables more effective data selection—training on only 20% of full data surpasses both full-dataset training and length-based selection method, improving alignment and reconstruction ability. These findings highlight the critical role of detail-aware metrics over length-based

heuristics in caption selection for T2I tasks.

1. Introduction

Recent text-to-image (T2I) generation advancements have showcased the remarkable potential of converting textual descriptions into vivid images. The training paradigm for T2I generation models typically involves encoding image captions through text encoders to establish conditional control over generated content. Although current T2I models [8, 47, 50–52] achieve impressive results, they rely on massive simplistic caption datasets [37, 53, 54, 65] in their training stage. This reliance introduces a data efficiency problem—models trained on large-scale datasets still struggle with generating complex visual scenes by inputting long, richly detailed textual prompts. To solve this

* Equal contribution
 ξ Independent researcher
 † Corresponding author

problem, many works apply more detailed image captions [6, 19, 33, 43, 46, 57] to enhance the ability of T2I models on long prompts following. However, manually annotating images with detailed captions is prohibitively expensive. To reduce costs, many studies [5, 32, 38, 40, 60] leverage multimodal large language models (MLLMs) to generate detailed image captions beyond traditional ones. These models not only describe primary objects but also capture attributes, spatial relationships, and contextual interactions, providing stronger control signals for training T2I models.

However, measuring caption detailness remains a challenge. Previous works [30, 32] simply represent detailness through caption length, assuming longer captions inherently contain richer information. As shown in Figure 1, length is not the perfect proxy for caption detailness since it suffers from two limitations: 1) Long descriptions may also miss certain areas of the image, and 2) Verbose captions may contain redundant details that are irrelevant to the visual information in the image. To address this gap, we propose a new caption detailness metric considering two aspects: **image coverage rate (ICR)** and **average object detailness (AOD)**. ICR quantifies the proportion of regions / objects in the image accurately described in the caption, while AOD assesses the granularity of object descriptions by considering both attributes and relations.

To analyze the influence of these two aspects, we first conducted an experiment to investigate the relationship between AOD, ICR, and T2I performance. Using the detailed ShareGPT4V [9] captions for COCO [37], we generated multiple sets of captions with varying ICR and AOD proportions. Then we trained the same T2I model on each set and evaluated their performance. The results revealed a clear positive correlation between model performance and the two metrics.

To further validate the practical utility of the proposed metric, we employed it for data filtering on the ShareGPT4V-COCO dataset. Notably, training on no more than 20% of the full data selected by our metrics resulted in higher image-text consistency and better image reconstruction effects compared to training on the entire dataset, highlighting their effectiveness for selecting high-quality training data. Moreover, our approach outperformed length-based filtering strategies, underscoring that **caption length alone is not a reliable indicator of caption detailness**.

Our contributions can be summarized as follows:

(1) **Novel caption detailness metrics:** We propose a new metric which considers two aspects: ICR quantifies the proportion of objects accurately described in the caption, while AOD assesses the granularity of object descriptions by considering both attributes and relationships.

(2) **Uncover the positive correlation trend:** We design experiments to show that higher AOD and ICR values in training captions lead to improved text-to-image generation.

(3) **Caption detailness-based data filtering strategy:** Utilizing AOD and ICR for training data selection surpasses both full-data and length-based filtering methods, enhancing image-text consistency and improving image reconstruction performance.

2. Related Work

2.1. Detailed Image Captioning

Recent image captioning models leverage large language models (LLMs) [1, 7, 10, 13, 20, 49, 56], which excel at next token prediction, as the decoder and the vision transformers (ViTs) [16, 48] as the visual encoder to process image inputs. The integration of these components forms multimodal large language models (MLLMs) [3, 9, 12, 39, 59, 67]. After training on synthetic datasets, MLLMs demonstrate enhanced capabilities to produce long-form, detailed image descriptions that surpass conventional captioning outputs. Existing evaluation metrics for image captions predominantly focus on linguistic quality—assessing aspects such as text-image consistency, grammatical correctness, fluency, and syntactic structure—using measures like BLEU [44], ROUGE [36], METEOR [4], CIDEr [58], CLIP Score [23], CAPTURE Score [15] and other caption evaluation metrics [27, 42]. While these metrics are effective for evaluating text coherence and language quality, they often overlook an essential factor: the density of visual information contained within the caption. This oversight means that even captions with high linguistic scores may fail to capture the rich visual details necessary for guiding downstream tasks, such as text-to-image generation. Recent research efforts have begun to address this limitation by integrating question answering and visual grounding into evaluation frameworks [11, 27, 42, 46]. However, a systematic metric that quantifies the level of visual detail remains underdeveloped. In this paper, we introduce two metrics for estimating the caption detailness.

2.2. Text-to-image Generation

Text-to-image generation has rapidly evolved, driven by breakthroughs in deep learning architectures, including generative adversarial networks (GANs) [21, 22, 24] and more recently, diffusion models [14, 17, 25, 26, 41, 45, 52, 55, 63, 66]. Early approaches laid the groundwork by conditioning image synthesis on class categories or short textual prompts, yet they often produced images that were limited in detail and fidelity. Subsequent models [18, 35, 68], particularly those incorporating diffusion transformers [45] and large language models as text encoders with long text encoding ability, have achieved higher resolution and greater semantic consistency. Despite these advancements, a persistent challenge remains: generating images from long, detailed textual descriptions. Many current models

perform well with short, simplistic prompts but struggle when confronted with more elaborate and nuanced text. In this paper, our study aims to use the caption detailness metric to filter small but highly detailed descriptions to improve the text-to-image model’s ability on long prompt following.

3. Caption Detailness Estimation

In this section, we first point out the inherent drawbacks of using length to represent caption detailness. Then we precisely show how to accurately calculate the image coverage rate and average object detailness based on the caption’s scene graph. Finally, we thoroughly introduce the caption detailness, which integrates the above two metrics while penalizing verbosity or irrelevant content. The whole process of our caption estimation method is shown in Figure 2.

3.1. Problem Formulation

Given a training dataset of image-caption pairs $D = \{x_i, c_i\}_{i=1}^N$, we aim to estimate the caption detailness in training data. Therefore, we must first clearly define “detailness” - a concept often conflated with caption length in prior work. However, textual length alone is not a perfect proxy for detailness. Consider two failure modes: (1) Captions containing redundant or image-irrelevant content (e.g., “A man in a red jacket is walking towards a restaurant down the street. *The person is probably hungry.*” where the *blue-colored* speculative clause adds no visual information), or (2) Verbose phrasing that inflates token count without enhancing visual specificity, such as repetitively stating “There is a *very big, enormous, gigantic* skyscraper. Cleaners are cleaning the glass on the *very big, enormous, gigantic* skyscraper.” instead of concisely describing “Cleaners are cleaning the glass on an *enormous* skyscraper.”.

Theoretically, an ideal detailed caption should achieve two goals: (1) Fully enumerate all objects present in the image, and (2) Characterize each object through its attribute dimensions (e.g., color, material, pose) and relational contexts (e.g., spatial arrangements, interactions). This leads us to formalize caption detailness through dual perspectives: image coverage rate (the proportion of detectable objects/scenes described) and average object detailness (the average number of attributes and relations per object).

3.2. Scene Graph Parsing

To estimate these two metrics, we first need to decompose the caption into concept level. The scene graph [28, 31, 64] is a good semantic representation composed of concepts. Inspired by [2, 11, 15, 27, 34, 42, 61], we apply a scene graph parser to transform the unstructured description into a structured semantic graph. Given any caption c , we can parse it into a scene graph:

$$G(c) = \langle O(c), R(c), A(c) \rangle \quad (1)$$

where $O(c)$ is the set of object mentions in c , $R(c)$ is the set of relations between objects and $A(c)$ is the set of object attributes. Here we apply Llama3-70B [1] with design instruction as the scene graph parser, the instruction can be seen in the supplementary material. In the next two sections, we will respectively introduce how to evaluate the image coverage rate and average object detailness of a caption based on the semantic graph.

3.3. Image Coverage Rate

The image coverage rate (ICR) serves as a crucial metric to assess the comprehensiveness of a generated caption in describing objects/regions in an image. A higher ICR suggests that the caption captures a larger proportion of objects, while a lower ICR may indicate missing or ungrounded objects. A simple way to calculate the ICR is to use a segmentation model to ground all caption-mentioned objects. Formally, given an image x , and the object set $O(c)$ mentioned by its caption c , we apply a segmentation model, e.g., LISA [29] to generate a segmentation mask for each object in $O(c)$. Then the image coverage rate of image x can be calculated by the union area ratio of all object masks to the area of the whole image:

$$\text{ICR}(x, c) = \frac{\text{Area}(\bigcup_{j=1}^{|O(c)|} \{s_j\})}{\text{Area}(x_i)}, \quad (2)$$

where s_j is the segmentation mask of the object j and $\text{Area}(\cdot)$ is the area calculation function.

3.4. Average Object Detailness

The average object detailness (AOD) reflects the level of detail of each object in the image being described. In a semantic graph, the number of edges connected to an object node indicates its detail level. Specifically, edges can represent either object attributes or relationships between objects. Given an object $o_j \in O(c)$ in the image x , we define its relation and attribute count as follows:

$$\begin{aligned} \mathcal{D}_R(o_j, c) &= |\{(o_j, r, o_k) \mid o_k \in O(c), r \in R(c)\}|, \\ \mathcal{D}_A(o_j, c) &= |\{(o_j, a) \mid a \in A(c)\}|. \end{aligned} \quad (3)$$

The total detailness score for the image x is then computed as the average across all objects:

$$\text{AOD}(x, c) = \frac{\sum_{j=1}^{|O(c)|} (\mathcal{D}_R(o_j, c) + \mathcal{D}_A(o_j, c))}{|O(c)|}. \quad (4)$$

Specifically, a higher AOD score indicates that objects in an image are described with more attributes and relationships, which means the associated caption captures finer details of the visual scene.

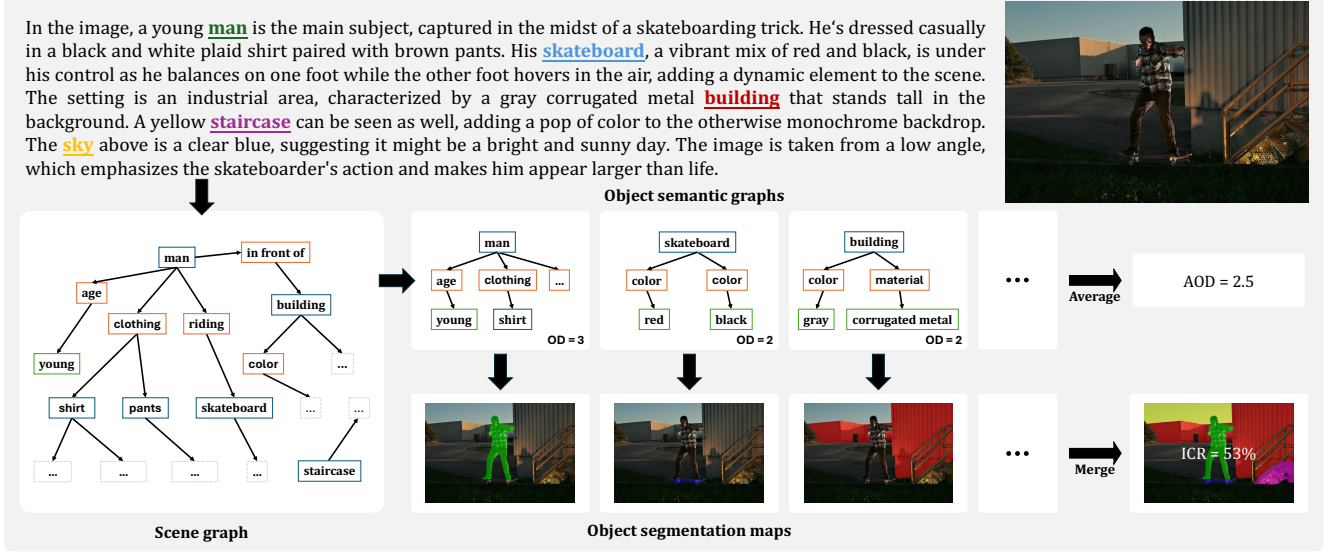


Figure 2. Illustration of calculating average object detailness (AOD) and image coverage rate (ICR). The image caption is first parsed into a scene graph, from which we extract the semantic graph for each object. A segmentation model provides object masks. AOD is computed as the average number of triplets per object graph, while ICR is determined by the total area ratio of all objects.

3.5. Caption Detailness

To account for the differing value ranges of ICR and AOD, we combine them into a unified metric for caption detailness while penalizing verbosity or non-visual content:

$$CD(x, c) = \frac{ICR(x, c) \times AOD(x, c)}{\text{Length}(c)}, \quad (5)$$

where $\text{Length}(\cdot)$ is the word counting function. This formulation ensures that longer, potentially verbose captions with extraneous content receive a lower score, emphasizing concise and visually relevant descriptions.

4. Experiments

In this section, we first conduct experiments to assess the impact of the proposed ICR and AOD on the performance of text-to-image generation. Then we conduct a practical experiment to demonstrate how these metrics help identify and select detailed captions.

4.1. Base Model and Datasets

We select **Lumina-Next-T2I** [68], an open-source text-to-image (T2I) model, as our base model, which utilizes Next-DiT (a 2B-parameter diffusion transformer) as the backbone and Gemma-2B [56] as the text prompt encoder (support long text prompt encoding). For comprehensive evaluation, we employ multiple datasets. The **MSCOCO** 2017 training subset [37] is used with detailed captions from ShareGPT4V [9]. We partition it into 5,000 image-text pairs for testing while allocating the remaining samples for





Figure 3. An illustration of how scene graphs are sampled to produce captions by varying image coverage rates (ICRs). Starting from the scene graph of a detailed caption. Then sub-graphs of different ICRs are sampled and converted into captions.

training to assess in-domain generation performance. For out-of-domain generalization evaluation, we incorporate the **Dense Prompt Graph** (DPG) benchmark, which assesses the consistency between generated visual content and input long prompts. Additionally, we utilize the **ImageInWords** (IIW) dataset [19], which consists of 400 human-curated hyper-detailed image descriptions created through a rigorous human-in-the-loop annotation framework. It can facilitate precise evaluation of text-to-image reconstruction ca-



An intricately detailed oil painting that captures the whimsical essence of a **feline super math wizard**. The cat, adorned with a **wizard's hat and cape**, is surrounded by **floating mathematical symbols and equations**. The rich textures of the brush strokes give depth to the cat's fur and the magical elements, creating a vivid and captivating scene.

A picturesque scene that is reminiscent of the Hudson River School style, with a whimsical twist incorporating dessert-themed elements. **The river of rich, flowing chocolate curves through the landscape**, while **mountains in the distance** resemble scoops of different ice cream flavors. **Fluffy, pink cotton candy trees** dot the banks of the river, adding a sweet playfulness to the traditional pastoral setting.

Figure 4. Generation examples of models trained by captions of different ICR ratios and AOD ratios using DPG prompts.

pabilities, particularly for intricate visual details.

4.2. Metrics

We evaluate the text-to-image model based on three key aspects: (1) the overall quality and realism of the generated images; (2) the alignment between the generated image and the text prompt; (3) the model's ability to reconstruct the original image from a detailed textual description. For image realism, we use the Fréchet Inception Distance (FID), where lower values indicate higher fidelity to real images. The CLIP Score (CLIP-S) measures semantic similarity between the generated image and the text, while CLIP Image Similarity (CLIP-IS) evaluates the resemblance between the generated and original reference images. Additionally, the Dense Prompt Graph (DPG) Benchmark employs a question-answering framework using the mPLUG-large model to quantify the alignment between the generated image and the input prompt. The detailed introduction for each metric is listed in the supplementary material.

4.3. Influence of ICR and AOD

To investigate the individual effects of ICR and AOD, we generate captions with varying ICR and AOD values for the same image. We start with the original training set captions and parse them into scene graphs. From these graphs, we sample sub-graphs to create distinct captions with controlled variations in ICR and AOD as shown in Figure 3. Specifically, we iteratively sample sub-graphs cor-

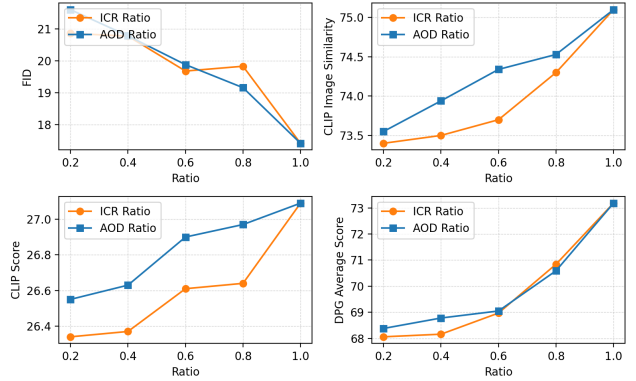


Figure 5. Text-to-image performance of Lumina-Next-T2I fine-tuned by different ratios of ICR and AOD captions.

responding to 20%(±5%), 40%(±5%), 60%(±5%), and 80%(±5%) of the original ICR and AOD. Then we synthesize these sub-graphs into captions. Increasing the ICR results in captions that cover a larger area of the image while increasing the AOD leads to captions that include more attributes for each object and more detailed relationships between objects. Finally, these synthetic captions are used to train Lumina-Next-T2I for performance comparison.

Positive Correlation Trend. As shown in Figure 5, our experiments reveal that both ICR and AOD have a consistent positive correlation with the T2I performance. Specif-

	Ratio	Average	Attribute	Relation	Entity	Global	Other
ICR	0.2	68.06	78.66	80.36	79.78	79.27	80.57
	0.4	68.16	79.80	80.02	79.70	77.26	80.40
	0.6	68.97	79.42	81.17	81.21	83.68	79.20
	0.8	70.84	80.13	82.87	80.38	86.71	84.71
	1	73.18	83.07	85.75	83.11	84.85	82.08
AOD	0.2	68.38	79.39	80.21	80.90	77.37	80.77
	0.4	68.78	80.94	81.06	80.50	79.89	82.46
	0.6	69.05	80.34	83.79	79.26	80.79	77.95
	0.8	70.59	81.85	83.01	82.14	80.64	81.34
	1	73.18	83.07	85.75	83.11	84.85	82.08

Table 1. DPG performance comparison under different ICR / AOD ratios where ratio 1 represents the ShareGPT4V captions.

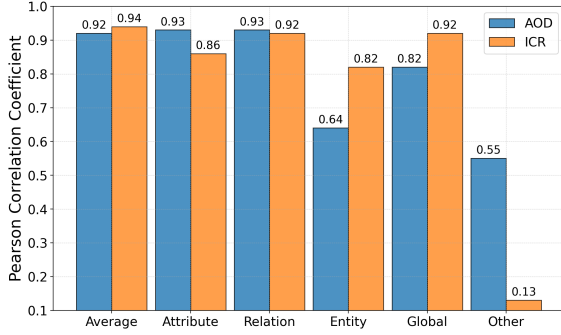


Figure 6. Comparison of Pearson correlation coefficients between ICR/AOD and DPG L1 categories' scores.

ically, increasing the ICR and AOD values in training captions led to progressively better results across various metrics. More detailed text conditions resulted in lower FID scores, indicating improved generation quality, while higher CLIP-IS values suggested greater similarity between generated and original images. Additionally, the rising CLIP-S and DPG scores confirmed enhanced image-text alignment. We observed that captions with a 60% ICR sometimes outperformed those with 80% ICR on certain metrics, such as CLIP-S and FID. This may be due to the omission of small but important objects in images when using the 80% relative ICR setting. We further show some generation examples in Figure 4. The model trained by higher AOD and ICR usually has a relatively better generation quality and higher image-text consistency. With the increase of AOD, the details of each object are generated better, with the increase of ICR, the objects in the scene are more comprehensive, and the relationships between objects are also improved.

Influence on Different Dimensions. We present the scores of DPG L1 categories in Table 1. To analyze the influence of ICR and AOD on different dimensions, we compute the Pearson correlation coefficient r between the AOD/ICR ratio and the scores of various dimensions. The results in Figure 6 indicate that ICR exhibits a higher Pear-

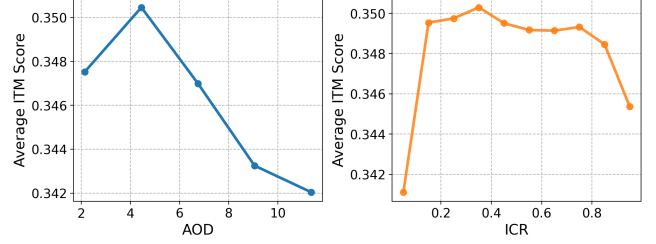


Figure 7. Impact of AOD and ICR on ITM Score: Captions with higher values of AOD and ICR may introduce more noise.

son correlation with entity and global generation performance compared to AOD. This suggests that the generation performance of these two dimensions is more strongly influenced by ICR, as captions with higher ICR contain more object information and more area. Conversely, attribute performance is more significantly impacted by AOD, as captions with higher AOD include more attributes per object. In terms of relations, both ICR and AOD show strong correlations. This is because an increase in ICR captures more objects, thereby capturing their interrelations. And more relations contribute to a higher AOD.

4.4. Training Caption Filtering

The experimental design presented in the previous section primarily relies on well-engineered synthetic captions, which may not fully represent real-world training scenarios utilizing MLLM-generated descriptions. While the average ICR and AOD of ShareGPT4V have already reached 76.75% and 2.19/object, respectively, an open question remains: can performance be further enhanced by using more detailed captions? Moreover, is full training data necessary, or can a smaller set of highly detailed caption-image pairs suffice? To address these questions and validate the practical effectiveness of ICR and AOD metrics in actual data curation, we conducted systematic caption filtering experiments on the ShareGPT4V dataset.

Notably, more important than detailness is the caption’s semantic correctness, which constitutes the fundamental requirement for training data quality. Detailed but erroneous descriptions may induce amplified noise propagation due to their high information density. To quantify this trade-off between semantic correctness and detailness, we apply LLM2CLIP [62], an enhanced vision-language model that replaces CLIP’s text encoder with a large language model. This framework enables the calculation of image-text matching (ITM) scores on image-detailed caption pairs. We use this metric to quantify the semantic correctness.

Through comprehensive annotation of ICR, AOD, and ITM metrics across the training set captions, we performed analysis by grouping descriptions with comparable ICR/AOD levels. As shown in Figure 7, the ITM scores ex-

Strategy	num	avg. ICR	avg. AOD	FID ↓	MSCOCO		Average	Attribute	DPG ↑			
					CLIP-S ↑	CLIP-IS ↑			Relation	Entity	Global	Other
Full	113,162	76.75	2.19	17.42	27.09	75.10	73.18	83.07	85.75	83.11	84.85	82.08
Rand	20,000	76.74	2.18	15.97	27.43	75.74	74.78	<u>84.12</u>	84.60	81.91	84.0	81.91
Len	20,000	73.37	2.08	<u>16.30</u>	27.39	75.53	75.61	83.81	85.55	83.74	<u>87.16</u>	85.39
ITM-Len	20,000	73.92	2.15	16.41	<u>27.52</u>	75.53	<u>75.62</u>	85.13	83.08	<u>84.86</u>	77.80	84.21
Ours	20,000	84.07	2.36	16.32	27.63	<u>75.73</u>	76.28	83.62	85.28	85.45	87.70	<u>84.99</u>

Table 2. T2I performance of various data selection strategies. Best scores are highlighted in bold, and second-best scores are underlined.

Filtering Metrics			avg. ICR	avg. AOD	FID ↓	MSCOCO		Average	Attribute	DPG ↑			
ITM	ICR	AOD				CLIP-S ↑	CLIP-IS ↑			Relation	Entity	Global	Other
✓			74.89	2.23	16.52	27.58	75.40	<u>75.98</u>	84.31	84.31	84.11	86.50	86.34
✓	✓		88.15	2.19	<u>16.04</u>	27.60	75.57	<u>75.97</u>	84.70	87.53	84.04	85.40	83.54
✓		✓	74.30	2.51	16.22	<u>27.62</u>	<u>75.65</u>	75.41	84.25	86.47	<u>84.20</u>	81.79	84.33
	✓	✓	92.70	2.92	16.32	27.38	75.49	74.52	<u>84.54</u>	<u>87.43</u>	83.36	82.23	81.76
✓	✓	✓	85.54	2.36	15.68	27.59	75.60	75.62	83.59	85.25	84.01	<u>87.11</u>	81.84
+ Length Normalization													
✓	✓	✓	84.07	2.36	16.32	27.63	75.73	76.28	83.62	85.28	85.45	87.70	<u>84.99</u>

Table 3. Ablation results of metrics combinations. Best scores are highlighted in bold, and second-best scores are underlined.

Metrics	Full	Rand	Len	ITM-Len	Ours
CLIP-S	25.89	26.16	26.17	<u>26.22</u>	26.36
CLIP-IS	67.20	68.27	68.04	<u>68.45</u>	68.72

Table 4. Results on 400-IIW test set. Best scores are highlighted in bold, and second-best scores are underlined.

hibit an inverted-U relationship with both ICR and AOD values: initially improving with increasing metric values before reaching an optimal plateau and subsequently degrading at elevated levels. This non-monotonic relationship suggests that while moderate detailness enhances alignment quality, excessively detailed ShareGPT4V captions may contain perceptual inaccuracies or hallucinated content.

Our Caption Selection Strategy and Baselines. Based on previous observations, we build our caption filtering strategy through sequential filtering to trade between detailness and semantic correctness: **(1) Semantic pruning:** First, we filter the dataset by retaining only the K samples with the highest ITM scores, thereby eliminating misaligned pairs. **(2) Detailness ranking:** Using caption detailness formulated in Equation (5) for the filtered subset, selecting the top T samples to maximize descriptive richness while preserving semantic fidelity. We compare our approach against the following data selection strategies: (1) **Full data:** Training on the entire unfiltered dataset. (2) **Random:** Randomly selecting T samples from the full dataset. (3) **Length:** Selecting T samples with the longest captions by word count. (4) **ITM + Length:** Selecting T longest samples from the K samples with the highest ITM scores. This baseline is used to compare the role of detail-

ness with pure caption length.

Here we set K as 30,000 and T as 20,000. We compare the average ICR and average AOD of training data from different data selection strategies in Table 2. Notably, compared to data selected using length-based strategies, the subset chosen by our method exhibits higher ICR and AOD. This suggests that longer captions do not necessarily provide high image coverage or richer semantic representations of attributes and relationships.

Results. The results of different caption selection strategies are presented in Table 2. Surprisingly, random selection outperforms using the full dataset, suggesting that the full data captions may contain substantial noise. Compared to selecting solely based on length, choosing the longest caption among those with the highest ITM score yields a higher CLIP-S. Furthermore, our method surpasses ITM-Len in multiple metrics, achieving a higher DPG average score, CLIP-IS, and CLIP-S while maintaining a lower FID. We visualize several generated examples in Figure 8. Images generated using our data selection method exhibit better image-text alignment and capture fine details more accurately. For instance, in the second example, the prompt specifies a buttoned vest, yet beavers generated by other selection methods wear vests without buttons. Similarly, in the third example, our method successfully adheres to the prompt’s specification regarding the number of water lilies. We provide more generated examples in supplementary materials. Additionally, we evaluate different data selection strategies on the 400-image IIW test set, an out-of-domain dataset, with results shown in Table 4. Our method achieves the highest CLIP-S and CLIP-IS scores, demonstrating that models trained with our filtering strategy are better able to

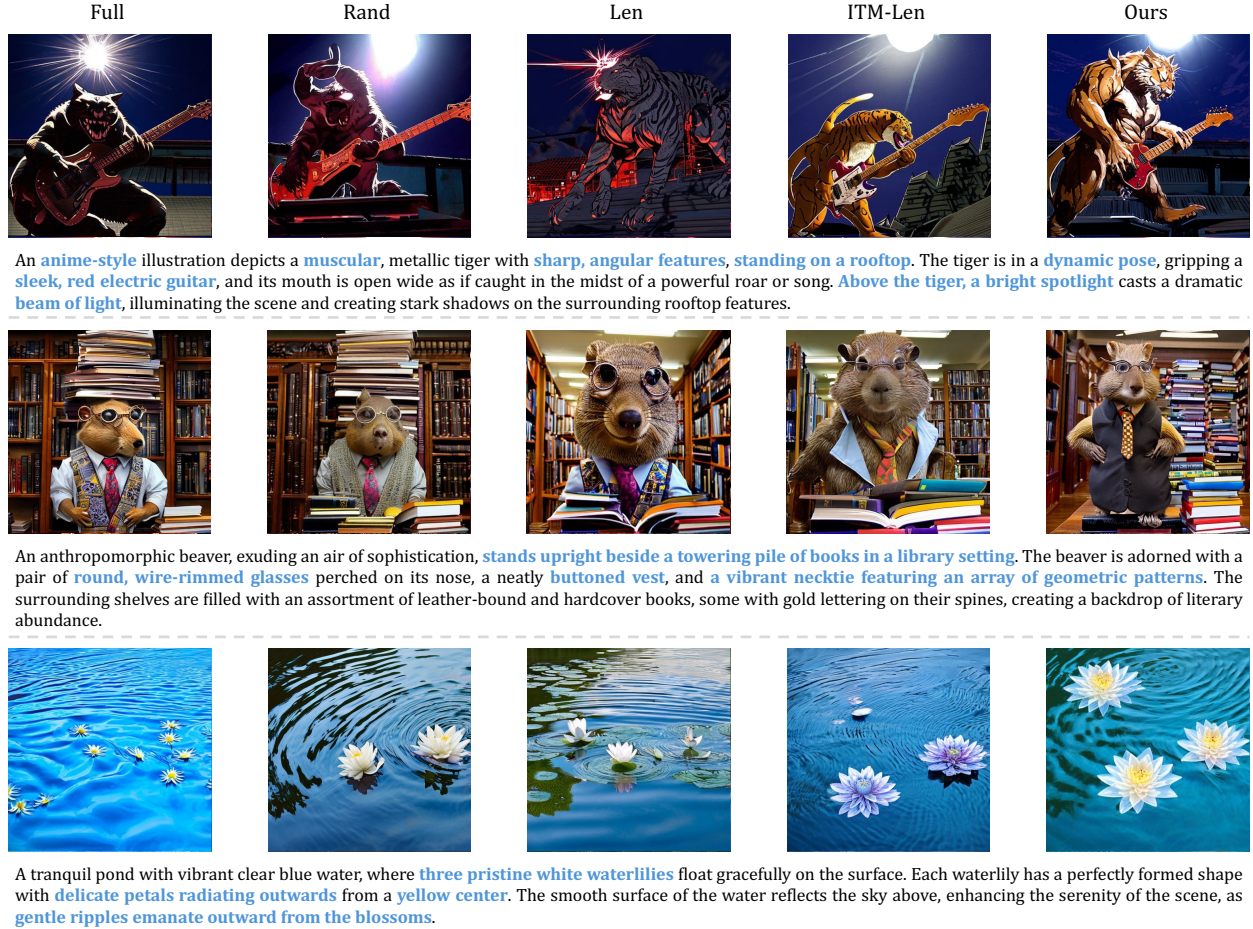


Figure 8. Generated image examples from DPG benchmark. The blue text highlights matching details generated by our method.

reconstruct the fine details of the out-of-domain images using text prompts alone and the generated image is more consistent with the input text.

Ablations. We further conduct ablation studies on the filtering metrics used in our selection strategy (see Table 3). First, we evaluate a variant that relies exclusively on the ITM score. While this ITM-only approach yields a relatively high DPG average score and CLIP-S—indicating improved image-text consistency—it also results in a higher FID and lower CLIP-IS. These findings suggest that relying solely on ITM is insufficient for achieving high-quality image reconstruction. When combining ITM with AOD, the DPG score worsened, implying that captions with high AOD introduce noise and adversely affect image-text consistency. In contrast, the ITM + ICR strategy outperforms ITM + AOD, as captions with higher ICR introduce less noise, consistent with the observations in Figure 7. As expected, filtering solely with ICR and AOD leads to even poorer performance, underscoring the need for a combined metric approach. Finally, normalizing detailness by caption length further enhances performance, indicating that

ShareGPT4V’s COCO image descriptions contain substantial redundant non-visual information that hinders effective image-text alignment during model training.

4.5. Training Captions Annotation Suggestions

Based on our experimental findings, we recommend the following guidelines for image caption annotation: (1) Avoid using caption length as the sole measure of detail. Instead, evaluate the annotation by considering how comprehensively it covers the image and the specificity of the descriptions for each object. (2) Prioritize annotations accuracy. Ensure descriptions are precise and reliable before adding detail, as overly detailed yet inaccurate captions may introduce noise and hinder image-text alignment.

5. Conclusion

In this work, we proposed a new metric considering two aspects—image coverage rate (ICR) and average object detailness (AOD)—to re-evaluate caption detailness from a new perspective, moving beyond the traditional reliance on caption length. Our experiments on the COCO dataset with

ShareGPT4V captions demonstrate that T2I models trained on captions with higher ICR and AOD yield significantly improved image-text consistency and reconstruction quality. Moreover, filtering training data using these metrics outperforms both full-dataset and length-based filtering approaches, achieving superior results with no more than 20% of the full data. These findings underscore the importance of using nuanced, detail-aware metrics for annotating and selecting captions in text-to-image generation.

References

- [1] AI@Meta. Llama 3 Model Card. 2024. [2](#), [3](#)
- [2] Peter Anderson, Basura Fernando, Mark Johnson, and Stephen Gould. SPICE: Semantic Propositional Image Caption Evaluation. In *Computer Vision – ECCV 2016*, pages 382–398. Springer International Publishing, Cham, 2016. [3](#)
- [3] Jinze Bai, Shuai Bai, Shusheng Yang, Shijie Wang, Sinan Tan, Peng Wang, Junyang Lin, Chang Zhou, and Jingren Zhou. Qwen-vl: a versatile vision-language model for understanding, localization, text reading, and beyond, 2023. [2](#)
- [4] Satanjeev Banerjee and Alon Lavie. METEOR: An Automatic Metric for MT Evaluation with Improved Correlation with Human Judgments. In *Proceedings of the ACL Workshop on Intrinsic and Extrinsic Evaluation Measures for Machine Translation and/or Summarization*, pages 65–72, Ann Arbor, Michigan, 2005. Association for Computational Linguistics. [2](#)
- [5] James Betker, Gabriel Goh, Li Jing, Tim Brooks, Jianfeng Wang, Linjie Li, Long Ouyang, Juntang Zhuang, Joyce Lee, Yufei Guo, and others. Improving image generation with better captions. *Computer Science*. <https://cdn.openai.com/papers/dall-e-3.pdf>, 2(3):8, 2023. [2](#)
- [6] Diego Bonilla-Salvador, Marcelino Martínez-Sober, Joan Vila-Francés, Antonio José Serrano-López, Pablo Rodríguez-Belenguer, and Fernando Mateo. PixLore: A Dataset-driven Approach to Rich Image Captioning, 2024. [2](#)
- [7] Tom Brown, Benjamin Mann, Nick Ryder, Melanie Subbiah, Jared D Kaplan, Prafulla Dhariwal, Arvind Neelakantan, Pranav Shyam, Girish Sastry, Amanda Askell, Sandhini Agarwal, Ariel Herbert-Voss, Gretchen Krueger, Tom Henighan, Rewon Child, Aditya Ramesh, Daniel Ziegler, Jeffrey Wu, Clemens Winter, Chris Hesse, Mark Chen, Eric Sigler, Mateusz Litwin, Scott Gray, Benjamin Chess, Jack Clark, Christopher Berner, Sam McCandlish, Alec Radford, Ilya Sutskever, and Dario Amodei. Language Models are Few-Shot Learners. In *Advances in Neural Information Processing Systems*, pages 1877–1901. Curran Associates, Inc., 2020. [2](#)
- [8] Junsong Chen, Jincheng YU, Chongjian GE, Lewei Yao, Enze Xie, Zhongdao Wang, James Kwok, Ping Luo, Huchuan Lu, and Zhenguo Li. PixArt- α : Fast Training of Diffusion Transformer for Photorealistic Text-to-Image Synthesis. In *The Twelfth International Conference on Learning Representations*, 2024. [1](#)
- [9] Lin Chen, Jinsong Li, Xiaoyi Dong, Pan Zhang, Conghui He, Jiaqi Wang, Feng Zhao, and Dahua Lin. ShareGPT4V: Improving Large Multi-modal Models with Better Captions. In *Computer Vision – ECCV 2024*, pages 370–387. Springer Nature Switzerland, Cham, 2025. [2](#), [4](#)
- [10] Wei-Lin Chiang, Zhuohan Li, Zi Lin, Ying Sheng, Zhanghao Wu, Hao Zhang, Lianmin Zheng, Siyuan Zhuang, Yonghao Zhuang, Joseph E. Gonzalez, Ion Stoica, and Eric P. Xing. Vicuna: An Open-Source Chatbot Impressing GPT-4 with 90%* ChatGPT Quality, 2023. [2](#)
- [11] Jaemin Cho, Yushi Hu, Jason Baldridge, Roopal Garg, Peter Anderson, Ranjay Krishna, Mohit Bansal, Jordi Pont-Tuset, and Su Wang. Davidsonian Scene Graph: Improving Reliability in Fine-grained Evaluation for Text-to-Image Generation. In *ICLR*, 2024. [2](#), [3](#)
- [12] Wenliang Dai, Junnan Li, Dongxu Li, Anthony Tiong, Junqi Zhao, Weisheng Wang, Boyang Li, Pascale Fung, and Steven Hoi. Instructblip: towards general-purpose vision-language models with instruction tuning. In *Thirty-seventh Conference on Neural Information Processing Systems*, 2023. [2](#)
- [13] DeepSeek-AI, Daya Guo, Dejian Yang, Haowei Zhang, Junxiao Song, Ruoyu Zhang, Runxin Xu, Qihao Zhu, Shitong Ma, Peiyi Wang, Xiao Bi, Xiaokang Zhang, Xingkai Yu, Yu Wu, Z. F. Wu, Zhibin Gou, Zhihong Shao, Zhuoshu Li, Ziyi Gao, Aixin Liu, Bing Xue, Bingxuan Wang, Bochao Wu, Bei Feng, Chengda Lu, Chenggang Zhao, Chengqi Deng, Chenyu Zhang, Chong Ruan, Damai Dai, Deli Chen, Dongjie Ji, Erhang Li, Fangyun Lin, Fucong Dai, Fuli Luo, Guangbo Hao, Guanting Chen, Guowei Li, H. Zhang, Han Bao, Hanwei Xu, Haocheng Wang, Honghui Ding, Huajian Xin, Huazuo Gao, Hui Qu, Hui Li, Jianzhong Guo, Jiashi Li, Jiawei Wang, Jingchang Chen, Jingyang Yuan, Junjie Qiu, Junlong Li, J. L. Cai, Jiaqi Ni, Jian Liang, Jin Chen, Kai Dong, Kai Hu, Kaige Gao, Kang Guan, Kexin Huang, Kuai Yu, Lean Wang, Lecong Zhang, Liang Zhao, Litong Wang, Liyue Zhang, Lei Xu, Leyi Xia, Mingchuan Zhang, Minghua Zhang, Minghui Tang, Meng Li, Miaojun Wang, Mingming Li, Ning Tian, Panpan Huang, Peng Zhang, Qiancheng Wang, Qinyu Chen, Qiushi Du, Ruiqi Ge, Ruisong Zhang, Ruizhe Pan, Runji Wang, R. J. Chen, R. L. Jin, Ruyi Chen, Shanghao Lu, Shangyan Zhou, Shanhuang Chen, Shengfeng Ye, Shiyu Wang, Shuiping Yu, Shunfeng Zhou, Shutong Pan, S. S. Li, Shuang Zhou, Shaoqing Wu, Shengfeng Ye, Tao Yun, Tian Pei, Tianyu Sun, T. Wang, Wangding Zeng, Wan-jia Zhao, Wen Liu, Wenfeng Liang, Wenjun Gao, Wenqin Yu, Wentao Zhang, W. L. Xiao, Wei An, Xiaodong Liu, Xiaohan Wang, Xiaokang Chen, Xiaotao Nie, Xin Cheng, Xin Liu, Xin Xie, Xingchao Liu, Xinyu Yang, Xinyuan Li, Xuecheng Su, Xuheng Lin, X. Q. Li, Xiangyue Jin, Xiaojin Shen, Xiaosha Chen, Xiaowen Sun, Xiaoxiang Wang, Xinnan Song, Xinyi Zhou, Xianzu Wang, Xinxia Shan, Y. K. Li, Y. Q. Wang, Y. X. Wei, Yang Zhang, Yanhong Xu, Yao Li, Yao Zhao, Yaofeng Sun, Yaohui Wang, Yi Yu, Yichao Zhang, Yifan Shi, Yiliang Xiong, Ying He, Yishi Piao, Yisong Wang, Yixuan Tan, Yiyang Ma, Yiyuan Liu, Yongqiang Guo, Yuan Ou, Yudian Wang, Yue Gong, Yuheng Zou, Yujia He, Yunfan Xiong, Yuxiang Luo, Yuxiang You, Yuxuan Liu, Yuyang Zhou, Y. X. Zhu, Yanhong Xu, Yanping Huang, Yaohui Li, Yi Zheng, Yuchen Zhu, Yunxian Ma, Ying Tang, Yukun Zha, Yuting Yan, Z. Z. Ren, Zehui Ren, Zhangli Sha, Zhe

- Fu, Zhean Xu, Zhenda Xie, Zhengyan Zhang, Zhewen Hao, Zhicheng Ma, Zhigang Yan, Zhiyu Wu, Zihui Gu, Zijia Zhu, Zijun Liu, Zilin Li, Ziwei Xie, Ziyang Song, Zizheng Pan, Zhen Huang, Zhipeng Xu, Zhongyu Zhang, and Zhen Zhang. DeepSeek-R1: Incentivizing Reasoning Capability in LLMs via Reinforcement Learning, 2025. arXiv:2501.12948. 2
- [14] Ming Ding, Wendi Zheng, Wenyi Hong, and Jie Tang. CogView2: Faster and Better Text-to-Image Generation via Hierarchical Transformers. In *Advances in Neural Information Processing Systems*, 2022. 2
- [15] Hongyuan Dong, Jiawen Li, Bohong Wu, Jiacong Wang, Yuan Zhang, and Haoyuan Guo. Benchmarking and Improving Detail Image Caption, 2024. arXiv:2405.19092. 2, 3
- [16] Alexey Dosovitskiy. An image is worth 16x16 words: Transformers for image recognition at scale. *arXiv preprint arXiv:2010.11929*, 2020. 2
- [17] Patrick Esser, Sumith Kulal, Andreas Blattmann, Rahim Entezari, Jonas Müller, Harry Saini, Yam Levi, Dominik Lorenz, Axel Sauer, Frederic Boesel, and others. Scaling rectified flow transformers for high-resolution image synthesis. In *Forty-first international conference on machine learning*, 2024. 2
- [18] Peng Gao, Le Zhuo, Dongyang Liu, Ruoyi Du, Xu Luo, Longtian Qiu, Yuhang Zhang, Rongjie Huang, Shijie Geng, Renrui Zhang, Junlin Xie, Wenqi Shao, Zhengkai Jiang, Tianshuo Yang, Weicai Ye, Tong He, Jingwen He, Junjun He, Yu Qiao, and Hongsheng Li. Lumina-T2X: Scalable Flow-based Large Diffusion Transformer for Flexible Resolution Generation. In *The Thirteenth International Conference on Learning Representations*, 2025. 2
- [19] Roopal Garg, Andrea Burns, Burcu Karagol Ayan, Yonatan Bitton, Ceslee Montgomery, Yasumasa Onoe, Andrew Bunner, Ranjay Krishna, Jason Michael Baldridge, and Radu Soricut. ImageInWords: Unlocking Hyper-Detailed Image Descriptions. In *Proc. EMNLP 2024*, pages 93–127, Miami, Florida, USA, 2024. Association for Computational Linguistics. 2, 4
- [20] Team GLM, Aohan Zeng, Bin Xu, Bowen Wang, Chenhui Zhang, Da Yin, Dan Zhang, Diego Rojas, Guanyu Feng, Hanlin Zhao, Hanyu Lai, Hao Yu, Hongning Wang, Jiadai Sun, Jiajie Zhang, Jiale Cheng, Jiayi Gui, Jie Tang, Jing Zhang, Jingyu Sun, Juanzi Li, Lei Zhao, Lindong Wu, Lucen Zhong, Mingdao Liu, Minlie Huang, Peng Zhang, Qinkai Zheng, Rui Lu, Shuaiqi Duan, Shudan Zhang, Shulin Cao, Shuxun Yang, Weng Lam Tam, Wenqi Zhao, Xiao Liu, Xiao Xia, Xiaohan Zhang, Xiaotao Gu, Xin Lv, Xinghan Liu, Xinyi Liu, Xinyue Yang, Xixuan Song, Xunkai Zhang, Yifan An, Yifan Xu, Yilin Niu, Yuantao Yang, Yueyan Li, Yushi Bai, Yuxiao Dong, Zehan Qi, Zhaoyu Wang, Zhen Yang, Zhengxiao Du, Zhenyu Hou, and Zihan Wang. ChatGLM: A Family of Large Language Models from GLM-130B to GLM-4 All Tools, 2024. arXiv:2406.12793. 2
- [21] Ian Goodfellow, Jean Pouget-Abadie, Mehdi Mirza, Bing Xu, David Warde-Farley, Sherjil Ozair, Aaron Courville, and Yoshua Bengio. Generative Adversarial Nets. In *Advances in Neural Information Processing Systems*. Curran Associates, Inc., 2014. 2
- [22] Ian Goodfellow, Jean Pouget-Abadie, Mehdi Mirza, Bing Xu, David Warde-Farley, Sherjil Ozair, Aaron Courville, and Yoshua Bengio. Generative adversarial networks. *Commun. ACM*, 63(11):139–144, 2020. 2
- [23] Jack Hessel, Ari Holtzman, Maxwell Forbes, Ronan Le Bras, and Yejin Choi. CLIPScore: A Reference-free Evaluation Metric for Image Captioning. In *Proc. 2021 Conf. Empirical Methods NLP*, pages 7514–7528, Online and Punta Cana, Dominican Republic, 2021. Association for Computational Linguistics. 2
- [24] Martin Heusel, Hubert Ramsauer, Thomas Unterthiner, Bernhard Nessler, and Sepp Hochreiter. Gans trained by a two time-scale update rule converge to a local nash equilibrium. *Advances in neural information processing systems*, 30, 2017. 2
- [25] Jonathan Ho and Tim Salimans. Classifier-Free Diffusion Guidance. In *NeurIPS 2021 Workshop on Deep Generative Models and Downstream Applications*, 2021. 2
- [26] Jonathan Ho, Ajay Jain, and Pieter Abbeel. Denoising Diffusion Probabilistic Models. In *Advances in Neural Information Processing Systems*, pages 6840–6851. Curran Associates, Inc., 2020. 2
- [27] Liqiang Jing, Ruosen Li, Yunmo Chen, and Xinya Du. FaithScore: Fine-grained Evaluations of Hallucinations in Large Vision-Language Models. In *Findings of the Association for Computational Linguistics: EMNLP 2024*, pages 5042–5063, Miami, Florida, USA, 2024. Association for Computational Linguistics. 2, 3
- [28] Kibum Kim, Kanghoon Yoon, Jaehyeong Jeon, Yeonjun In, Jinyoung Moon, Donghyun Kim, and Chanyoung Park. LLM4SGG: Large Language Models for Weakly Supervised Scene Graph Generation. In *2024 IEEE/CVF Conference on Computer Vision and Pattern Recognition (CVPR)*, pages 28306–28316, Seattle, WA, USA, 2024. IEEE. 3
- [29] Xin Lai, Zhuotao Tian, Yukang Chen, Yanwei Li, Yuhui Yuan, Shu Liu, and Jiaya Jia. LISA: Reasoning Segmentation via Large Language Model. In *2024 IEEE/CVF Conference on Computer Vision and Pattern Recognition (CVPR)*, pages 9579–9589, Seattle, WA, USA, 2024. IEEE. 3
- [30] Zhengfeng Lai, Vasileios Saveris, Chen Chen, Hong-You Chen, Haotian Zhang, Bowen Zhang, Wenze Hu, Juan Lao Tebar, Zhe Gan, Peter Grasch, Meng Cao, and Yinfei Yang. Revisit Large-Scale Image-Caption Data in Pre-training Multimodal Foundation Models. In *The Thirteenth International Conference on Learning Representations*, 2025. 2
- [31] Rongjie Li, Songyang Zhang, Dahua Lin, Kai Chen, and Xuming He. From Pixels to Graphs: Open-Vocabulary Scene Graph Generation with Vision-Language Models. In *2024 IEEE/CVF Conference on Computer Vision and Pattern Recognition (CVPR)*, pages 28076–28086, Seattle, WA, USA, 2024. IEEE. 3
- [32] Xianhang Li, Haoqin Tu, Mude Hui, Zeyu Wang, Bingchen Zhao, Junfei Xiao, Sucheng Ren, Jieru Mei, Qing Liu, Huangjie Zheng, Yuyin Zhou, and Cihang Xie. What If We Recaption Billions of Web Images with LLaMA-3?, 2024. arXiv:2406.08478. 2
- [33] Xiaotong Li, Fan Zhang, Haiwen Diao, Yuezhe Wang, Xinlong Wang, and LINGYU DUAN. DenseFusion-1M: Merg-

- ing Vision Experts for Comprehensive Multimodal Perception. In *The Thirty-eight Conference on Neural Information Processing Systems Datasets and Benchmarks Track*, 2024. 2
- [34] Zhuang Li, Yuyang Chai, Terry Yue Zhuo, Lizhen Qu, Ghulamreza Haffari, Fei Li, Donghong Ji, and Quan Hung Tran. FACTUAL: A Benchmark for Faithful and Consistent Textual Scene Graph Parsing. In *Findings of the Association for Computational Linguistics: ACL 2023*, pages 6377–6390, Toronto, Canada, 2023. Association for Computational Linguistics. 3
- [35] Zhimin Li, Jianwei Zhang, Qin Lin, Jiangfeng Xiong, Yanxin Long, Xinchu Deng, Yingfang Zhang, Xingchao Liu, Minbin Huang, Zedong Xiao, Dayou Chen, Jiajun He, Jiahao Li, Wenyue Li, Chen Zhang, Rongwei Quan, Jianxiang Lu, Jiabin Huang, Xiaoyan Yuan, Xiaoxiao Zheng, Yixuan Li, Jihong Zhang, Chao Zhang, Meng Chen, Jie Liu, Zheng Fang, Weiyan Wang, Jinbao Xue, Yangyu Tao, Jianchen Zhu, Kai Liu, Sihuan Lin, Yifu Sun, Yun Li, Dongdong Wang, Mingtao Chen, Zhichao Hu, Xiao Xiao, Yan Chen, Yuhong Liu, Wei Liu, Di Wang, Yong Yang, Jie Jiang, and Qinglin Lu. Hunyuan-DiT: A Powerful Multi-Resolution Diffusion Transformer with Fine-Grained Chinese Understanding, 2024. arXiv:2405.08748. 2
- [36] Chin-Yew Lin. ROUGE: A Package for Automatic Evaluation of Summaries. In *Text Summarization Branches Out*, pages 74–81, Barcelona, Spain, 2004. Association for Computational Linguistics. 2
- [37] Tsung-Yi Lin, Michael Maire, Serge Belongie, James Hays, Pietro Perona, Deva Ramanan, Piotr Dollár, and C. Lawrence Zitnick. Microsoft COCO: Common Objects in Context. In *Computer Vision – ECCV 2014*, pages 740–755. Springer International Publishing, Cham, 2014. 1, 2, 4
- [38] Bingchen Liu, Ehsan Akhgari, Alexander Visheeratin, Aleks Kamko, Linmiao Xu, Shivam Shrirao, Chase Lambert, Joao Souza, Suhail Doshi, and Daiqing Li. Playground v3: Improving Text-to-Image Alignment with Deep-Fusion Large Language Models, 2024. arXiv:2409.10695. 2
- [39] Haotian Liu, Chunyuan Li, Qingyang Wu, and Yong Jae Lee. Visual instruction tuning. In *Advances in Neural Information Processing Systems*, pages 34892–34916. Curran Associates, Inc., 2023. 2
- [40] Luping Liu, Chao Du, Tianyu Pang, Zehan Wang, Chongxuan Li, and Dong Xu. Improving Long-Text Alignment for Text-to-Image Diffusion Models. In *The Thirteenth International Conference on Learning Representations*, 2025. 2
- [41] Nan Liu, Yilun Du, Shuang Li, Joshua B. Tenenbaum, and Antonio Torralba. Unsupervised Compositional Concepts Discovery with Text-to-Image Generative Models. In *2023 IEEE/CVF International Conference on Computer Vision (ICCV)*, pages 2085–2095, Paris, France, 2023. IEEE. 2
- [42] Fan Lu, Wei Wu, Kecheng Zheng, Shuailei Ma, Biao Gong, Jiawei Liu, Wei Zhai, Yang Cao, Yujun Shen, and Zheng-Jun Zha. Benchmarking Large Vision-Language Models via Directed Scene Graph for Comprehensive Image Captioning, 2024. arXiv:2412.08614. 2, 3
- [43] Yasumasa Onoe, Sunayana Rane, Zachary Berger, Yonatan Bitton, Jaemin Cho, Roopal Garg, Alexander Ku, Zarana Parekh, Jordi Pont-Tuset, Garrett Tanzer, Su Wang, and Jason Baldridge. DOCCI: Descriptions of Connected and Contrasting Images. In *Computer Vision – ECCV 2024*, pages 291–309. Springer Nature Switzerland, Cham, 2025. 2
- [44] Kishore Papineni, Salim Roukos, Todd Ward, and Wei-Jing Zhu. Bleu: a Method for Automatic Evaluation of Machine Translation. In *Proceedings of the 40th Annual Meeting of the Association for Computational Linguistics*, pages 311–318, Philadelphia, Pennsylvania, USA, 2002. Association for Computational Linguistics. 2
- [45] William Peebles and Saining Xie. Scalable Diffusion Models with Transformers. In *2023 IEEE/CVF International Conference on Computer Vision (ICCV)*, pages 4172–4182, Paris, France, 2023. IEEE. 2
- [46] Renjie Pi, Jianshu Zhang, Jipeng Zhang, Rui Pan, Zhekai Chen, and Tong Zhang. Image Textualization: An Automatic Framework for Generating Rich and Detailed Image Descriptions. In *The Thirty-eight Conference on Neural Information Processing Systems Datasets and Benchmarks Track*, 2024. 2
- [47] Dustin Podell, Zion English, Kyle Lacey, Andreas Blattmann, Tim Dockhorn, Jonas Müller, Joe Penna, and Robin Rombach. SDXL: Improving Latent Diffusion Models for High-Resolution Image Synthesis. In *The Twelfth International Conference on Learning Representations*, 2024. 1
- [48] Alec Radford, Jong Wook Kim, Chris Hallacy, Aditya Ramesh, Gabriel Goh, Sandhini Agarwal, Girish Sastry, Amanda Askell, Pamela Mishkin, Jack Clark, and others. Learning transferable visual models from natural language supervision. In *International conference on machine learning*, pages 8748–8763. PMLR, 2021. 2
- [49] Colin Raffel, Noam Shazeer, Adam Roberts, Katherine Lee, Sharan Narang, Michael Matena, Yanqi Zhou, Wei Li, and Peter J. Liu. Exploring the Limits of Transfer Learning with a Unified Text-to-Text Transformer. *Journal of Machine Learning Research*, 21(140):1–67, 2020. 2
- [50] Aditya Ramesh, Mikhail Pavlov, Gabriel Goh, Scott Gray, Chelsea Voss, Alec Radford, Mark Chen, and Ilya Sutskever. Zero-Shot Text-to-Image Generation. In *Proceedings of the 38th International Conference on Machine Learning*, pages 8821–8831. PMLR, 2021. 1
- [51] Scott Reed, Zeynep Akata, Xinchu Yan, Lajanugen Logeswaran, Bernt Schiele, and Honglak Lee. Generative Adversarial Text to Image Synthesis. In *Proceedings of The 33rd International Conference on Machine Learning*, pages 1060–1069, New York, New York, USA, 2016. PMLR.
- [52] Robin Rombach, Andreas Blattmann, Dominik Lorenz, Patrick Esser, and Bjorn Ommer. High-Resolution Image Synthesis with Latent Diffusion Models. In *2022 IEEE/CVF Conference on Computer Vision and Pattern Recognition (CVPR)*, pages 10674–10685, New Orleans, LA, USA, 2022. IEEE. 1, 2
- [53] Christoph Schuhmann, Romain Beaumont, Richard Vencu, Cade W. Gordon, Ross Wightman, Mehdi Cherti, Theo Coombes, Aarush Katta, Clayton Mullis, Mitchell Wortsman, Patrick Schramowski, Srivatsa R. Kundurthy, Katherine Crowson, Ludwig Schmidt, Robert Kaczmarczyk, and

- Jenia Jitsev. LAION-5B: An open large-scale dataset for training next generation image-text models. In *Thirty-sixth Conference on Neural Information Processing Systems Datasets and Benchmarks Track*, 2022. 1
- [54] Piyush Sharma, Nan Ding, Sebastian Goodman, and Radu Soricut. Conceptual Captions: A Cleaned, Hypernymed, Image Alt-text Dataset For Automatic Image Captioning. In *56th Annual Meeting of the Association for Computational Linguistics*, pages 2556–2565, Melbourne, Australia, 2018. Association for Computational Linguistics. 1
- [55] Jiaming Song, Chenlin Meng, and Stefano Ermon. Denoising Diffusion Implicit Models. In *International Conference on Learning Representations*, 2021. 2
- [56] Gemma Team, Thomas Mesnard, Cassidy Hardin, Robert Dadashi, Surya Bhupatiraju, Shreya Pathak, Laurent Sifre, Morgane Rivière, Mihir Sanjay Kale, Juliette Love, Pouya Tafti, Léonard Hussenot, Pier Giuseppe Sessa, Aakanksha Chowdhery, Adam Roberts, Aditya Barua, Alex Botev, Alex Castro-Ros, Ambrose Slone, Amélie Héliou, Andrea Tacchetti, Anna Bulanova, Antonia Paterson, Beth Tsai, Bobak Shahriari, Charline Le Lan, Christopher A. Choquette-Choo, Clément Crepy, Daniel Cer, Daphne Ippolito, David Reid, Elena Buchatskaya, Eric Ni, Eric Noland, Geng Yan, George Tucker, George-Christian Muraru, Grigory Rozhdestvenskiy, Henryk Michalewski, Ian Tenney, Ivan Grishchenko, Jacob Austin, James Keeling, Jane Labanowski, Jean-Baptiste Lespiau, Jeff Stanway, Jenny Brennan, Jeremy Chen, Johan Ferret, Justin Chiu, Justin Mao-Jones, Katherine Lee, Kathy Yu, Katie Millican, Lars Lowe Sjoesund, Lisa Lee, Lucas Dixon, Machel Reid, Maciej Mikula, Mateo Wirth, Michael Sharman, Nikolai Chinaev, Nithum Thain, Olivier Bachem, Oscar Chang, Oscar Wahltinez, Paige Bailey, Paul Michel, Petko Yotov, Rahma Chaabouni, Ramona Comanescu, Reena Jana, Rohan Anil, Ross McLlroy, Ruibo Liu, Ryan Mullins, Samuel L. Smith, Sebastian Borgeaud, Sertan Girgin, Sholto Douglas, Shree Pandya, Siamak Shakeri, Soham De, Ted Klimenko, Tom Hennigan, Vlad Feinberg, Wojciech Stokowiec, Yu-hui Chen, Zafarali Ahmed, Zhitao Gong, Tris Warkentin, Ludovic Peran, Minh Giang, Clément Farabet, Oriol Vinyals, Jeff Dean, Koray Kavukcuoglu, Demis Hassabis, Zoubin Ghahramani, Douglas Eck, Joelle Barral, Fernando Pereira, Eli Collins, Armand Joulin, Noah Fiedel, Evan Senter, Alek Andreev, and Kathleen Kenealy. Gemma: Open Models Based on Gemini Research and Technology, 2024. arXiv:2403.08295. 2, 4
- [57] Jack Urbanek, Florian Bordes, Pietro Astolfi, Mary Williamson, Vasu Sharma, and Adriana Romero-Soriano. A Picture is Worth More Than 77 Text Tokens: Evaluating CLIP-Style Models on Dense Captions. In *2024 IEEE/CVF Conference on Computer Vision and Pattern Recognition (CVPR)*, pages 26690–26699, Seattle, WA, USA, 2024. IEEE. 2
- [58] Ramakrishna Vedantam, C. Lawrence Zitnick, and Devi Parikh. CIDEr: Consensus-based image description evaluation. In *2015 IEEE Conference on Computer Vision and Pattern Recognition (CVPR)*, pages 4566–4575, Boston, MA, USA, 2015. IEEE. 2
- [59] Peng Wang, Shuai Bai, Sinan Tan, Shijie Wang, Zhihao Fan, Jinze Bai, Keqin Chen, Xuejing Liu, Jialin Wang, Wenbin Ge, Yang Fan, Kai Dang, Mengfei Du, Xuancheng Ren, Rui Men, Dayiheng Liu, Chang Zhou, Jingren Zhou, and Junyang Lin. Qwen2-VL: Enhancing Vision-Language Model’s Perception of the World at Any Resolution, 2024. 2
- [60] Xinlong Wang, Xiaosong Zhang, Zhengxiong Luo, Quan Sun, Yufeng Cui, Jinsheng Wang, Fan Zhang, Yueze Wang, Zhen Li, Qiyang Yu, Yingli Zhao, Yulong Ao, Xuebin Min, Tao Li, Boya Wu, Bo Zhao, Bowen Zhang, Liangdong Wang, Guang Liu, Zheqi He, Xi Yang, Jingjing Liu, Yonghua Lin, Tiejun Huang, and Zhongyuan Wang. Emu3: Next-Token Prediction is All You Need, 2024. arXiv:2409.18869. 2
- [61] Xinran Wang, Haiwen Zhang, Baoteng Li, Kongming Liang, Hao Sun, Zhongjiang He, Zhanyu Ma, and Jun Guo. Detailed Object Description with Controllable Dimensions, 2025. arXiv:2411.19106. 3
- [62] Aoqi Wu, weiquan Huang, Yifan Yang, Xufang Luo, Yuqing Yang, Chunyu Wang, Liang Hu, Xiyang Dai, Dongdong Chen, Chong Luo, and Lili Qiu. LLM2CLIP: Powerful Language Model Unlock Richer Visual Representation. In *NeurIPS 2024 Workshop: Self-Supervised Learning - Theory and Practice*, 2024. 6
- [63] Jinheng Xie, Yuexiang Li, Yawen Huang, Haozhe Liu, Wentian Zhang, Yefeng Zheng, and Mike Zheng Shou. BoxDiff: Text-to-Image Synthesis with Training-Free Box-Constrained Diffusion. In *2023 IEEE/CVF International Conference on Computer Vision (ICCV)*, pages 7418–7427, 2023. 2
- [64] Danfei Xu, Yuke Zhu, Christopher B. Choy, and Li Fei-Fei. Scene Graph Generation by Iterative Message Passing. In *2017 IEEE Conference on Computer Vision and Pattern Recognition (CVPR)*, pages 3097–3106, Honolulu, HI, 2017. IEEE. 3
- [65] Peter Young, Alice Lai, Micah Hodosh, and Julia Hockenmaier. From image descriptions to visual denotations: New similarity metrics for semantic inference over event descriptions. *Transactions of the Association for Computational Linguistics*, 2:67–78, 2014. 1
- [66] Cheng Zhang, Xuanbai Chen, Siqi Chai, Chen Henry Wu, Dmitry Lagun, Thabo Beeler, and Fernando De La Torre. ITI-Gen: Inclusive Text-to-Image Generation. In *2023 IEEE/CVF International Conference on Computer Vision (ICCV)*, pages 3946–3957, 2023. 2
- [67] Tao Zhang, Xiangtai Li, Hao Fei, Haobo Yuan, Shengqiong Wu, Shunping Ji, Chen Change Loy, and Shuicheng YAN. OMG-LLaVA: Bridging Image-level, Object-level, Pixel-level Reasoning and Understanding. In *The Thirty-eighth Annual Conference on Neural Information Processing Systems*, 2024. 2
- [68] Le Zhuo, Ruoyi Du, Han Xiao, Yangguang Li, Dongyang Liu, Rongjie Huang, Wenze Liu, Xiangyang Zhu, Fu-Yun Wang, Zhanyu Ma, Xu Luo, Zehan Wang, Kaipeng Zhang, Lirui Zhao, Si Liu, Xiangyu Yue, Wanli Ouyang, Yu Qiao, Hongsheng Li, and Peng Gao. Lumina-Next : Making Lumina-T2X Stronger and Faster with Next-DiT. In *The Thirty-eighth Annual Conference on Neural Information Processing Systems*, 2024. 2, 4