

O²-Searcher: A Searching-based Agent Model for Open-Domain Open-Ended Question Answering

Jianbiao Mei^{1,2,*} Tao Hu^{3,2,*} Daocheng Fu^{2,4,*} Licheng Wen² Xuemeng Yang²
 Rong Wu^{1,2} Pinlong Cai² Xinyu Cai² Xing Gao² Yu Yang¹
 Chengjun Xie³ Botian Shi^{2,†} Yong Liu^{1,5,†} Yu Qiao²
¹ Zhejiang University ² Shanghai Artificial Intelligence Laboratory
³ University of Science and Technology of China ⁴ Fudan University
⁵ State Key Laboratory of Industrial Control Technology

Abstract

Large Language Models (LLMs), despite their advancements, are fundamentally limited by their static parametric knowledge, hindering performance on tasks requiring open-domain up-to-date information. While enabling LLMs to interact with external knowledge environments is a promising solution, current efforts primarily address closed-end problems. Open-ended questions, which characterized by lacking a standard answer or providing non-unique and diverse answers, remain underexplored. To bridge this gap, we present O²-Searcher, a novel search agent leveraging reinforcement learning to effectively tackle both open-ended and closed-ended questions in the open domain. O²-Searcher leverages an efficient, locally simulated search environment for dynamic knowledge acquisition, effectively decoupling the external world knowledge from model’s sophisticated reasoning processes. It employs a unified training mechanism with meticulously designed reward functions, enabling the agent to identify problem types and adapt different answer generation strategies. Furthermore, to evaluate performance on complex open-ended tasks, we construct O²-QA, a high-quality benchmark featuring 300 manually curated, multi-domain open-ended questions with associated web page caches. Extensive experiments show that O²-Searcher, using only a 3B model, significantly surpasses leading LLM agents on O²-QA. It also achieves SOTA results on various closed-ended QA benchmarks against similarly-sized models, while performing on par with much larger ones. Code is available at <https://github.com/Acade-Mate/O2-Searcher>.

1 Introduction

Large Language Models (LLMs) have demonstrated remarkable progress in diverse tasks such as mathematical reasoning [41] and code generation [26], owing to their advanced understanding and generative capabilities. Despite these advancements, the capability boundaries of current LLMs are fundamentally bounded by their parametric knowledge, the information encoded during pre-training, which serves as the basis for their responses [21]. This architecture faces inherent constraints: (1) Real-world knowledge is both dynamic and unbounded, making it impossible for any finite model to fully encapsulate its breadth and evolution. (2) Information becomes obsolete rapidly (e.g., news updates may invalidate prior facts overnight), novel disciplines and discoveries continually arise, and specialized domains often demand expertise far beyond the scope of general training data. As a result, dependence on this static "snapshot" knowledge inevitably hampers performance on open-domain tasks

* equal contribution, † corresponding author

that require real-time updates, deep specialization, or cross-domain integration, frequently leading to factual inaccuracies or hallucinations [37, 60, 68, 21].

One way to address the above challenge is to let LLMs interact with external knowledge environments, decoupling the storage of external world knowledge from the model’s core reasoning capabilities. The central idea of this strategy is to focus on training the model to master a set of capabilities for efficiently utilizing external knowledge resources. In other words, we do not directly “feed” the model knowledge itself, but teach it how to find, understand, and apply knowledge. Recently, several works [27, 69, 17] have begun exploring training LLMs with the search engine to achieve adaptive interaction with the external knowledge for open-domain tasks. However, these efforts primarily focus on evaluating model performance in so-called *closed-ended* or deterministic problems, which are typically defined by clear objectives and standard answers. Unlike closed-ended questions that seek precise answers, many real-world tasks involve *open-ended* or exploratory questions. As shown in Fig. 1, such questions typically lack a single, definitive answer, often requiring extensive, multi-turn search, yielding comprehensive responses that encompass multiple key findings. Given the intrinsic nature of these open-ended problems, developing effective methods to efficiently train and rigorously evaluate LLM-generated responses remains an active area of exploration.

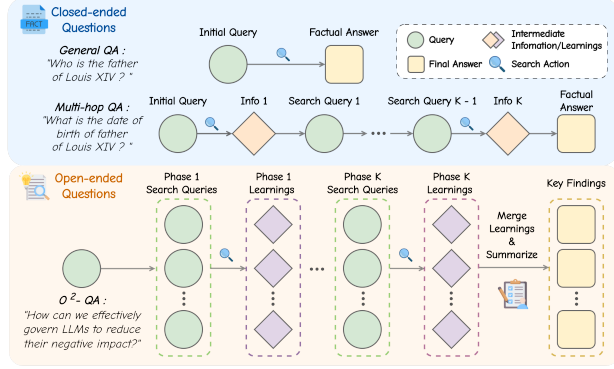


Figure 1: Illustration of different characteristics of closed-ended and open-ended questions.

While the open-ended and closed-ended questions have different formats and answer characteristics, solving them requires LLMs to combine external information retrieval with internal reasoning processes. To this end, we propose **O²-Searcher**, a reinforcement learning (RL)-based **search** agent for the **open domain**, primarily focused on tackling demanding **open-ended** problems, yet also demonstrating strong performance on closed-ended ones. Specifically, to enable the O²-Searcher to acquire external information rapidly and cost-effectively, we develop a search environment where the agent can freely explore. This local environment simulates an online search engine, returning several relevant cached web pages based on queries generated by the agent. To guide the agent’s evolutionary trajectory, we design a series of reward functions to ensure the model simultaneously develops the capability to solve both open-ended and closed-ended problems.

Furthermore, we construct a manually curated open-domain open-ended question-answering (QA) benchmark, named O²-QA, to effectively evaluate LLMs’ performance on open-ended problems. Experimental results demonstrate that our O²-Searcher, despite using only a small 3B parameter model, significantly surpasses the performance of state-of-the-art (SOTA) LLM agents on the O²-QA benchmark. Moreover, on multiple closed-ended QA benchmarks, our O²-Searcher not only achieves the SOTA performance with a comparable parameter size but also exhibits comparable performance against models with larger parameters. Our main contributions are summarized as follows:

- We introduce a novel RL-based search agent O²-Searcher, which dynamically acquires and flexibly utilizes external knowledge via an efficient, local search environment. This design enables an effective decoupling of LLM’s internal knowledge from its sophisticated reasoning processes.
- We propose a unified training mechanism, allowing the agent to efficiently handle both open-ended and closed-ended question types. Through meticulously designed reward functions, O²-Searcher learns to identify problem types and adaptively adjust its answer generation strategies.
- We construct O²-QA, a high-quality open-domain QA benchmark specifically designed to evaluate LLMs’ performance on complex open-ended questions. It comprises 300 manually curated open-ended questions from diverse domains, along with $\sim 30k$ associated cached web pages.
- Extensive experiments show O²-Searcher, which uses a 3B-base LLM, significantly outperforms other SOTA LLM agents on O²-QA. It also achieves SOTA on multiple closed-ended QA benchmarks against comparably-sized models, with performance matching 7B models.

2 Methodology

2.1 Overview

In this section, we present O²-Searcher, capable of handling both open-ended and closed-ended questions in the open domain. O²-Searcher interacts with the search environment to find, understand, and apply corresponding knowledge, potentially engaging in knowledge-aware multi-round interactions to generate the final answer. Let q_0 be the initial input query, K_0 represent an initial internal knowledge state, and E be the search environment. In each round t , O²-Searcher autonomously evaluates its current knowledge state K_t and determines whether to formulate the final answer a_{pred} or to continue gathering information for more knowledge. If more information is needed, it identifies knowledge gaps within K_t and generate subsequent search queries $Q_t = G(K_t)$, interacts with E to retrieve information $I_t = S(E, Q_t)$, and updates its internal knowledge state to K_{t+1} . This cycle of knowledge-aware assessment, targeted search, and knowledge update repeats until K_t is deemed sufficient, at which point the final answer $a_{pred} = G(K_t)$ is generated and outputted.

2.2 Search Environment

While the open web provides a suitable dynamic search environment for open-domain question answering, practical applications in training scenarios are limited by slow API responses and high costs at scale. To address this, we develop a specialized search environment E for our O²-Searcher that efficiently supports discovery, processing, and utilization of external knowledge across various scenarios. This environment combines aggregated web pages for open-ended inquiries and structured Wikipedia-derived knowledge for closed-ended question answering. These heterogeneous sources are unified in a locally hosted knowledge corpus, enabling rapid information retrieval through dedicated tools followed by knowledge condensation via our condensation module.

Knowledge corpus. To train O²-Searcher, we create a knowledge corpus for both open-ended exploration and closed-ended question answering. For open-ended tasks, we develop a specialized dataset comprising 300 expert-curated questions across cutting-edge domains (including AI, philosophy, sociology, energy transition, geopolitics, education, healthcare, bioethics, Web3, and metaverse). As shown in Fig. 2, each question undergoes systematic processing through a prompt-engineered LLM agent, leveraging commercial LLMs and the Serper API¹ for web retrieval. To model diverse retrieval behaviors, we execute randomized search trajectories per question. All retrieved content is cached to construct the retriever index. For closed-ended queries, we follow [17] and locally index the 2018 Wikipedia dump [20] to facilitate efficient structured knowledge retrieval. By integrating these two types of content, we establish a specialized search environment E with a locally hosted knowledge corpus, enabling O²-Searcher to efficiently acquire external knowledge during execution process to generate answers in both closed-ended and open-ended question-solving.

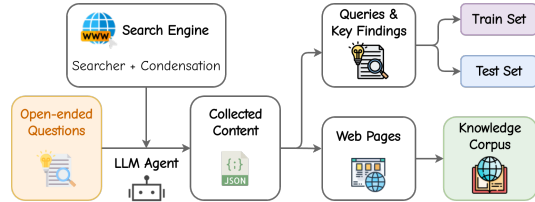


Figure 2: The construction of the knowledge corpus for open-ended questions.

Retrieval tools. In the context of open-ended retrieval, we utilize MeiliSearch² to query our curated web corpus, leveraging its high-throughput, low-latency performance, and flexible ranking mechanisms to closely emulate real-world web search dynamics. For closed-ended retrieval, we implement an E5-based dense retriever [48] over the 2018 Wikipedia dump [20], maintaining consistency with [17] while benefiting from the high-precision passage ranking enabled by contrastively trained CC-Pairs embeddings. Both retrievers are configured to return the top- k relevant passages per query based on their respective relevance scores. The passages retrieved for the given queries in the t -round interaction are combined as the retrieval information I_t .

Information condensation. The retrieval information I_t for open-ended queries typically contains extensive raw web content, creating a significant computational burden in subsequent steps. Rather than directly incorporating raw contents into knowledge state K_{t+1} , we introduce a condensation

¹<https://serper.dev>

²<https://www.meilisearch.com>

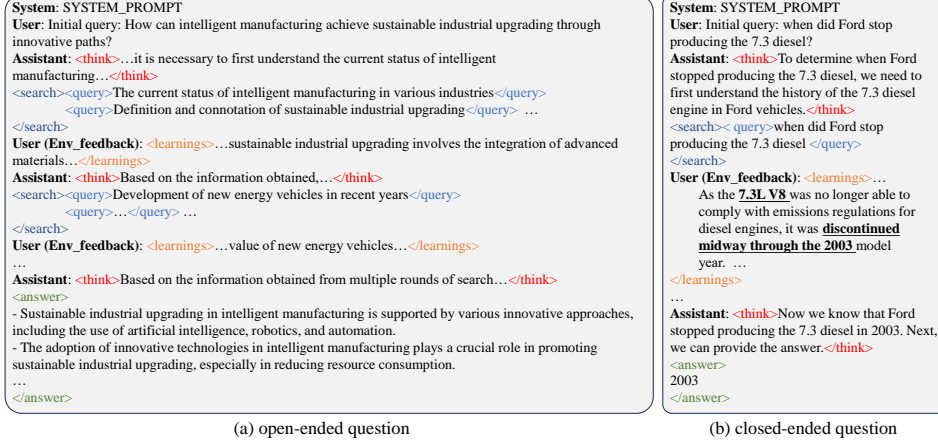


Figure 3: We use multi-round conversations for modeling action trajectories to enhance interactivity. The agent reasons in <think> tags, searches via <search> (with specific queries in <query>), and answers in <answer> when ready. The search contents feedback by the search environment is presented in <learnings>. For the open-ended problem, multiple potential queries are generated.

module that extracts structured learnings from I_t . Through prompting commercial LLMs, the condensation module adaptively compresses input passages and extracts query-relevant items while maintaining semantic integrity. It employs length-aware compression: preserving most content with minimal restructuring for concise documents, while selectively retaining only salient information from extensive documents. This process eliminates redundant context while preserving query-relevant knowledge, reducing computational requirements and improving reasoning efficiency.

2.3 Training Receipt

In this section, we elaborate on the training process of our O²-Searcher for internalizing interaction and reasoning skills, enabling it to effectively find, understand, and apply relevant knowledge.

Chat template. As depicted in Fig. 3, we utilize a multi-round conversational methodology for modeling action trajectories to improve interactivity. The agent is instructed to conduct its reasoning within <think> tags prior to undertaking actions such as searching or answering. For information retrieval, the agent issues search actions encapsulated in <search> tags, which may include up to five distinct queries, each delimited by <query> tags. Subsequently, the retrieved data is presented within <learnings> tags. Ultimately, once the model deems the gathered information sufficient, it delivers its answer within <answer> tags.

Cold start. Drawing inspiration from DeepSeek-R1 [9], we first apply the cold start to alleviate early instability and reduce the burden of learning the complex output format during RL training, especially for open-ended questions. This involves fine-tuning the instruction model on a small, curated dataset of CoT interaction trajectories to establish the initial RL actor. The data collection strategy varies by problem type. For open-ended questions, we employ the prompt-engineered LLM agent described in Section 2.2 to generate trajectories that capture detailed reasoning, search actions, retrieved data, and the final answer (e.g., key findings). For closed-ended questions, we apply Search-R1 [17] to create example trajectories using small, randomly sampled subsets ($\sim 1k$ samples) from the NQ [23] and HotpotQA [57] training datasets.

GRPO. As shown in Fig. 4, we utilize the Group Relative Policy Optimization (GRPO) algorithm [41] to reduce the computational resources required for RL training. For each input query in GRPO, a group of G rollout trajectories, denoted as $\tau = \{y_i\}_{i=1}^G$, is generated using the preceding policy π_{old} , the current policy model π_θ is subsequently optimized by maximizing the objective function:

$$\mathcal{L}(\theta) = \mathbb{E}_{x \sim \mathcal{D}, \{y_i\}_{i=1}^G, y_i \sim \pi_{old}(\cdot|x)} \left[\frac{1}{G} \sum_{i=1}^G \min(r_i(\theta)A_i, \text{clip}(r_i(\theta), 1 - \epsilon, 1 + \epsilon)A_i) - \beta \mathbb{D}_{KL}[\pi_\theta || \pi_{ref}] \right] \quad (1)$$

where π_{ref} denotes reference model, $r_i(\theta) = \frac{\pi_\theta(y_i|x)}{\pi_{old}(y_i|x)}$.

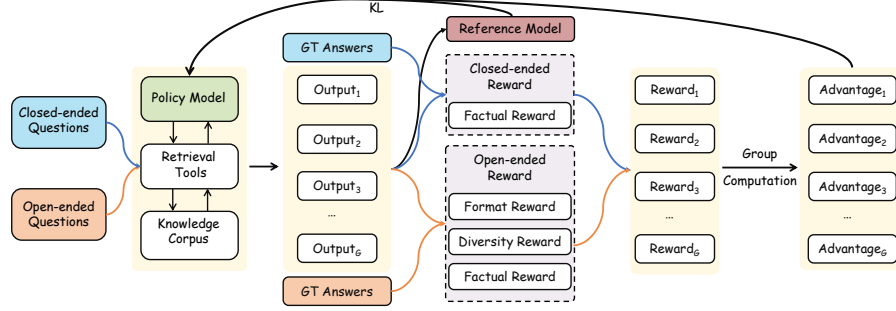


Figure 4: GRPO training with the interaction with the search environment. The policy model is optimized using GRPO with interaction with the local search environment, leveraging a reference model and rollout outputs from the preceding policy model. For closed-ended questions, optimization is driven by a Factual reward. For open-ended questions targeting key findings, training is guided by composite reward signals consisting of Format, Diversity, and Factual rewards.

2.4 Reward Design

During the reinforcement training stage, we combine closed-ended questions with closed-ended questions. Given the disparities in the format and characteristics of the answers for these two types of questions, we employ distinct reward functions to steer the training process.

Specifically, when dealing with closed-ended questions with exact answers, the training reward is directly correlated with the format correctness and accuracy of the generated answer. Following [17], we only evaluate the final outcome and adopt the rule-based criteria as the factual reward, which is formulated as follows:

$$r_c = \begin{cases} \mathbb{I}(a_{pred} = a_{gt}), & \text{if format is correct} \\ 0, & \text{if format is incorrect} \end{cases} \quad (2)$$

where a_{pred} and a_{gt} are the predicted answer and ground truth, which are both converted to lowercase. $\mathbb{I}(\cdot)$ is the indicator function. Regarding the format, an answer is considered to be in the correct format when it is enclosed within `<answer>` tags.

For open-ended questions, we organize the answers into a set of key findings, which usually take the form of long-form content and cover multiple aspects. To better guide the optimization process and generate high-quality answers in the desired format, we design a more sophisticated reward function. This function is composed of the following three parts:

Format reward. In addition to the requirement of adhering to the basic format where answers are enclosed within `<answer>` tags, we also expect the model to generate answers featuring diverse findings presented in Markdown list format. Consequently, answers with incorrect item formatting will be penalized. Moreover, to promote diversity among the items, we impose penalties for similarities and duplication between them. The detailed procedure is presented as follows:

$$r_{o, fm} = \alpha_0 \cdot (1 - \frac{n_{err}}{n_{tot}}) + \alpha_1 \cdot [1 - s(a_{pred})]^\delta - \alpha_2 \cdot (1 - n_{ind}/n_{tot}) \quad (3)$$

where n_{tot} represents the total number of items generated, n_{err} counts items with incorrect formatting, n_{val} counts correctly formatted items ($n_{err} + n_{val} = n_{tot}$), n_{ind} counts the unique items. Furthermore, $\alpha_0, \alpha_1, \alpha_2$ are non-negative weighting hyper-parameters (potentially constrained, e.g. $\alpha_1 + \alpha_2 = 1$, treating α_2 as a separate penalty weight), and δ is an exponent. $s(a_{pred})$ evaluates the similarities among the finding items extracted from the generated answer a_{pred} :

$$s = w_0 \cdot \max(\mathbf{u}) + w_1 \cdot \text{avg}(\mathbf{u}[\mathbf{u} > s_{thr}]) + w_2 \cdot \text{avg}(\mathbf{u}) \quad (4)$$

where \mathbf{u} represents the vector containing the pairwise similarity scores derived from the vector representations of the items, s_{thr} is a threshold of potential highly similar pairs. The hyper-parameters w_0, w_1 , and w_2 are non-negative, normalized weights.

Diversity reward. To encourage comprehensive information gathering through varied queries, we introduce a diversity reward $r_{o, div}$. This reward evaluates the semantic distinctiveness among the

generated queries $Q = \{q_1, q_2, \dots, q_{n_q}\}$ during the rollout process. First, we employ a pre-trained language model [49] to encode each query q_i into an embedding vector $\psi(q_i)$. We then compute the pairwise cosine similarities between all query embeddings, resulting in a query similarity matrix:

$$\mathbf{S}_{i,j}^q = \frac{\psi(q_i)^\top \psi(q_j)}{\|\psi(q_i)\| \cdot \|\psi(q_j)\|} \quad (5)$$

From this, we can derive a query independence matrix \mathbf{T} where each element represents the dissimilarity between query pairs. The diversity score for each individual query q_i is then calculated as its average independence score from all other queries:

$$s_i = \frac{1}{n_q - 1} \sum_{j \neq i} \mathbf{T}_{i,j}, \quad \mathbf{T}_{i,j} = 1 - \mathbf{S}_{i,j}^q \quad (6)$$

To encourage a balanced number of queries, i.e., avoiding both overly sparse and excessively redundant exploration, we introduce a weighting factor $\omega(n_q)$ that corresponds to the number of queries n_q . This factor penalizes deviations from an optimal range, thus alleviating the divergence [13] without sacrificing breadth. The final diversity reward $r_{o,div}$ is computed as the average of these individual query scores, adjusted by the weighting factor:

$$r_{o,div} = \left(\frac{1}{n_q} \sum_{i=1}^{n_q} s_i \right) \cdot \omega(n_q) \quad (7)$$

where n_q is the total number of queries generated.

Factual reward. To evaluate the factual correctness of extracted finding items, we compute the F1 score by comparing the items derived from the predicted answer a_{pred} against those from the ground-truth answer a_{gt} . Specifically, we employ the same model [49] as in the diversity reward to encode both sets of items into embedding vectors and compute their pairwise cosine similarities, yielding a similarity matrix that quantifies semantic alignment. Next, we derive a cost matrix from the similarity scores and apply the Hungarian algorithm [22] to establish optimal one-to-one correspondences between the generated and ground-truth items. Pairs with similarity scores below a predefined threshold s_θ are discarded to ensure high-confidence matches. Finally, we compute precision, recall, and the aggregated F1 score based on the filtered pairs as the final factual reward $r_{o,f1}$. The procedure is formulated as follows:

$$\mathbf{S}_{i,j}^a = \frac{\phi(x_i)^\top \phi(y_j)}{\|\phi(x_i)\| \cdot \|\phi(y_j)\|} \quad (8)$$

$$\mathcal{M}' = \{(x_i, y_j) \mid \mathbf{M}_{i,j} = 1 \wedge \mathbf{S}_{i,j}^a \geq s_\theta\}, \quad \mathbf{M} = \text{Hungarian}(1 - \mathbf{S}^a) \quad (9)$$

$$p = |\mathcal{M}'|/n_{tot,pred}, \quad r = |\mathcal{M}'|/n_{tot,gt}, \quad r_{o,f1} = 2 \cdot p \cdot r / (p + r) \quad (10)$$

where ϕ is the embedding model, x_i and y_i are the items extracted from the generated answer and the ground-truth answer. $n_{tot,pred}$ and $n_{tot,gt}$ stand for the total number of items in the generated set and the ground-truth set, respectively.

Ultimately, for open-ended questions, if the generated answers are not enclosed by `<answer>` tags, the outcome reward is set to zero; or the outcome reward is calculated as the weighted sum of the format reward $r_{o,fmt}$, diverse reward $r_{o,div}$ and the factual reward $r_{o,f1}$:

$$r_o = \gamma_0 \cdot r_{o,fmt} + \gamma_1 \cdot r_{o,div} + \gamma_2 \cdot r_{o,f1} \quad (11)$$

where γ_0 , γ_1 , and γ_2 are non-negative hyper-parameters.

3 Experiments

We present the implementation details, benchmarks, main results, and analysis of O²-Searcher in this section. Due to page limits, further details on the implementation (A.2), in-depth analysis (A.3), case studies (A.3), prompt details (A.5), and an example application to report writing (A.6) are provided in the Appendix.

3.1 Implementation Details

We adopt Qwen2.5-3B-Instruct [55] as the backbone model of our proposed O²-Searcher. For the stage of cold start, we utilize the Adam optimizer with an initial learning rate of 1×10^{-5} , warm-up ratio of 0.1, and a batch size of 16, training across 4 A100 GPUs for 2 epochs. During the RL training stage, we use the Verl framework³. At each training step, we sample 32 prompts per batch, each with 8 rollout trajectories, and optimize the policy model using the Adam optimizer with a reduced learning rate of 1×10^{-6} and a mini-batch size of 32 on 4 A100 GPUs.

For RL training, we constructed a hybrid dataset comprising 240 open-ended and 1,200 closed-ended questions randomly sampled from the NQ [23] and HotpotQA [57] training sets. The model is trained by 200 steps with a 4:1 sampling ratio between closed-ended and open-ended questions during the training procedure to balance the data distribution. Please see more details in Appendix A.2.

3.2 Benchmarks

Datasets. For the closed-ended question-answering task, we assess our proposed O²-Searcher on both in-domain and out-of-domain datasets. The in-domain datasets include NQ [23] and HotpotQA [57], while the out-of-domain datasets encompass TriviaQA [18], PopQA [32], 2WikiMultiHopQA [10], Musique [45], and Bamboogle [38]. In total, these validation tests involve 51,953 questions with corresponding ground-truth answers.

Regarding the open-ended evaluation, we construct an open-ended dataset, termed O²-QA, derived from and intrinsically linked to the knowledge corpus developed in Sec. 2.2. O²-QA consists of 300 expert-curated questions spanning a wide array of cutting-edge domains, including artificial intelligence, philosophy, sociology, energy transition, geopolitics, education, healthcare, bioethics, Web3, and metaverse. Among these, 240 questions are allocated for training, while 60 are reserved for testing. The test questions are further classified into easy and hard levels based on the median number of key findings in ground-truth answers. The answers for this dataset are derived directly from the content collected during the search process within the rollout of the prompt-engineered LLM agent, as described in Sec. 2.2. We then employ commercial LLMs to distill and synthesize key findings into concise ground-truth responses.

Baselines. We follow the setting of Search-R1 [17] for closed-ended question-answering tasks and compare our O²-Searcher against three categories of methods: (1) CoT-based approaches, including CoT [51], RAG [24], IRCoT [44], and Search-o1 [27]. These methods leverage Chain-of-Thought reasoning either for direct inference or in combination with Retrieval-Augmented Generation (RAG). (2) SFT-based methods, such as Supervised Fine-Tuning (SFT) [3] and SFT-Tool. SFT does not involve interaction with a search engine, whereas SFT-Tool learns to output search actions by training on collected example trajectories, as described in the cold start stage in Sec. 2.3. (3) RL-based approaches, including DeepSeek-R1 [9] and Search-R1 [17], both maintaining the same fundamental setting as [17]. DeepSeek-R1 performs reasoning and answer steps without a search engine, whereas Search-R1 incorporates a local search engine.

For the open-ended task, we compare our O²-Searcher with prompt-engineered LLM agent leveraging commercial LLMs such as Doubao-1.5-pro-32k⁴, GPT-4o-mini [14], and open-source LLMs such as Deepseek-V3 [29], Qwen2.5-72B-Instruct [55]. We also include SFT-based baselines such as SFT and SFT-Tool, as well as the RL-based method Search-R1. In this scenario, SFT-Tool is trained on hybrid collected data containing both open-ended and closed-ended questions, while Search-R1 is prompted to produce key findings for open-ended evaluation.

Metrics. For closed-ended question-answering tasks, the Exact Match (EM) metric is applied, following [63, 17]. For open-ended questions, evaluation relies on the F1 score (aligned with the RL training reward) and LLM-assessed Finding Similarity (LFS). Distinct from typical item-level, embedding-based F1 scores, LFS utilizes Doubao-1.5-pro-32k to assess semantic equivalence between entire generated and reference findings, yielding a dedicated semantic-level F1 score.

³<https://github.com/volcengine/verl>

⁴https://seed.bytedance.com/en/special/doubao_1_5_pro

Table 1: Results on open-ended O²-QA benchmark. The best performance is set in **bold**. Our O²-Searcher outperforms all baselines in the same local search environment, demonstrating the effectiveness of the RL training. In open web search, it maintains comparable performance to local search, highlighting the noise resilience.

Method	Search Environment	F1			LFS		
		Easy	Hard	Avg.	Easy	Hard	Avg.
Deepseek-v3	Local	0.0993	0.0798	0.0899	0.4033	0.2749	0.3412
Doubao-32k	Local	0.1167	0.0847	0.1012	0.3992	0.2684	0.3360
Qwen2.5-72B	Local	0.0978	0.0848	0.0915	0.3611	0.2546	0.3096
GPT-4o-mini	Local	0.1039	0.0779	0.0913	0.4150	0.2839	0.3516
SFT	Local	0.0651	0.0811	0.0728	0.1344	0.1371	0.1357
SFT-Tool	Local	0.0393	0.0385	0.0390	0.2222	0.1427	0.1852
Search-R1	Local	0.0467	0.0317	0.0396	0.2458	0.1530	0.2020
O ² -Searcher	Local	0.2696	0.1743	0.2236	0.5032	0.3628	0.4353
O ² -Searcher	Web	0.2870	0.1691	0.2300	0.5241	0.3602	0.4449

Table 2: Exact Match (EM) metrics on closed-ended question-answering tasks. The best performance is set in **bold**. Our O²-Searcher outperforms all baselines across most in/out-of-domain datasets using Qwen2.5-3B, achieving comparable performance to Search-R1-instruct (Qwen2.5-7B).

Methods	In domain			Out of domain				Avg.
	NQ	HotpotQA	TriviaQA	PopQA	2wiki	Musique	Bamboogle	
Qwen2.5-7B								
Direct Inference	0.134	0.183	0.408	0.140	0.250	0.031	0.120	0.181
CoT	0.048	0.092	0.185	0.054	0.111	0.022	0.232	0.106
IRCoT	0.224	0.133	0.478	0.301	0.149	0.072	0.224	0.226
Search-o1	0.151	0.187	0.443	0.131	0.176	0.058	0.296	0.206
RAG	0.349	0.299	0.585	0.392	0.235	0.058	0.208	0.304
SFT	0.318	0.217	0.354	0.121	0.259	0.066	0.112	0.207
R1-base	0.297	0.242	0.539	0.202	0.273	0.083	0.296	0.276
R1-instruct	0.270	0.237	0.537	0.199	0.292	0.072	0.293	0.271
Search-R1-base	0.480	0.433	0.638	0.457	0.382	0.196	0.432	0.431
Search-R1-instruct	0.393	0.370	0.610	0.397	0.414	0.146	0.368	0.385
Qwen2.5-3B								
Direct Inference	0.106	0.149	0.288	0.108	0.244	0.020	0.024	0.134
CoT	0.023	0.021	0.032	0.005	0.021	0.002	0.000	0.015
IRCoT	0.111	0.164	0.312	0.200	0.171	0.067	0.240	0.181
Search-o1	0.238	0.221	0.472	0.262	0.218	0.054	0.320	0.255
RAG	0.348	0.255	0.544	0.387	0.226	0.047	0.080	0.270
SFT	0.249	0.186	0.292	0.104	0.248	0.044	0.112	0.176
R1-base	0.226	0.201	0.455	0.173	0.268	0.055	0.224	0.229
R1-instruct	0.210	0.208	0.449	0.171	0.275	0.060	0.192	0.224
Search-R1-base	0.406	0.284	0.587	0.435	0.273	0.049	0.088	0.303
Search-R1-instruct	0.341	0.324	0.545	0.378	0.319	0.103	0.264	0.325
SFT-Tool	0.371	0.258	0.503	0.387	0.186	0.103	0.192	0.286
O ² -Searcher	0.444	0.388	0.597	0.429	0.374	0.160	0.344	0.391

3.3 Main Results

Open-ended benchmark. Table 1 demonstrates that our O²-Searcher achieves superior performance on both easy and hard levels of the open-ended O²-QA benchmark when evaluated using F1 score and LFS metrics, outperforming all baseline methods operating within the constructed local search environment. Notably, our approach shows significant improvements over both SFT and SFT-tool variants, with performance margins that clearly validate the effectiveness of our RL training framework and the proposed reward functions. Furthermore, we evaluate O²-Searcher in an open web search environment, where it maintains comparable performance to our constructed local search environment counterpart. This result highlights two key strengths of our method: (1) its ability to answer open-ended questions, and (2) its robustness in mitigating information noise inherent in open web environments. We also observe that using web search slightly degrades results on hard questions while providing a slight boost for easy ones. We attribute this to hard questions, which depend on identifying multiple key findings, are more susceptible to interference from the vast and often uncurated information available on the open web.

Closed-ended benchmark. Table 2 illustrates the results on closed-ended question-answering tasks. The results show that our O²-Searcher demonstrates superior performance over all baselines across most in-domain and out-of-domain datasets when using the same Qwen2.5-3B backbone

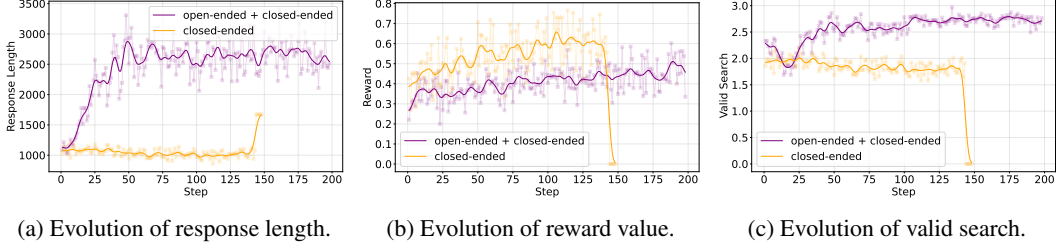


Figure 5: The evolution of response length, reward value, and valid search results across different training steps. Incorporating open-ended data yields superior training stability, longer average response lengths, and larger average search turns during the training procedure.

model. Notably, despite using only 1,200 closed-ended questions for RL training, our approach attains an average score on par with Search-R1-instruct (built on $\sim 190k$ samples and the larger Qwen2.5-7B-Instruct model). Furthermore, O²-Searcher significantly outperforms SFT-Tool, which learns search capability solely through supervised fine-tuning on data in the cold start stage. This substantial performance gap underscores the necessity of RL training for robust search capability.

3.4 Analysis

Training dynamics. In Fig. 5, we depict the evolution of response length, reward value, and valid search results across different training steps during our unified training process, which includes both open-ended and closed-ended questions. The response length undergoes a rapid expansion in the early training stage (before step 50), followed by a slight vibration between steps 50 and 100. After step 100, it plateaus, suggesting stabilization in the model’s output generation behavior. Meanwhile, the reward value demonstrates consistent improvement throughout training, with an initial sharp ascent followed by sustained growth. This trend indicates that the model progressively refines its reasoning abilities, optimizing its performance toward higher rewards as training advances.

We also present the training process of the model trained exclusively on closed-ended data in Fig. 5. Notably, in contrast to training solely on closed-ended data, incorporating open-ended data yields superior training stability, longer average response lengths, and larger average search turns during the training procedure. Moreover, while models trained exclusively on closed-ended data exhibit a plateau or even a slight decline in valid search turns, our unified training approach reveals a more nuanced search behavior. Specifically, valid search turns exhibit an initial decrease, followed by a gradual recovery and upward adjustment, before ultimately stabilizing. This observation indicates that unified training necessitates an adjustment of generation strategies between the two categories of questions. Consequently, the model is enabled to develop more sophisticated, context-sensitive generation strategies, as further substantiated by the results in Fig. 6.

Study of valid search across different datasets.

We further analyze the search behavior across different question types during the testing stage. As shown in Fig. 6, through the unified training of both open-ended and closed-ended data, our O²-Searcher demonstrates several key characteristics: the number of search actions for multi-hop datasets is typically slightly higher than for general datasets, and the number of search actions for open-ended dataset is higher than for most closed-ended datasets. In terms of query complexity, the generated queries for open-ended problems are notably more extensive than those for closed-ended questions. This phenomenon indicates that our O²-Searcher effectively learns to adapt its search behavior based on the specific characteristics of each question.

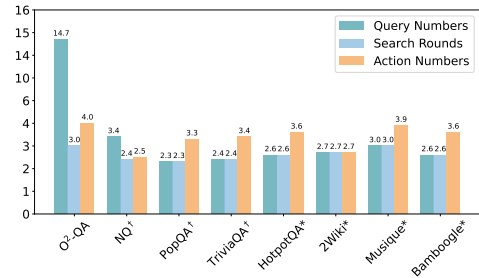


Figure 6: Search behavior across different datasets in the inference stage. [†] denotes general datasets, * denotes multi-hop datasets.

4 Conclusion and Limitations

In this paper, we introduce O²-Searcher, an RL-based search agent designed to decouple external information from its reasoning. O²-Searcher dynamically acquires knowledge via a local simulated

search environment and employs a unified training approach, enabling it to handle both open-ended and closed-ended questions by adapting its generation strategies. For robust evaluation on open-ended tasks, we constructed O²-QA, a high-quality benchmark. Extensive experiments reveal that O²-Searcher, even with a 3B parameter model, significantly surpasses existing LLM agents on O²-QA and achieves SOTA performance on multiple closed-ended QA benchmarks against comparably-sized models. Our key limitations include O²-QA’s reliance on manually curated questions and a fixed web page cache, potentially introducing sampling bias, and the empirical validation being conducted solely on a 3B-parameter model, leaving scalability unevaluated. Dependence on external search also exposes models to noise and misinformation (further limitations are detailed in Appendix A.4). As the first work exploring LLM evaluation and training on open-ended questions, this research lays the groundwork for developing more reliable, transparent, and grounded AI systems.

References

- [1] Salaheddin Alzubi, Creston Brooks, Purva Chiniya, Edoardo Contente, Chiara von Gerlach, Lucas Irwin, Yihan Jiang, Arda Kaz, Windsor Nguyen, Sewoong Oh, et al. Open deep search: Democratizing search with open-source reasoning agents. *arXiv preprint arXiv:2503.20201*, 2025.
- [2] Akari Asai, Zeqiu Wu, Yizhong Wang, Avirup Sil, and Hannaneh Hajishirzi. Self-rag: Learning to retrieve, generate, and critique through self-reflection. In *The Twelfth International Conference on Learning Representations*, 2023.
- [3] Hyung Won Chung, Le Hou, Shayne Longpre, Barret Zoph, Yi Tay, William Fedus, Yunxuan Li, Xuezhi Wang, Mostafa Dehghani, Siddhartha Brahma, et al. Scaling instruction-finetuned language models. *Journal of Machine Learning Research*, 25(70):1–53, 2024.
- [4] Karl Cobbe, Vineet Kosaraju, Mohammad Bavarian, Mark Chen, Heewoo Jun, Lukasz Kaiser, Matthias Plappert, Jerry Tworek, Jacob Hilton, Reiichiro Nakano, et al. Training verifiers to solve math word problems. *arXiv preprint arXiv:2110.14168*, 2021.
- [5] Ganqu Cui, Lifan Yuan, Zefan Wang, Hanbin Wang, Wendi Li, Bingxiang He, Yuchen Fan, Tianyu Yu, Qixin Xu, Weize Chen, et al. Process reinforcement through implicit rewards. *arXiv preprint arXiv:2502.01456*, 2025.
- [6] Lutfi Eren Erdogan, Nicholas Lee, Sehoon Kim, Suhong Moon, Hiroki Furuta, Gopala Anumanchipalli, Kurt Keutzer, and Amir Gholami. Plan-and-act: Improving planning of agents for long-horizon tasks. *arXiv preprint arXiv:2503.09572*, 2025.
- [7] Daocheng Fu, Zijun Chen, Renqiu Xia, Qi Liu, Yuan Feng, Hongbin Zhou, Renrui Zhang, Shiyang Feng, Peng Gao, Junchi Yan, et al. Trustgeogen: Scalable and formal-verified data engine for trustworthy multi-modal geometric problem solving. *arXiv preprint arXiv:2504.15780*, 2025.
- [8] Google. Gemini deep research, 12 2024.
- [9] Daya Guo, Dejian Yang, Haowei Zhang, Junxiao Song, Ruoyu Zhang, Runxin Xu, Qihao Zhu, Shirong Ma, Peiyi Wang, Xiao Bi, et al. Deepseek-r1: Incentivizing reasoning capability in llms via reinforcement learning. *arXiv preprint arXiv:2501.12948*, 2025.
- [10] Xanh Ho, Anh-Khoa Duong Nguyen, Saku Sugawara, and Akiko Aizawa. Constructing a multi-hop qa dataset for comprehensive evaluation of reasoning steps. *arXiv preprint arXiv:2011.01060*, 2020.
- [11] Sirui Hong, Xiawu Zheng, Jonathan Chen, Yuheng Cheng, Jinlin Wang, Ceyao Zhang, Zili Wang, Steven Ka Shing Yau, Zijuan Lin, Liyang Zhou, et al. Metagpt: Meta programming for multi-agent collaborative framework. *arXiv preprint arXiv:2308.00352*, 3(4):6, 2023.
- [12] Mengkang Hu, Yao Mu, Xinmiao Yu, Mingyu Ding, Shiguang Wu, Wenqi Shao, Qiguang Chen, Bin Wang, Yu Qiao, and Ping Luo. Tree-planner: Efficient close-loop task planning with large language models. *arXiv preprint arXiv:2310.08582*, 2023.
- [13] Lei Huang, Weijiang Yu, Weitao Ma, Weihong Zhong, Zhangyin Feng, Haotian Wang, Qianglong Chen, Weihua Peng, Xiaocheng Feng, Bing Qin, et al. A survey on hallucination in large language models: Principles, taxonomy, challenges, and open questions. *ACM Transactions on Information Systems*, 43(2):1–55, 2025.
- [14] Aaron Hurst, Adam Lerer, Adam P Goucher, Adam Perelman, Aditya Ramesh, Aidan Clark, AJ Ostrow, Akila Welihinda, Alan Hayes, Alec Radford, et al. Gpt-4o system card. *arXiv preprint arXiv:2410.21276*, 2024.

- [15] Weisen Jiang, Han Shi, Longhui Yu, Zhengying Liu, Yu Zhang, Zhenguo Li, and James T Kwok. Forward-backward reasoning in large language models for mathematical verification. *arXiv preprint arXiv:2308.07758*, 2023.
- [16] Carlos E Jimenez, John Yang, Alexander Wettig, Shunyu Yao, Kexin Pei, Ofir Press, and Karthik Narasimhan. Swe-bench: Can language models resolve real-world github issues? *arXiv preprint arXiv:2310.06770*, 2023.
- [17] Bowen Jin, Hansi Zeng, Zhenrui Yue, Jinsung Yoon, Sercan Arik, Dong Wang, Hamed Zamani, and Jiawei Han. Search-r1: Training llms to reason and leverage search engines with reinforcement learning. *arXiv preprint arXiv:2503.09516*, 2025.
- [18] Mandar Joshi, Eunsol Choi, Daniel S Weld, and Luke Zettlemoyer. Triviaqa: A large scale distantly supervised challenge dataset for reading comprehension. *arXiv preprint arXiv:1705.03551*, 2017.
- [19] Leslie Pack Kaelbling, Michael L Littman, and Andrew W Moore. Reinforcement learning: A survey. *Journal of artificial intelligence research*, 4:237–285, 1996.
- [20] Vladimir Karpukhin, Barlas Oguz, Sewon Min, Patrick SH Lewis, Ledell Wu, Sergey Edunov, Danqi Chen, and Wen-tau Yih. Dense passage retrieval for open-domain question answering. In *EMNLP (1)*, pages 6769–6781, 2020.
- [21] Youna Kim, Minjoon Choi, Sungmin Cho, Hyuhng Joon Kim, Sang-goo Lee, and Taeuk Kim. Reliability across parametric and external knowledge: Understanding knowledge handling in llms. *arXiv preprint arXiv:2502.13648*, 2025.
- [22] Harold W Kuhn. The hungarian method for the assignment problem. *Naval research logistics quarterly*, 2(1-2):83–97, 1955.
- [23] Tom Kwiatkowski, Jennimaria Palomaki, Olivia Redfield, Michael Collins, Ankur Parikh, Chris Alberti, Danielle Epstein, Illia Polosukhin, Jacob Devlin, Kenton Lee, et al. Natural questions: a benchmark for question answering research. *Transactions of the Association for Computational Linguistics*, 7:453–466, 2019.
- [24] Patrick Lewis, Ethan Perez, Aleksandra Piktus, Fabio Petroni, Vladimir Karpukhin, Naman Goyal, Heinrich Küttler, Mike Lewis, Wen-tau Yih, Tim Rocktäschel, et al. Retrieval-augmented generation for knowledge-intensive nlp tasks. *Advances in neural information processing systems*, 33:9459–9474, 2020.
- [25] Guohao Li, Hasan Hammoud, Hani Itani, Dmitrii Khizbullin, and Bernard Ghanem. Camel: Communicative agents for "mind" exploration of large language model society. *Advances in Neural Information Processing Systems*, 36:51991–52008, 2023.
- [26] Junlong Li, Daya Guo, Dejian Yang, Runxin Xu, Yu Wu, and Junxian He. Codei/o: Condensing reasoning patterns via code input-output prediction. *arXiv preprint arXiv:2502.07316*, 2025.
- [27] Xiaoxi Li, Guanting Dong, Jiajie Jin, Yuyao Zhang, Yujia Zhou, Yutao Zhu, Peitian Zhang, and Zhicheng Dou. Search-o1: Agentic search-enhanced large reasoning models. *arXiv preprint arXiv:2501.05366*, 2025.
- [28] Xinbin Liang, Jinyu Xiang, Zhaoyang Yu, Jiayi Zhang, and Sirui Hong. Openmanus: An open-source framework for building general ai agents. <https://github.com/mannaandpoem/OpenManus>, 2025.
- [29] Aixiu Liu, Bei Feng, Bing Xue, Bingxuan Wang, Bochao Wu, Chengda Lu, Chenggang Zhao, Chengqi Deng, Chenyu Zhang, Chong Ruan, et al. Deepseek-v3 technical report. *arXiv preprint arXiv:2412.19437*, 2024.
- [30] Zijun Liu, Peiyi Wang, Runxin Xu, Shirong Ma, Chong Ruan, Peng Li, Yang Liu, and Yu Wu. Inference-time scaling for generalist reward modeling. *arXiv preprint arXiv:2504.02495*, 2025.
- [31] Junyu Luo, Weizhi Zhang, Ye Yuan, Yusheng Zhao, Junwei Yang, Yiyang Gu, Bohan Wu, Binqi Chen, Ziyue Qiao, Qingqing Long, et al. Large language model agent: A survey on methodology, applications and challenges. *arXiv preprint arXiv:2503.21460*, 2025.
- [32] Alex Mallen, Akari Asai, Victor Zhong, Rajarshi Das, Daniel Khashabi, and Hannaneh Hajishirzi. When not to trust language models: Investigating effectiveness of parametric and non-parametric memories. *arXiv preprint arXiv:2212.10511*, 2022.
- [33] Grégoire Mialon, Clémentine Fourier, Thomas Wolf, Yann LeCun, and Thomas Scialom. Gaia: a benchmark for general ai assistants. In *The Twelfth International Conference on Learning Representations*, 2023.

- [34] OpenAI. Deep research system card. Technical report, OpenAI, 2 2025.
- [35] Charles Packer, Vivian Fang, Shishir_G Patil, Kevin Lin, Sarah Wooders, and Joseph_E Gonzalez. Memgpt: Towards llms as operating systems. 2023.
- [36] Avinash Patil. Advancing reasoning in large language models: Promising methods and approaches. *arXiv preprint arXiv:2502.03671*, 2025.
- [37] Baolin Peng, Michel Galley, Pengcheng He, Hao Cheng, Yujia Xie, Yu Hu, Qiuyuan Huang, Lars Liden, Zhou Yu, Weizhu Chen, et al. Check your facts and try again: Improving large language models with external knowledge and automated feedback. *arXiv preprint arXiv:2302.12813*, 2023.
- [38] Ofir Press, Muru Zhang, Sewon Min, Ludwig Schmidt, Noah A Smith, and Mike Lewis. Measuring and narrowing the compositionality gap in language models. *arXiv preprint arXiv:2210.03350*, 2022.
- [39] Shuofei Qiao, Honghao Gui, Chengfei Lv, Qianghuai Jia, Huajun Chen, and Ningyu Zhang. Making language models better tool learners with execution feedback. *arXiv preprint arXiv:2305.13068*, 2023.
- [40] Yujia Qin, Shihao Liang, Yining Ye, Kunlun Zhu, Lan Yan, Yaxi Lu, Yankai Lin, Xin Cong, Xiangru Tang, Bill Qian, et al. Toolllm: Facilitating large language models to master 16000+ real-world apis. *arXiv preprint arXiv:2307.16789*, 2023.
- [41] Zhihong Shao, Peiyi Wang, Qihao Zhu, Runxin Xu, Junxiao Song, Xiao Bi, Haowei Zhang, Mingchuan Zhang, YK Li, Y Wu, et al. Deepseekmath: Pushing the limits of mathematical reasoning in open language models. *arXiv preprint arXiv:2402.03300*, 2024.
- [42] Huatong Song, Jinhao Jiang, Yingqian Min, Jie Chen, Zhipeng Chen, Wayne Xin Zhao, Lei Fang, and Ji-Rong Wen. R1-searcher: Incentivizing the search capability in llms via reinforcement learning. *arXiv preprint arXiv:2503.05592*, 2025.
- [43] Richard S Sutton, Andrew G Barto, et al. Reinforcement learning. *Journal of Cognitive Neuroscience*, 11(1):126–134, 1999.
- [44] Harsh Trivedi, Niranjan Balasubramanian, Tushar Khot, and Ashish Sabharwal. Interleaving retrieval with chain-of-thought reasoning for knowledge-intensive multi-step questions. *arXiv preprint arXiv:2212.10509*, 2022.
- [45] Harsh Trivedi, Niranjan Balasubramanian, Tushar Khot, and Ashish Sabharwal. Musique: Multihop questions via single-hop question composition. *Transactions of the Association for Computational Linguistics*, 10:539–554, 2022.
- [46] Karthik Valmeekam, Matthew Marquez, Alberto Olmo, Sarath Sreedharan, and Subbarao Kambhampati. Planbench: An extensible benchmark for evaluating large language models on planning and reasoning about change. *Advances in Neural Information Processing Systems*, 36:38975–38987, 2023.
- [47] Lei Wang, Wanyu Xu, Yihuai Lan, Zhiqiang Hu, Yunshi Lan, Roy Ka-Wei Lee, and Ee-Peng Lim. Plan-and-solve prompting: Improving zero-shot chain-of-thought reasoning by large language models. *arXiv preprint arXiv:2305.04091*, 2023.
- [48] Liang Wang, Nan Yang, Xiaolong Huang, Binxing Jiao, Linjun Yang, Daxin Jiang, Rangan Majumder, and Furu Wei. Text embeddings by weakly-supervised contrastive pre-training. *arXiv preprint arXiv:2212.03533*, 2022.
- [49] Wenhui Wang, Furu Wei, Li Dong, Hangbo Bao, Nan Yang, and Ming Zhou. Minilm: Deep self-attention distillation for task-agnostic compression of pre-trained transformers. *Advances in neural information processing systems*, 33:5776–5788, 2020.
- [50] Xuezhi Wang, Jason Wei, Dale Schuurmans, Quoc Le, Ed Chi, Sharan Narang, Aakanksha Chowdhery, and Denny Zhou. Self-consistency improves chain of thought reasoning in language models. *arXiv preprint arXiv:2203.11171*, 2022.
- [51] Jason Wei, Xuezhi Wang, Dale Schuurmans, Maarten Bosma, Fei Xia, Ed Chi, Quoc V Le, Denny Zhou, et al. Chain-of-thought prompting elicits reasoning in large language models. *Advances in neural information processing systems*, 35:24824–24837, 2022.
- [52] Shirley Wu, Shiyu Zhao, Qian Huang, Kexin Huang, Michihiro Yasunaga, Kaidi Cao, Vassilis Ioannidis, Karthik Subbian, Jure Leskovec, and James Y Zou. Avatar: Optimizing llm agents for tool usage via contrastive reasoning. *Advances in Neural Information Processing Systems*, 37:25981–26010, 2024.

- [53] Zekun Xi, Wenbiao Yin, Jizhan Fang, Jialong Wu, Runnan Fang, Ningyu Zhang, Jiang Yong, Pengjun Xie, Fei Huang, and Huajun Chen. Omnithink: Expanding knowledge boundaries in machine writing through thinking. *arXiv preprint arXiv:2501.09751*, 2025.
- [54] Huajian Xin, Daya Guo, Zhihong Shao, Zhizhou Ren, Qihao Zhu, Bo Liu, Chong Ruan, Wenda Li, and Xiaodan Liang. Deepseek-prover: Advancing theorem proving in llms through large-scale synthetic data. *arXiv preprint arXiv:2405.14333*, 2024.
- [55] An Yang, Baosong Yang, Beichen Zhang, Binyuan Hui, Bo Zheng, Bowen Yu, Chengyuan Li, Dayiheng Liu, Fei Huang, Haoran Wei, et al. Qwen2. 5 technical report. *arXiv preprint arXiv:2412.15115*, 2024.
- [56] Rui Yang, Lin Song, Yanwei Li, Sijie Zhao, Yixiao Ge, Xiu Li, and Ying Shan. Gpt4tools: Teaching large language model to use tools via self-instruction. *Advances in Neural Information Processing Systems*, 36:71995–72007, 2023.
- [57] Zhilin Yang, Peng Qi, Saizheng Zhang, Yoshua Bengio, William W Cohen, Ruslan Salakhutdinov, and Christopher D Manning. Hotpotqa: A dataset for diverse, explainable multi-hop question answering. *arXiv preprint arXiv:1809.09600*, 2018.
- [58] Shunyu Yao, Dian Yu, Jeffrey Zhao, Izhak Shafran, Tom Griffiths, Yuan Cao, and Karthik Narasimhan. Tree of thoughts: Deliberate problem solving with large language models. *Advances in neural information processing systems*, 36:11809–11822, 2023.
- [59] Shunyu Yao, Jeffrey Zhao, Dian Yu, Nan Du, Izhak Shafran, Karthik Narasimhan, and Yuan Cao. Re-act: Synergizing reasoning and acting in language models. In *International Conference on Learning Representations (ICLR)*, 2023.
- [60] Hongbin Ye, Tong Liu, Aijia Zhang, Wei Hua, and Weiqiang Jia. Cognitive mirage: A review of hallucinations in large language models. *arXiv preprint arXiv:2309.06794*, 2023.
- [61] Tian Ye, Zicheng Xu, Yuanzhi Li, and Zeyuan Allen-Zhu. Physics of language models: Part 2.1, grade-school math and the hidden reasoning process. In *The Thirteenth International Conference on Learning Representations*, 2024.
- [62] Qiyang Yu, Zheng Zhang, Ruofei Zhu, Yufeng Yuan, Xiaochen Zuo, Yu Yue, Tiantian Fan, Gaohong Liu, Lingjun Liu, Xin Liu, et al. Dapo: An open-source llm reinforcement learning system at scale. *arXiv preprint arXiv:2503.14476*, 2025.
- [63] Yue Yu, Wei Ping, Zihan Liu, Boxin Wang, Jiaxuan You, Chao Zhang, Mohammad Shoeybi, and Bryan Catanzaro. Rankrag: Unifying context ranking with retrieval-augmented generation in llms. *Advances in Neural Information Processing Systems*, 37:121156–121184, 2024.
- [64] Siyu Yuan, Kaitao Song, Jiangjie Chen, Xu Tan, Yongliang Shen, Ren Kan, Dongsheng Li, and Deqing Yang. Easytool: Enhancing llm-based agents with concise tool instruction. *arXiv preprint arXiv:2401.06201*, 2024.
- [65] Zhenrui Yue, Honglei Zhuang, Aijun Bai, Kai Hui, Rolf Jagerman, Hansi Zeng, Zhen Qin, Dong Wang, Xuanhui Wang, and Michael Bendersky. Inference scaling for long-context retrieval augmented generation. *arXiv preprint arXiv:2410.04343*, 2024.
- [66] Dan Zhang, Sining Zhou, Ziniu Hu, Yisong Yue, Yuxiao Dong, and Jie Tang. Rest-mcts*: Llm self-training via process reward guided tree search, 2024a. URL <https://arxiv.org/abs/2406.03816>.
- [67] Yue Zhang, Yafu Li, Leyang Cui, Deng Cai, Lemao Liu, Tingchen Fu, Xinting Huang, Enbo Zhao, Yu Zhang, Yulong Chen, et al. Siren’s song in the ai ocean: a survey on hallucination in large language models. *arXiv preprint arXiv:2309.01219*, 2023.
- [68] Junhao Zheng, Shengjie Qiu, Chengming Shi, and Qianli Ma. Towards lifelong learning of large language models: A survey. *ACM Computing Surveys*, 57(8):1–35, 2025.
- [69] Yuxiang Zheng, Dayuan Fu, Xiangkun Hu, Xiaojie Cai, Lyumanshan Ye, Pengrui Lu, and Pengfei Liu. Deepresearcher: Scaling deep research via reinforcement learning in real-world environments. *arXiv preprint arXiv:2504.03160*, 2025.
- [70] Denny Zhou, Nathanael Schärli, Le Hou, Jason Wei, Nathan Scales, Xuezhi Wang, Dale Schuurmans, Claire Cui, Olivier Bousquet, Quoc Le, et al. Least-to-most prompting enables complex reasoning in large language models. *arXiv preprint arXiv:2205.10625*, 2022.
- [71] Shuyan Zhou, Frank F Xu, Hao Zhu, Xuhui Zhou, Robert Lo, Abishek Sridhar, Xianyi Cheng, Tianyue Ou, Yonatan Bisk, Daniel Fried, et al. Webarena: A realistic web environment for building autonomous agents. *arXiv preprint arXiv:2307.13854*, 2023.

A Appendices

A.1 Related Works

LLMs with External Knowledge. LLMs, due to their reliance on parametric knowledge, inherently struggle with dynamic or evolving information, which often leads to factual inaccuracies [67, 37, 60, 68, 21]. To mitigate these limitations and provide LLMs with timely, specific knowledge, integrating external knowledge has become a widely adopted strategy. This integration primarily occurs through two approaches: (1) Retrieval-Augmented Generation (RAG) [24, 2, 65], which enhances model output by retrieving relevant content via predefined workflows, though its fixed interaction patterns can limit adaptability; and (2) Search agent [44, 59, 1, 17, 42, 69], where the LLM acts as an autonomous agent, deciding when and how to use a search engine and incorporate external knowledge. While RAG-based methods have achieved great advancement, their predefined procedures require extensive manual prompt engineering and limit generalization. Consequently, the search agent has gained traction, empowering LLMs to iteratively craft queries, invoke search engines, and generate results. Early methods [44, 59] relied on explicit instructions or engineered prompts. More recent progress, such as Search-R1 [17] optimizing multi-turn queries and DeepResearcher [69] training LLMs for complex web navigation, focuses on enabling LLMs to adaptively learn search strategies via RL. Despite these advances, existing search agents remain focusing on closed-ended tasks and ignore open-ended exploration.

Advancing Reasoning in LLMs. Tackling open-domain problems requires models that deeply comprehend requirements and dynamically adjust strategies, making their reasoning capabilities crucial [36]. There are three predominant approaches to enhance LLMs’ reasoning ability: prompt-engineered, SFT-based, and RL-based methods. Prompt-engineered methods [51, 50, 70, 58, 15, 69] design prompts to provide exemplars or guidance that steer models along specific cognitive pathways, thereby improving problem-solving skills without modifying the underlying parameters. However, these methods do not alter the intrinsic model parameters and tend to produce rigid behavioral patterns, which can hinder instruction following, consistent reasoning, and generalization to novel tasks. Additionally, they require extensive manual prompt engineering to achieve reliable performance. SFT-based methods [54, 61, 7] involve training models on large-scale, domain-specific reasoning datasets to instill reasoning abilities. While effective, this approach is costly in terms of data acquisition and can cause models to become overly sensitive to training data, limiting their generalization capabilities [4]. RL-based methods [43, 19, 41, 62, 5, 30] guide models towards correct inferential steps via reward signals, offering high training efficiency and generalization potential; however, designing effective reward functions, especially for enabling continuous improvement in open-ended problems, remains a core challenge.

Agent Evolution. The evolution of LLMs from basic text generators to sophisticated autonomous agents marks a significant advancement in artificial intelligence [31]. Existing systems integrate multiple cognitive capabilities, including hierarchical planning [6, 66, 47, 12], tool manipulation [39, 56, 64, 52], and memory-augmented reasoning [59, 53, 35], enabling them to function as proactive problem-solvers. This progression has given rise to diverse architectural approaches, ranging from single-agent implementations to complex Multi-Agent Systems (MAS) [11, 25, 28] where specialized LLM agents collaborate through emergent coordination protocols, albeit while introducing challenges in communication efficiency and conflict resolution. The demonstrated applications of these agentic systems span multiple domains, including software engineering [16], web navigation tasks [71], and report generation [34, 8]. The evaluation of such capabilities has necessitated specialized benchmarks [40, 46, 33] that assess not only task completion but also reasoning processes, operational efficiency, and safety considerations. In this work, we focus on the development of search agents, where LLMs are exploited to iteratively craft queries, invoke search engines, and generate answers. Different from existing methods [17, 42, 69] that only focus on closed-ended question answering tasks, our proposed method is capable of tackling both demanding open-ended and closed-ended problems.

A.2 More Implementation Details

For the GRPO training, the KL divergence regularization coefficient β is set to 0.001, and the clip ratio ϵ is set to 0.2. We configure the maximum sequence length to be $10k$ tokens. Specifically, the

Table 3: Ablation on reward design. "IND" and "OOD" denote in-domain and out-of-domain.

Reward components	Open-ended (F1)			Closed-ended (EM)	
	Easy	Hard	Avg.	IND Avg.	OOD Avg.
w/ $r_{o,f1}$	0.2169	0.1227	0.1714	0.407	0.371
w/ $r_{o,fm}, r_{o,f1}$	0.2852	0.1678	0.2285	0.423	0.380
w/ $r_{o,fm}, r_{o,div}, r_{o,f1}$	0.3104	0.1794	0.2523	0.434	0.393

retrieved content is also restricted to a maximum length of $2k$ tokens. The maximum searching step is set to 4. During the training procedure, we adopt vLLM⁵ to accelerate LLM rollouts. The tensor parallel size is set to 1, and the GPU memory utilization ratio is set at 0.85. For rollout sampling, we use a temperature of 1.0 and a top- p value of 1.0. Regarding the hyper-parameters of the reward function, $\{\alpha_i\}_{i=0}^2 = \{0.5, 0.5, 3\}$, $\{w_i\}_{i=0}^2 = \{0.5, 0.3, 0.2\}$, $\{\gamma_i\}_{i=0}^2 = \{0.4, 0.4, 0.2\}$. s_{thr} and δ are set to 0.6 and 1.5, respectively. The threshold s_θ is set to 0.75.

A.3 More Analysis

Analysis of Reward Design. Our analysis investigates the impact of different reward components in the open-ended task, with results presented in Table 3. All variants are trained for 300 steps in the RL training stage. These findings indicate that the choice of reward components significantly affects not only the open-ended task but also performance on closed-ended tasks. Notably, relying solely on the F1 score as the reward signal proves insufficient for guiding the learning process effectively, especially in open-ended scenarios. We also experimentally found that the use of only the F1 score can degrade the stability of the training, highlighting the importance of a more comprehensive design of reward for robust and effective model training.

```

System: SYSTEM_PROMPT
User: Initial query: when did Ford stop producing the 7.3 diesel?
O2-Searcher: <think>To determine when Ford stopped producing the 7.3 diesel, we need to first understand the history of the 7.3 diesel engine in Ford vehicles.</think>
<search>< query>when did Ford stop producing the 7.3 diesel </query>
</search>
User (Env feedback):: Search learnings: <learnings>
- "Ford F-Series (seventh generation)" was offered alongside the Caterpillar 3208 V8; Caterpillar-powered vehicles were re-designated Ford "F-8000" (adding an extra "0" to the model name). During the late 1980s, the Caterpillar and Detroit Diesel engines are replaced by 6.6L and 7.8L inline-6 diesels produced in a joint venture between Ford and New Holland in Brazil. In 1992, the Ford-New Holland engines are both replaced by a Cummins 5.9L inline-6 diesel. Ford F-Series (seventh generation) The seventh generation of the Ford F-Series is a line of pickup trucks and medium-duty commercial trucks that was produced by Ford from 1979 to 1986. For the first time
- "Ford Super Duty" was sold with the 7.3L Power Stroke V8. Initially producing 235 hp/500 lb-ft of torque, the engine was retuned in 2001. Versions equipped with an automatic transmission produced 250 hp while manual-transmission examples produced 275 hp; with either transmission, the engine produced 525 lb-ft of torque. As the 7.3L V8 was no longer able to comply with emissions regulations for diesel engines, it was discontinued midway through the 2003 model year. As a running change during the 2003 model year, the 6.0L PowerStroke V8 was introduced as the replacement for the previous 7.3L V8 in LHD markets supplied with the
- "Ford Taurus" to discontinue the Taurus (along with the Fiesta, Focus, and Fusion), in order to focus more on its line of trucks and SUVs. The announcement was part of a plan by Ford Motor Company to cut costs and increase profits. This was in response to a shift in perceived consumer demand towards SUVs and pickup trucks, and away from sedans. On September 5, 2018, Ford ended all national and promotional advertising (including sales and special offers) for its entire sedan lineup, including the Taurus, whose production will end in 2019. A seventh generation of the Ford Taurus was introduced at
</learnings>
O2-Searcher : <think>Now we know that Ford stopped producing the 7.3 diesel in 2003. Next, we can provide the answer.</think>
<answer>
2003
</answer>

```

Figure 7: A closed-ended case produced by O²-Searcher

Case Study. Fig. 7 and Fig. 8 depict two illustrative cases for the closed-end problem, generated by Search-R1 and O²-Searcher, respectively. Fig. 7 presents the limitations of Search-R1, including repetitive searching and ineffective information distillation. In contrast, Fig. 8 demonstrates the efficient search and answering capabilities of O²-Searcher. We also provide a case for the open-ended problem, as shown in Fig. 9. We input an open-ended question, e.g., "how to learn a new language?", outside the training domain, and take the open web as the search environment. The results show that our O²-Searcher can perform multi-run searching by generating multiple relevant queries to

⁵<https://github.com/vllm-project/vllm>

System: SYSTEM_PROMPT

User: Initial query: when did Ford stop producing the 7.3 diesel?

Search-R1: <think> I need to find out when Ford quit making the 7.3 diesel. I'll search for it.</think>

<search>when did Ford quit making the 7.3 diesel </search>

<information>

- Doc 1(Title: "Ford F-Series (seventh generation)") was offered alongside the Caterpillar 3208 V8; Caterpillar-powered vehicles were re-designated Ford 'F-8000' (adding an extra '0' to the model name). During the late 1980s, the Caterpillar and Detroit Diesel engines are replaced by 6.6L and 7.8L inline-6 diesels produced in a joint venture between Ford and New Holland in Brazil. In 1992, the Ford-New Holland engines are both replaced by a Cummins 5.9L inline-6 diesel. Ford F-Series (seventh generation) The seventh generation of the Ford F-Series is a line of pickup trucks and medium-duty commercial trucks that was produced by Ford from 1979 to 1986. For the first time
- Doc 2(Title: "Ford Power Stroke engine") by the 6.0L because of its inability to meet newer emission requirements. Nearly 2 million 7.3s were produced from International's Indianapolis plant. The 7.3L DI Power Stroke engine is commonly referred to as one of the best engines that International produced. The 7.3L (444 CID) Power Stroke was replaced by the 6.0L (365 CID) beginning in the second quarter of the 2003 model year. The 6.0L Power Stroke, was used in Ford Super Duty trucks until the 2007 model year but lasted until 2009 in the Ford Econoline vans (model year 2010) and in the Ford Excursion SUVs until after
- Doc 3(Title: "Ford Super Duty") was sold with the 7.3L Power Stroke V8. Initially producing 235 hp/500 lb-ft of torque, the engine was retuned in 2001. Versions equipped with an automatic transmission produced 250 hp while manual-transmission examples produced 275 hp; with either transmission, the engine produced 525 lb-ft of torque. **As the 7.3L V8 was no longer able to comply with emissions regulations for diesel engines, it was discontinued midway through the 2003 model year.** As a running change during the 2003 model year, the 6.0L PowerStroke V8 was introduced as the replacement for the previous 7.3L V8 in LHD markets supplied with the

</information>

Search-R1: <think>I found out that the 7.3L Power Stroke engine was replaced by the 6.0L Power Stroke beginning in the second quarter of the 2003 model year. Now I need to find out when Ford quit making the 7.3 diesel.</think>

<search>when did Ford quit making the 7.3 diesel </search>

<information>

- Doc 1(Title: "Ford F-Series (seventh generation)") was offered alongside the Caterpillar 3208 V8; Caterpillar-powered vehicles were re-designated Ford 'F-8000' (adding an extra '0' to the model name). During the late 1980s, the Caterpillar and Detroit Diesel engines are replaced by 6.6L and 7.8L inline-6 diesels produced in a joint venture between Ford and New Holland in Brazil. In 1992, the Ford-New Holland engines are both replaced by a Cummins 5.9L inline-6 diesel. Ford F-Series (seventh generation) The seventh generation of the Ford F-Series is a line of pickup trucks and medium-duty commercial trucks that was produced by Ford from 1979 to 1986. For the first time
- Doc 2(Title: "Ford Power Stroke engine") by the 6.0L because of its inability to meet newer emission requirements. Nearly 2 million 7.3s were produced from International's Indianapolis plant. The 7.3L DI Power Stroke engine is commonly referred to as one of the best engines that International produced. The 7.3L (444 CID) Power Stroke was replaced by the 6.0L (365 CID) beginning in the second quarter of the 2003 model year. The 6.0L Power Stroke, was used in Ford Super Duty trucks until the 2007 model year but lasted until 2009 in the Ford Econoline vans (model year 2010) and in the Ford Excursion SUVs until after
- Doc 3(Title: "Ford Super Duty") was sold with the 7.3L Power Stroke V8. Initially producing 235 hp/500 lb-ft of torque, the engine was retuned in 2001. Versions equipped with an automatic transmission produced 250 hp while manual-transmission examples produced 275 hp; with either transmission, the engine produced 525 lb-ft of torque. **As the 7.3L V8 was no longer able to comply with emissions regulations for diesel engines, it was discontinued midway through the 2003 model year.** As a running change during the 2003 model year, the 6.0L PowerStroke V8 was introduced as the replacement for the previous 7.3L V8 in LHD markets supplied with the

</information>

Search-R1: <think> I found out that the 7.3L Power Stroke engine was replaced by the 6.0L Power Stroke beginning in the second quarter of the 2003 model year. Now I need to find out when Ford quit making the 7.3 diesel. </think>

<search>when did Ford quit making the 7.3 diesel </search>

<information>

- Doc 1(Title: "Ford F-Series (seventh generation)") was offered alongside the Caterpillar 3208 V8; Caterpillar-powered vehicles were re-designated Ford 'F-8000' (adding an extra '0' to the model name). During the late 1980s, the Caterpillar and Detroit Diesel engines are replaced by 6.6L and 7.8L inline-6 diesels produced in a joint venture between Ford and New Holland in Brazil. In 1992, the Ford-New Holland engines are both replaced by a Cummins 5.9L inline-6 diesel. Ford F-Series (seventh generation) The seventh generation of the Ford F-Series is a line of pickup trucks and medium-duty commercial trucks that was produced by Ford from 1979 to 1986. For the first time
- Doc 2(Title: "Ford Power Stroke engine") by the 6.0L because of its inability to meet newer emission requirements. Nearly 2 million 7.3s were produced from International's Indianapolis plant. The 7.3L DI Power Stroke engine is commonly referred to as one of the best engines that International produced. The 7.3L (444 CID) Power Stroke was replaced by the 6.0L (365 CID) beginning in the second quarter of the 2003 model year. The 6.0L Power Stroke, was used in Ford Super Duty trucks until the 2007 model year but lasted until 2009 in the Ford Econoline vans (model year 2010) and in the Ford Excursion SUVs until after
- Doc 3(Title: "Ford Super Duty") was sold with the 7.3L Power Stroke V8. Initially producing 235 hp/500 lb-ft of torque, the engine was retuned in 2001. Versions equipped with an automatic transmission produced 250 hp while manual-transmission examples produced 275 hp; with either transmission, the engine produced 525 lb-ft of torque. **As the 7.3L V8 was no longer able to comply with emissions regulations for diesel engines, it was discontinued midway through the 2003 model year.** As a running change during the 2003 model year, the 6.0L PowerStroke V8 was introduced as the replacement for the previous 7.3L V8 in LHD markets supplied with the

</information>

<answer>

2003

</answer>

Figure 8: A closed-ended case produced by Search-R1

System: SYSTEM_PROMPT

User: Initial query: How to learn a new language ?

O²-Searcher: <think>To thoroughly explore the methods of learning a new language, it's necessary to understand the characteristics of language learning, the current status of the target language, personal learning habits, etc...</think>

<search>< query>Characteristics of language learning</query>
 < query>Current status of English language development </query>
 < query>Current status of Chinese language development</query>
 < query>Personal learning habits and cognitive preferences</query>
 < query>Commonly used language learning tools and resources</query>

</search>

User (Env_feedback): Search learnings: <learnings>...various language projects achieved significant results, including the Rediscovering the Ancient Chinese Language Project, Digital Technology - Based Projects, Language Resources Protection Project, and Chinese Cultural Terminology Project....</learnings>

O²-Searcher : <think>Based on the information obtained, we have learned about the current status of Chinese language education, the development of language learning tools and resources, and some basic concepts of language learning. Next, we need to analyze these pieces of information...</think>

<search>< query>Specific manifestations of visual, auditory, reading and writing, kinesthetic, verbal or linguistic, social or interpersonal, and solitary or intrapersonal learning styles</query>
 < query>Latest development of artificial intelligence technology and its application in language learning</query>
 < query>Future trends of big data technology in personalized learning</query>
 < query>Typical cases of corporate employee language training</query>
 < query>Development history and current situation of e-learning platforms</query>

</search>

User (Env_feedback): Search learnings: <learnings>Visual learners process information best through seeing and observing, with a 2019 study claiming around 65% of people fall into this category...</learnings>

O²-Searcher : <think>Based on the information obtained from the first two rounds of searching, we have gained a deeper understanding of language learning, including learning styles, language learning tools and resources, and corporate language training...</think>

<search>< query>Comparison of different age groups' learning habits</query>
 < query>Application of blockchain technology in language learning</query>
 < query>Development history and current status of augmented reality technology</query>
 < query>Case studies of language learning in military and aviation industries</query>
 < query>Latest development of virtual reality technology</query>

</search>

User (Env_feedback): Search learnings: <learnings>Children learn about the world through play before school and transition to a more focused learning process at school. They have difficulty concentrating, so lessons are typically 40 - 45 minutes long, and learning activities should engage multiple senses...</learnings>

O²-Searcher : <think>Based on the information obtained from multiple rounds of searching, we have gained a comprehensive understanding of language learning, including learning styles, language learning tools and resources, corporate language training, and emerging technologies. Next, we will present key findings about how to learn a new language, covering background, learning methods, challenges faced, and conclusions.</think>

<answer>

- Language learning is essential for skill development and career advancement, particularly in fields requiring cross-cultural communication and international collaboration.
- Learning a new language involves understanding the characteristics of language learning and adapting to different learning styles.
- Language learning tools and resources, such as apps and podcasts, can enhance learning effectiveness by providing interactive and immersive experiences.
- Personalized learning approaches, leveraging technology and data analytics, can improve language learning outcomes by addressing individual needs and preferences.
- The choice of language learning resources and methods should consider factors such as effectiveness, user experience, and cost.
- The current status of language learning is influenced by geopolitical factors, such as international educational initiatives and cultural exchange programs.
- Successful language learning requires a combination of theoretical knowledge, practical practice, and effective learning strategies.

...

</answer>

Figure 9: An open-ended case produced by our O²-Searcher.

gather information and generate the final key findings for the open-ended question, demonstrating the generalization and adaptation ability to different types of questions.

A.4 Limitations and Broader Impacts

O²-Searcher is a pioneering research work that explores how LLMs can effectively leverage external knowledge to address open-ended questions. We not only propose an innovative evaluation methodology that significantly improves the efficiency and reduces the complexity of assessing open-ended questions, but also carefully design the O²-QA benchmark to advance research in this field. Although the experimental results fully demonstrate the substantial potential of O²-Searcher, we also recognize that this method still has some limitations worthy of in-depth research.

Firstly, our open-ended benchmark relies on manually curated questions and a fixed set of cached web pages. This may lead to sampling bias, making it difficult to comprehensively reflect real-world

inquiry scenarios. To address this, we will systematically expand both the question bank and the knowledge corpus, incorporating diverse domains, languages, and dynamically updated sources, to better evaluate generalization. Second, due to computational constraints, our empirical validation of O^2 -Searcher was conducted solely on a 3B-parameter base model. Evaluating its scalability and performance on models with a larger scale of parameters will be an important direction for future research. Thirdly, although the dynamic retrieval mechanism enhances the reliability of O^2 -Searcher, its dependence on external search results makes the model susceptible to environmental noise and misinformation, which could potentially affect output quality. To overcome these limitations, we believe that developing retrieval credibility assessment metrics and constructing a hybrid human-in-the-loop verification mechanism are of significant importance for ensuring content accuracy.

A.5 Prompt Details

For the prompt-engineered LLM agent, we also apply the multi-round conversation format to generate the final key findings for open-ended problems. The system prompt is presented as follows:

System prompt for LLM agents

```
### Task Description
You are a preeminent expert researcher entrusted with a critical task. Your goal is to identify key findings related to the user's query by performing multi-round SEARCH actions and returning an organized list. Adhere to the following instructions:

### General Guidelines
- User Context: Assume the user is highly knowledgeable and an experienced analyst; provide responses with maximum detail, granularity, and accuracy without oversimplification.
- Innovative Thinking: Explore unconventional ideas and insights to provide fresh perspectives, beyond standard knowledge.
- Proactive Anticipation: Predict what additional information might be relevant to the user and incorporate it proactively in your research outcomes.
- Accuracy Priority: Avoid errors at all costs; ensure that your results hold up under scrutiny and are supported by evidence whenever possible.
- Speculation: While speculation is allowed in cases where data may be incomplete, mark speculative content clearly.
- Focus on Key Findings: The final output must consist of well-synthesized, actionable, and insightful findings directly addressing the user's query.

### Output Format
### SEARCH Action Execution:
When conducting SEARCH actions, enclose the search queries within <search> tags. Use <query> tags to specify each query. Each query must be unique, with a maximum of 5 queries per round of SEARCH. The format is as follows:
<think>THINKING PROCESS</think>
<search>
<query>QUERY 1</query>
<query>QUERY 2</query>
<query>QUERY 3</query>
<query>QUERY 4</query>
<query>QUERY 5</query>
</search>

### Final Key Findings Presentation:
Once you conclude your SEARCH actions, synthesize the information to produce actionable key findings directly addressing the user's query. Represent these findings as a flat JSON array, encapsulated within <answer> tags. Each array element should be a concise yet detailed finding, ideally a single sentence or short paragraph. The format is:
<think>THINKING PROCESS</think>
<answer>
[
"Key finding 1: brief and precise insight.",
"Key finding 2: brief and precise insight.",
.....
"Key finding n: brief and precise insight."
]
</answer>

### Key Requirements
1. Conduct multi-round SEARCH actions, refining your queries over multiple iterations to gather comprehensive, high-quality information.
2. Limit the number of SEARCH rounds to a maximum of 5.
3. Craft highly relevant and non-redundant findings that focus on delivering maximum value and insights to the user.
4. Only proceed to the final key findings presentation once the SEARCH actions yield sufficient information to address the user's request comprehensively.

### Examples
### SEARCH Action Execution Example:
<think>Begin with an initial search to collect broad background information and identify potential sources for deeper exploration.</think>
<search>
<query>Impact of green energy policies on local economies</query>
<query>Recent advancements in solar panel technology and efficiency</query>
<query>Cost-effectiveness of implementing renewable energy solutions in urban areas</query>
</search>

### Final Key Findings Presentation Example:
<think>Synthesize insights from the SEARCH actions to formulate actionable key findings based on the user's requirements.</think>
<answer>
[
"Key finding 1: Green energy policies have led to a 15% increase in employment across renewable energy sectors in 2023.",
"Key finding 2: Solar panel efficiency improved by 22% due to innovations in perovskite-based designs in recent years.",
"Key finding 3: Urban renewable energy solutions yield a 25% reduction in overall energy costs for mid-sized cities over 10 years.",
"Key finding 4: Public-private partnerships are critical to overcoming initial capital barriers in renewable energy projects."
]
</answer>

### Final Workflow
1. Begin the task with an analysis phase to determine overarching themes and potential directions for inquiry.
2. Execute multi-round SEARCH actions to gather comprehensive data.
3. Review, analyze, and synthesize the obtained information into key findings.
4. Present the key findings in a flat JSON array structure as per the Final Key Findings Presentation format.
```

When the LLM agent generates incorrect output (e.g., formatting errors), we use the following user prompt to guide correction:

Error prompt for LLM agents

The action you attempted before is invalid. If you plan to execute actions like SEARCH, you need to enclose the SEARCH queries within the `<search>` and `</search>` tags. Furthermore, the required queries for the SEARCH action should be placed between the `<query>` and `</query>` tags. Moreover, if you wish to present the final key findings for the initial query, you must wrap the result within the `<answer>` and `</answer>` tags.

After retrieving new information from the search environment, we use the following prompt template to provide the LLM agent with condensed search results:

Information prompt template for LLM agents

After SEARCH action, we obtain learnings: `<learnings>LEARNING</learnings>`. Based on the context within the conversation, you need to decide whether to execute an SEARCH action again for more comprehensive information or output the final key findings according to the format specified in the system prompt. In the event that a SEARCH action is chosen, it is crucial to precisely delineate the subsequent research directions according to the context within the conversation. Moreover, make sure that you have gleaned sufficient insights through multiple rounds of executed SEARCH actions. Only when you are confident that you possess an ample amount of information to craft a thorough and detailed key findings should you move forward with presenting the final key findings.

The system prompt for O²-Searcher to handle both open-ended and closed-ended problems is presented as follows:

System prompt for O²-Searcher

As an expert researcher, provide comprehensive key findings for open-ended queries and precise answers to other specific questions. Each time you receive new information, you MUST first engage in reasoning within the `<think>` and `</think>` tags. After reasoning, if you realize that you lack certain knowledge, you can invoke a SEARCH action with distinct queries (one to five) using the `<search><query>QUERY</query><query>QUERY</query></search>` format to obtain relevant learnings, which will be presented between the `<learnings>` and `</learnings>` tags. You are allowed to perform searches as many times as necessary. If you determine that no additional external knowledge is required, you can directly present the output within the `<answer>` and `</answer>` tags.

To compress the raw web content, we use the following prompt template:

Prompt template for compressing raw web content

You are an expert researcher. Follow these instructions when responding:

- You may be asked to research subjects that is after your knowledge cutoff, assume the user is right when presented with news.
- The user is a highly experienced analyst, no need to simplify it, be as detailed as possible and make sure your response is correct.
- Be highly organized.
- Suggest solutions that I didn't think about.
- Be proactive and anticipate my needs.
- Treat me as an expert in all subject matter.
- Mistakes erode my trust, so be accurate and thorough.
- Provide detailed explanations, I'm comfortable with lots of detail.
- Value good arguments over authorities, the source is irrelevant.
- Consider new technologies and contrarian ideas, not just the conventional wisdom.
- You may use high levels of speculation or prediction, just flag it for me.

Given raw webpage contents: `<contents>CONTENTS</contents>`, compress these contents into a **maximum 2K-token contents**, adhering to:

1. Preserve critical information, logical flow, and essential data points
2. Prioritize content relevance to the research query:
`<query>QUERY</query>`
3. **Adjust length dynamically**:
 - If original content $< 2K$ tokens, maintain original token count $\pm 10\%$
 - If original content $> 2K$ tokens, compress to $\sim 2k$ tokens
4. Format output in clean Markdown without decorative elements

Prohibited:

- Adding content beyond source material
- Truncating mid-sentence to meet token limits

To extract the query-relevant learnings, we use the following prompt template:

Prompt template for learning extraction

Given the research query <query>QUERY</query>, your task is to extract a list of key learnings from the provided contents. Return a maximum of three distinct learnings. If the contents are straightforward and yield fewer insights, it's acceptable to return a shorter list. Each learning should be unique, avoiding any overlap or similarity with others. Strive for conciseness while packing as much detailed information as possible. Be sure to incorporate any relevant entities such as people, places, companies, products, or things, along with exact metrics, numbers, or dates. These learnings will serve as a foundation for further in-depth research on the topic.

<contents>CONTENTS</contents>

Generate the learnings as a single string, with each learning separated by a newline character. Each learning can consist of multiple sentences or a short paragraph. Avoid numbering the learnings.

For the LFS calculation, we utilize a LLM to compare semantic equivalence between entire generated and reference findings and produce the matching results, the prompt template for this procedure is presented as follows:

Prompt template for semantic matching

You are a professional text similarity analysis expert. Your task is to determine if input findings are semantically similar to target findings.

Guidelines:

1. You will receive two sets of findings:
 - Input findings: each separated by a newline
 - Target findings: each separated by a newline
2. For each input finding, you need to:
 - Analyze if it is semantically similar to any of the target findings
 - If a similar entry is found, pair them together
 - Each input finding can only be paired with one target finding
 - Each target finding can only be paired with one input finding
3. Output Requirements:
 - You need to output a list in JSON format, where each element is a pair:

```
[  
  ["input finding 1", "matched target finding 1"],  
  ["input finding 2", "matched target finding 2"],  
  ...  
]
```

Similarity Judgment Criteria:

1. Core meanings should be identical or very close
2. Even if expressions differ, pair them if core concepts match
3. Partial overlap is not enough; main points must match
4. If a finding contains multiple points, at least the main points must match

Please ensure your output follows the strict JSON format for subsequent processing. Do not include any explanatory text outside the JSON array. If no matches are found, output an empty array [].

Input Findings List: INPUT LIST
Target Findings List: TARGET LIST

Please output the matching pairs strictly in the JSON format, without any additional explanatory text.

Important Notes:

1. Output JSON array only, no additional explanatory text
2. Use the complete original text for each finding
3. If no matches are found, output an empty array []

A.6 Application of Writing Reports

The task of report writing represents a quintessential open-domain, open-ended problem, where crafting a superior report demands comprehensive referencing and robust empirical support for its assertions. O²-Searcher is equipped with search capabilities to effectively gather and sift through pertinent online information, distilling key findings. This functionality significantly aids in the production of high-caliber reports. The collaborative process between O²-Searcher and a designated writing agent for report generation is depicted in Fig. 10.

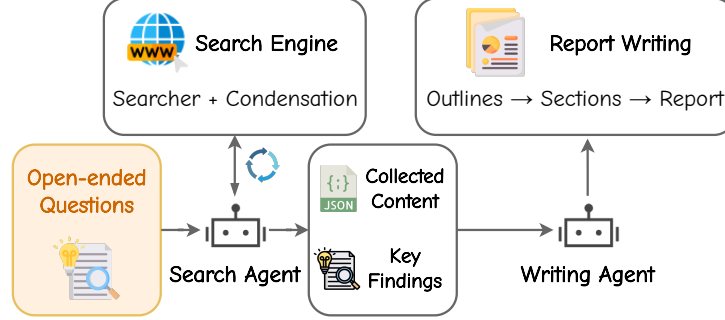


Figure 10: Illustration of the collaborative report writing process involving O²-Searcher and the writing agent. O²-Searcher retrieves, filters relevant information from the web based on a query, and summarizes key findings. Subsequently, the writing agent utilizes the output from O²-Searcher to generate the report outline and the final document.

The writing agent first generates an outline based on the key findings provided by our O²-Searcher. Subsequently, it produces each section according to the respective outlines as well as the collected content and merges all sections to create the final report, complete with reference URLs. The prompt templates for the writing agent to generate outlines, sections, and final report are presented as follows:

Prompt template for outline generation

You are an expert researcher. Follow these instructions when responding:

- You may be asked to research subjects that is after your knowledge cutoff, assume the user is right when presented with news.
- The user is a highly experienced analyst, no need to simplify it, be as detailed as possible and make sure your response is correct.
- Be highly organized.
- Suggest solutions that I didn't think about.
- Be proactive and anticipate my needs.
- Treat me as an expert in all subject matter.
- Mistakes erode my trust, so be accurate and thorough.
- Provide detailed explanations, I'm comfortable with lots of detail.
- Value good arguments over authorities, the source is irrelevant.
- Consider new technologies and contrarian ideas, not just the conventional wisdom.
- You may use high levels of speculation or prediction, just flag it for me.

Given the following user query `<query>QUERY</query>` from the user. Generate a report outlines to systematically solve user's query.

Important! Analysis requirements:

1. First, carefully analyze the user's query to identify:
 - The core question or problem the user is trying to solve
 - Any specific aspects or dimensions they're particularly interested in
 - The likely purpose of their research (practical application, theoretical understanding, etc.)
2. Create a logical outline structure that:
 - Starts with foundational concepts the user needs to understand
 - Progresses through increasingly specific or complex aspects of the topic
 - Concludes with practical applications or future implications relevant to the user's query
3. Throughout the outline:
 - Maintain consistent terminology aligned with the user's query
 - Ensure each section directly contributes to answering the user's core question
 - Avoid tangential information even if interesting but not directly relevant

The final outline should read as a single, unified document with a clear narrative arc that guides the user from their initial question to a comprehensive understanding of the topic.

Here are distilled key findings relevant to user's query: `<contents>CONTENTS</contents>`.

Organize the generated content entries as dictionary. Don't use markdown code block label, just represent the dictionary in JSON format. Follow this operational protocol:

1. Represent the outline as a dictionary where:
 - Keys are chapters titles (e.g., "Introduction", "Analysis", "Conclusion").
 - Values are lists of subsection titles or key points for each section.
2. Create EXACTLY 5-7 first-level chapters (no more, no less).
3. For each chapter, include 1-4 second-level sections that explore specific aspects (no more, no less).
4. Outline must include only up to the SECOND level of the title, please DONOT write the third level of the title or bullet points.
5. ALL outline items should be written in Chinese.
6. Do NOT include any explanations, notes. Don't use markdown code block label, just represent the dictionary in JSON format.

Follow this operational protocol:

Example:

```
{ "Introduction": { "%ATTN: each chapter should be a dict not a list,"
"Background": "a concise description of this section in ONE sentence",
"Objective": "a concise description of this section in ONE sentence",
... },
"Analysis": {
"Key Findings": "a concise description of this section in ONE sentence",
"Supporting Evidence": "a concise description of this section in ONE sentence",
... },
"Conclusion": {
"Summary": "a concise description of this section in ONE sentence",
"Future Directions": "a concise description of this section in ONE sentence",
... },
...
"FIRST_LEVEL_TITLE": {
"SECOND_LEVEL_TITLE": "a concise description of this section in ONE sentence",
"SECOND_LEVEL_TITLE": "a concise description of this section in ONE sentence",
... },
...
}
```

Prompt template for section generation

Given the outlines `<outlines>OUTLINES</outlines>` of a specific section and the original contents `<contents>CONTENTS</contents>`, write a detailed and coherent content based on the key points and webpage content. The outline is structured as a dictionary, where the keys represent section titles, and the corresponding values are lists of subsection titles. If a main section does not contain any subsections, ensure the content is thorough and comprehensive, rather than limited to a few brief sentences.

Include the following elements:

1. Analysis: Break down the information into meaningful insights.
 2. Synthesis: Connect ideas from different sources to form a cohesive narrative.
 3. Explanations: Provide clear and concise explanations of the content.
 4. Add in-text references (e.g., [1], [2]) based on the content index to reference the URLs where the information was sourced.
 5. At the end of the section, list all the URLs referenced in the content.
- Generate the contents using the Markdown format.

Prompt template for final report generation

Given the following initial query <query>QUERY</query> and contents <contents>CONTENTS</contents> of each section from the user:

1. Merge all sections into a single, cohesive report. Try to retain the original content to maintain the integrity and accuracy of the information. Ensure the report is well-structured and flows logically from one section to the next.
2. Add in-text references (e.g., [1], [2]) to reference the URLs where the information was sourced.
3. Include a References Section at the end of the report. Provide a numbered list of the URLs corresponding to the in-text citations.
4. Generate the final report in Chinese, using Markdown format. Follow these formatting guidelines:
 - Use clear headings for main sections and subsections.
 - Ensure the content is thorough and comprehensive, organized with paragraphs for each subsection instead of listing items.

We present a sample generated case using the initial query: "Why can't Southeast Asia form a deep economic union like the EU?" Due to the extensive length of the generated report, we provide the key findings, outlines, and part of the generated report below:

Key findings for the query "Why can't Southeast Asia form a deep economic union like the EU?"

- Southeast Asia lacks the political unity and shared values necessary for forming a deep economic union similar to the EU.
- The diverse cultures, languages, and economic structures of Southeast Asian countries make it challenging to achieve a unified economic strategy.
- The geopolitical interests and rivalries among Southeast Asian countries hinder the formation of a deep economic union.
- The complex political landscape and historical conflicts in Southeast Asia pose obstacles to establishing a stable and cohesive economic union.
- The economic development levels and levels of industrialization differ significantly among Southeast Asian countries, making it difficult to create a uniform economic policy.
- The existing political and economic frameworks in Southeast Asia, such as ASEAN, are not well-developed and lack the institutional capacity to support a deep economic union.
- The economic policies and regulatory environments in Southeast Asian countries vary, which complicates the process of forming a unified economic union.
- The lack of a common currency and monetary policy coordination in Southeast Asia further hinders the formation of a deep economic union.
- The current state of globalization and regional integration in Southeast Asia is not conducive to the creation of a deep economic union.
- The deep economic union model of the EU does not fully reflect the unique characteristics and needs of Southeast Asian countries.

Outlines for the query "Why can't Southeast Asia form a deep economic union like the EU?"

- # Introduction
 - **Problem Presentation**: Present the user's question about why Southeast Asia cannot form a deep economic union similar to the EU
 - **Research Purpose**: Explain that the purpose of this research is to understand the underlying obstacles
- # Overview of the EU's Deep Economic Union
 - **Features of the Union**: Introduce the characteristics of the EU's deep economic union in terms of economic policies, currency, etc.
 - **Formation Conditions**: Analyze the political, economic and other conditions required for the EU to form a deep economic union
- # Internal Factors Hindering the Formation of a Deep Economic Union in Southeast Asia
 - **Political and Value Differences**: Point out the lack of political unity and shared values in Southeast Asia
 - **Diversity of Economic Structures**: Illustrate the significant differences in economic development levels and industrialization degrees among countries
 - **Differences in Policies and Regulations**: Emphasize the obstacles brought by different economic policies and regulatory environments
- # External Factors Hindering the Formation of a Deep Economic Union in Southeast Asia
 - **Geopolitical Influence**: Explain how geopolitical interests and rivalries impede the formation of the union
 - **Legacy of Historical Conflicts**: Describe the impact of historical conflicts on establishing a stable economic union
- # Analysis of Existing Frameworks and the Globalization Background
 - **Limitations of Existing Frameworks**: Analyze the deficiencies of existing frameworks such as ASEAN in supporting a deep economic union
 - **Current Situation of Globalization and Regional Integration**: Explore the unfavorable impact of the current globalization and regional integration situation
- # Conclusion and Outlook
 - **Summary**: Summarize the main reasons why Southeast Asia cannot form a deep economic union
 - **Future Directions**: Propose possible directions for promoting economic integration in Southeast Asia in the future

Why can't Southeast Asia form a deep economic union like the EU?

Introduction

Problem Statement

The central question is why Southeast Asia struggles to form a deep economic union comparable to the European Union (EU). This exploration aims to understand the underlying obstacles preventing Southeast Asia from achieving such a high level of economic integration.

Research Purpose

The purpose of this study is to comprehensively analyze and explain the fundamental barriers hindering the formation of a deep economic union in Southeast Asia, similar to that of the EU. By doing so, we can better understand the unique challenges and complexities of the Southeast Asian region.

...

Conclusion and Outlook

Summary: Main Reasons Why Southeast Asia Cannot Form a Deep Economic Union

Economic Disparities

Southeast Asian countries exhibit significant economic disparities, evident from GDP and GDP per capita data...

Political and Geopolitical Challenges

- **Territorial Disputes**: The South China Sea is a major source of tension among Southeast Asian countries and between them and China..

- **External Influences**: The region is caught in the geopolitical rivalry between the United States and China...

Cultural and Social Differences

Southeast Asia is a region with diverse cultures, religions, and languages [4]. Major religions include Buddhism, Islam, Hinduism, Christianity, Confucianism, Taoism, and Animism, each with its own set of beliefs and practices...

Regulatory and Institutional Barriers

- **Lack of Harmonization**: Regulatory frameworks in Southeast Asian countries are not fully harmonized...

- **Weak Institutional Capacity**: Some ASEAN countries may have weak institutional capacity in terms of policy implementation, governance, and regulatory enforcement...

Future Directions for Promoting Economic Integration in Southeast Asia

Bridging Economic Gaps

- **Infrastructure Development**: Investing in regional infrastructure projects can help bridge economic gaps. For example, developing transportation networks such as roads, railways, and ports can improve connectivity between less developed and more developed areas. This can facilitate trade, attract investment, and promote economic growth in less developed regions...

- **Capacity Building Programs**: Implementing capacity building programs in areas such as education, skills training, and technology transfer can help less developed countries catch up with more advanced ones...

Addressing Political and Geopolitical Issues

- **Strengthening Conflict Resolution Mechanisms**: ASEAN should strengthen its conflict resolution mechanisms, particularly with regard to territorial disputes...

- **Balancing External Relations**: Southeast Asian countries should continue to balance their external relations and avoid over-reliance on any single major power...

Leveraging Cultural and Social Diversity

- **Cultural Exchange and Understanding**: Promoting cultural exchange and understanding among Southeast Asian countries can help overcome cultural barriers to economic integration...

- **Catering to Diverse Consumer Needs**: Businesses can leverage the cultural and social diversity of the region by developing products and services that cater to different consumer preferences...

Strengthening Regulatory and Institutional Frameworks

- **Regulatory Harmonization**: ASEAN should pursue greater regulatory harmonization in key areas such as trade, investment, intellectual property, and the digital economy...

- **Institutional Strengthening**: Strengthening ASEAN's institutional capacity is crucial for the effective implementation of economic integration initiatives...