

AGENTIF: Benchmarking Instruction Following of Large Language Models in Agentic Scenarios

Yunjia Qi^{1*}, Hao Peng^{1*}, Xiaozhi Wang¹, Amy Xin¹, Youfeng Liu²,
Bin Xu¹, Lei Hou¹, Juanzi Li¹

¹Tsinghua University ²Zhipu AI

{qyj23, peng-h24}@mails.tsinghua.edu.cn

Abstract

Large Language Models (LLMs) have demonstrated advanced capabilities in real-world agentic applications. Growing research efforts aim to develop LLM-based agents to address practical demands, introducing a new challenge: agentic scenarios often involve lengthy instructions with complex constraints, such as extended system prompts and detailed tool specifications. While adherence to such instructions is crucial for agentic applications, whether LLMs can reliably follow them remains underexplored. In this paper, we introduce AGENTIF, the first benchmark for systematically evaluating LLM instruction following ability in agentic scenarios. AGENTIF features three key characteristics: (1) Realistic, constructed from 50 real-world agentic applications. (2) Long, averaging 1,723 words with a maximum of 15,630 words. (3) Complex, averaging 11.9 constraints per instruction, covering diverse constraint types, such as tool specifications and condition constraints. To construct AGENTIF, we collect 707 human-annotated instructions across 50 agentic tasks from industrial application agents and open-source agentic systems. For each instruction, we annotate the associated constraints and corresponding evaluation metrics, including code-based evaluation, LLM-based evaluation, and hybrid code-LLM evaluation. We use AGENTIF to systematically evaluate existing advanced LLMs. We observe that current models generally perform poorly, especially in handling complex constraint structures and tool specifications. We further conduct error analysis and analytical experiments on instruction length and meta constraints, providing some findings about the failure modes of existing LLMs. We have released the code² and data³ to facilitate future research.

1 Introduction

Large language models (LLMs) have demonstrated strong capabilities in real-world agentic applications [19]. Growing studies focus on developing LLM-based agents to address practical demands, such as Web Agents [7, 8], Education Agents [4], GUI Agents [31, 32], and PPT Agents [34]. While these agentic scenarios expand the application scope of LLMs, they also pose a new challenge: agentic tasks usually involve long and complex instructions, such as extended system prompts and detailed tool specifications. Correctly following such instructions is a prerequisite for solving these tasks and reflects a fundamental capability of LLMs.

However, whether LLMs can effectively follow instructions in real-world agentic scenarios remains underexplored. Previous work on benchmarking instruction following of LLMs has mainly focused on

*Equal contribution.

²<https://github.com/THU-KEG/AgentIF>

³<https://huggingface.co/datasets/THU-KEG/AgentIF>

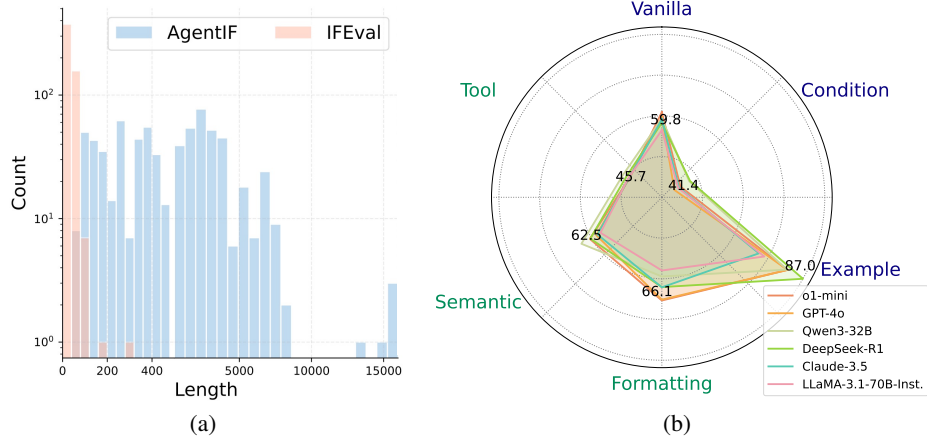


Figure 1: **(a)** The length distribution of instructions across AGENTIF (log-scale). **(b)** Success rates of several representative LLMs on different constraint dimensions (detailed descriptions are in § 3.2).

relatively short instructions, which are usually synthetically generated. For example, the widely used benchmark IFEval [36] is synthetically constructed with various constraint types, such as formatting, and has an average instruction length of only 45 words. Subsequent studies have expanded the instruction scope to include more constraint types [14, 23, 33, 29], system prompts [22], multi-turn conversations [10], and action constraints [16]. Nonetheless, the instructions in these benchmarks are typically short and usually synthetically generated, resulting in a gap from real-world agentic applications. Figure 2 illustrates an instruction from a real-world agentic scenario. We can observe that the instruction is long with complex structures and constraint types, such as condition constraints, example constraints, and tool specifications, posing novel and significant challenges for LLMs. As existing instruction-following benchmarks typically lack coverage of such agentic instructions, it is necessary to systematically evaluate LLMs’ ability to handle them.

Considering the above concerns, we propose AGENTIF, the first benchmark to evaluate instruction following of LLMs in real-world agentic scenarios. Specifically, we first collect 50 agentic tasks from industrial applications and open-source agentic systems. For each task, we manually annotate around 20 user queries, each combined with the corresponding agentic system prompt to form an instruction. We then extract all the constraints from each instruction and investigate their types. As illustrated in Figure 2, we classify the constraints into three main types: (1) formatting constraints, which specify the structure or presentation of the output; (2) semantic constraints, which require semantic understanding to check, e.g., language style; (3) tool constraints, which involve adherence to tool specifications, e.g., the parameter format of a function. We also classify the representation types of these constraints into three types: (1) vanilla, which means the constraints is described directly in plain text; (2) condition, where constraints are triggered under certain conditions, e.g., “if the output exceeds 100 words, include the keyword *paper*”; (3) example, which is similar to in-context learning [3], where the model is expected to follow the structure shown in examples. Finally, AGENTIF includes 707 high-quality manually annotated instructions, with each instruction containing an average of 11.9 constraints. These real-world agentic instructions, with extended length (Figure 1(a)) and complex constraints, present significant challenges to existing LLMs. For the evaluation on AGENTIF, we annotate the evaluation method for each constraint, consisting of three paradigms: (1) code verification, which examines constraint satisfaction through Python code; (2) LLM verification, which assesses constraint satisfaction using large language models; (3) hybrid verification, which uses a combination of code and LLM verification. For example, when evaluating the constraint “The abstract should be no less than 100 words”, the method first uses an LLM to extract the abstract section, followed by code verification to assess word count compliance.

We conduct comprehensive experiments to evaluate current advanced LLMs on AGENTIF. Specifically, we evaluate several representative thinking LLMs, non-thinking LLMs, and LLMs optimized for instruction-following. As shown in Figure 1(b), all LLMs perform poorly and even the best-performing model only follows fewer than 30% of the instructions perfectly. We further conduct error

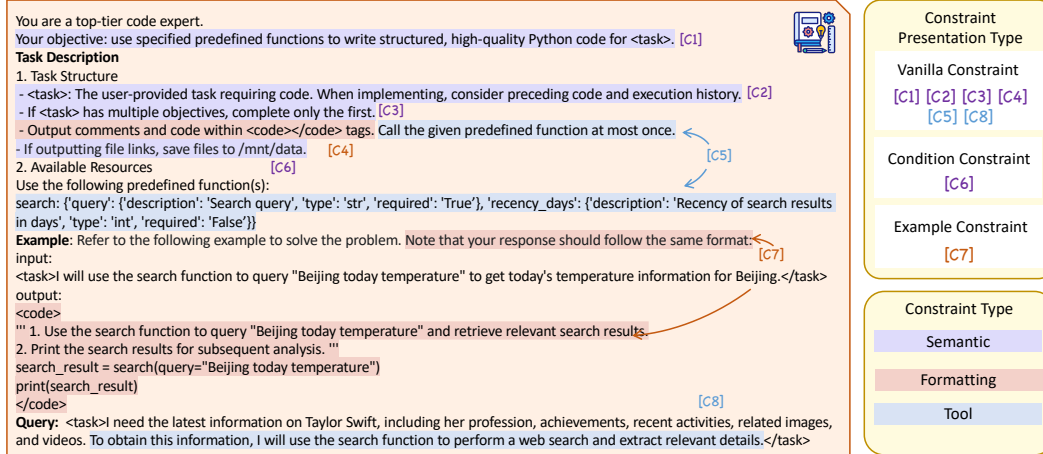


Figure 2: An example instruction of AGENTIF.

analysis and find that the most challenging condition and tool constraints introduce new challenges. We also find the performance declines as instruction length increases in AGENTIF. Additionally, we identify a novel category of constraints, meta constraints, which reflects underlying prioritization issues. In conclusion, advanced LLMs still struggle to follow real-world agentic instructions.

2 Related Work

Instruction following is a fundamental capability of LLMs, referring to following user instructions, including task completion and adherence to user requirements. The most widely used instruction-following benchmark is IFEval [37], which is the first to formalize the task as multi-constraint compliance, such as requirements on output length and format. For example, an instruction in IFEval “Write a long email, with at least 500 words. The email must include the keywords ‘correlated’ and ‘experiencing’” includes constraints on output length, required keywords, which can be efficiently and accurately verified using Python code. Subsequent work has expanded instruction scope in several directions: (1) More constraint types [14, 23, 33, 29], which include constraints requiring semantic understanding (e.g., style) and adopt LLMs for evaluation. (2) Multilingual [33, 9, 10]. (3) Multi-turn [10, 9], which assesses instruction following in multi-turn dialogues, such as requiring the model to revise its response in the last round. (4) Code [30], which evaluates instruction-following capability in code generation. Notably, there are also two studies closely related to agentic scenarios. SysBench [22] evaluates compliance with system prompts, which are mined from realistic user logs. However, these prompts are typically short and lack tool usage, still leaving a gap from realistic agentic scenarios. AgentOrca [16] assesses adherence to operational constraints and routines of LLMs. They primarily focus on compliance with function invocation and do not involve the complex system prompts or constraint types typical of real-world agents. In conclusion, existing instruction-following benchmarks overlook the evaluation of instruction compliance in realistic agentic scenarios.

In realistic agentic scenarios, as shown in Figure 2, instructions are typically long with complex constraint types, structures, and tool specifications. As LLM-based agents are increasingly deployed across various domains [7, 8, 4, 31, 32, 34], accurate adherence to agentic instructions becomes essential. To address this need, we introduce AGENTIF, the first instruction-following benchmark for agentic scenarios. AGENTIF comprises data from real-world industrial applications and open-source agentic workflows, with comprehensive human annotations. Each instruction in AGENTIF contains 1,700 tokens and 14 constraints on average, which presents significant challenges to current LLMs.

3 AGENTIF

This section presents a detailed introduction to AGENTIF, including 4 parts: the constraint taxonomy (§ 3.1), the dataset construction process (§ 3.2), the statistics of AGENTIF (§ 3.3), and the evaluation protocol (§ 3.4). Figure 3 illustrates the dataset construction and evaluation workflow of AGENTIF.

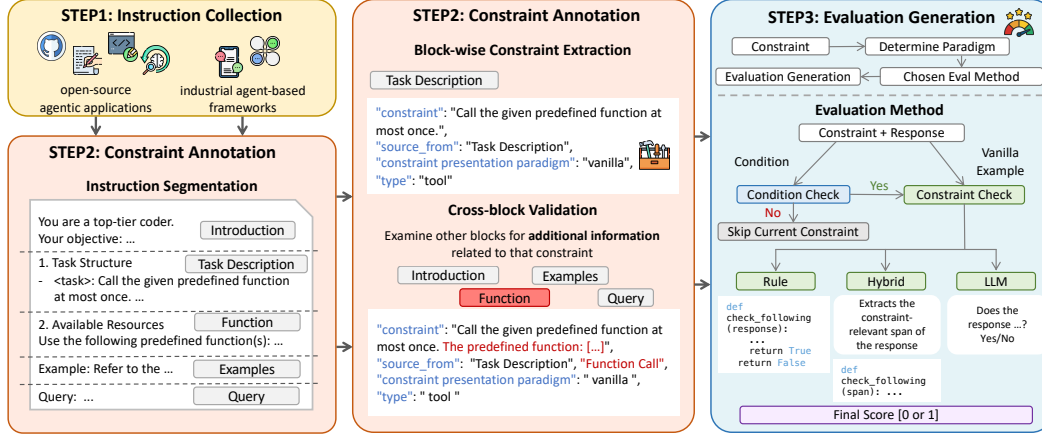


Figure 3: The data construction process and evaluation workflow of AGENTIF. The detailed descriptions of different constraint types are presented in § 3.1.

3.1 Constraint Taxonomy

To comprehensively evaluate LLMs’ ability to follow complex instructions in agentic settings, we investigate about 100 instructions from real-world scenarios and construct a constraint taxonomy, which classify constraints along two dimensions: constraint type, such as whether the constraint requires semantic understanding for verification, and constraint representation type, such as whether constraint is conditionally triggered. More details and examples are provided in Appendix C.

Constraint Type The constraint type refers to the specific evaluation aspect, such as format or style. Following prior work [14, 29], we categorize constraints into two commonly used types and introduce a new type, that is tool constraints, specific to agentic scenarios. **Formatting constraints** specify the structure or presentation of the output. These include requirements about syntax (e.g., JSON or Markdown), layout (e.g., bullet points, tables, or paragraph length), symbol conventions (e.g., using backticks for filenames), and step-by-step formatting (e.g., explaining a principle in three steps). **Semantic constraints** focus on the semantic meaning and informativeness of the content, including requirements for depth, completeness (e.g., inclusion of keywords or references), and adherence to a specific style or tone. **Tool constraints** are newly introduced specifically for agentic scenarios, requiring the model to invoke tools according to given specifications, such as adhering to the correct parameter types, avoiding internet access, or restricting tool usage to a predefined set of functions.

Constraint Presentation Type The constraint presentation type refers to how constraints are presented in text. We categorize this into three forms. **Vanilla constraints** are described explicitly in plain text (e.g., include the keyword *paper*). **Conditional constraints** are triggered only under specific conditions, which may be derived from the input (e.g., responding only if certain keywords appear) or from the model’s own output behavior (e.g., applying markdown rules only when markdown is used). **Example constraints** are not explicitly stated but implied through few-shot examples, like in-context learning [3], requiring the model to infer and follow constraints from given output examples, which requires analogical reasoning and inductive capabilities.

3.2 Dataset Construction

As shown in Figure 3, AGENTIF is constructed through a semi-automated pipeline consisting of three main steps: agentic instruction collection, constraint extraction, constraint evaluation design. More details of the data construction process and human annotation are shown in appendix D.

Instruction Collection We focus on real-world agentic instructions, constructing our dataset from two sources: open-source agentic applications and industrial agent-based frameworks. We collect instructions based on two key principles: (1) **Realistic**: Each instruction should reflect practical, real-world agentic tasks. (2) **Complex**: Instructions should involve complex constraints, structures,

Benchmark	#Inst.	Len.	#Cons.	Data Resource	Constraint Type			Evaluation Method	
					Tool	Conditional	Example	Code-based	LLM-based
IFEval [37]	541	36	1.5	Synthetic	✗	✗	✗	✓	✗
FollowBench [14]	820	253	3.0	Synthetic	✗	✗	✓	✓	✓
InfoBench [23]	500	38	4.5	Synthetic	✗	✗	✗	✗	✓
SysBench [22]	500	521	2.4	Realistic	✗	✗	✗	✗	✓
ComplexBench [29]	1,150	448	4.2	Synthetic	✗	✓	✗	✓	✓
AgentOrca [16]	663	1,144	-	Synthetic	✓	✓	✗	✓	✗
Multi-IF [10]	4,501	48	7.1	Synthetic	✗	✗	✗	✓	✗
AGENTIF (ours)	707	1,723	11.9	Realistic	✓	✓	✓	✓	✓

Table 1: The statistics of AGENTIF and previous instruction-following benchmarks. The statistics include dataset size (#Inst.), average instruction length (#Len.), average number of constraints per instruction (#Cons.), data resource, constraint types, and supported evaluation methods.

and tool specifications that pose significant challenges for LLMs. Specifically, we first collect 40 agents from GitHub⁴, including well-known agentic applications such as Cursor and Manus, along with 10 agents from industrial agentic workflows, which supports around 200 daily active users, handles approximately 300 requests per day, and has delivered a total of 120,000 services. The 50 collected agents include only system prompt, which contain task specifications, goals, and tool descriptions, without any user queries, ensuring no risk of user data leakage. Next, we use GPT-4o to generate about 20 user queries for each agent based on their system prompts. We then apply heuristic rules and similarity-based filtering to remove redundant queries. Finally, we employ human annotators to rewrite each generated query, ensuring consistency with real user cases. As a result, we obtain 707 high-quality instructions with an average length of 1,723 words.

Constraint Annotation As shown in Figure 3, we first use an LLM to automatically extract constraints from the instructions. As the original instructions are long with complex structure, directly extracting constraints poses a challenge for LLMs. To address this, we design a **block-wise** annotation method. Specifically, we segment each instruction into self-contained semantic blocks (e.g., task description, tool configuration, output specification), ensuring that the content is not truncated. We then use GPT-4o to extract relevant constraints from each block. Some constraints may span multiple blocks, for example in Figure 3, the complete tool specifications are distributed across multiple blocks. Therefore, we perform cross-block validation to add this information to ensure the completeness of each constraint. Finally, we employ human annotators to validate each constraint to verify its completeness and consistency with the original instruction. As a result, we obtain 8,415 high-quality constraints in total, with an average of 11.9 constraints per instruction.

Evaluation Generation Finally, we annotate each constraint with its corresponding evaluation method. Following prior work [14, 23, 29], we adopt a hybrid evaluation framework that combines LLM-based and code-based evaluation. We adopt different evaluation methods for different types of constraints as described in § 3.1. Specifically, as shown in Figure 3, we define three evaluation modes based on constraint types: (1) **Code evaluation**, which is used for constraints that can be verified through simple and deterministic Python code (e.g., keyword presence, formatting patterns). (2) **LLM evaluation**, which is applied to open-ended or subjective constraints requiring semantic understanding. In these cases, we adopt an LLM for evaluation. (3) **Hybrid evaluation**, which is used for more complex cases, where the LLM first identifies relevant segments in the response (e.g., extracting JSON for tool calls), followed by code-based validation. Notably, for conditional constraints, we annotate the evaluation process to first check whether the condition is met before performing constraint evaluation. We use GPT-4o to determine the evaluation method for each constraint and to generate the corresponding evaluation script. We then manually review all annotations to ensure the correctness of the generated evaluation methods and revise them as needed.

3.3 Data Statistics

The statistics of AGENTIF and other related benchmarks are summarized in Table 1. Compared to existing instruction-following benchmarks, AGENTIF features three key characteristics: (1) **Realistic**.

⁴<https://github.com/xlxlol/system-prompts-and-models-of-ai-tools>
<https://github.com/Shubhamsaboo/awesome-llm-apps>

Models	Dimension			Type			ISR	CSR
	Vanilla	Condition	Example	Formatting	Semantic	Tool		
[T] o1-mini	59.8	37.5	80.8	66.1	59.1	43.2	26.9	59.8
[N] GPT-4o	58.0	35.1	80.8	65.8	56.5	43.2	26.4	58.5
[N] Qwen3-32B	57.5	41.1	80.6	57.7	62.5	45.7	24.9	58.4
[T] QwQ-32B	57.5	35.6	82.7	61.4	59.4	43.2	27.2	58.1
[T] DeepSeek-R1	56.1	41.4	87.0	61.4	58.9	44.4	22.2	57.9
[T] GLM-Z1-32B	56.7	37.9	83.6	60.2	59.6	43.1	23.8	57.8
[N] DeepSeek-V3	54.9	41.5	84.5	59.3	58.9	40.8	21.9	56.7
[N] Claude-3.5-Sonnet	57.3	36.9	69.2	61.5	56.0	43.3	24.9	56.6
[N] Meta-Llama-3.1-70B-Instruct	55.1	35.0	84.3	61.6	55.6	42.8	20.9	56.3
[T] DeepSeek-R1-Distill-Qwen-32B	54.5	39.6	73.1	55.7	57.2	45.2	20.7	55.1
[T] DeepSeek-R1-Distill-Llama-70B	55.4	37.7	69.2	56.5	56.6	44.1	19.9	55.0
[N] Meta-Llama-3.1-8B-Instruct	53.5	36.6	71.4	55.6	54.8	43.5	19.9	53.6
[S] Crab-DPO-7B	48.3	24.3	57.5	48.8	47.4	41.9	10.1	47.2
[N] Mistral-7B-Instruct-v0.3	47.9	29.2	53.8	47.0	48.6	39.8	11.5	46.8
[S] Conifer-DPO-7B	45.6	27.0	50.5	42.0	46.9	41.8	10.7	44.3

Table 2: Success rates (%) of various proprietary and open-source LLMs on AGENTIF, sorted by CSR in descending order. [N] denotes non-thinking models, [T] denotes thinking models, and [S] denotes models explicitly designed for instruction following by the academic community. As described in § 3.4, CSR indicates the proportion of correctly followed individual constraints, and ISR presents the proportion of instructions in which all constraints are satisfied.

AGENTIF is derived from real-world agentic scenarios which reflects real use cases. (2) **Long**. Instructions in AGENTIF are significantly longer than those in prior benchmarks, with an average length of 1,723 words. We also illustrate the length distribution of AGENTIF in Figure 1(a). We can observe that a substantial portion of instructions even exceeds 3,000 words, posing a significant challenge for existing LLMs. (3) **Complex**. Each instruction contains an average of 11.9 constraints, with a good coverage of various constraint types such as tool, condition, and example constraints.

3.4 Evaluation Protocol

Figure 3 illustrates our evaluation methodology. The process first determines whether each constraint requires verification. Condition constraints that are not triggered are excluded from verification. We then adopt the annotated corresponding evaluation method. For LLM-based and hybrid evaluations, we employ gpt-4o-2024-11-20. For evaluation metrics, following prior work [22, 37], AGENTIF adopts two metrics for evaluation: constraint success rate (**CSR**) and instruction success rate (**ISR**). CSR measures the proportion of individual constraints that are correctly satisfied by the model’s response. For a given instruction i , C_i is the number of constraints associated with it, and $c_{i,j}$ indicates whether the j -th constraint in instruction i is satisfied. ISR measures the proportion of instructions for which all constraints are satisfied. Supposing N is the number of instruction:

$$\text{CSR} = \frac{\sum_{i=1}^N \sum_{j=1}^{C_i} \mathbb{1}[c_{i,j} = \text{satisfied}]}{\sum_{i=1}^N C_i}; \quad \text{ISR} = \frac{\sum_{i=1}^N \mathbb{1}\left[\bigwedge_{j=1}^{C_i} (c_{i,j} = \text{satisfied})\right]}{N}$$

4 Experiments

In this section, we introduce the experiments and empirical analyses on AGENTIF, including experimental setup (§ 4.1), main results on AGENTIF (§ 4.2), error analysis (§ 4.3), analysis on instruction length (§ 4.4) and meta constraints (§ 4.5).

4.1 Experimental Setup

We evaluate various advanced LLMs on AGENTIF, including non-thinking models: GPT-4o [11], DeepSeek-V3 [17], Claude 3.5 Sonnet [1], LLaMA 3.1 Series [5], Qwen3 [26], and Mistral [13]; thinking models: o1-mini [12], QwQ 32B [25], GLM-Z1 32B [27], DeepSeek-R1 [6], and DeepSeek-R1 distilled models [6]; and academic models developed specifically for instruction following, including Crab [21] and Conifer [24]. For all models, we set the sampling temperature to 0. For reasoning models, we remove intermediate reasoning tokens and evaluate only the final response.

4.2 Main Results

All experimental results are shown in Table 2. We can observe that:

(1) All models demonstrate suboptimal performance. Even the best-performing model, o1-mini, achieves only a CSR of 59.8. ISR results are even lower, with the highest reaching just 27.2. Compared to their performance on the commonly used benchmark IFEval [37], all models exhibit a dramatic drop, for example, GPT-4o drops from 87.0 to 58.5. This indicates that existing models are still far from perfectly following constraints in agentic scenarios. AGENTIF poses a significant challenge to existing LLMs, highlighting the need for further research in instruction following under real-world agentic scenarios. As instruction following is a prerequisite ability for building reliable LLM-based agents, we argue that prior to developing agents, it is crucial to evaluate the fundamental instruction-following abilities of LLMs to inform effective prompt and workflow design.

(2) For specific constraint types, models perform much lower on the condition and tool constraints. Compared to vanilla constraints, condition constraints require an additional step to determine whether the constraint should be triggered. Thus, the low success rate on condition constraints may be that the model struggle in correctly determining whether the condition is triggered. As condition-based constraints account for approximately 42.6% of real-world applications and are usually overlooked in existing instruction-following research [21, 24], we advocate for increased efforts to handle conditional instructions. For tool constraints, failures may stem from issues such as missing required parameters or failing to invoke the specified tools. Detailed error analysis is provided in § 4.3. The primary reason may be that the models fails in handling specification-heavy tasks [20, 2] and tool usage typically involves complex specifications. As tool usage is necessary in agentic applications, we call for more attention to tool specification adherence to enable more reliable agent behavior. For example constraints, models perform relatively better. It suggests that they can effectively infer and meet requirements when provided with in-context examples, indicating that providing concrete examples in prompt design can facilitate better understanding and imitation of desired behaviors.

(3) Across different models, we find that thinking models generally perform better, suggesting that complex instruction following also requires reasoning capabilities and that test-time scaling also benefits. In contrast, models specifically trained for instruction following by the academic community perform worse. This may be due to their primary focus on constructing SFT datasets for training base models [21, 24]. Given that industry models, such as Llama 3, already demonstrate strong performance due to using large-scale SFT data, we encourage the academic community to explore more advanced approaches, such as reinforcement learning [15], which has recently proven effective for enhancing model capabilities [6] but remains under-explored in instruction following.

In conclusion, AGENTIF poses significant challenges for existing models, particularly on constraints commonly used in agentic applications, such as tool constraints. We call for increased research efforts to improve instruction following in agentic scenarios.

4.3 Error Analysis

As shown in Figure 2, LLMs perform particularly poorly on two types of common constraints in agentic scenarios: condition and tool constraints. Therefore, we conduct a detailed error analysis on these cases. Specifically, we analyze the errors of the four representative LLMs, including o1-mini, GPT-4o, QwQ-32B, and DeepSeek-R1, and manually investigate their error types.

Analysis on Condition Constraint We identify two main types of failure in following condition constraints: (1) incorrect condition checking, where the LLM fails to determine whether a condition is triggered; and (2) instruction following failure, where the LLM fails to follow the constraint even when the condition is triggered. We conduct a controlled experiment to assess the relative proportion of the two causes. Specifically, we select all the failed conditional constraints from each investigated model, remove their conditional components, and then convert them into vanilla constraints that must be met while keeping all other elements unchanged. If the model then succeeds, it indicates an error in condition checking; if it still fails, it suggests a general failure to follow the constraint. The results are shown in Figure 4(a). We can observe that a substantial portion (above 30%) of errors are due to incorrect condition checks, suggesting that condition constraints introduce new challenges in determining whether a constraint is triggered. Since existing work on instruction following usually overlooks such conditional constraints, we advocate constructing targeted post-training data.

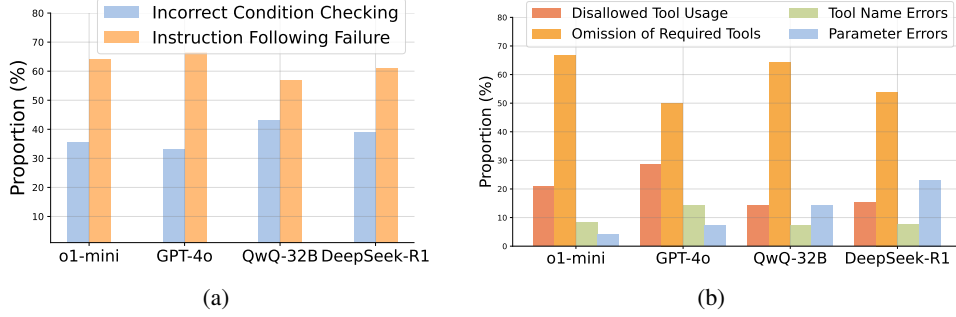


Figure 4: Error proportions (%) on condition and tool constraints. **Figure (a)** shows the errors in handling condition constraints, including condition check failure, where the model fails to recognize the condition, and constraint following failure. **Figure (b)** shows the errors from tool constraints, including disallowed tool usage (utilizing explicitly prohibited tools), omission of required tools (failing to employ required tools), tool name errors (invoking non-existent or incorrect tools), and parameter errors (applying incorrect or illegal arguments).

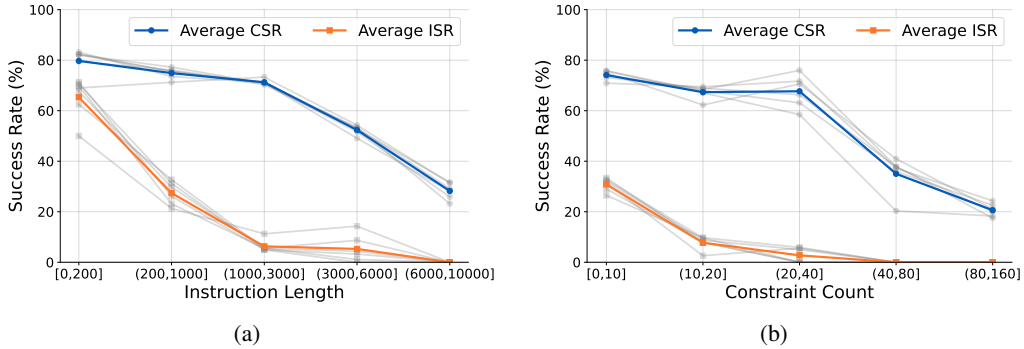


Figure 5: Success rates on instructions with varying length or constraint counts. Gray lines show results of the top 6 models in Figure 2, and the colored lines present their average.

Analysis on Tool Constraint We conduct error analysis on tool constraint violations. Specifically, we sample 50 tool usage errors from each investigated model and identify four primary error categories: disallowed tool usage, omission of required tools, tool name errors, and parameter errors. The error proportions are shown in Figure 4(b). We observe that disallowed tool usage and omission of required tools constitute the primary errors, suggesting that tool invocation decision-making remains challenging for models. A portion of errors also stems from non-compliance with tool usage specifications, exhibited as incorrect tool names or parameters. Notably, we observe an interesting phenomenon: thinking models more frequently neglect required tools. The reason may be that the thinking models may tend to rely more on their internal knowledge. We encourage the research community to conduct further investigations into these specific underlying causative mechanisms.

4.4 Analysis of Instruction Length and Constraint Quantity

While prior work has shown that long texts pose significant challenges for LLMs, most studies have focused on long textual contexts within the query [2], such as long document question answering. Little work investigates the challenges arising from long instructions, which may be due to the lack of evaluation data with lengthy instructions. AGENTIF provides such an evaluation platform, with instructions averaging 1,723 words and containing about 11.9 constraints each. We analyze model performance on instructions of varying lengths and constraint counts in AGENTIF. We bucket the data by instruction length or number of constraints, then compute the success rates within each bucket. The results are shown in Figure 5. We observe that model performance generally declines with increasing instruction length or constraint count, indicating that longer instructions or those with

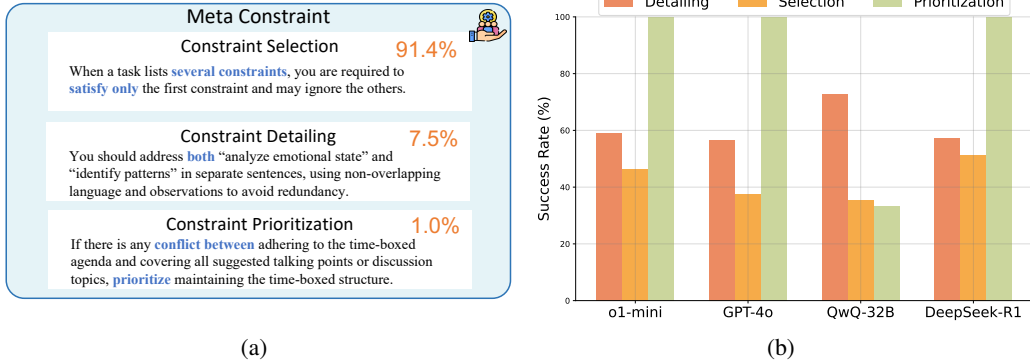


Figure 6: **Figure (a)** illustrates three types of meta constraints and examples. Most meta constraints fall within the Constraint Selection category, which requires models to follow one specific constraint. **Figure (b)** presents the success rates of different investigated models on each meta constraint type.

more constraints are inherently more difficult, which is consistent with the intuition. Notably, when instruction length exceeds 6,000 words, the ISR scores of all models are nearly 0. This indicates that overly long instructions are rarely followed perfectly and should be avoided in practice. Instead, one can explore decomposing tasks into several sub-tasks with several shorter instructions to alleviate instruction following failures [35]. We call for more research efforts to enhance models’ ability to follow long instructions. As discussed in [20], the primary reason LLMs fail on specification-heavy instructions is the in-context learning limitation. A promising direction is collecting post-training data with long instructions, which remains underexplored due to the scarcity of such data. One potential source is manuals⁵, such as camera manuals, which can serve as long instructions and be used to automatically construct question-answer pairs for post-training. We leave this for future work.

4.5 Analysis of Meta Constraints

We observe a prevalent type of constraint in AGENTIF, which we refer to as **meta constraints**. Unlike regular constraints that apply directly to the model’s response, meta constraints govern other constraints. We find approximately 25% of instructions in AGENTIF include meta constraints. As shown in Figure 6(a), we categorize them into three types: (1) constraint selection, where the meta constraint requires the model to follow only a specific constraint; (2) constraint detailing, where it adds further requirements to an existing constraint; and (3) constraint prioritization, where it defines the relative priority among multiple constraints. Figure 6(b) illustrates the success rates of different meta constraints. We can observe that the models generally perform the worst on constraint selection. One possible reason is that the meta constraint may conflict with the original constraints, which confuses LLMs. Future work may explore giving meta constraints higher priority to improve compliance [28], while carefully mitigating potential safety risks such as prompt injection attacks [18].

5 Conclusion

In this paper, we present AGENTIF, the first instruction-following benchmark for agentic scenarios. AGENTIF comprises 707 instructions across 50 real-world agentic applications. Each instruction has an average length of 1,717 tokens and includes approximately 11.9 constraints, covering a diverse range such as condition and tool constraints. We evaluate various representative and advanced LLMs on AGENTIF and find that current models generally perform poorly, and the best model perfectly follows fewer than 30% of the instructions, which suggests that AGENTIF poses a significant challenge. We further conduct analytical experiments to investigate the failure modes. We find that condition and tool constraints introduce new challenges. We also observe performance degradation as instruction length increases, which aligns with the intuition that longer instructions are more difficult. We encourage more research efforts to enhance instruction-following capabilities in agentic scenarios.

⁵<https://manymanuals.com/>

References

- [1] Anthropic. Introducing claude 3.5 sonnet, October 2024. Accessed: 2025-05-15.
- [2] Yushi Bai, Shangqing Tu, Jiajie Zhang, Hao Peng, Xiaozhi Wang, Xin Lv, Shulin Cao, Jiazheng Xu, Lei Hou, Yuxiao Dong, et al. Longbench v2: Towards deeper understanding and reasoning on realistic long-context multitasks. *arXiv preprint arXiv:2412.15204*, 2024.
- [3] Tom Brown, Benjamin Mann, Nick Ryder, Melanie Subbiah, Jared D Kaplan, Prafulla Dhariwal, Arvind Neelakantan, Pranav Shyam, Girish Sastry, Amanda Askell, et al. Language models are few-shot learners. In *Proceedings of NeurIPS*, pages 1877–1901, 2020.
- [4] Zhendong Chu, Shen Wang, Jian Xie, Tinghui Zhu, Yibo Yan, Jinheng Ye, Aoxiao Zhong, Xuming Hu, Jing Liang, Philip S Yu, et al. Llm agents for education: Advances and applications. *arXiv preprint arXiv:2503.11733*, 2025.
- [5] Aaron Grattafiori, Abhimanyu Dubey, Abhinav Jauhri, Abhinav Pandey, Abhishek Kadian, Ahmad Al-Dahle, Aiesha Letman, Akhil Mathur, Alan Schelten, Alex Vaughan, et al. The llama 3 herd of models. *arXiv e-prints*, pages arXiv–2407, 2024.
- [6] Daya Guo, Dejian Yang, Haowei Zhang, Junxiao Song, Ruoyu Zhang, Runxin Xu, Qihao Zhu, Shirong Ma, Peiyi Wang, Xiao Bi, et al. Deepseek-r1: Incentivizing reasoning capability in llms via reinforcement learning. *arXiv preprint arXiv:2501.12948*, 2025.
- [7] Izzeddin Gur, Hiroki Furuta, Austin V Huang, Mustafa Safdari, Yutaka Matsuo, Douglas Eck, and Aleksandra Faust. A real-world webagent with planning, long context understanding, and program synthesis. In *Proceedings of ICLR*, 2024.
- [8] Hongliang He, Wenlin Yao, Kaixin Ma, Wenhao Yu, Yong Dai, Hongming Zhang, Zhenzhong Lan, and Dong Yu. Webvoyager: Building an end-to-end web agent with large multimodal models. In *Proceedings of ACL*, pages 6864–6890, 2024.
- [9] Qianyu He, Jie Zeng, Wenhao Huang, Lina Chen, Jin Xiao, Qianxi He, Xunzhe Zhou, Jiaqing Liang, and Yanghua Xiao. Can large language models understand real-world complex instructions? In *Proceedings of the AAAI Conference on Artificial Intelligence*, volume 38, pages 18188–18196, 2024.
- [10] Yun He, Di Jin, Chaoqi Wang, Chloe Bi, Karishma Mandyam, Hejia Zhang, Chen Zhu, Ning Li, Tengyu Xu, Hongjiang Lv, et al. Multi-iff: Benchmarking llms on multi-turn and multilingual instructions following. *arXiv preprint arXiv:2410.15553*, 2024.
- [11] Aaron Hurst, Adam Lerer, Adam P Goucher, Adam Perelman, Aditya Ramesh, Aidan Clark, AJ Ostrow, Akila Welihinda, Alan Hayes, Alec Radford, et al. Gpt-4o system card. *arXiv preprint arXiv:2410.21276*, 2024.
- [12] Aaron Jaech, Adam Kalai, Adam Lerer, Adam Richardson, Ahmed El-Kishky, Aiden Low, Alec Helyar, Aleksander Madry, Alex Beutel, Alex Carney, et al. Openai o1 system card. *arXiv preprint arXiv:2412.16720*, 2024.
- [13] Albert Q. Jiang, Alexandre Sablayrolles, Arthur Mensch, Chris Bamford, Devendra Singh Chaplot, Diego de las Casas, Florian Bressand, Gianna Lengyel, Guillaume Lample, Lucile Saulnier, L  lio Renard Lavaud, Marie-Anne Lachaux, Pierre Stock, Teven Le Scao, Thibaut Lavril, Thomas Wang, Timoth  e Lacroix, and William El Sayed. Mistral 7b, 2023.
- [14] Yuxin Jiang, Yufei Wang, Xingshan Zeng, Wanjun Zhong, Liangyou Li, Fei Mi, Lifeng Shang, Xin Jiang, Qun Liu, and Wei Wang. Followbench: A multi-level fine-grained constraints following benchmark for large language models. *arXiv preprint arXiv:2310.20410*, 2023.
- [15] Nathan Lambert, Jacob Morrison, Valentina Pyatkin, Shengyi Huang, Hamish Ivison, Faeze Brahman, Lester James V Miranda, Alisa Liu, Nouha Dziri, Shane Lyu, et al. Tulu 3: Pushing frontiers in open language model post-training. *arXiv preprint arXiv:2411.15124*, 2024.

- [16] Zekun Li, Shinda Huang, Jiangtian Wang, Nathan Zhang, Antonis Antoniadis, Wenyue Hua, Kaijie Zhu, Sirui Zeng, William Yang Wang, and Xifeng Yan. Agentorca: A dual-system framework to evaluate language agents on operational routine and constraint adherence. *arXiv preprint arXiv:2503.08669*, 2025.
- [17] Aixin Liu, Bei Feng, Bing Xue, Bingxuan Wang, Bochao Wu, Chengda Lu, Chenggang Zhao, Chengqi Deng, Chenyu Zhang, Chong Ruan, et al. Deepseek-v3 technical report. *arXiv preprint arXiv:2412.19437*, 2024.
- [18] Yi Liu, Gelei Deng, Yuekang Li, Kailong Wang, Zihao Wang, Xiaofeng Wang, Tianwei Zhang, Yepang Liu, Haoyu Wang, Yan Zheng, et al. Prompt injection attack against llm-integrated applications. *arXiv preprint arXiv:2306.05499*, 2023.
- [19] Junyu Luo, Weizhi Zhang, Ye Yuan, Yusheng Zhao, Junwei Yang, Yiyang Gu, Bohan Wu, Binqi Chen, Ziyue Qiao, Qingqing Long, et al. Large language model agent: A survey on methodology, applications and challenges. *arXiv preprint arXiv:2503.21460*, 2025.
- [20] Hao Peng, Xiaozhi Wang, Jianhui Chen, Weikai Li, Yunjia Qi, Zimu Wang, Zhili Wu, Kaisheng Zeng, Bin Xu, Lei Hou, et al. When does in-context learning fall short and why? a study on specification-heavy tasks. *arXiv preprint arXiv:2311.08993*, 2023.
- [21] Yunjia Qi, Hao Peng, Xiaozhi Wang, Bin Xu, Lei Hou, and Juanzi Li. Constraint back-translation improves complex instruction following of large language models. *arXiv preprint arXiv:2410.24175*, 2024.
- [22] Yanzhao Qin, Tao Zhang, Yanjun Shen, Wenjing Luo, Haoze Sun, Yan Zhang, Yujing Qiao, Weipeng Chen, Zenan Zhou, Wentao Zhang, et al. Sysbench: Can large language models follow system messages? *arXiv preprint arXiv:2408.10943*, 2024.
- [23] Yiwei Qin, Kaiqiang Song, Yebowen Hu, Wenlin Yao, Sangwoo Cho, Xiaoyang Wang, Xuan-sheng Wu, Fei Liu, Pengfei Liu, and Dong Yu. Infobench: Evaluating instruction following ability in large language models. *arXiv preprint arXiv:2401.03601*, 2024.
- [24] Haoran Sun, Lixin Liu, Junjie Li, Fengyu Wang, Baohua Dong, Ran Lin, and Ruohui Huang. Conifer: Improving complex constrained instruction-following ability of large language models. *arXiv preprint arXiv:2404.02823*, 2024.
- [25] Qwen Team. Qwq: Reflect deeply on the boundaries of the unknown, November 2024. Accessed: 2025-05-15.
- [26] Qwen Team. Qwen3: Think deeper, act faster, April 2025. Accessed: 2025-05-15.
- [27] THUDM. Glm-z1-32b-0414: A deep reasoning model, April 2025. Accessed: 2025-05-15.
- [28] Eric Wallace, Kai Xiao, Reimar Leike, Lilian Weng, Johannes Heidecke, and Alex Beutel. The instruction hierarchy: Training llms to prioritize privileged instructions. *arXiv preprint arXiv:2404.13208*, 2024.
- [29] Bosi Wen, Pei Ke, Xiaotao Gu, Lindong Wu, Hao Huang, Jinfeng Zhou, Wenchuang Li, Binxin Hu, Wendy Gao, Jiaying Xu, et al. Benchmarking complex instruction-following with multiple constraints composition. *Advances in Neural Information Processing Systems*, 37:137610–137645, 2024.
- [30] Kaiwen Yan, Hongcheng Guo, Xuanqing Shi, Jingyi Xu, Yaonan Gu, and Zhoujun Li. Codeif: Benchmarking the instruction-following capabilities of large language models for code generation. *arXiv preprint arXiv:2502.19166*, 2025.
- [31] Chaoyun Zhang, Shilin He, Jiaxu Qian, Bowen Li, Liqun Li, Si Qin, Yu Kang, Minghua Ma, Guyue Liu, Qingwei Lin, et al. Large language model-brained gui agents: A survey. *arXiv preprint arXiv:2411.18279*, 2024.
- [32] Chi Zhang, Zhao Yang, Jiaxuan Liu, Yanda Li, Yucheng Han, Xin Chen, Zebiao Huang, Bin Fu, and Gang Yu. Appagent: Multimodal agents as smartphone users. In *Proceedings of the 2025 CHI Conference on Human Factors in Computing Systems*, pages 1–20, 2025.

- [33] Tao Zhang, Yanjun Shen, Wenjing Luo, Yan Zhang, Hao Liang, Fan Yang, Mingan Lin, Yujing Qiao, Weipeng Chen, Bin Cui, et al. Cfbench: A comprehensive constraints-following benchmark for llms. *arXiv preprint arXiv:2408.01122*, 2024.
- [34] Hao Zheng, Xinyan Guan, Hao Kong, Jia Zheng, Weixiang Zhou, Hongyu Lin, Yaojie Lu, Ben He, Xianpei Han, and Le Sun. Pptagent: Generating and evaluating presentations beyond text-to-slides. *arXiv preprint arXiv:2501.03936*, 2025.
- [35] Denny Zhou, Nathanael Schärli, Le Hou, Jason Wei, Nathan Scales, Xuezhi Wang, Dale Schuurmans, Claire Cui, Olivier Bousquet, Quoc V Le, et al. Least-to-most prompting enables complex reasoning in large language models. In *Proceedings of ICLR*, 2023.
- [36] Jeffrey Zhou, Tianjian Lu, Swaroop Mishra, Siddhartha Brahma, Sujoy Basu, Yi Luan, Denny Zhou, and Le Hou. Instruction-following evaluation for large language models. *arXiv preprint arXiv:2311.07911*, 2023.
- [37] Jeffrey Zhou, Tianjian Lu, Swaroop Mishra, Siddhartha Brahma, Sujoy Basu, Yi Luan, Denny Zhou, and Le Hou. Instruction-following evaluation for large language models. *arXiv preprint arXiv:2311.07911*, 2023.

Appendices

A Limitations

We discuss the limitations as follows: (1) Although the construction of AGENTIF is semi-automated, it still requires substantial manual verification, which limits its direct generalization to generating a large scale of data. In the future, we plan to explore automated methods for constructing post-training data to enhance instruction-following capabilities. (2) AGENTIF includes instructions only in Chinese and English, lacking broader multilingual coverage, which may limit its broader usage. We encourage the community to extend the dataset to support more languages. (3) All experiments are conducted in a zero-shot setting, and we do not explore prompt engineering techniques such as in-context demonstrations. As this work focuses on dataset construction and model evaluation, we leave prompt engineering for future work.

B Ethical Considerations

We discuss ethical concerns and broader impacts as follows: (1) **Intellectual Property.** The agents obtained from GitHub repositories are shared under GPL-3.0⁶ or Apache-2.0 licenses⁷. We strictly adhere to the respective licensing terms, and all data are used solely for academic research. For industrial agents, we obtained approval from internal review boards to use and release the data under the GPL-3.0 license. These industrial applications target enterprise users in China, and we only collect statistics on active users and service requests and do not conduct user behavior analysis. Notably, the agents include only system prompts without any user queries to prevent information leakage. Instead, all user queries in AGENTIF are created by hired annotators. AGENTIF will be released under the GPL-3.0 license. (2) **Broader Impacts.** This work aims to construct a benchmark for evaluating instruction-following in agentic scenarios. Leaderboard rankings on AGENTIF should not be used for adversarial comparisons or interpreted as evidence of misconduct in other research efforts. The benchmark data should not be incorporated into the training process of LLMs to avoid potential contamination or leakage. (3) **Controlling Potential Risks.** All data have been subjected to rigorous safety checks and are well anonymized to eliminate sensitive content. (4) **Human Annotation.** We employ eight annotators (gender-balanced) for data annotation and verification. All annotators are fairly paid based on workload and are informed of the intended use of the data before annotation. No personal information of annotators is involved in the dataset. (5) **LLM Usage.** We used GPT-4o and Claude 3.7 Sonnet for paraphrasing some sentences of this paper.

C Details of Constraint Taxonomy

C.1 Constraint Type

This section provides a detailed overview of our constraint taxonomy. Figure 7 illustrates the distribution of constraints across different categories.

Formatting Constraints Formatting Constraints dictate the structural form and presentation of model outputs. They ensure responses conform to a specific format, layout, or visual style, vital for machine readability or subsequent processing. Examples include: (1) Syntax Formatting: requiring outputs in formats like JSON, XML, or Markdown. (2) Layout Structure: specifying bullet points, tables, or paragraph length. (3) Symbol Conventions: enforcing specific symbols like date patterns or currency symbols. (4) Instructional Structure: mandating specific response organizations, such as “explain the concept in three steps.”

Semantic Constraints Semantic Constraints govern the factual correctness, informativeness, and intended meaning of model outputs. They ensure content aligns with task requirements and includes essential semantic elements. Common types are: (1) Content Targeting: restricting the output’s topic or focus. (2) Information Completeness: requiring specific elements, such as time, location, or

⁶<https://www.gnu.org/licenses/gpl-3.0.en.html>

⁷<https://www.apache.org/licenses/LICENSE-2.0>

people. (3) Keyword Presence: mandating the inclusion of particular phrases or terms. (4) Stylistic Requirements: dictating aspects like “use language understandable to children.”

Tool Constraints Tool Constraints restrict the computational or external resources a model can use when generating responses. These are crucial for simulating specific environments or adhering to usage restrictions. Examples include: (1) Tool Usage: restricting callable functions or external tools, e.g., “only built-in Python functions may be used.” (2) Computational Limitations: imposing resource constraints, such as do not use GPU acceleration.”

C.2 Constraint Presentation Type

The constraint presentation type refers to how constraints are conveyed to the model within the instruction. We categorize this type into three distinct forms:

Vanilla Constraints are stated directly and unconditionally in the prompt. These constraints are always in effect, regardless of the input content or model behavior. For example, “Answer in Chinese”, i.e., the model must always respond in Chinese, regardless of the question.

Condition Constraints are activated only when specific conditions are met, either from the user input or the model’s output. For instance, a constraint like “flag the response if it contains sensitive content” depends on input triggers, while “apply markdown formatting only when markdown is used” relies on the model’s behavioral context.

Example Constraints are not explicitly stated but implied through in-context demonstrations. For example, providing an example written in Shakespearean English implicitly requires the model to generate responses in a similar style, or showing few-shot outputs in structured JSON format signals that the same structure should be followed.

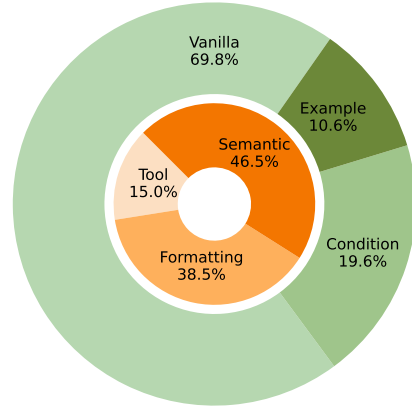


Figure 7: Distribution of constraint types. The inner ring shows the breakdown of constraint types into Semantic, Formatting, and Tool categories. The outer ring further categorizes constraints based on their presentation type, including Vanilla, Condition, and Example. Semantic constraints and vanilla activation are the most prevalent in the dataset.

D Detailed Information about Dataset Construction

D.1 Prompts for Automatic Annotation

Table 3 provides the prompt template for instruction collection. Templates for constraint annotation are found in Tables 4 and 5. In the evaluation generation phrase, the template for generating conditional checks is in Table 6. Finally, Tables 8, 10, and 9 detail the prompt templates for generating three types of evaluation.

D.2 Detailed Information about Human Annotation

We invited graduate students from the Department of Computer Science to participate in the data annotation process, and fairly compensated them based on pre-agreed salaries and workloads. All employment was formalized through contracts and conducted in full compliance with local regulations. During the annotation process, we conducted three rounds of sampled review and feedback to iteratively refine and finalize the high-quality annotation results.

You are given two pieces of information:

1. A **Task Description** summarizing what the agent is designed to do.
2. **Input Variable Annotations** listing the input variables, each with a brief explanation.

Your task is to:

- Generate multiple sets of variable content that are rich, detailed, and expanded. Each set must include specific, meaningful, and realistic information, maximizing substance while staying coherent.
- Ensure strong diversity across examples, including both speaking styles (storytelling, poetic, formal, humorous, dramatic, etc.) and imagined scenarios (different realistic scenes that meaningfully shape the content).
- Match the meaning of each variable based on its comment from Input Variable Annotations.
- Use the Task Description to guide the overall theme and content of the generated examples.

Input:

```
{input}
```

Output Format:

Return a **JSON array** where:

- Each item is a JSON object (a dict) corresponding to one complete example.
- The keys of each object exactly match the variable names listed in the Input Variable Annotations.

Example structure:

```
[
  {
    "variable_name_1": "<filled content>",
    "variable_name_2": "<filled content>"
  },
  {
    "variable_name_1": "<filled content>",
    "variable_name_2": "<filled content>"
  }
]
```

Table 3: Prompt for query generation in instruction collection.

E Experimental Details

Evaluation Models. We conduct our evaluation using a diverse set of language models, including o1-mini, GPT-4o (2024-11-20), Qwen3-32B, QwQ-32B, DeepSeek-R1, GLM-Z1-32B (0414), DeepSeek-v3 (2024-03-25), Claude 3.5 Sonnet (2024-10-22), Meta-LLaMA-3.1-70B-Instruct, DeepSeek-R1-Distill-Qwen-32B, DeepSeek-R1-Distill-LLaMA-70B, Meta-LLaMA-3.1-8B-Instruct, Mistral-Crab-DPO-7B, Mistral-7B-Instruct-v0.3, and Mistral-Conifer-DPO-7B.

Experimental Hyperparameters. In all experiments, we set the temperature to 0 to ensure reproducibility. The maximum number of generated tokens is set to 32,000. For models with a context length shorter than 32,000 tokens, we set their maximum allowable context length to match the `max-token` limit.

Experiment Cost. We use `gpt-4o-2024-11-20` as the evaluator throughout our experiments. Each evaluation round costs approximately \$20.

You are given a **system prompt**. Your job is to extract atomic constraints that apply specifically to the **expected response** generated by the model, as dictated by the system prompt.

Please follow the instructions below precisely:

- Only extract constraints that apply to the **response**, not those describing or constraining the input variables or instructions to the user.
- Read the system prompt line by line and extract the **smallest possible atomic constraint units** from any content that imposes rules, structure, or expectations on the response.
- This includes:
 - Explicit instructions such as: “Your task is to...”, “You must...”, “Please do the following...”
 - Numbered lists of required actions
 - Formatting, style, or output structure expectations
 - Content rules or restrictions
 - Demonstrations or examples that implicitly define how the model should respond (e.g., few-shot examples, response templates, or stylistic samples). In these cases, extract the implied constraint as faithfully as possible (e.g., “Respond in JSON format”, “Follow the narrative style shown”).
- For each constraint, determine whether it is:
 - “vanilla”: The rule applies to all responses regardless of input or task branch.
 - “conditional”: The rule only applies in certain contexts (e.g., a certain kind of task or response type).
 - “example”: The rule is not explicitly stated, but implied from a given example or demonstration in the prompt.
- Sometimes the system prompt gives a rule or behavior without explicitly stating the condition, but it’s only meant to apply in a certain type of response. In such cases, you should **infer the missing condition** and rewrite the constraint in the form `If [condition], then [rule]`. These should be marked as “conditional” even if no “if” appears in the prompt.
- When the prompt contains **an example**, you should recognize that it implies certain response expectations, and you are expected to infer the corresponding constraints accordingly.
- Do **not rewrite or generalize** the constraint. Extract the **exact wording** from the prompt wherever possible.
- Return your answer as a list of dictionaries, where each dictionary contains:
 - desc: the extracted constraint (verbatim from the prompt, or inferred if conditional)
 - dimension: one of “unconditional”, “conditional”, or “example”
- If the system prompt contains no constraints on the response, return an empty list: []

Example Output:

```
[
  {
    "desc": "Always use \"you\" and \"your\" when addressing the user.",
    "dimension": "vanilla"
  },
  {
    "desc": "If no symptoms are reported, explain why further screening is
      still necessary.",
    "dimension": "conditional"
  }
]
```

Input System Prompt:

{prompt}

Table 4: Prompt for extracting atom-level constraints from block instructions in constraint annotation.

You are given a single constraint. Your task is to classify this constraint into one or more of the following categories. Prefer to choose **only one** category unless you believe the constraint **clearly fits multiple types**. After classification, provide a **brief explanation** supporting your decision.

Constraint Categories:

1. **formatting** — *Controls the structure or presentation format of the output.*

Examples include:

- Syntax format (e.g., JSON, XML, Markdown)
- Layout and structure (e.g., bullet points, tables, paragraph length)
- Symbol and notation norms (e.g., date format “YYYY-MM-DD”, currency symbol “¥”)
- Interaction steps (e.g., “explain the principle in three steps”)

Example: “Present the result using LaTeX math notation”

2. **semantic** — *Ensures the output content is meaningful, accurate, and complete.*

Examples include:

- Factual accuracy (e.g., no fabricated data)
- Logical consistency
- Information completeness (must include specified elements)
- Keyword requirements (must contain specified terms)
- Style or tone (e.g., “explain in child-friendly language”)
- Neutrality of position (e.g., “avoid emotionally charged language”)
- Terminology standards (e.g., “use ISO names for chemicals”)

Example: “The answer must include the event’s time, location, and key figures”

3. **Tool** — *Limits the usage of computational resources or external dependencies.*

Examples include:

- Data source limitations (e.g., “only use data from after 2020”)
- Computational restrictions (e.g., “no GPU acceleration”)
- Tool/library restrictions (e.g., “use only built-in Python functions”)

Example: “Do not access any online resources during analysis”

Output Format:

```
{
  "type_list": ["Your chosen category or categories"],
  "explanation": "Your reasoning for choosing this classification"
}
```

Input Constraint:

```
{constraint}
```

Table 5: Prompt for classifying constraints into formatting, semantic, or tool categories in constraint annotation.

You are a helpful assistant that specializes in constraint verification.

Your task is to process a **conditional constraint** and produce two outputs:

1. A **yes/no question** that can be used to verify whether the **condition** is satisfied.
2. The **main constraint** that should be enforced if the condition is true. This should exclude the conditional part and be expressed as a standalone, unconditional constraint.

Please follow these instructions:

- If the condition refers to the **input query**, the question should focus on analyzing the input.
- If the condition refers to the **response**, the question should focus on analyzing the response.
- Keep the extracted main constraint faithful to the original meaning, but **remove the conditional clause** (e.g., remove “If...” or “When...”).

Return your output as a JSON dictionary with the following keys:

```
{
  "condition_check_question": "{Your yes/no question}? Please answer YES/NO directly and do not enter anything else.",
  "main_constraint": "{The unconditional constraint to verify if the condition is true.}"
}
```

Note: The constraint itself is the primary basis for generation. The instruction paragraph is provided only as auxiliary context, and should be used only when the constraint alone is ambiguous or underspecified.

Input

Here is the full instruction paragraph where the constraint appears: {instruction}

The constraint to verify: {constraint}

Table 6: Prompt for decomposing a conditional constraint into a condition-checking question and a standalone constraint in evaluation generation.

You are an expert at analyzing natural language constraints and determining how they can be verified.

Your task is to **classify a given constraint** based on whether it can be validated:

1. `code` — Directly by code
2. `llm_assisted_code` — By code after extracting needed content via LLM
3. `llm` — Only by using LLM to semantically assess it

Please follow these guidelines:

- If the constraint can be validated by simple logic (e.g., length, presence, format) and the content is directly accessible from the response, classify it as `code`.
- If the constraint requires extracting a specific section from the response (e.g., “intro”, “conclusion”, “step 1”) before performing validation (e.g., counting words), classify it as `llm_assisted_code`.
- If the constraint requires open-ended, semantic, or subjective understanding (e.g., logical correctness, relevance, tone, or fact-checking), classify it as `llm`.

Return your answer only as a JSON dictionary in the following format:

```
{
  "constraint_type": "code" | "llm_assisted_code" | "llm",
  "explanation": "Your brief reasoning here"
}
```

Note: The constraint itself is the primary basis for classification. The instruction paragraph is provided only as auxiliary context, and should be used only when the constraint alone is ambiguous or underspecified.

Input

Here is the full instruction paragraph where the constraint appears: {instruction}

The constraint to classify: {constraint}

Table 7: Prompt for classifying constraints by their verifiability type: directly by code, LLM-assisted code, or purely by LLM.

You are a helpful assistant that specializes in verifying whether model responses comply with specific constraints. Your task is to **generate a yes/no question** that can be used to determine whether a model response satisfies a given constraint. This question should be phrased so that an LLM (or a human evaluator) could answer it just by reading the model’s response.

Please follow these rules:

1. The question should be **clear, specific, and binary** — it should be answerable with “yes” or “no”.
2. It must refer explicitly to what the constraint is checking (e.g., structure, length, tone, factuality).
3. If the constraint refers to a specific section (e.g., “intro”, “step 1”, “conclusion”), include that in the question.

Return your answer in the following format:

```
{
  "validation_question": "{Your full yes/no question here}? Please answer
    YES/NO directly and do not enter anything else."
}
```

Note: The constraint itself is the primary basis for generation. The instruction paragraph is provided only as auxiliary context, and should be used only when the constraint alone is ambiguous or underspecified.

Instruction Paragraph (Context):

This is the full instruction paragraph that provides context for the constraint: {instruction}

Constraint to Verify: {constraint}

Table 8: Prompt for generating a yes/no validation question from a constraint.

You are a helpful assistant that specializes in generating extraction instructions to support constraint verification. Your task is to generate a concise and precise instruction that tells an LLM **what specific part of the response needs to be extracted**, so that the extracted content can later be verified by code.

Please follow these guidelines:

1. The instruction should clearly specify **what** to extract from the response (e.g., “Extract the introduction part”, “Extract the function used”, “Extract the final answer sentence”).
2. Base your output on the constraint provided below.
3. You may refer to the instruction paragraph **only when the constraint is ambiguous** and requires context.
4. Return your output as a JSON dictionary in the following format:

```
{
  "extraction_instruction": "{your generated extraction instruction}.
    Return the extracted content verbatim from the response. If multiple
    segments are found, return them as a Python-style list of strings.
    If nothing is found, return None."
}
```

Input:

Instruction Paragraph:

Here is the full instruction paragraph where the constraint appears: {instruction}

Constraint to support: {constraint}

Helper analysis: {helper_analysis}

Table 9: Prompt for generating extraction instructions from a constraint to support code-based verification in hybrid evaluation.

You are tasked with implementing a Python function named `check_following` that determines **whether a given response satisfies a specified constraint**. The function must return `True` if the constraint is satisfied and `False` otherwise.

Requirements:

- The function accepts only one parameter: `response`, which is a Python string.
- The function must return a boolean value (`True` or `False`) based on whether the `response` adheres to the constraint.
- The function must not include any I/O operations, such as `input()` or `ArgumentParser`.
- The Python code for constraint verification should be designed to be generalizable, e.g., using regular expressions or other suitable techniques.
- Only return the exact Python code, with no additional explanations.

Note: The constraint itself is the **primary basis** for classification. The instruction paragraph is provided **only as auxiliary context**, and should be used only when the constraint alone is ambiguous or underspecified.

Instruction Paragraph:

Here is the full instruction paragraph where the constraint appears: `{instruction}`

Specific Constraint to Verify: `{constraint}`

Table 10: Prompt for generating a Python function that verifies whether a response satisfies a specified constraint.

NeurIPS Paper Checklist

1. Claims

Question: Do the main claims made in the abstract and introduction accurately reflect the paper's contributions and scope?

Answer: [\[Yes\]](#)

Justification: In Section 1 and Abstract.

Guidelines:

- The answer NA means that the abstract and introduction do not include the claims made in the paper.
- The abstract and/or introduction should clearly state the claims made, including the contributions made in the paper and important assumptions and limitations. A No or NA answer to this question will not be perceived well by the reviewers.
- The claims made should match theoretical and experimental results, and reflect how much the results can be expected to generalize to other settings.
- It is fine to include aspirational goals as motivation as long as it is clear that these goals are not attained by the paper.

2. Limitations

Question: Does the paper discuss the limitations of the work performed by the authors?

Answer: [\[Yes\]](#)

Justification: In Appendix A.

Guidelines:

- The answer NA means that the paper has no limitation while the answer No means that the paper has limitations, but those are not discussed in the paper.
- The authors are encouraged to create a separate "Limitations" section in their paper.
- The paper should point out any strong assumptions and how robust the results are to violations of these assumptions (e.g., independence assumptions, noiseless settings, model well-specification, asymptotic approximations only holding locally). The authors should reflect on how these assumptions might be violated in practice and what the implications would be.
- The authors should reflect on the scope of the claims made, e.g., if the approach was only tested on a few datasets or with a few runs. In general, empirical results often depend on implicit assumptions, which should be articulated.
- The authors should reflect on the factors that influence the performance of the approach. For example, a facial recognition algorithm may perform poorly when image resolution is low or images are taken in low lighting. Or a speech-to-text system might not be used reliably to provide closed captions for online lectures because it fails to handle technical jargon.
- The authors should discuss the computational efficiency of the proposed algorithms and how they scale with dataset size.
- If applicable, the authors should discuss possible limitations of their approach to address problems of privacy and fairness.
- While the authors might fear that complete honesty about limitations might be used by reviewers as grounds for rejection, a worse outcome might be that reviewers discover limitations that aren't acknowledged in the paper. The authors should use their best judgment and recognize that individual actions in favor of transparency play an important role in developing norms that preserve the integrity of the community. Reviewers will be specifically instructed to not penalize honesty concerning limitations.

3. Theory assumptions and proofs

Question: For each theoretical result, does the paper provide the full set of assumptions and a complete (and correct) proof?

Answer: [\[NA\]](#)

Justification: This paper does not involve theoretical assumptions and proofs.

Guidelines:

- The answer NA means that the paper does not include theoretical results.
- All the theorems, formulas, and proofs in the paper should be numbered and cross-referenced.
- All assumptions should be clearly stated or referenced in the statement of any theorems.
- The proofs can either appear in the main paper or the supplemental material, but if they appear in the supplemental material, the authors are encouraged to provide a short proof sketch to provide intuition.
- Inversely, any informal proof provided in the core of the paper should be complemented by formal proofs provided in appendix or supplemental material.
- Theorems and Lemmas that the proof relies upon should be properly referenced.

4. Experimental result reproducibility

Question: Does the paper fully disclose all the information needed to reproduce the main experimental results of the paper to the extent that it affects the main claims and/or conclusions of the paper (regardless of whether the code and data are provided or not)?

Answer: [\[Yes\]](#)

Justification: In Appendix E.

Guidelines:

- The answer NA means that the paper does not include experiments.
- If the paper includes experiments, a No answer to this question will not be perceived well by the reviewers: Making the paper reproducible is important, regardless of whether the code and data are provided or not.
- If the contribution is a dataset and/or model, the authors should describe the steps taken to make their results reproducible or verifiable.
- Depending on the contribution, reproducibility can be accomplished in various ways. For example, if the contribution is a novel architecture, describing the architecture fully might suffice, or if the contribution is a specific model and empirical evaluation, it may be necessary to either make it possible for others to replicate the model with the same dataset, or provide access to the model. In general, releasing code and data is often one good way to accomplish this, but reproducibility can also be provided via detailed instructions for how to replicate the results, access to a hosted model (e.g., in the case of a large language model), releasing of a model checkpoint, or other means that are appropriate to the research performed.
- While NeurIPS does not require releasing code, the conference does require all submissions to provide some reasonable avenue for reproducibility, which may depend on the nature of the contribution. For example
 - (a) If the contribution is primarily a new algorithm, the paper should make it clear how to reproduce that algorithm.
 - (b) If the contribution is primarily a new model architecture, the paper should describe the architecture clearly and fully.
 - (c) If the contribution is a new model (e.g., a large language model), then there should either be a way to access this model for reproducing the results or a way to reproduce the model (e.g., with an open-source dataset or instructions for how to construct the dataset).
 - (d) We recognize that reproducibility may be tricky in some cases, in which case authors are welcome to describe the particular way they provide for reproducibility. In the case of closed-source models, it may be that access to the model is limited in some way (e.g., to registered users), but it should be possible for other researchers to have some path to reproducing or verifying the results.

5. Open access to data and code

Question: Does the paper provide open access to the data and code, with sufficient instructions to faithfully reproduce the main experimental results, as described in supplemental material?

Answer: [Yes]

Justification: In Abstract.

Guidelines:

- The answer NA means that paper does not include experiments requiring code.
- Please see the NeurIPS code and data submission guidelines (<https://nips.cc/public/guides/CodeSubmissionPolicy>) for more details.
- While we encourage the release of code and data, we understand that this might not be possible, so “No” is an acceptable answer. Papers cannot be rejected simply for not including code, unless this is central to the contribution (e.g., for a new open-source benchmark).
- The instructions should contain the exact command and environment needed to run to reproduce the results. See the NeurIPS code and data submission guidelines (<https://nips.cc/public/guides/CodeSubmissionPolicy>) for more details.
- The authors should provide instructions on data access and preparation, including how to access the raw data, preprocessed data, intermediate data, and generated data, etc.
- The authors should provide scripts to reproduce all experimental results for the new proposed method and baselines. If only a subset of experiments are reproducible, they should state which ones are omitted from the script and why.
- At submission time, to preserve anonymity, the authors should release anonymized versions (if applicable).
- Providing as much information as possible in supplemental material (appended to the paper) is recommended, but including URLs to data and code is permitted.

6. Experimental setting/details

Question: Does the paper specify all the training and test details (e.g., data splits, hyper-parameters, how they were chosen, type of optimizer, etc.) necessary to understand the results?

Answer: [Yes]

Justification: In Appendix E.

Guidelines:

- The answer NA means that the paper does not include experiments.
- The experimental setting should be presented in the core of the paper to a level of detail that is necessary to appreciate the results and make sense of them.
- The full details can be provided either with the code, in appendix, or as supplemental material.

7. Experiment statistical significance

Question: Does the paper report error bars suitably and correctly defined or other appropriate information about the statistical significance of the experiments?

Answer: [Yes]

Justification: In Appendix E, we explain that all sampling temperatures are set to 0, eliminating randomness.

Guidelines:

- The answer NA means that the paper does not include experiments.
- The authors should answer "Yes" if the results are accompanied by error bars, confidence intervals, or statistical significance tests, at least for the experiments that support the main claims of the paper.
- The factors of variability that the error bars are capturing should be clearly stated (for example, train/test split, initialization, random drawing of some parameter, or overall run with given experimental conditions).
- The method for calculating the error bars should be explained (closed form formula, call to a library function, bootstrap, etc.)
- The assumptions made should be given (e.g., Normally distributed errors).

- It should be clear whether the error bar is the standard deviation or the standard error of the mean.
- It is OK to report 1-sigma error bars, but one should state it. The authors should preferably report a 2-sigma error bar than state that they have a 96% CI, if the hypothesis of Normality of errors is not verified.
- For asymmetric distributions, the authors should be careful not to show in tables or figures symmetric error bars that would yield results that are out of range (e.g. negative error rates).
- If error bars are reported in tables or plots, The authors should explain in the text how they were calculated and reference the corresponding figures or tables in the text.

8. Experiments compute resources

Question: For each experiment, does the paper provide sufficient information on the computer resources (type of compute workers, memory, time of execution) needed to reproduce the experiments?

Answer: [Yes]

Justification: In Appendix E.

Guidelines:

- The answer NA means that the paper does not include experiments.
- The paper should indicate the type of compute workers CPU or GPU, internal cluster, or cloud provider, including relevant memory and storage.
- The paper should provide the amount of compute required for each of the individual experimental runs as well as estimate the total compute.
- The paper should disclose whether the full research project required more compute than the experiments reported in the paper (e.g., preliminary or failed experiments that didn't make it into the paper).

9. Code of ethics

Question: Does the research conducted in the paper conform, in every respect, with the NeurIPS Code of Ethics <https://neurips.cc/public/EthicsGuidelines?>

Answer: [Yes]

Justification: In Appendix B.

Guidelines:

- The answer NA means that the authors have not reviewed the NeurIPS Code of Ethics.
- If the authors answer No, they should explain the special circumstances that require a deviation from the Code of Ethics.
- The authors should make sure to preserve anonymity (e.g., if there is a special consideration due to laws or regulations in their jurisdiction).

10. Broader impacts

Question: Does the paper discuss both potential positive societal impacts and negative societal impacts of the work performed?

Answer: [Yes]

Justification: In Appendix B.

Guidelines:

- The answer NA means that there is no societal impact of the work performed.
- If the authors answer NA or No, they should explain why their work has no societal impact or why the paper does not address societal impact.
- Examples of negative societal impacts include potential malicious or unintended uses (e.g., disinformation, generating fake profiles, surveillance), fairness considerations (e.g., deployment of technologies that could make decisions that unfairly impact specific groups), privacy considerations, and security considerations.

- The conference expects that many papers will be foundational research and not tied to particular applications, let alone deployments. However, if there is a direct path to any negative applications, the authors should point it out. For example, it is legitimate to point out that an improvement in the quality of generative models could be used to generate deepfakes for disinformation. On the other hand, it is not needed to point out that a generic algorithm for optimizing neural networks could enable people to train models that generate Deepfakes faster.
- The authors should consider possible harms that could arise when the technology is being used as intended and functioning correctly, harms that could arise when the technology is being used as intended but gives incorrect results, and harms following from (intentional or unintentional) misuse of the technology.
- If there are negative societal impacts, the authors could also discuss possible mitigation strategies (e.g., gated release of models, providing defenses in addition to attacks, mechanisms for monitoring misuse, mechanisms to monitor how a system learns from feedback over time, improving the efficiency and accessibility of ML).

11. Safeguards

Question: Does the paper describe safeguards that have been put in place for responsible release of data or models that have a high risk for misuse (e.g., pretrained language models, image generators, or scraped datasets)?

Answer: [\[Yes\]](#)

Justification: In Appendix B.

Guidelines:

- The answer NA means that the paper poses no such risks.
- Released models that have a high risk for misuse or dual-use should be released with necessary safeguards to allow for controlled use of the model, for example by requiring that users adhere to usage guidelines or restrictions to access the model or implementing safety filters.
- Datasets that have been scraped from the Internet could pose safety risks. The authors should describe how they avoided releasing unsafe images.
- We recognize that providing effective safeguards is challenging, and many papers do not require this, but we encourage authors to take this into account and make a best faith effort.

12. Licenses for existing assets

Question: Are the creators or original owners of assets (e.g., code, data, models), used in the paper, properly credited and are the license and terms of use explicitly mentioned and properly respected?

Answer: [\[Yes\]](#)

Justification: In Appendix B.

Guidelines:

- The answer NA means that the paper does not use existing assets.
- The authors should cite the original paper that produced the code package or dataset.
- The authors should state which version of the asset is used and, if possible, include a URL.
- The name of the license (e.g., CC-BY 4.0) should be included for each asset.
- For scraped data from a particular source (e.g., website), the copyright and terms of service of that source should be provided.
- If assets are released, the license, copyright information, and terms of use in the package should be provided. For popular datasets, paperswithcode.com/datasets has curated licenses for some datasets. Their licensing guide can help determine the license of a dataset.
- For existing datasets that are re-packaged, both the original license and the license of the derived asset (if it has changed) should be provided.

- If this information is not available online, the authors are encouraged to reach out to the asset’s creators.

13. **New assets**

Question: Are new assets introduced in the paper well documented and is the documentation provided alongside the assets?

Answer: [\[Yes\]](#)

Justification: In the provided links in Abstract.

Guidelines:

- The answer NA means that the paper does not release new assets.
- Researchers should communicate the details of the dataset/code/model as part of their submissions via structured templates. This includes details about training, license, limitations, etc.
- The paper should discuss whether and how consent was obtained from people whose asset is used.
- At submission time, remember to anonymize your assets (if applicable). You can either create an anonymized URL or include an anonymized zip file.

14. **Crowdsourcing and research with human subjects**

Question: For crowdsourcing experiments and research with human subjects, does the paper include the full text of instructions given to participants and screenshots, if applicable, as well as details about compensation (if any)?

Answer: [\[Yes\]](#)

Justification: In Appendix B.

Guidelines:

- The answer NA means that the paper does not involve crowdsourcing nor research with human subjects.
- Including this information in the supplemental material is fine, but if the main contribution of the paper involves human subjects, then as much detail as possible should be included in the main paper.
- According to the NeurIPS Code of Ethics, workers involved in data collection, curation, or other labor should be paid at least the minimum wage in the country of the data collector.

15. **Institutional review board (IRB) approvals or equivalent for research with human subjects**

Question: Does the paper describe potential risks incurred by study participants, whether such risks were disclosed to the subjects, and whether Institutional Review Board (IRB) approvals (or an equivalent approval/review based on the requirements of your country or institution) were obtained?

Answer: [\[Yes\]](#)

Justification: In Appendix B.

Guidelines:

- The answer NA means that the paper does not involve crowdsourcing nor research with human subjects.
- Depending on the country in which research is conducted, IRB approval (or equivalent) may be required for any human subjects research. If you obtained IRB approval, you should clearly state this in the paper.
- We recognize that the procedures for this may vary significantly between institutions and locations, and we expect authors to adhere to the NeurIPS Code of Ethics and the guidelines for their institution.
- For initial submissions, do not include any information that would break anonymity (if applicable), such as the institution conducting the review.

16. **Declaration of LLM usage**

Question: Does the paper describe the usage of LLMs if it is an important, original, or non-standard component of the core methods in this research? Note that if the LLM is used only for writing, editing, or formatting purposes and does not impact the core methodology, scientific rigorousness, or originality of the research, declaration is not required.

Answer: [Yes]

Justification: In Appendix B.

Guidelines:

- The answer NA means that the core method development in this research does not involve LLMs as any important, original, or non-standard components.
- Please refer to our LLM policy (<https://neurips.cc/Conferences/2025/LLM>) for what should or should not be described.