

Are LLMs Ready for English Standardized Tests? A Benchmarking and Elicitation Perspective

Luoxi Tang¹, Tharunya Sundar¹, Shuai Yang¹, Ankita Patra¹, Manohar Chippada¹, Giqi Zhao², Yi Li², Riteng Zhang², Tunan Zhao¹, Ting Yang¹, Yuqiao Meng¹, Weicheng Ma^{3,4}, Zhaohan Xi¹

¹Binghamton University, ²BlossomsAI, ³Dartmouth College, ⁴Georgia Institute of Technology
{ltang24, zxi1}@binghamton.edu, ²{giqi, yi, gavin}@blossoms.ai

Abstract

AI is transforming education by enabling powerful tools that enhance learning experiences. Among recent advancements, large language models (LLMs) hold particular promise for revolutionizing how learners interact with educational content. In this work, we investigate the potential of LLMs to support standardized test preparation by focusing on English Standardized Tests (ESTs). Specifically, we assess their ability to generate accurate and contextually appropriate solutions across a diverse set of EST question types. We introduce ESTBOOK, a comprehensive benchmark designed to evaluate the capabilities of LLMs in solving EST questions. ESTBOOK aggregates five widely recognized tests, encompassing 29 question types and over 10,576 questions across multiple modalities, including text, images, audio, tables, and mathematical symbols. Using ESTBOOK, we systematically evaluate both the accuracy and inference efficiency of LLMs. Additionally, we propose a breakdown analysis framework that decomposes complex EST questions into task-specific solution steps. This framework allows us to isolate and assess LLM performance at each stage of the reasoning process. Evaluation findings offer insights into the capability of LLMs in educational contexts and point toward targeted strategies for improving their reliability as intelligent tutoring systems.

1 Introduction

AI is reshaping education by providing innovative tools to enhance individualized learning experiences [15, 17, 28]. In recent years, large language models (LLMs) have demonstrated remarkable reasoning and conversational abilities, opening new opportunities to support educational activities such as virtual teaching assistants [1, 21, 29] and assignment evaluators [7, 22]. However, existing research primarily focuses on in-class learning [33, 44], leaving the effectiveness of LLMs in supporting self-motivated, out-of-class study largely underexplored.

Notably, self-motivated study, or formally known as “**Autodidactic Learning**,” plays a crucial role in career advancement and university admissions. This is especially evident in the preparation for English Standardized Tests (ESTs) such as TOEFL, IELTS, and GRE, which are crucial for studying abroad. During this preparation, individuals often struggle to comprehend and solve practice questions effectively [14, 26, 36]. Open-source test books frequently provide inadequate explanations, failing to guide learners toward the correct reasoning process [4, 53]. Turning eyes back to the emergence of LLMs, an intriguing question arises: **Can LLMs support autodidactic learning?**

In this work, we investigate the problem-solving capabilities of LLMs in supporting autodidactic learning, with a particular focus on five internationally recognized ESTs: (1) two language proficiency assessments—TOEFL and IELTS, and (2) three standardized knowledge-based exams—SAT, GRE, and GMAT. To systematically evaluate LLMs, we introduce ESTBOOK, a comprehensive benchmark

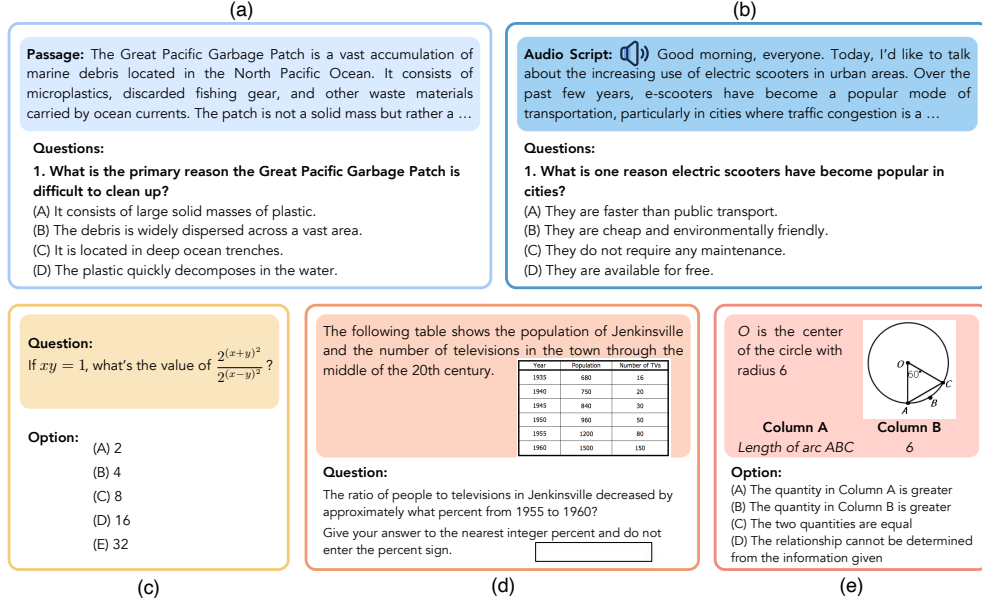


Figure 1: Examples of multimodal questions included in ESTBOOK: (a) a reading comprehension question (text) from IELTS, (b) a listening comprehension question (audio) from TOEFL, and (c), (d), and (e) GRE quantitative questions involving math symbols, tabular data, and images, respectively.

designed to assess their performance across a wide range of EST tasks. ESTBOOK includes 29 question types drawn from the five exams, totaling 10,576 examples. As illustrated in Figure 1, ESTBOOK spans multiple modalities, including text, images, audio, tables, and mathematical symbols, enabling a rigorous and multimodal evaluation of LLMs’ problem-solving abilities.

Using ESTBOOK, we first evaluate industry-leading LLMs (e.g., GPT-4o, Gemini, LLaMA, and Claude) with foundational prompting strategies: In-Context Learning (ICL), Chain-of-Thought (CoT), and Tree-of-Thought (ToT). Our evaluation yields the following observations:

First, we find that LLMs, despite extensive pretraining on large English corpora [28, 38, 45], exhibit limited effectiveness in EST-style problem-solving. In addition, performance varies substantially across question types and domains. Furthermore, in some cases, models may incur variant inference latency without producing correct answers. These results suggest that, although LLMs demonstrate strong general language capabilities, they remain inadequate as educational assistants for EST tasks.

To inform future development, we propose a **Breakdown Analysis**, a step-by-step diagnostic framework tailored to each question type. For example, in TOEFL reading comprehension, we first assess whether the model can identify the intention of a question; we then inform LLMs with correct intention and evaluate its ability to extract relevant evidence from long passages. In GRE quantitative questions, we analyze the model’s ability to select appropriate mathematical operations before evaluating execution accuracy. This breakdown strategy helps isolate specific reasoning process and highlight strengths of LLMs toward more effective development of intelligent educational systems.

To summarize, this work makes several contributions: **(1) Benchmark** – We introduce ESTBOOK, a benchmark that offers a diverse set of EST tasks to enable comprehensive, multimodal evaluation of LLMs. **(2) Empirical Study** – We conduct extensive studies across LLMs and reveal their insufficiency for EST problem-solving and exhibit inconsistent performance across questions. **(3) In-Depth Analysis** – We propose breakdown analysis to identify LLM capability in each isolated reasoning step, which provides actionable insights to inform development of educational systems.

2 Related Work

LLMs for Education. LLMs are increasingly used in education for tasks like grading [6, 17], question generation [32, 52], and tutoring [41]. Early systems like Codex and ChatGPT showed

that LLMs can help students across STEM and language learning by offering contextual feedback and answers [7, 23, 47]. More recent research explores using LLMs as conversational tutors [37]. However, most existing evaluations rely on limited benchmarks or informal studies, often focusing on narrow skills like math or reading [14, 22].

Benchmarking LLMs. Many benchmarks test LLMs on general or domain-specific reasoning tasks, evaluating their factual knowledge and reasoning abilities. Some, like MathVista [25, 34] and ScienceQA [46, 56], include images or structured data, but often use synthetic problems or cover narrow domains. Our benchmark, ESTBOOK, is grounded in real standardized exams and spans multiple formats (e.g., multi-choice, text completion), providing a more realistic test of LLMs as educational agents in a heterogeneous problem-solving environment.

Eliciting LLM Reasoning. Improving LLM reasoning through prompting has become an emerging subject. Techniques like In-Context Learning (ICL) [20, 51], Chain-of-Thought (CoT) [10, 43], and Tree-of-Thought (ToT) [54, 55] guide models to generate step-by-step answers and improve performance on tasks like math and logic. Yet, these methods are mostly tested on clean, synthetic datasets [4, 40]. We evaluate LLMs on ESTBOOK and show their limitations in real EST questions. Additionally, we break down problem-solving steps based on question structure and offer insights about LLMs eligibility on each isolated reasoning step.

3 ESTBOOK: Benchmarking English Standardized Tests

3.1 English Standardized Tests, Involved Modalities, and Data Sources

English Tests. As shown in Table 1, the benchmark covers 10,576 questions and 29 types across five major ESTs: *SAT*, *GRE*, *GMAT*, *TOEFL*, and *IELTS*. These exams play critical roles in academic and professional escalation: (1) *SAT* is widely used for undergraduate admissions in the United States, assessing students’ readiness for college through verbal and mathematical reasoning. (2) *GRE* is a common requirement for graduate school admissions, designed to evaluate verbal and quantitative reasoning skills. (3) *GMAT* serves as a gatekeeping exam for business school programs, emphasizing critical thinking, data interpretation, and logical reasoning. (4) *TOEFL* and *IELTS* are the two most widely recognized tests for evaluating English language proficiency among non-native speakers, commonly required for university admissions and immigration purposes in English-speaking countries. Among those tests, ESTBOOK focuses on **objective questions**, as they have certain answers and thus facilitate evaluations.

Modalities. ESTBOOK captures the structural and cognitive diversity among several modalities: text (T), math symbols (S), images (I), tables (Tb), and audio (A). These modalities reflect the multimodal nature of real-world ESTs, where students are required not only to process textual information but also to interpret mathematical expressions and visual data. For example, GRE and GMAT quantitative sections often combine symbolic reasoning with tabular and graphical inputs, while TOEFL and IELTS listening sections assess a learner’s ability to extract key information from spoken passages. With this wide range of input formats, ESTBOOK evaluates LLMs’ problem-solving capabilities in heterogeneous environment, which offers insights into how different modalities affect reasoning.

Sources. The data in ESTBOOK are sourced from publicly available educational materials and official preparation resources affiliated with each standardized test. Specifically, we collect questions from released practice exams [3, 18, 49], official preparation guides [11, 13, 42, 48, 8, 16], and open-access educational platforms [19, 35, 39, 30, 9] that align with the formats and content of SAT, GRE, GMAT, TOEFL, and IELTS. To ensure data diversity and authenticity, we include samples spanning different years, question formats, and difficulty levels. For multimodal questions, such as those involving tables, images, or audio clips, we reconstruct representative content that mirrors real test conditions, ensuring fidelity to the original test design while maintaining licensing compliance. All questions are manually validated for correctness, clarity, and alignment with the original intent of the corresponding exam section.

3.2 A Taxonomy of Tasks

To facilitate structured problem-solving with LLMs, we categorize each EST question type by aligning it with real-world cognitive-computational strategies commonly used in test preparation. As shown in Table 1, each question type is mapped to a specific task, which corresponds to a breakdown

Table 1: question types, their descriptions, number of instances, involved modalities, and involved tasks (defined in Section 3.2). Modality: "T"–text, "S"–math symbol, "I"–Image, "Tb"–tabular data, "A"–audio. Concrete examples are shown in Appendix A.

Section	Question Type (Abbreviation)	Description	Num	Modality	Task
SAT					
Reading & Writing	Information and Ideas (II)	Assess comprehension, reasoning, and inference skills	180	T	I,II
	Craft and Structure (CS)	Test vocabulary and how authors structure their writing	636	T	III
	Expression of Ideas (EI)	Test the logical flow and effectiveness of writing	210	T	III
	English Conventions (EC)	Focus on grammar, punctuation, and sentence structure	150	T	I,III
Math	Algebra (AG)	Test numeric equations, functions, and inequalities	243	T,S	IV,V
	Data Analysis (DA)	Interpret ratios, percentages, probabilities, and graphs	141	T,S	V
	Geometry & Trigonometry (GT)	Analyze angles, circles, areas, and trigonometric functions	153	T,S	IV
GRE					
Verbal	Text Completion (TC)	Fill in blank(s) (one/two/three) within a short passage	620	T	III
	Sentence Equivalence (SE)	Choose two words with the same meaning	620	T	VI
	Reading Comprehension (RC)	Answer questions based on a passage	562	T	I,II
Quantitative	Quant Comparison (QC)	Compare two quantities and select their relationship	150	T,S	VI
	Numeric Entry (NE)	Type the exact numerical answer	150	T,S	V
	Data Interpretation (DI)	Multi-choice questions from graphs, tables, or charts	150	T,S,I,Tb	IV,V
GMAT					
Verbal	Critical Reasoning (CR)	Analyze and evaluate an argument	244	T	III
	Reading Comprehension (RC)	Answer questions based on a passage	408	T	I,II
Quantitative	Problem Solving (PS)	Algebra, arithmetic, numerical, and statistical problems	408	T,S	IV,V
Data Insights	Data Sufficiency (DS)	Decide if a statement is sufficient to answer a question	400	T,S	IV
	Integrated Reasoning (IR)	Analyze tables, graphs, charts, or multiple sources	340	T,S,I,Tb	IV
TOEFL					
Reading	Factual Information (FI)	Identify facts in (or not in) the passage	620	T	I
	Inference & Reference (IR)	Infer information/word meaning/pronoun in context	415	T	II
	Text & Sentence (TS)	Insert texts, simplify a sentence, summarize a passage	310	T,Tb	I,II
Listening	Factual Information (FI)	Identify facts in (or not in) the lecture/conversation	300	A,T	I
	Inference (IF)	Understand tone/intention/opinion/relationship of ideas	150	A,T	II
IELTS					
Reading	Identifying Information (II)	Identify correctness of statement or author’s opinion	296	T	I
	Matching Sentence (MS)	Match head, opinion, or sentence endings	208	T	II,VI
	Completion (CP)	Complete sentence/summary/note/table/diagram label	592	T,I,Tb	III
Listening	Identification & Matching (IM)	Determine correct answers from the audio	520	A,T	VI
	Completion & Labeling (CL)	Complete a sentence or visual with words from the audio	1048	A,T,I,Tb	III
	Short Answer (SA)	Answer briefly using words from the recording	352	T,I,Tb	I,II

solution, i.e., a step-by-step reasoning path grounded in standardized test-solving strategies. We identify six distinct task categories as follows:

- **Task I: Evidence Finding** (*Breakdown: Identify Subject → Comprehend Text/Audio → Extract Discourse*) – This task involves identifying the central subject of the question, locating relevant textual or auditory evidence, and applying reasoning to extract the correct answer. It is common in reading comprehension sections of tests like GRE and TOEFL.
- **Task II: Semantic Reasoning** (*Breakdown: Parse Semantics → Localize Logical Scope → Resolve Contextual Meaning*) – This task requires interpreting fine-grained sentence semantics and resolving logical relationships or equivalence. Examples include GRE Sentence Equivalence and GMAT Critical Reasoning questions.
- **Task III: Structural Reasoning** (*Breakdown: Parse Syntactic Structure → Match Text → Predict Missing Element*) – Tasks such as sentence completion (GRE) or grammatical error detection (GMAT) fall into this category, where models must first analyze syntax and then select appropriate tokens to complete or correct the sentence.
- **Task IV: Data Interpretation** (*Breakdown: Formulate Analytical Goal → Parse Visual/Tabular Input → Analyze Data*) – Multimodal questions involving tables, charts, or diagrams require the model to interpret visual structures, extract relevant data, and perform computations. This applies to GRE Data Interpretation and GMAT Integrated Reasoning.
- **Task V: Numeric Calculation** (*Breakdown: Model Problem → Formulate Mathematical Representation → Perform Symbolic/Numeric Computation*) – This task is typical of math-focused questions that require translating natural language descriptions into formal mathematical expres-

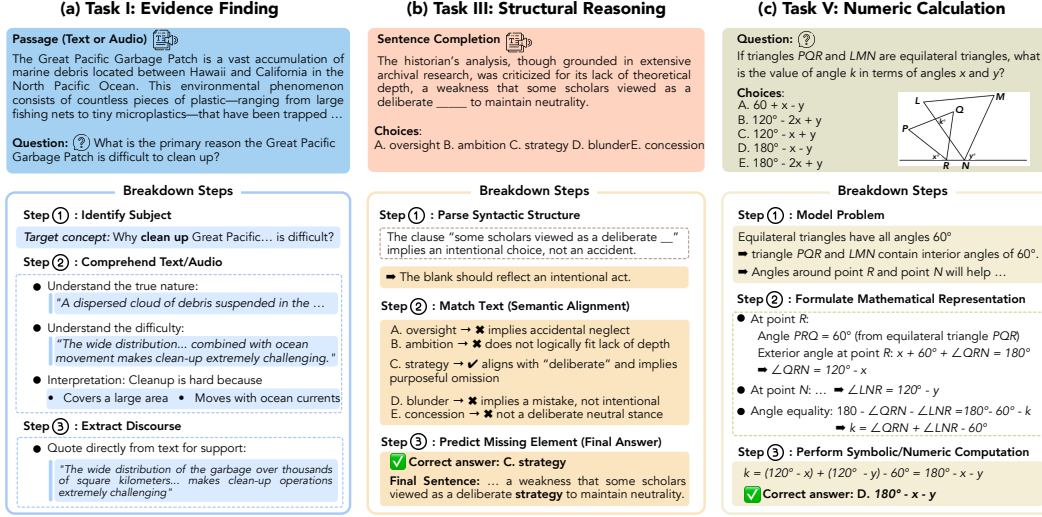


Figure 2: Illustrative breakdown examples for solving EST questions.

sions, followed by symbolic manipulation or numeric computation. Examples include SAT Math and GMAT Problem Solving sections.

- **Task VI: Comparative Judgment** (Breakdown: *Identify Comparative Entities* → *Apply Constraints* → *Evaluate Logical Relationship*) – This task evaluates whether the model can assess sufficiency, equivalence, or constraint satisfaction, as seen in GRE Quantitative Comparison and GMAT Data Sufficiency questions.

Those tasks also serve as the foundation for our Breakdown Analysis (Section 4.3).

4 Experiment

ESTBOOK aims to empirically answer several research questions: **RQ₁**: How do different LLMs perform on EST problem-solving tasks under various prompting strategies? **RQ₂**: What is the inference-time efficiency of LLMs across different EST question types? **RQ₃**: How effective are LLMs at completing individual steps within structured problem-solving workflows?

LLMs. Given the multimodal nature of ESTBOOK, we evaluate several industry-leading Visual LLMs (VLLMs)—GPT-4V, LLaMA-3.2-90B, Qwen-VL-Max, and Claude-3-Opus—along with representative Multimodal LLMs (MLLMs), including GPT-4o and Gemini-Pro. For VLLMs, we adopt OpenAI’s Whisper [2, 12] to transcribe audio data within listening tasks in TOEFL and IELTS.

Prompting Strategy. We evaluate three popular prompting methods: **(1) In-Context Learning (ICL)**: Besides basic instructions to describe the question type, the prompt also includes several (we select five) examples to offer LLMs the solution style. **(2) Chain-of-Thought (CoT)** [5, 54]: The prompt encourages the model to generate intermediate reasoning steps before generating final answers. **(3) Tree-of-Thought (ToT)** [24, 50]: An advanced strategy that guides the model to explore multiple reasoning paths and select the most plausible one. Prompt layouts are shown in Appendix B.

Metrics. We adopt *Accuracy* as the primary metric as most ESTs (SAT, GRE, GMAT, and IELTS) have no partial credit awarded even if selected answers are partially correct. Besides, we use *F1 score* on TOEFL as it allows partial scoring. We also measure *Inference Time* (4.2) and semantic similarity using *BERTScore* [1, 27] (4.3) for tailored evaluations to address RQ₂ and RQ₃, respectively.

4.1 Evaluating LLMs Performance on ESTBOOK (RQ₁)

Problem-Solving Abilities. Table 2 presents the performance of various LLMs on ESTBOOK. Despite extensive pretraining on large-scale English corpora, these models exhibit substantial variability

Table 2: Results of LLMs problem-solving abilities on ESTBOOK, using corresponding metrics tailored to each question type.

Task	GPT-4V			GPT-4o			Claude-3-Opus			Llama-3.2-90B			Qwen-VL-Max			Gemini-Pro		
	ICL	CoT	ToT	ICL	CoT	ToT	ICL	CoT	ToT	ICL	CoT	ToT	ICL	CoT	ToT	ICL	CoT	ToT
<i>SAT</i>																		
II	73.3	80.6	85.6	74.4	83.3	87.2	85.0	86.7	91.1	83.9	88.3	92.2	88.3	88.9	93.3	85.0	88.9	93.3
CS	68.2	77.4	84.9	77.0	86.6	89.8	55.8	71.1	67.9	46.4	64.6	58.3	75.6	84.9	80.3	96.7	95.8	88.8
EI	78.1	79.5	78.6	85.7	86.2	84.8	50.5	65.7	67.6	48.6	51.4	53.8	59.0	60.5	68.1	72.4	71.0	73.8
EC	84.7	89.3	97.3	96.0	98.7	86.7	72.0	75.3	71.3	64.0	66.7	65.3	81.3	78.7	80.7	93.3	92.0	94.0
AG	28.4	44.0	60.9	31.7	55.6	78.2	33.3	54.3	81.1	30.0	48.6	71.6	35.8	52.7	83.5	34.2	53.5	86.0
DA	56.7	70.9	85.8	60.3	83.0	93.6	58.2	73.0	92.9	51.1	63.1	89.4	54.6	69.5	91.5	53.9	71.6	90.1
GT	66.7	64.7	67.3	73.9	74.5	72.5	49.7	52.3	48.4	41.2	43.1	39.9	33.3	31.4	34.6	58.8	60.1	57.5
<i>GRE</i>																		
TC	72.6	77.4	83.1	68.5	72.9	84.8	69.4	77.1	75.0	53.5	63.7	62.9	67.7	74.2	79.8	68.5	81.6	85.5
SE	78.9	81.0	79.8	87.7	88.4	88.9	85.5	83.9	84.7	66.0	68.9	65.3	71.8	75.6	73.9	77.6	76.3	78.1
RC	67.1	77.8	86.1	83.6	89.0	84.7	61.9	70.6	78.3	46.3	56.0	77.6	70.6	77.8	82.0	56.9	76.9	80.2
QC	55.3	57.3	51.3	52.0	56.7	40.7	41.3	50.0	45.3	51.3	57.3	44.0	54.7	52.7	46.7	48.0	61.3	56.0
NE	32.7	38.0	52.7	28.7	35.3	50.0	17.3	26.7	38.0	23.3	32.7	47.3	29.3	30.0	42.7	26.0	36.7	31.3
DI	52.0	56.0	73.3	32.7	37.3	66.0	21.3	26.7	54.7	40.0	42.7	68.0	38.7	41.3	64.0	48.0	50.7	70.7
<i>GMAT</i>																		
CR	62.3	77.9	72.5	57.4	72.5	73.4	55.7	82.4	76.2	65.6	70.5	73.4	57.4	77.9	71.7	56.1	77.9	73.8
RC	79.2	88.7	91.4	85.5	92.9	96.6	63.5	83.1	88.2	47.3	77.9	74.8	68.6	77.2	77.9	59.1	77.9	78.9
PS	24.0	34.3	41.2	26.0	33.3	59.1	19.1	26.0	66.7	18.6	21.8	38.7	22.1	27.5	35.8	25.0	29.2	41.4
DS	14.5	26.8	24.5	13.5	35.5	44.2	12.0	17.5	20.8	13.8	15.8	22.3	14.8	22.5	25.2	9.0	15.8	23.5
IR	11.2	13.8	22.1	11.8	17.9	21.5	8.8	16.5	18.8	3.2	18.8	21.2	10.0	11.8	19.7	12.1	15.6	22.4
<i>TOEFL</i>																		
FI	82.3	86.3	92.7	85.5	95.8	97.9	76.6	85.8	83.9	65.3	70.2	67.9	73.2	71.0	76.8	73.5	86.3	89.4
IR	63.4	85.3	87.7	79.3	85.1	87.5	55.9	61.0	65.8	46.0	65.1	60.7	73.5	75.7	77.6	79.0	84.1	85.5
TS	83.9	86.1	84.8	83.9	85.2	82.6	83.5	86.1	85.2	74.2	76.8	75.5	73.5	76.1	74.8	66.1	67.4	68.4
FI	93.7	95.7	97.7	94.0	94.7	99.3	80.7	88.3	82.7	67.7	71.0	79.0	74.7	71.3	78.3	81.3	94.7	92.0
IF	62.0	64.7	67.3	81.3	93.3	95.3	70.7	86.0	82.7	55.3	56.7	62.0	53.3	64.7	57.3	68.0	74.7	82.7
<i>IELTS</i>																		
II	79.1	84.8	82.8	81.1	86.8	90.2	79.1	84.8	81.4	75.7	76.0	72.3	73.0	78.7	75.7	83.1	85.1	88.2
MS	83.7	85.1	81.3	81.7	83.7	85.1	73.1	83.7	85.6	66.8	76.0	78.4	69.2	72.6	75.5	75.5	84.1	82.2
CP	66.0	67.2	72.1	83.1	84.1	86.5	71.8	86.0	88.2	58.4	75.7	78.0	73.5	74.8	78.0	82.1	83.1	85.3
IM	83.7	84.8	88.3	90.6	92.3	94.6	74.0	74.8	76.9	64.2	65.8	69.2	73.1	74.0	76.9	83.7	91.2	94.4
CL	80.5	84.6	83.1	83.6	95.2	93.3	72.5	75.8	74.1	41.3	63.6	70.6	58.2	66.7	69.9	76.1	84.5	92.3
SA	83.0	86.4	84.7	83.0	86.4	84.7	73.9	77.0	75.0	66.2	70.2	67.6	73.3	76.4	74.7	82.1	84.9	83.2

across different EST tasks, even within similar domains and modalities. For instance, in linguistic tasks such as GRE Expression of Ideas (EI) and English Conventions (EC), GPT-4V achieves 78.6% and 97.3% accuracy, respectively, revealing its inconsistent ability to handle fine-grained distinctions in grammar, style, and logical flow. This suggests that LLMs often struggle with the contextual sensitivity required for generalizing to diverse test problems.

Influence of Modality Complexity. The limitations of LLMs become more obvious when complex modalities are involved, such as GMAT Integrated Reasoning (IR) and GRE Data Interpretation (DI).

Case Study I. (GMAT – Integrated Reasoning): You are given (i) A **table** showing sales data by region and quarter (e.g., North America). (ii) A **text passage** describing factors that influenced sales in different regions (e.g., "A new competitor entered the European market in Q2...").

Question: "Which region experienced the largest relative revenue drop between Q1 and Q2?"

Challenges for LLMs: 1. **Mapping text to table:** GPT-4o and Claude fail to connect the textual clue ("new competitor in Europe") with the relevant table entry (Europe, Q2 revenue).

2. **Reasoning with partial information:** Gemini-Pro overlooks the hint about the competitor's impact and fails to compare percentage drops across regions, missing the correct answer.

The challenge is twofold: first, models must align disparate representations (e.g., mapping textual queries to tabular structures); second, they must reason over incomplete or distributed evidence, a skill that current architectures and training regimes are not fully optimized for.

These multimodal failures suggest that achieving human-level performance on ESTs requires more than language modeling proficiency; it demands integrated reasoning capabilities that span visual, symbolic, and logical modalities. Together, these observations highlight the inherent difficulty of

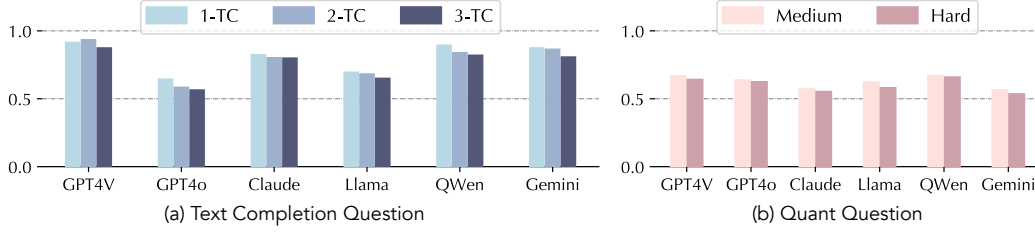


Figure 3: LLM performance across varying levels of question difficulty, using CoT due to its representativeness. We focus on GRE text completion tasks with 1-, 2-, and 3-blanks, as well as available medium- and hard-level quantitative problems.

EST-style questions and the under-preparedness of even the strongest LLMs to serve as reliable tutors for real-world educational settings.

Impact by Prompting Complexity. We also find that more sophisticated prompting strategies (e.g., ToT) do not consistently lead to better performance, although more enriched reasoning is provided:

Case Study II (Text Completion): *Although it is easy to imagine that the ____ of technological innovation has accelerated innovation has proceeded at a fairly ____ pace since the Industrial Revolution. Options: 1. (i) tempo, (ii) constant. Options: 2. (i) novelty, (ii) sporadic. Options: 3. (i) velocity, (ii) erratic.*

CoT focuses on overall sentence coherence: The sentence suggests a contrast between the perception that innovation has *accelerated* and the Thus, the correct answer is **Option 1**.

ToT forces blank-by-blank exploration: Branch 1: For first blank. (1.a) Option "tempo" → meaning = speed. (1.b) Option "novelty" → meaning = newness Branch 2: For the second blank (2.a) Option "constant" → meaning = unchanging **Final Answer: Option 3 (i) velocity, (ii) erratic.** (LLM gets confused due to multiple branches and partial fits.)

This suggests that complex reasoning frameworks may sometimes introduce additional cognitive overhead without corresponding gains in accuracy, particularly for models not explicitly optimized for such structured inference.

Influence of Question Difficulty. We further investigate how question difficulty influences LLM performance. While many EST datasets (e.g., SAT, GMAT) do not provide explicit difficulty annotations, we focus on GRE questions, which allow for clearer categorization. Specifically, text completion (TC) questions are divided into one-, two-, and three-blank formats, where a greater number of blanks typically corresponds to higher difficulty. Similarly, GRE quantitative (Quant) questions are pre-labeled as either medium or hard. Figure 3 presents LLM performance across these difficulty levels. Interestingly, we observe no clear performance degradation as difficulty increases. For instance, GPT-4V achieves comparable accuracy on 3-blank TC questions (86%) and 1-blank TC questions (90%). These results suggest that LLMs may not be sensitive to human-defined difficulty levels and instead exhibit an equilibrium across structurally similar problems, regardless of their intended complexity in English or mathematical settings.

4.2 Inference Efficiency (RQ₂)

Another important consideration is the inference time of LLMs. To analyze the relationship between inference time and answer correctness, we record the generation time (in seconds) for each response and categorize the results into two groups: correctly answered and incorrectly answered questions. We then plot the distribution of inference times for both groups, as shown in Figure 4.

From the box plots, we observe that the inference times for correct and incorrect predictions are similar, without a notable separation between the two groups. To statistically validate this observation, we perform a two-tailed Mann–Whitney U test [31]. The Mann–Whitney U test is a non-parametric hypothesis test that assesses whether two independent samples come from the same distribution. It evaluates whether the distributions differ in location (median) or overall shape.

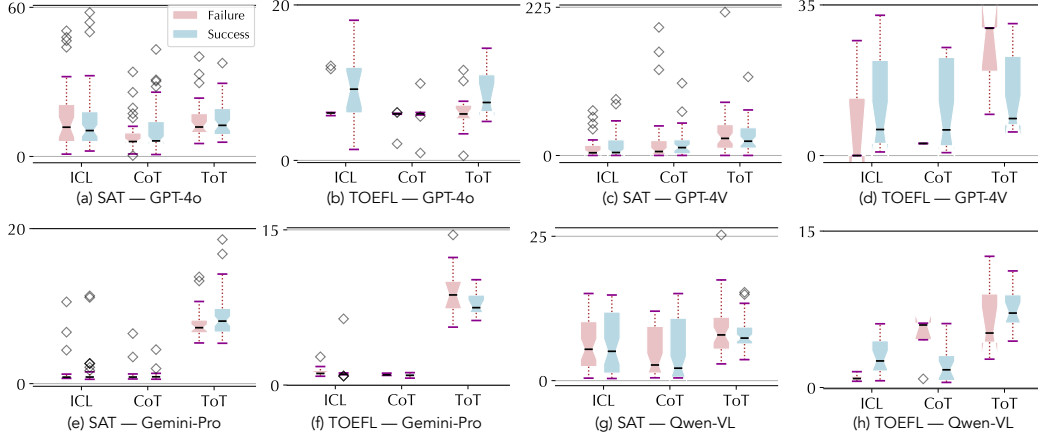


Figure 4: Inference time (in seconds) for failed and successful cases. More results are in Figure 6.

Table 3: Mann–Whitney U test of the inference time between failed and successful cases. We report p-values to assess the statistical significance of differences between the success and failure groups. Additional results are presented in Table 5.

Exam	GPT-4o			GPT-4V			Gemini-Pro			Qwen-VL-Max		
	ICL	CoT	ToT	ICL	CoT	ToT	ICL	CoT	ToT	ICL	CoT	ToT
SAT	0.528	0.304	0.531	0.197	0.117	0.512	0.994	0.449	0.105	0.734	0.377	0.884
TOEFL	0.140	0.802	0.126	0.295	0.640	0.115	0.267	0.414	0.231	0.159	0.088	0.374

As listed in Table 3, across all evaluated models (GPT-4o and Gemini-Pro), the Mann–Whitney U tests yield p-values higher than 0.05 (a commonly used significance level), indicating no statistically significant difference between the inference time distributions of correct and incorrect predictions. This suggests that the time an LLM spends on answering a question does not correlate with answer correctness. Inference time appears largely independent of answer quality on the EST benchmark.

4.3 Breakdown Analysis: Isolated Measurement of Each Reasoning Step (RQ₃)

Next, we evaluate the step-by-step capabilities of LLMs in solving diverse EST tasks. As defined in Section 3.2, these tasks span six categories, each associated with a structured sequence of reasoning steps necessary for successful problem-solving. In our experiments, we assume the ground-truth outputs for preceding steps are provided, thereby isolating each reasoning stage and avoiding the compounding of upstream errors. Figures 5 and Appendix C present the breakdown analysis results, with detailed evaluation metrics in Appendix C.1. We derive the following observations:

LLMs Are Strong Formulators but Weak Reasoners. Overall, we observe that LLMs consistently excel in the initial step across all tasks, achieving up to 97% accuracy. These early steps—such as task identification, problem formulation, or topic modeling—demonstrate the models’ strong capability to interpret and structure EST problems appropriately. However, performance significantly declines in subsequent reasoning steps, which vary across tasks. This decline is particularly evident in tasks that demand causality inference or evidence synthesis.

Case Study III (GMAT – Critical Reasoning): "A recent study found that cities with more EV charging stations tend to have lower levels of air pollution. As a result, the city of Greentown has decided to install a large number of EV charging stations to reduce its pollution levels."

LLM Reasoning: We observe that: (1) GPT-4o and Claude incorrectly state "The city of Greentown currently has a very small number of EVs in use" due to being distracted by the phrase "the current number of EVs that does not directly relevant to causal logic. (2) Qwen concludes air pollution levels in Greentown are highest during winter months, which is irrelevant.

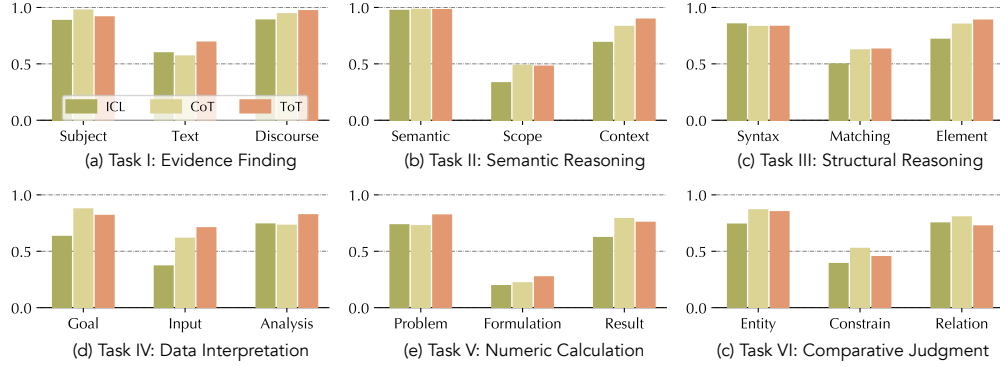


Figure 5: Breakdown analysis across all included tasks I-VI (Section 3.2) on GPT-4V.

These results suggest that while LLMs are proficient at understanding and framing problems, they remain limited and unstable in executing complex reasoning chains—an essential requirement for robust educational support.

Complex Logic Has More Impact on LLM Screening than Long Context. We find that context length alone does not impede LLMs to locate relevant information. Instead, reasoning complexity plays a greater role in determining success or failure. Models can navigate long inputs effectively if the task only requires surface-level matching, but they often fail when logical integration across multiple sentences is required. These results suggest that long context alone is not a major barrier for modern LLMs. However, once the task requires multi-hop reasoning or integrating dispersed evidence, even top-performing models struggle.

Numeric Entry and Multi-Modality Significantly Impede LLM Reasoning. Tasks involving numeric input and multimodal understanding (e.g., math from SAT) remain particularly challenging for LLMs. Unlike classification-style questions with fixed answer choices, numeric-entry tasks require precise mathematical formulation, symbolic manipulation, and error-free calculation—all of which are error-prone in current models.

Case Study IV (GRE Quant – Numeric Entry): *"If the sum of three consecutive odd integers is 111, what is the smallest of the three?"*

LLM Reasoning: Claude generates an incorrect expression: $x + x + 1 + x + 2 = 111$ as it treats the numbers as consecutive integers rather than odd integers (which should be $x + x + 2 + x + 4 = 111$).

The challenge is amplified in multimodal settings, where the model must align visual, tabular, or symbolic inputs with textual queries before reasoning can even begin.

Case Study V (GMAT Integrated Reasoning – Table + Math Computation): A question requires *"selecting a product with the highest profit margin based on a table of costs and revenues."* GPT-4V incorrectly reads the table and subtracts the cost from total units sold rather than revenue, leading to an invalid numeric result.

Due to space constraints, additional findings and case studies are provided in Appendix C.2 and C.3.

5 Conclusion

This work explores the potential and limitations of LLMs in supporting autodidactic learning, particularly in the context of English Standardized Test (EST) preparation. Through the construction of ESTBOOK, a multimodal and diverse benchmark encompassing five major ESTs, we provide a rigorous framework for evaluating LLMs across a variety of question types and modalities. Our empirical findings reveal that, despite their linguistic fluency, current LLMs fall short in consistently solving EST-style problems and display notable variation in performance across domains. Furthermore, our proposed breakdown analysis highlights specific reasoning failures, offering a granular diagnostic approach to inform model development.

References

- [1] Bashaer Alsafari, Eric Atwell, Aisha Walker, and Martin Callaghan. Towards effective teaching assistants: From intent-based chatbots to llm-powered teaching assistants. *Natural Language Processing Journal*, 8:100101, 2024.
- [2] Allison Andreyev. Quantization for openai’s whisper models: A comparative analysis. *arXiv preprint arXiv:2503.09905*, 2025.
- [3] Jed I Appelrouth and Karen M Zabrocky. Preparing for the sat: A review. *College and University*, 92(1):2, 2017.
- [4] Nursultan Askarbekuly and Nenad Aničić. Llm examiner: automating assessment in informal self-directed e-learning using chatgpt. *Knowledge and Information Systems*, 66(10):6133–6150, 2024.
- [5] Zhenni Bi, Kai Han, Chuanjian Liu, Yehui Tang, and Yunhe Wang. Forest-of-thought: Scaling test-time compute for enhancing llm reasoning, 2025.
- [6] Yupeng Chang, Xu Wang, Jindong Wang, Yuan Wu, Linyi Yang, Kaijie Zhu, Hao Chen, Xiaoyuan Yi, Cunxiang Wang, Yidong Wang, et al. A survey on evaluation of large language models. *ACM transactions on intelligent systems and technology*, 15(3):1–45, 2024.
- [7] Cheng-Han Chiang, Wei-Chih Chen, Chun-Yi Kuan, Chienchou Yang, and Hung-yi Lee. Large language model as an assignment evaluator: Insights, feedback, and challenges in a 1000+ student course. *arXiv preprint arXiv:2407.05216*, 2024.
- [8] College Board. Digital sat sample questions and answer explanations. <https://satsuite.collegeboard.org/media/pdf/digital-sat-sample-questions.pdf>, 2022.
- [9] GMAT Club. Gmat club: Best gmat prep, tests, mba admissions and courses, 2025.
- [10] Robert Godwin-Jones. Distributed agency in second language learning and teaching through generative ai. *arXiv preprint arXiv:2403.20216*, 2024.
- [11] Graduate Management Admission Council (GMAC). *GMAT Official Guide 2025–2026 Bundle: Books + Online Question Bank*. Wiley, 1st edition, 2025.
- [12] Calbert Graham and Nathan Roll. Evaluating openai’s whisper asr: Performance analysis across diverse accents and speaker traits. *JASA Express Letters*, 4(2), 2024.
- [13] Gary R Gruber. *Gruber’s Complete GRE Guide 2012*. Sourcebooks, Inc., 2011.
- [14] Alex Guilherme. Ai and education: the importance of teacher and student relations. *AI & society*, 34:47–54, 2019.
- [15] Alexandara Harry. Role of ai in education. *Interdisciplinary Journal & Hummanity (INJURY)*, 2(3), 2023.
- [16] Lisa Zimmer Hatch, Scott A. Hatch, and Sandra Luna McCune. *GMAT Prep 2024/2025 For Dummies (GMAT Focus Edition): Book + 3 Practice Tests + 100 Flashcards Online*. For Dummies, 11th edition, 2023.
- [17] Wayne Holmes and Ilkka Tuomi. State of the art and practice in ai in education. *European journal of education*, 57(4):542–570, 2022.
- [18] IELTS-up. Ielts listening practice tests. <https://ielts-up.com/listening/ielts-listening-practice.html>, 2023.
- [19] Anghelo Josué, Mirna Carolina Bedoya-Flores, Erick Fabián Mosquera-Quiñonez, Ángel Enrique Mesías-Simisterra, and José Vicencio Bautista-Sánchez. Educational platforms: Digital tools for the teaching-learning process in education. *Ibero-American Journal of Education & Society Research*, 3(1):259–263, 2023.

- [20] Ryuto Koike, Masahiro Kaneko, and Naoaki Okazaki. Outfox: Llm-generated essay detection through in-context learning with adversarially generated examples. In *Proceedings of the AAAI Conference on Artificial Intelligence*, volume 38, pages 21258–21266, 2024.
- [21] Yu-Ju Lan and Nian-Shing Chen. Teachers’ agency in the era of llm and generative ai. *Educational Technology & Society*, 27(1):I–XVIII, 2024.
- [22] Unggi Lee, Sanghyeok Lee, Junbo Koh, Yeil Jeong, Haewon Jung, Gyuri Byun, Yunseo Lee, Jewoong Moon, Jieun Lim, and Hyeoncheol Kim. Generative agent for teacher training: Designing educational problem-solving simulations with large language model-based agents for pre-service teachers. *NeurIPS’23 Workshop on Generative AI for Education (GAIED)*, 2023.
- [23] Zhenwen Liang, Ye Liu, Tong Niu, Xiangliang Zhang, Yingbo Zhou, and Semih Yavuz. Improving llm reasoning through scaling inference computation with collaborative verification. *arXiv preprint arXiv:2410.05318*, 2024.
- [24] Jieyi Long. Large language model guided tree-of-thought. *arXiv preprint arXiv:2305.08291*, 2023.
- [25] Pan Lu, Hritik Bansal, Tony Xia, Jiacheng Liu, Chunyuan Li, Hannaneh Hajishirzi, Hao Cheng, Kai-Wei Chang, Michel Galley, and Jianfeng Gao. Mathvista: Evaluating mathematical reasoning of foundation models in visual contexts. *arXiv preprint arXiv:2310.02255*, 2023.
- [26] Rose Luckin and Wayne Holmes. Intelligence unleashed: An argument for ai in education. 2016.
- [27] Joy Mahapatra and Utpal Garain. Impact of model size on fine-tuned llm performance in data-to-text generation: A state-of-the-art investigation. *arXiv preprint arXiv:2407.14088*, 2024.
- [28] Doaa Mahmud, Hadeel Hajmohamed, Shamma Almentheri, Shamma Alqaydi, Lameya Aldhaheer, Ruhul Amin Khalil, and Nasir Saeed. Integrating llms with its: Recent advances, potentials, challenges, and future directions. *IEEE Transactions on Intelligent Transportation Systems*, 2025.
- [29] Pratyusha Maiti and Ashok K Goel. How do students interact with an llm-powered virtual teaching assistant in different educational settings? *arXiv preprint arXiv:2407.17429*, 2024.
- [30] Abdullah Mallik. Sat suite question bank categories. <https://sat-questions.onrender.com/categories>, 2025.
- [31] Patrick E McKnight and Julius Najab. Mann-whitney u test. *The Corsini encyclopedia of psychology*, pages 1–1, 2010.
- [32] Ahmadreza Mohebbi. Enabling learner independence and self-regulation in language education using ai tools: a systematic review. *Cogent Education*, 12(1):2433814, 2025.
- [33] Alexander Tobias Neumann, Yue Yin, Sulayman Sowe, Stefan Decker, and Matthias Jarke. An llm-driven chatbot in higher education for databases and information systems. *IEEE Transactions on Education*, 2024.
- [34] Shuai Peng, Di Fu, Liangcai Gao, Xiuqin Zhong, Hongguang Fu, and Zhi Tang. Multi-math: Bridging visual and mathematical reasoning for large language models. *arXiv preprint arXiv:2409.00147*, 2024.
- [35] Juanan Pereira, Juan-Miguel López, Xabier Garmendia, and Maider Azanza. Leveraging open source llms for software engineering education and training. In *2024 36th International Conference on Software Engineering Education and Training (CSEE&T)*, pages 1–10. IEEE, 2024.
- [36] Mahefa Abel Razafinirina, William Germain Dimbisoa, and Thomas Mahatody. Pedagogical alignment of large language models (llm) for personalized learning: a survey, trends and challenges. *Journal of Intelligent Learning Systems and Applications*, 16(4):448–480, 2024.

- [37] Hamoun Sabri, Muhammad HA Saleh, Parham Hazrati, Keith Merchant, Jonathan Misch, Purnima S Kumar, Hom-Lay Wang, and Shayan Barootchi. Performance of three artificial intelligence (ai)-based large language models in standardized testing: implications for ai-assisted dental education. *Journal of periodontal research*, 60(2):121–133, 2025.
- [38] Ranjan Sapkota, Rizwan Qureshi, Syed Zohaib Hassan, John Shutske, Maged Shoman, Muhammad Sajjad, Fayaz Ali Dharejo, Achyut Paudel, Jiajia Li, Zhichao Meng, et al. Multi-modal llms in agriculture: A comprehensive review. *Authorea Preprints*, 2024.
- [39] SAT Questions. Sat practice questions and categories. <https://sat-questions.onrender.com/categories>, 2023.
- [40] Maximilian Schmidhuber and Udo Kruschwitz. Llm-based synthetic datasets: Applications and limitations in toxicity detection. *LREC-COLING*, 37:2024, 2024.
- [41] Robin Schmucker, Meng Xia, Amos Azaria, and Tom Mitchell. Ruffle&riley: Insights from designing and evaluating a large language model-based conversational tutoring system. In *International Conference on Artificial Intelligence in Education*, pages 75–90. Springer, 2024.
- [42] TOEFL Test Prep. Toefl test preparation website. <https://toefltestprep.com/>, 2023.
- [43] Zefeng Wang, Zhen Han, Shuo Chen, Fan Xue, Zifeng Ding, Xun Xiao, Volker Tresp, Philip Torr, and Jindong Gu. Stop reasoning! when multimodal llm with chain-of-thought reasoning meets adversarial image. *arXiv preprint arXiv:2402.14899*, 2024.
- [44] Rongxuan Wei, Kangkang Li, and Jiaming Lan. Improving collaborative learning performance based on llm virtual assistant. In *2024 13th International Conference on Educational and Information Technology (ICEIT)*, pages 1–6. IEEE, 2024.
- [45] Sean Welleck, Amanda Bertsch, Matthew Finlayson, Hailey Schoelkopf, Alex Xie, Graham Neubig, Ilya Kulikov, and Zaid Harchaoui. From decoding to meta-generation: Inference-time algorithms for large language models. *arXiv preprint arXiv:2406.16838*, 2024.
- [46] Bingbing Wen, Bill Howe, and Lucy Lu Wang. Characterizing llm abstention behavior in science qa with context perturbations. *arXiv preprint arXiv:2404.12452*, 2024.
- [47] Qingsong Wen, Jing Liang, Carles Sierra, Rose Luckin, Richard Tong, Zitao Liu, Peng Cui, and Jiliang Tang. Ai for education (ai4edu): Advancing personalized education with llm and adaptive learning. In *Proceedings of the 30th ACM SIGKDD Conference on Knowledge Discovery and Data Mining*, pages 6743–6744, 2024.
- [48] Ron Woldoff. *GRE 5-Hour Quick Prep For Dummies*. John Wiley & Sons, 2024.
- [49] Ron Woldoff and Joseph Kraynak. *GRE For Dummies: With Online Practice Tests*. John Wiley & Sons, 2015.
- [50] Shunyu Yao, Dian Yu, Jeffrey Zhao, Izhak Shafran, Tom Griffiths, Yuan Cao, and Karthik Narasimhan. Tree of thoughts: Deliberate problem solving with large language models. *Advances in neural information processing systems*, 36:11809–11822, 2023.
- [51] Dharunish Yugeswardeenoo, Kevin Zhu, and Sean O’Brien. Question-analysis prompting improves llm performance in reasoning tasks. *arXiv preprint arXiv:2407.03624*, 2024.
- [52] Di Zhang, Jianbo Wu, Jingdi Lei, Tong Che, Jiatong Li, Tong Xie, Xiaoshui Huang, Shufei Zhang, Marco Pavone, Yuqiang Li, et al. Llama-berry: Pairwise optimization for o1-like olympiad-level mathematical reasoning. *arXiv preprint arXiv:2410.02884*, 2024.
- [53] Wenxuan Zhang, Mahani Aljunied, Chang Gao, Yew Ken Chia, and Lidong Bing. M3exam: A multilingual, multimodal, multilevel benchmark for examining large language models. *Advances in Neural Information Processing Systems*, 36:5484–5505, 2023.
- [54] Xuan Zhang, Chao Du, Tianyu Pang, Qian Liu, Wei Gao, and Min Lin. Chain of preference optimization: Improving chain-of-thought reasoning in llms. *Advances in Neural Information Processing Systems*, 37:333–356, 2024.

- [55] Yizhuo Zhang, Heng Wang, Shangbin Feng, Zhaoxuan Tan, Xiaochuang Han, Tianxing He, and Yulia Tsvetkov. Can llm graph reasoning generalize beyond pattern memorization? *arXiv preprint arXiv:2406.15992*, 2024.
- [56] Zheyuan Zhang, Daniel Zhang-Li, Jifan Yu, Linlu Gong, Jinchang Zhou, Zhanxin Hao, Jianxiao Jiang, Jie Cao, Huiqin Liu, Zhiyuan Liu, et al. Simulating classroom education with llm-empowered agents. *arXiv preprint arXiv:2406.19226*, 2024.

A Complementary Information of Question Types

This appendix provides a brief description of each question type covered across SAT, GRE, GMAT, TOEFL, and IELTS, along with a concrete example. In the examples below, long passages are truncated with “...” for brevity.

SAT Reading & Information and Ideas (II). Tests comprehension of written passages across diverse subjects. Students must identify main ideas, understand explicit details, make logical inferences, and draw evidence-based conclusions. Requires distinguishing between stated facts and implied meanings while recognizing the author’s purpose and how ideas relate to one another. Success depends on analytical reading rather than simply locating isolated facts.

Passage: The industrial revolution transformed societies by shifting labor from farms to factories, fundamentally altering social structures and economic relationships. As rural populations migrated to urban centers seeking employment, traditional family units were disrupted...

Question: According to the passage, what was one major social change brought about by the industrial revolution?

- A. The development of new agricultural techniques
- B. The disruption of traditional family structures
- C. The elimination of class divisions in society
- D. The reduction in opportunities for social mobility

SAT Writing Craft and Structure (CS). Evaluates understanding of vocabulary in context and text organization. Students must select appropriate words based on context, analyze how ideas develop across paragraphs, and recognize how structure enhances effectiveness. Requires understanding both denotative and connotative meanings while evaluating how word choice affects tone, style, and precision of expression.

Sentence: The scientist’s findings were _____, shedding light on the mysterious behaviors of subatomic particles that had puzzled physicists for decades...

- A. groundbreaking
- B. world-class
- C. groundbreaking and thrilling
- D. groundbreaking, thrilling

SAT Expression of Ideas (EI). Focuses on writing effectiveness and logical flow. Students evaluate and improve coherence, cohesion, and clarity by combining sentences, reorganizing information, or modifying details. Requires determining relevance, identifying optimal placement for new information, and understanding how structural changes affect meaning and emphasis. Tests ability to develop logically connected ideas with appropriate support.

Revision Task: Improve the coherence of the following sentence pair to create a more logical flow: “I love classical music. Beethoven’s symphonies are my favorite.”

Possible revisions:

- A. I love classical music, especially Beethoven’s symphonies, which are my favorite.
- B. Because I love classical music, Beethoven’s symphonies are my favorite.
- C. I love classical music; indeed, Beethoven’s symphonies are my favorite.
- D. No change necessary.

SAT English Conventions (EC). Assesses command of standard English grammar, punctuation, and sentence structure. Topics include verb tense/agreement, pronoun usage, parallel structure, modifier placement, and appropriate punctuation. Students must identify and correct errors in sentences or paragraphs. Evaluates practical application of grammatical rules rather than theoretical knowledge.

Sentence: Each of the students (have / has) submitted their essay on time, and the teacher (is / are) pleased with the quality of work...

- A. have, is
- B. has, is
- C. have, are
- D. has, are

SAT Math Algebra (AG). Tests ability to work with algebraic expressions, equations, inequalities, and functions. Requires solving linear/quadratic equations, manipulating expressions, understanding variable relationships, and analyzing functions. Students must apply algebraic concepts to model real-world situations and connect symbolic representations with graphs. Assesses both procedural fluency and conceptual understanding.

Solve for x : $\frac{2x-3}{x+1} = 4$

- A. $x = 7$
- B. $x = -7$
- C. $x = 7/3$
- D. $x = -7/3$
- E. No solution exists

SAT Data Analysis (DA). Evaluates interpretation of various data forms. Students analyze ratios, rates, percentages, proportions, and probabilities while interpreting information from tables, charts, and graphs. Requires understanding statistical concepts (mean, median, mode) and using data to draw conclusions. Tests quantitative literacy skills needed for interpreting real-world numerical information.

A circle graph shows that 30% of students prefer tea, 50% coffee, and 20% water. If 200 students were surveyed, how many prefer coffee?

- A. 60
- B. 100
- C. 40
- D. 50
- E. Cannot be determined from the information given

SAT Geometry & Trigonometry (GT). Covers geometric figures, coordinate geometry, and trigonometric relationships. Questions involve angles, lines, polygons, circles, 3D figures, coordinate systems, and trigonometric functions. Students calculate areas, perimeters, volumes, and distances while applying properties of various shapes. Tests spatial reasoning and connection of algebraic and geometric representations.

In right triangle ABC with right angle at C , if $AC = 3$ and $BC = 4$, what is $\sin A$?

- A. $3/5$
- B. $4/5$
- C. $3/4$
- D. $4/3$
- E. $5/3$

GRE Text Completion (TC). Assesses vocabulary and comprehension by requiring completion of blanks in short passages. Students must understand author's intent, logical relationships between sentences, and overall context. Difficulty increases with multiple blanks where choices must work cohesively. Tests vocabulary breadth and understanding of how words function within complex contexts.

Though praised for its _____ innovations, the clock's design was too _____ to gain widespread adoption among consumers who valued simplicity and ease of use...

- A. aesthetic ... cumbersome
- B. mechanical ... simplified
- C. technological ... intuitive
- D. functional ... intricate
- E. rudimentary ... complex

GRE Sentence Equivalence (SE). Requires selecting two words that create sentences with equivalent meanings when inserted. Students must identify words that produce the same overall meaning in context, understanding subtle connotative differences. Tests vocabulary depth, contextual word usage, and ability to maintain consistent meaning across different word choices.

Her lecture was so _____ that many students struggled to stay awake.

- A. engaging
- B. soporific
- C. bewildering
- D. tedious
- E. stimulating
- F. monotonous

GRE Reading Comprehension (RC). Tests analysis and interpretation of complex academic passages. Students identify main ideas, recognize explicit statements, make inferences, understand author's purpose, and evaluate arguments. Requires handling sophisticated vocabulary and complex sentence structures while synthesizing information across passages and drawing conclusions from implied content.

Passage: Advances in CRISPR technology have opened new avenues in gene therapy, offering unprecedented precision in modifying DNA sequences. Unlike earlier gene-editing methods that often resulted in unintended modifications, CRISPR-Cas9 allows scientists to target specific sections of genetic code with remarkable accuracy...

Question: The passage suggests that CRISPR's main advantage over previous gene-editing methods is its ability to:

- A. Work faster than other methods
- B. Target specific sections of genetic code with high accuracy
- C. Completely eliminate the risk of unintended modifications
- D. Address a wider range of medical conditions
- E. Bypass ethical concerns associated with genetic manipulation

GRE Quantitative Comparison (QC). Presents two quantities for comparison of relative size. Tests conceptual understanding over computational ability as students analyze information, identify mathematical relationships, and determine if enough information exists to establish definitive relationships. Requires creative approaches, estimation skills, and recognition of information adequacy without necessarily performing complex calculations.

Quantity A: 2^{10} Quantity B: 10^3

- A. Quantity A is greater
- B. Quantity B is greater
- C. The two quantities are equal
- D. The relationship cannot be determined from the information given

GRE Numeric Entry (NE). Requires calculating exact answers without multiple-choice options. Tests ability to perform calculations accurately and follow procedures correctly without answer verification. Assesses computational skills, problem-solving strategies, and work with various numerical forms. Demands confidence in mathematical procedures and attention to units and precision.

If a tank is filled at a constant rate and holds 65 gallons in 10 minutes, how many gallons per minute are being added to the tank? If the answer is a fraction, enter as a decimal.

Answer box: _____

GRE Data Interpretation (DI). Assesses ability to analyze and interpret data in graphs, tables, or charts. Students extract information, perform calculations, recognize patterns, and draw conclusions. Requires comparing data points, calculating percentages or rates of change, and making predictions. Tests quantitative literacy and ability to work with real-world data representations.

Table: Quarterly profits (in \$M) for Company X:

Q1: 10

Q2: 15

Q3: 12

Q4: 18

Question: In which quarter did Company X see the greatest increase in profit over the previous quarter? A. Q1

B. Q2

C. Q3

D. Q4

E. Cannot be determined from the information given

GMAT Critical Reasoning (CR). Evaluates analysis of argument structure, validity, and logical coherence. Students identify premises, conclusions, and assumptions while distinguishing relevant information and recognizing logical flaws. Often uses business scenarios requiring understanding of causation vs. correlation and sample representativeness. Tests analytical thinking crucial for business decision-making.

Argument: Because sales rose by 15% last quarter immediately following the implementation of our new marketing strategy, the new marketing strategy must be effective and should be continued without modifications in the upcoming fiscal year.

Which of the following, if true, most weakens this conclusion?

A. The company's main competitor went out of business during the same quarter.

B. The company introduced a popular new product line at the beginning of the quarter.

C. Other companies using similar marketing strategies saw comparable increases in sales.

D. The marketing strategy cost more to implement than initially projected.

E. Industry sales overall rose by 20% during the same period due to seasonal factors.

GMAT Reading Comprehension (RC). Similar to GRE but with more business focus. Tests understanding of complex written material, identification of main ideas, inference-making, and logical structure recognition. Passages often discuss business strategies or economic concepts. Assesses ability to distinguish stated from implied information and evaluate argument strength.

Passage: Global coffee consumption has doubled in the past decade, driven primarily by emerging markets in Asia where a growing middle class has embraced Western consumption patterns. China, traditionally a tea-drinking nation, has seen coffee consumption grow at 15% annually, compared to global growth of 2.5%...

Question: The author primarily discusses which factor driving coffee demand?

A. Changes in consumer taste preferences

B. Economic development and social status in emerging markets

C. Declining popularity of traditional tea consumption

D. Marketing strategies of Western coffee companies

E. Health benefits associated with coffee consumption

GMAT Problem Solving (PS). Tests mathematical knowledge across arithmetic, algebra, geometry, and statistics. Students determine problem requirements, identify relevant information, select appropriate techniques, and calculate accurately. Requires translating word problems into mathematical expressions and interpreting solutions in context, often in business-related scenarios.

If $x + y = 10$ and $xy = 21$, what is $x^2 + y^2$?

A. 52

B. 58

C. 100

D. 121

E. 142

GMAT Data Sufficiency (DS). A unique format assessing analytical thinking over computation. Students determine whether statements provide sufficient information to answer questions without actually solving problems. Requires evaluating statement sufficiency individually and collectively while understanding necessary vs. sufficient conditions and recognizing implied information.

Question: Is $x > 5$? (1) $2x > 10$ (2) $x^2 > 25$

- A. Statement (1) ALONE is sufficient, but statement (2) ALONE is not sufficient.
- B. Statement (2) ALONE is sufficient, but statement (1) ALONE is not sufficient.
- C. BOTH statements TOGETHER are sufficient, but NEITHER statement ALONE is sufficient.
- D. EACH statement ALONE is sufficient.
- E. Statements (1) and (2) TOGETHER are NOT sufficient.

GMAT Integrated Reasoning (IR). Tests analysis of information from multiple sources and formats. Students interpret tables, graphs, and text while evaluating multiple information sources and solving multi-step problems. Includes multi-source reasoning, graphics interpretation, two-part analysis, and table analysis. Assesses skills for data-driven business decisions.

Table: Region A sales (in millions): Year 1: \$120, Year 2: \$132, Year 3: \$145 Region B sales (in millions): Year 1: \$90, Year 2: \$101, Year 3: \$114

Question: Which region's compound annual growth rate exceeded 5% over the three-year period?

- A. Region A only
- B. Region B only
- C. Both Region A and Region B
- D. Neither Region A nor Region B

TOEFL Reading Factual Information (FI). Evaluates ability to identify explicitly stated facts in academic texts. Students locate specific information, distinguish it from similar content, and understand its contextual significance. Requires processing academic vocabulary and syntax while focusing on directly stated rather than implied information.

Passage: Canada's boreal forest covers nearly one-third of its land area, spanning from Yukon to Newfoundland and Labrador. This vast ecosystem, dominated by coniferous trees, contains more than 1.5 million lakes and is home to endangered species such as the woodland caribou...

Question: According to the passage, what fraction of Canada is covered by the boreal forest?

- A. One-quarter
- B. One-third
- C. One-half
- D. Two-thirds

TOEFL Inference & Reference (IR). Tests understanding of implied information and referential relationships. Students draw logical conclusions from provided information, understand unstated relationships between ideas, and track references through pronouns and demonstratives. Assesses deeper comprehension including reading between lines and connecting ideas across text sections.

Passage: "The experiment failed again, prompting the research team to reconsider their methodology. Dr. Chen suggested they should explore alternative approaches that had shown promise in similar contexts."

Question: What does "again" imply about previous attempts?

- A. This was the first time the experiment had been conducted.
- B. Previous attempts had been successful.
- C. Previous attempts had also failed.
- D. The team had never tried this experiment before.

TOEFL Text & Sentence (TS). Evaluates various aspects of textual understanding including summarizing and sentence relationships. Tasks include inserting sentences appropriately, creating cohesive summaries, simplifying complex sentences, or identifying sentence functions. Tests advanced language processing including understanding textual connections, organizational structure, and purpose of different elements.

Original: Because of the severe weather conditions, we decided to cancel the outdoor concert scheduled for tomorrow evening.

Task: Combine into one sentence without changing meaning, beginning with "The outdoor concert..." A. The outdoor concert scheduled for tomorrow evening we decided to cancel because of the severe weather conditions.

B. The outdoor concert scheduled for tomorrow evening was decided to be cancelled by us because of the severe weather conditions.

C. The outdoor concert scheduled for tomorrow evening has been cancelled due to the severe weather conditions.

D. The outdoor concert, because of the severe weather conditions, scheduled for tomorrow evening we decided to cancel.

TOEFL Listening Factual Information (FI). Assesses comprehension of spoken academic content. Students identify explicitly stated information, distinguish between similar details, and recognize contextual significance. Requires processing natural-speed academic English despite accent variations while maintaining focus during extended listening passages.

Transcript: "Good morning, class. Today's lecture will cover photosynthesis, the process by which plants convert light energy into chemical energy. We'll first discuss the light-dependent reactions that occur in the thylakoid membrane, followed by the Calvin cycle that takes place in the stroma..."

Question: What topic will the lecture cover?

A. Cell respiration

B. Plant reproduction

C. Photosynthesis

D. Genetic engineering

TOEFL Listening Inference (IF). Tests understanding of implied meanings in spoken content. Students interpret speaker's tone, infer unstated opinions, understand implied connections, and determine purpose of specific statements. Requires comprehending not just words but also intonation and emphasis. Assesses ability to understand nuanced academic communication.

Speaker: "I suppose we could try that method, if all our other options have been exhausted. It's not my first choice, but at this point, we might not have many alternatives left."

Question: What does the speaker's tone suggest about their enthusiasm for the proposed method?

A. They are excited to try something new

B. They are reluctant but resigned to trying it

C. They believe it is the best available option

D. They are confident it will succeed

IELTS Reading Identifying Information (II). Evaluates whether statements match textual information. Students determine if statements are True (matching), False (contradicting), or Not Given (not addressed). Requires careful reading to distinguish between explicit, inferable, and absent information without introducing outside knowledge.

Passage: "Many cities have embraced rooftop gardens as a sustainable solution to multiple urban challenges. These green spaces not only provide fresh produce for local communities but also help mitigate the urban heat island effect by absorbing sunlight that would otherwise be converted to heat..."

Statement: "The author believes urban gardens are ineffective at addressing environmental challenges."

Is the statement True, False, or Not Given?

IELTS Matching Sentence (MS). Tests ability to connect related information pieces. Students match headings with paragraphs, sentence beginnings with endings, or statements with speakers. Requires understanding paragraph main ideas, sentence logic, and information relationships while processing content across multiple text sections.

Complete the following sentence with the most appropriate ending from the list below:
"Fossil fuels are being replaced by renewable sources..."

- A. ...because they are more sustainable and environmentally friendly.
- B. ...despite their continued dominance in global energy markets.
- C. ...although the transition is happening more slowly than many scientists recommend.
- D. ...particularly in developing economies seeking to reduce energy costs.
- E. ...which has caused significant economic disruption in traditional energy sectors.

IELTS Completion (CP). Assesses ability to locate and transfer specific information to complete sentences, summaries, or diagrams. Students identify relevant details and transfer them accurately, often verbatim. Requires understanding text structure for efficient information location while recognizing synonyms and paraphrased content.

Summary: "The Sahara is the world's _____ desert, covering approximately _____ million square kilometers across North Africa, from the Atlantic Ocean to the Red Sea. Its name comes from the Arabic word meaning _____." Words to choose from:

- A. largest, 9.2, "desert"
- B. hottest, 8.7, "sand"
- C. oldest, 7.5, "wilderness"
- D. driest, 6.3, "emptiness"

IELTS Listening Identification & Matching (IM). Tests identification of specific spoken information and category matching. Students listen for details like names, numbers, and facts then select correct options. Requires processing natural-speed English despite distractions or accent variations while distinguishing between similar-sounding choices.

Audio transcript: "Welcome to our university orientation. The main campus tour will begin at the Student Center at quarter past nine. Please arrive at least ten minutes early to collect your information packets..."

Question: What time does the campus tour start?

- A. 9:00
- B. 9:15
- C. 9:30
- D. 10:15

IELTS Completion & Labeling (CL). Evaluates ability to listen for specific information to complete sentences, notes, or diagrams. Students identify and record specific details, often verbatim. Requires focused listening, accurate information processing, and simultaneous writing. Tests note-taking skills needed for educational and professional contexts.

[Audio describes the parts of a flower and their functions]

Diagram: Label the parts of a flower shown in the image using words from the recording:

- 1. ____ (outer protective layer)
- 2. ____ (colorful structures that attract pollinators)
- 3. ____ (male reproductive part containing pollen)
- 4. ____ (female reproductive structure)
- 5. ____ (produces seeds when fertilized)

IELTS Short Answer (SA). Tests listening for specific information and providing concise answers using the recording's words. Students identify relevant details and express them within word limits. Requires understanding question focus, quick information processing, and appropriate word selection. Assesses both receptive and productive language skills.

Audio transcript: "For our upcoming science class field trip next Thursday, we'll be visiting the botanical gardens on the north side of the city. Please remember to bring your permission slips, a notebook, appropriate footwear, and a packed lunch..."

Questions:

- 1. Where is the field trip? (Answer in no more than THREE words)
- 2. What day will the field trip take place? (Answer in no more than TWO words)
- 3. What time will students return to school? (Answer in no more than TWO words)

B Appendix: Prompt Structure

This appendix summarizes the skeleton templates for three prompt-engineering paradigms used in our educational reasoning experiments. Each template is presented with an explanation followed by a concrete example in a highlighted box.

1. In-Context Learning (ICL) Prompt Structure

Provides the model with solved examples to prime analogous problem solving:

- Multiple exemplars demonstrating the problem–solution pattern
- Graduated difficulty progression across examples
- Explicit identification of transferable patterns in each exemplar
- Strategic selection of examples to highlight different facets of the problem type
- Clear demarcation between example set and the target query

Example: For a simple SAT algebra problem—"Solve for x : $(x - 2)(x + 3) = 0$ ":

1. Input: "Solve $(x - 2)(x + 3) = 0$ "

Output: "Step 1: Recognize factors imply solutions $x=2$ or $x=-3$. Step 2: List solutions: 2, -3."

2. Chain-of-Thought (CoT) Prompt Structure

Guides the model through a step-by-step reasoning process:

- Instruction to decompose the task into ordered steps
- Explicit requests for intermediate calculations or justifications
- Structured step-labeling conventions (e.g., "Step 1: ...", "Step 2: ...")
- Prompts for linking each step's result to the next
- Final summary or explicit statement of the conclusion

Example: Compute the area of a triangle with base 5 and height 8:

1. Step 1: Write formula $A = \frac{1}{2} \times \text{base} \times \text{height}$.

2. Step 2: Substitute values: $A = \frac{1}{2} \times 5 \times 8$.

3. Step 3: Calculate: $A = 20$.

4. Conclusion: The area is 20.

3. Tree-of-Thought (ToT) Prompt Structure

Encourages exploration of multiple reasoning branches before selecting the optimal path:

- Generate a set of candidate "thoughts" for the first reasoning step
- For each candidate, expand into next-level thoughts, optionally scoring or pruning
- Continue branching until a termination criterion is met (depth limit or score threshold)
- Compare complete reasoning chains and select the highest-scoring sequence
- Output the final answer along with the chosen reasoning path

Table 4: Evaluation metrics used for each breakdown step across Tasks I–VI in ESTBOOK.

Task	Breakdown Step	Evaluation Metric	Notes
I. Evidence Finding	Identify Subject	Accuracy	Topic or entity recognition
	Comprehend Text/Audio	BERTScore	For paraphrased or audio-based input
	Extract Discourse	Accuracy	Evaluates inference and justification plausibility
II. Semantic Reasoning	Parse Semantics	Accuracy	Detects semantic compatibility with target
	Localize Logical Scope	IoU	Identifies overlapped units in text
	Resolve Contextual Meaning	BERTScore	Accepts paraphrased correct responses
III. Structural Reasoning	Parse Syntactic Structure	Accuracy	Used for grammar, correction, or cloze parsing
	Match Text	IoU	Matches logical text unit
	Predict Missing Element	Accuracy	Correctness of answers
IV. Data Interpretation	Formulate Analytical Goal	Accuracy	Checks whether analytical focus is correctly identified
	Parse Visual/Tabular Data	Accuracy	Whether correct rows/columns were referenced
	Analyze Data	BERTScore	The correctness of responses
V. Numeric Calculation	Model Problem	Accuracy	Classifies math type (e.g., arithmetic, ratio)
	Formulate Math	BERTScore	Symbolically matches expression (e.g., via normalization)
	Perform Computation	1 - Normalized RMSE	Final value match
VI. Comparative Judgment	Identify Comparative Entities	Accuracy	Correctly highlights variables/entities being compared
	Apply Constraints	BERTScore	Validates logical consistency or inequality conditions
	Evaluate Logical Relationship	BERTScore	Compares A/B logically (e.g., $A > B$, $A = B$)

Example: For solving $3x^2 - 10x + 7 = 0$, explore:

- Thought A: Factorization approach
- Thought B: Quadratic formula
- Thought C: Vieta’s formulas

Evaluate efficiency and choose Vieta’s: sum of roots = $\frac{10}{3}$, product of roots = $\frac{7}{3}$.

C Complementary Information to Experiment

This section presents additional details and experimental results that complement the main evaluation in the body of the paper. These supplementary findings, together with what has been presented in previous sections, offer comprehensive insights into LLMs capabilities across different EST tasks.

C.1 Detailed Metric Use

Table 4 provides comprehensive evaluation metrics for your Task I–VI framework, detailing the evaluation metric(s) used at each breakdown step.

C.2 Additional Experimental Results

Figure 6 and Table 5 provides more experimental results for inference time across success and failure cases. Figure 7 and 8 provides additional breakdown analysis on other LLMs, wherein the observation aligns with Section 4.3.

Table 5: Mann–Whitney U test of the inference time between failed and successful cases. Complement to Table 3.

Exam	Claude-3-Opus			Llama-3.2-90B		
	ICL	CoT	ToT	ICL	CoT	ToT
SAT	0.783	0.079	0.324	0.251	0.834	0.633
TOEFL	0.951	0.831	0.051	0.379	0.671	0.637

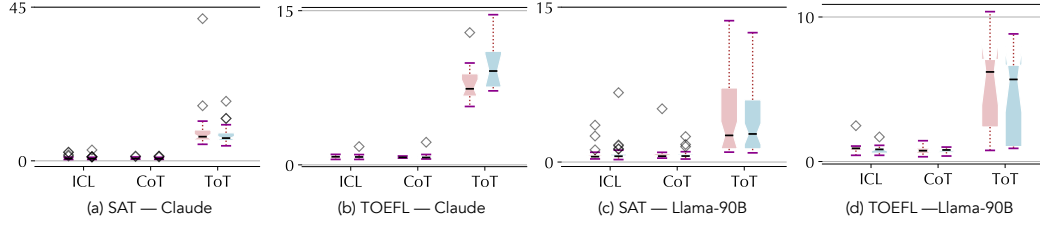


Figure 6: Inference time (in seconds) for failed and successful cases. Complement to Figure 4.

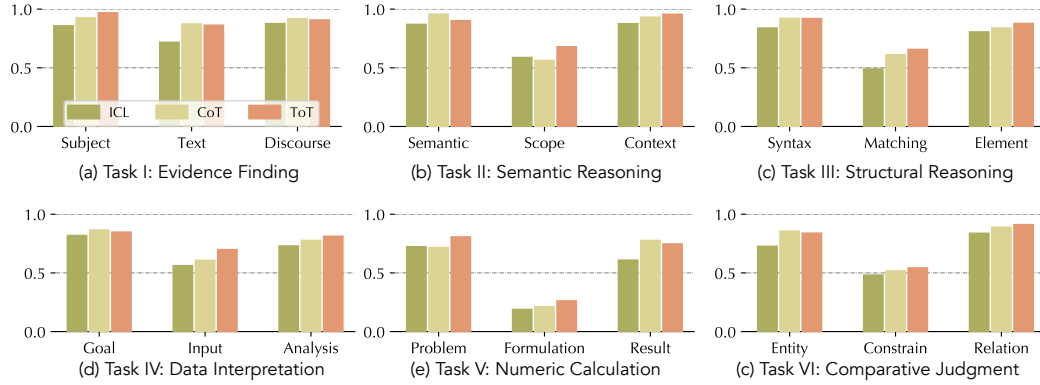


Figure 7: Breakdown analysis on GPT-4o.

C.3 Additional Case Studies

This section provides additional case studies complement to observations and conclusions in RQ₃.

Case Study VI (GRE – Semantic Reasoning): *"Select the pair of words that best completes the sentence: 'While the professor's tone was ostensibly ____, her critique was undeniably severe and cutting.'" Options: (A) respectful – insulting (B) conciliatory – harsh (C) disinterested – involved ...*

LLM Reasoning: GPT-4o selects (A) due to surface-level antonymy ("respectful" vs. "insulting"), but fails to resolve the nuanced implication of "ostensibly" versus "undeniably," which is essential for semantic disambiguation. Claude performs similarly, missing the contrastive logic implied by adverbs. Only Gemini-Pro correctly identifies (B), recognizing the indirect semantic contrast.

Interpretation: This illustrates how LLMs, despite strong lexical capabilities, still struggle with subtle discourse-level signals that guide meaning, such as modal adverbs or pragmatic contrast. It reinforces your claim that deeper reasoning—not surface matching—is the primary challenge.

Case Study VII (IELTS Listening – Evidence Localization): *"What is the speaker's main reason for supporting the expansion of the city park?" Audio clip: The speaker describes multiple benefits of expanding a city park, including noise reduction, community wellness, and increased biodiversity.*

LLM Reasoning: Using Whisper-transcribed audio, Qwen and GPT-4V highlight "noise reduction" as the answer because it is mentioned first and most clearly. However, the correct answer is "community wellness," which is emphasized later in the speech with supporting elaboration. Only Gemini-Pro correctly weighs the relative emphasis across the transcript.

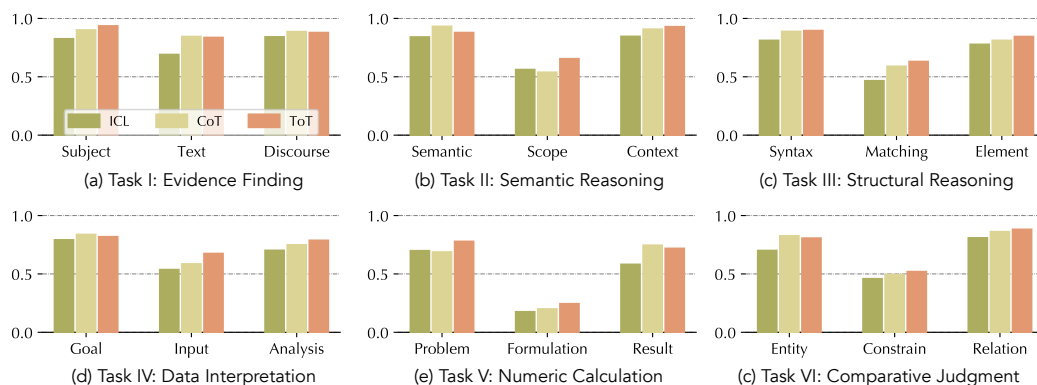


Figure 8: Breakdown analysis on Gemini-Pro.

Interpretation: This example shows that current models tend to over-prioritize the first mentioned or most literal content in a multimodal context, and fail to simulate human-like discourse prioritization. It also suggests weaknesses in aligning Whisper transcripts with reasoning modules.

Case Study VIII (SAT Reading – Evidence Pairing): *"Which of the following best supports the answer to the previous question?"* Passage: A student challenges the conclusions of a scientific article. Main question: "Which claim does the student most strongly refute?" Evidence question: "Which line best supports that refutation?"

LLM Reasoning: Claude selects a sentence that contains a general critique but does not directly support the earlier answer. GPT-4o does better at matching tone but fails to anchor the evidence to the refuted claim. Only Gemini-Pro correctly links the reasoning across both questions.

Breakdown Challenge: Task I – Evidence Localization. Highlights LLMs’ difficulty in chaining answers across linked questions, especially when reasoning must remain consistent.

Case Study IX (GRE Verbal – Logical Structure): *"Which of the following best describes the structure of the passage?"* Passage: An author introduces a phenomenon, critiques one explanation, and then proposes an alternative.

LLM Reasoning: LLaMA-3 and Qwen select options that only capture the first half of the structure (e.g., critique). GPT-4V overgeneralizes to a "compare-and-contrast" structure. Only Claude correctly recognizes the structure as "Introduction → Criticism → Alternative Explanation."

Breakdown Challenge: Task III – Structural Reasoning. Illustrates that models struggle to track abstract rhetorical moves across a passage, even when comprehension is accurate.

Case Study X (GMAT Integrated Reasoning – Two-Part Analysis): *"Select one answer for each of the following two conditions: (1) Which project has the highest ROI? (2) Which project has the lowest risk?"* Tabular data includes five projects with ROI and risk indicators.

LLM Reasoning: GPT-4V selects Project C for both ROI and risk, confusing "least cost" with "least risk." Claude selects correctly for ROI but fails to interpret qualitative risk descriptors. Gemini-Pro and GPT-4o complete both selections correctly.

Breakdown Challenge: Task IV – Data Interpretation. Shows difficulty in multi-constraint reasoning and mapping discrete table fields to textual decision logic.

Case Study XI (IELTS Writing – Grammatical Error Correction): *"Identify and correct the grammatical error in the following sentence: 'If she would have gone to the meeting, she could had contributed valuable insight.'"*

LLM Reasoning: Qwen changes "she could had" to "she could has," worsening the error. Claude corrects "would have gone" to "had gone" but leaves the second clause unaltered. Only GPT-4o performs both corrections, yielding: "If she had gone to the meeting, she could have contributed valuable insight."

Breakdown Challenge: Task III – Structural Reasoning. Highlights syntax correction challenges where multiple clauses require coordinated grammatical edits.

Case Study XII (GRE Quant – Comparative Judgment): *"Quantity A: The square of the average of 3 and 7; Quantity B: The average of the squares of 3 and 7."*

LLM Reasoning: GPT-4V computes both but incorrectly concludes that Quantity A is greater, mistaking $((3 + 7)/2)^2 = 25$ as greater than $(3^2 + 7^2)/2 = 29$. LLaMA-3 gives no answer and repeats the prompt. Claude answers correctly but offers no reasoning trace.

Breakdown Challenge: Task V – Comparative Judgment. Demonstrates common mistakes in applying formulas and comparing expressions under symbolic transformation.

Moreover, we also observe that prompting strategies (ICL, CoT, ToT) do not significantly affect performance in certain stages of breakdown analysis, especially where task complexity is low or answer derivation is mostly local. Below are some case studies to address this:

Case Study XIII (SAT Reading – Factual Retrieval): *"According to the passage, what did the author list as one benefit of urban green space?"* The relevant sentence in the passage states: "Green spaces improve air quality and reduce noise levels."

LLM Reasoning across Prompts: All three prompting strategies (ICL, CoT, ToT) lead to the same correct output across GPT-4o and Claude. In each case, the models locate the exact supporting sentence and extract "improve air quality" or "reduce noise levels" without variation. CoT and ToT generate unnecessary intermediate steps without improving the final answer.

Breakdown Relevance: Task I – Evidence Finding (step: locate and extract factual information). Insight: Prompting complexity doesn't help when the required reasoning is local and unambiguous.

Case Study XIV (GRE Verbal – 1-Blank Text Completion): *"The scientist's explanation was praised for its clarity and ____, making it accessible to a general audience."* Options: (A) convolution, (B) transparency, (C) complexity...

LLM Reasoning across Prompts: All strategies (ICL, CoT, ToT) result in the selection of (B) "transparency." The reasoning is nearly identical: the model detects positive sentiment from "praised" and "clarity," and eliminates antonymic distractors like "convolution." CoT and ToT elaborate more, but do not change the choice or rationale.

Breakdown Relevance: Task II – Semantic Reasoning (step: sentiment alignment and elimination). Insight: For simple semantic alignment, ICL already suffices, and additional reasoning scaffolds don't yield improvement.

Case Study XV (GMAT Quant – Basic Arithmetic): *"What is the value of $3x + 2$ if $x = 5$?"*

LLM Reasoning across Prompts: All prompting strategies produce the correct answer, 17, with or without intermediate steps. CoT redundantly walks through " $3x = 15$, then $15 + 2 = 17$," while ToT splits the steps further into node-like structures. None of the strategies reduce error, latency, or confidence.

Breakdown Relevance: Task V – Numeric Calculation (step: direct substitution and evaluation). Insight: When reasoning is shallow and deterministic, prompting scaffolds become unnecessary overhead.

D Experimental Setting

This section lists the experimental settings used in this study.

Table 6: LLM query hyperparameters used during all experiments.

Hyperparameter	Value	Description
Temperature	0.7	Controls randomness in generation
Top- p (nucleus sampling)	0.95	Probability mass for sampling
Max tokens	2048	Maximum number of tokens to generate
Stop sequences	["\n", "Q: "]	Used to truncate responses
Prompt format	CoT, CoT-SC, ToT	Prompting strategy used in Section 4

Computational Resources. All experiments were conducted on a high-performance computing server equipped with six NVIDIA RTX 6000 Ada Generation GPUs, each with 49 GB of dedicated VRAM. The system utilized CUDA version 12.8 and NVIDIA driver version 570.124.06. These GPUs supported parallel execution of model querying, evaluation, and tool-augmented tasks across our benchmark datasets. The hardware configuration ensured sufficient memory bandwidth and processing capability to accommodate large-scale inference, particularly for multimodal tasks and multi-sample prompting strategies such as CoT-SC and ToT. No resource-related constraints were encountered during experimentation.

E Discussion of Limitation

Despite the comprehensive design of ESTBOOK and our extensive evaluation across leading LLMs, several limitations warrant discussion.

Model Access and Coverage. Our evaluation focuses on a set of industry-leading multimodal and visual LLMs that offer public inference APIs or open-source checkpoints. However, access constraints (e.g., usage quotas, proprietary architecture details) limit broader inclusion of commercial models or fine-tuned educational agents. This may omit systems with specialized adaptations for test-taking tasks.

Granularity of Breakdown Analysis. Our breakdown framework assumes that preceding steps are perfectly resolved, enabling clean isolation of reasoning subtasks. While this reveals bottlenecks in specific capabilities, it does not reflect real-world interactions where upstream errors may cascade. Hence, the observed step-wise performance may overestimate true end-to-end reliability in tutoring applications.