

Superfast 1-Norm Estimation*

Soo Go^{[1],[a]} and Victor Y. Pan^{[1,2],[b]}

^[1] Ph.D. Programs in Computer Science and Mathematics
The Graduate Center of the City University of New York
New York, NY 10036 USA

^[2] Department of Computer Science
Lehman College of the City University of New York
Bronx, NY 10468 USA

^[a] sgo@gradcenter.cuny.edu, ^[b] victor.pan@lehman.cuny.edu
<http://comet.lehman.cuny.edu/vpan/>

Abstract

A matrix algorithm is said to be superfast (that is, runs at sublinear cost) if it involves much fewer scalars and flops than an input matrix has entries. Such algorithms have been extensively studied and widely applied in modern computations for matrices with low displacement rank [29, 30, 36] and more recently for low rank approximation of matrices, even though they fail on worst case inputs in the latter application. We extend this study to a new area. Our superfast algorithms consistently output accurate 1-norm estimates for real world matrices, and we comment on some promising extensions of our surprisingly simple techniques. With their further testing and refinement our algorithms can potentially be adopted in practical computations.

Key Words: sublinear cost algorithms, 1-norm estimation, low rank approximation, cross-approximation, randomized sparsification, least squares approximation

2020 Math. Subject Classification: 65F35, 65Y20, 68Q25

1 Introduction

1.1 Superfast matrix computations: the State of the Art (briefly)

Superfast (sublinear cost) algorithms are highly important in modern matrix computations, e.g., where Big Data are represented with matrices of immense size, not fitting the primary memory of a computer. Quite typically [40], such matrices can be closely approximated with matrices of a low rank, with which one can operate superfast. Can we, however, compute *Low Rank Approximation (LRA)* of a matrix superfast?

Unfortunately, any superfast LRA algorithm fails on worst case inputs and even on the small matrix families of our Appendix A, but superfast randomized algorithms of [25, 4, 20, 22, 7], devised

*Dedicated to the memory of Nicholas J. Higham.

for Symmetric Positive Semidefinite matrices or other specified matrix classes, output LRAs whose expected Frobenius error norm is proved to be close to optimal.

Even more relevant to our present work is superfast computation of LRA by means of *Cross-Approximation (C-A) iterations*, which apply the ADI method [34] to LRA (see [2, 28], and the references therein). For over two decades of their worldwide application C-A iterations have been consistently outputting accurate LRAs for a large and important class of matrices, even though adequate formal support for such empirical performance is still a challenge.

The algorithms of [13] enhance the power of C-A iterations for LRA by combining them with compression of rank- q approximation of a matrix into its rank- r approximation for $q > r$ (cf. [38, 39]) and the techniques of iterative refinement. The algorithms of [13] perform similarly where C-A iterations are replaced with superfast variation of the *generalized Nystrom* LRA algorithm [26]. In the latter algorithm an input matrix M is pre- and post-multiplied by skinny *Gaussian random matrices*, filled with independent standard Gaussian (normal) random variables, but [13] make that stage and hence the entire algorithm superfast by replacing Gaussian multipliers with certain Ultrasparse matrices, said to be *3-Abridged SRHT* matrices and specified in Appendix B.2.

In extensive numerical tests in [13], these superfast algorithms of both kinds have consistently computed accurate LRAs, although adequate formal support for that performance remains a challenge, as for C-A iterations.

1.2 Our results

We extend the latter progress to the estimation of the 1-norm of a matrix M and hence its ∞ -norm, which is the 1-norm of the transpose M^T .

LAPACK's 1-norm estimator essentially amounts to at most 11 (and on the average less than 5) multiplications of M and M^T by vectors. Such multiplications and hence LAPACK's estimator are superfast where they are applied to a low rank matrix, and so superfast LRA algorithms of [13] are immediately extended to superfast norm-1 estimators.

We tested such an extension by applying LAPACK's estimator to the outputs of a most primitive algorithm of [13], which uses just 3-Abridged SRHT multipliers and applies no iterative refinement or compression techniques.

In our numerical tests the relative output errors ranged from 0.5 to 2.5, depending on an input matrix class. Although quite reasonable, such output accuracy is significantly inferior to LAPACK's. We hoped to improve the accuracy of our estimator by strengthening its LRA stage, but this has not worked in our tests where we shifted back from [13] to [26] by replacing 3-Abridged SRHT multipliers with Gaussian (see Table 5.4). Since LRA of [26] is expected to be near-optimal under the Frobenius norm, we had to seek another way to superfast 1-norm estimator that would match the accuracy level of LAPACK.

We succeeded when we incorporated *randomized sparsification* into LAPACK's 1-norm estimator. Namely, before multiplying M or M^T by a vector, we sparsified it by keeping intact a small fraction of its coordinates, chosen at random, and replacing all other coordinates with 0s.

We tested this estimator for synthetic and real world matrices M in two ways – with and without scaling the sparse vectors, and in both cases our output estimates for 1-norm $\|M\|_1$ have been consistently as accurate as LAPACK's. This suggests that our estimators only fail on a narrow class of coherent inputs that are rare guests in Modern Matrix Computations.

Formal and empirical study of the class of such rare guests is a natural challenge, possibly as hard as similar challenge for C-A iterations, but with further refinement and testing our algorithms can potentially be adopted in practice. We feel that highly efficient matrix algorithms supported

empirically should be more widely used, as this is now routine, e.g., for the algorithms in Modern Cryptography [19].

1.3 Some extensions

We succeeded based on surprisingly simple algorithmic novelties and empirical feedback, and this should motivate new effort for devising superfast algorithms for matrix computations, possibly by means of extending the techniques of this paper and [13].

In Sec. 6 (Conclusions) we briefly discuss extension of LRA of [13] to *superfast least squares approximation* (by following [2]) and of our randomized sparsification techniques to *superfast p -norm estimation* for any p . We extend LRA of [13] to the latter problem in Sec. 4.3.

1.4 Related work

Our work exploits and extends impressive power of LAPACK's 1-norm estimator, covered in [1, 35, 16, 18], and the bibliography therein together with other customary matrix norm estimators. We were largely motivated by the admirable recent progress in superfast LRA, cited in Sec. 1.1, but to the best of our knowledge, no work on superfast matrix norm estimators as well as no work using our techniques for devising such estimators have ever been published yet. Abridged SRHT matrices have been used in [31, 32, 33].

1.5 Organization of the paper

In the rest of this section we briefly recall LAPACK's 1-norm estimator. In Sec. 2 we extend it to superfast 1-norm estimator, which we strengthen a little in Sec. 3 by means of incorporation of C-A iterations. We estimate p -norms based on LRA in Sec. 4, cover our numerical experiments in Sec. 5, and devote Sec. 6 to conclusions. Every superfast norm estimator fails on small families of matrices of Appendix A. In Appendix B we briefly recall random sketching for LRA and define Abridged SRHT matrices. In Appendix C we modify our scaling of Sec. 2.

1.6 Background for 1-norm estimation

For a vector $\mathbf{v} = (v_i)_{i=1}^n \in \mathbb{R}^n$ and a matrix $M = (m_{i,j})_{i,j=1}^{m,n} \in \mathbb{R}^{m \times n}$ write

$$\|\mathbf{v}\|_\infty := \max_{i=1}^n |v_i|, \quad \|\mathbf{v}\|_1 := \sum_{i=1}^n |v_i|, \quad \|M^T\|_\infty := \|M\|_1 := \max_{j=1}^n \sum_{i=1}^m |m_{i,j}|. \quad (1.1)$$

For a fixed column index j , $1 \leq j \leq n$, and \mathbf{e}_j denoting the j th coordinate vector, LAPACK's 1-norm estimator (specified in [1], [35, Sec. 5.3.1], [16, Sec. 15.2]) recursively computes the following vectors and vector norms:

$$\mathbf{u} := (u_i)_{i=1}^m := M\mathbf{e}_j, \quad \mathbf{w} := (\text{sign}(u_i))_{i=1}^m, \quad \mathbf{x} := M^T\mathbf{w}, \quad \|\mathbf{u}\|_1 = \mathbf{w}^T\mathbf{u}, \quad \text{and} \quad \|\mathbf{x}\|_\infty. \quad (1.2)$$

The complexity of this computation is dominated at the stage of pre-multiplication of M by a vector \mathbf{w}^T filled with ± 1 . For such a vector \mathbf{w} and any column index j , $1 \leq j \leq n$, obtain

$$\|M\mathbf{e}_j\|_1 \geq |\mathbf{w}^T M\mathbf{e}_j| = |\mathbf{x}^T \mathbf{e}_j|. \quad (1.3)$$

Hence $\|M\mathbf{e}_j\|_1 > \|\mathbf{u}\|_1$ if

$$|\mathbf{x}^T \mathbf{e}_j| = \|\mathbf{x}\|_\infty > \|\mathbf{u}\|_1, \quad (1.4)$$

and if \mathbf{u} is a current candidate for maximizing the 1-norm of the column vectors of M , then LAPACK updates \mathbf{u} with $M\mathbf{e}_j$, strictly increasing the 1-norm. Therefore, in at most n iterations for an $m \times n$ matrix M a local maximum $\|M\mathbf{e}_j\|_1$ is reached.

Under this policy the candidate value $\|\mathbf{u}\|_1$ is not updated unless (1.4) holds, even where $\|M\mathbf{e}_j\|_1 = \|M\|_1 > \|\mathbf{u}\|_1 = |\mathbf{x}^T \mathbf{e}_j|$. Because of such missing opportunities, one can end far from the global maximum $\|M\|_1$ without noticing this, but LAPACK counters such mishaps by comparing $\|M\mathbf{e}_j\|_1$ for the initial and final vectors \mathbf{e}_j with $\|M\mathbf{g}\|_1$ and $\|M\mathbf{h}\|_1$, respectively,¹ where

$$\mathbf{g} := \left(\frac{1}{n}, \dots, \frac{1}{n}\right)^T \text{ and } \mathbf{h} := \left(1, -1 - \frac{1}{n-1}, 1 + \frac{2}{n-1}, -1 - \frac{3}{n-1}, \dots, (-1)^{n-1} 2\right)^T. \quad (1.5)$$

2 1-norm estimators with randomized sparsification

2.1 Outline

To simplify our exposition we assume that M is an $n \times n$ matrix and comment on extensions to rectangular matrices M in Remark 3.3. Hereafter we write $a \ll b$ and $b \gg a$, for real a and b , to show that a is much smaller than b in context, which is more realistic than the asymptotic notation $a = o(b)$, hiding overhead constants.

Due to sparsification, our superfast heuristic variations of LAPACK's estimator involve much fewer than n^2 scalars and flops overall, although not fewer matrix-by-vector multiplications, but become more likely to end far from the norm $\|M\|_1$. In Secs. 2.2 and 2.4 we modify our algorithms to counter this problem.

k -Sparsification: For two integers k and n , such that $1 \leq k \ll n$,² and for a vector \mathbf{v} of dimension n , do

1. keep the coordinates of the vector at k random positions chosen under the uniform probability distribution on the set $\{1, 2, \dots, n\}$,
2. then set the $n - k$ remaining coordinates to 0 and output the resulting vector $\bar{\mathbf{v}}$.

We first compute the k -sparsified vectors $\bar{\mathbf{g}}$ and $\bar{\mathbf{h}}$ and then multiply M by the normalized output vectors $\hat{\mathbf{g}} := \bar{\mathbf{g}}/\|\bar{\mathbf{g}}\|_1$ and $\hat{\mathbf{h}} := \bar{\mathbf{h}}/\|\bar{\mathbf{h}}\|_1$. Unlike LAPACK, we do this at the initialization stage and always approximate $\|M\|_1$ with $\|M\mathbf{e}_j\|_1$ for some index j – never with $\|M\hat{\mathbf{g}}\|_1$ or $\|M\hat{\mathbf{h}}\|_1$.

We modify LAPACK's policy of updating the candidate index j in two ways. In the next subsection we update it wherever this increases the 1-norm $\|M\mathbf{e}_j\|_1$; we test this provision superfast. In Sec. 2.4 we also require for updating that $\|M\mathbf{e}_j\|_1 \geq \alpha \|\mathbf{x}\|_\infty$ for \mathbf{x} of (1.2) and a fixed $\alpha \geq 1$.

In Sec. 5.2 we cover our tests for α equal to the *sparsification ratio* n/k – to compensate for the decrease of $\|\mathbf{x}\|_1$ due to k -sparsification of vector \mathbf{w} of dimension n . In Appendix C we recursively adapt α according to a feedback from observed impact on the norm $\|M\mathbf{e}_j\|_1$.

Next we specify our modifications of LAPACK's estimator.

2.2 A sparsified 1-Norm Estimator without scaling

Algorithm 2.1. [A sparsified 1-Norm Estimator 1.]

INPUT: two positive integers k and n such that $k \ll n$, a real $n \times n$ matrix M , two vectors \mathbf{g} and \mathbf{h} of (1.5), and a tolerance $TOL \geq 2$.

¹The vector \mathbf{h} was introduced by N.J. Higham in 1988.

²In our tests with 1024×1024 matrices we let k take on the values 1, $3 = \lfloor \log_2(\log_2(n)) \rfloor$, and $10 = \log_2(n)$.

OUTPUT: A column index j , $1 \leq j \leq n$, and a value $\nu \geq 0$ [expected to approximate $\|M\|_1$].

INITIALIZATION: 1. Compute the vectors $\bar{\mathbf{g}}$ and $\bar{\mathbf{h}}$, denoting the k -sparsified vectors \mathbf{g} and \mathbf{h} .

2. Compute sparse normalized vectors $\hat{\mathbf{g}} := \bar{\mathbf{g}}/\|\bar{\mathbf{g}}\|_1$ and $\hat{\mathbf{h}} := \bar{\mathbf{h}}/\|\bar{\mathbf{h}}\|_1$.

3. Compute the vectors $M\hat{\mathbf{g}}$ and $M\hat{\mathbf{h}}$ and their 1-norms.

4. Write $\mathbf{u} = (u_i)_{i=1}^n := M\hat{\mathbf{g}}$ if $\|M\hat{\mathbf{g}}\|_1 \geq \|M\hat{\mathbf{h}}\|_1$; write $\mathbf{u} = (u_i)_{i=1}^n := M\hat{\mathbf{h}}$ otherwise.

5. Write $\gamma := 0$ and $\nu_0 := -1$.

COMPUTATIONS: 1. Compute the vectors $\mathbf{w} := (\text{sign}(u_i))_{i=1}^n$, $\bar{\mathbf{w}}$ (the k -sparsified vector \mathbf{w}), and $\mathbf{x} := (x_j)_{j=1}^n = M^T \bar{\mathbf{w}}$ and increase the value γ by 1.

2. Choose an index $j(\gamma)$ such that $|x_{j(\gamma)}| = \|\mathbf{x}\|_\infty$.

3. Write $\mathbf{u} := M\mathbf{e}_{j(\gamma)}$, compute $\nu_\gamma := \|M\mathbf{e}_{j(\gamma)}\|_1$.

4. Stop and output $j := j(\gamma - 1)$ and $\nu := \nu_{\gamma-1}$ if $\nu_{\gamma-1} \geq \nu_\gamma$.

5. Stop and output $j := j(\gamma)$ and $\nu := \nu_\gamma$ if $\gamma = \text{TOL}$.

6. Go to Stage 1.

Remark 2.1. (i) The initial vector \mathbf{u} is only used at Stage 1 of the computations (for $\gamma = 0$) and then is changed at Stage 3. Hence our estimators, unlike LAPACK's, never output the 1-norms $\|M\mathbf{g}\|_1/\|\mathbf{g}\|_1$ or $\|M\mathbf{h}\|_1/\|\mathbf{h}\|_1$. (ii) Computations of Alg. 2.2 cannot stop at Stage 4 unless $\gamma > 1$ because $\gamma_0 = -1 < \min\{\|\mathbf{x}\|_\infty, \nu_1\}$.

2.3 Computational cost estimates

Our computational cost estimates omit the cost of the generation of random parameters, assumed to be dominated. Every multiplication of M or M^T by a k -sparsified vector involves at most kn entries of M and kn flops. Overall the initialization stage and s stages of computations involve $(s+2)kn$ entries of M , $(s+2)kn$ flops and in addition $(n+2)s$ pairwise comparisons of real numbers, $(n-1)(s+3)$ additions, $2n$ divisions, and computation of the signs of ks real numbers. The number of entries of M and all operations involved is much smaller than n^2 for $s \ll n/k$.

2.4 Sparsified 1-norm estimation with scaling

Our second 1-norm estimator includes a fixed $\alpha \geq 1$ into its inputs and otherwise differs from Alg. 2.1 only at Stage 4 of computations, by involving an extra pair of comparison and multiplication.

Algorithm 2.2. [A sparsified LAPACK 1-Norm Estimator with scaling.]

INPUT: a real $\alpha \geq 1$; otherwise as in Alg. 2.1.

OUTPUT AND INITIALIZATION: as in Alg. 2.1.

COMPUTATIONS: as in Alg. 2.1 except for Stage 4, changed as follows:

Stop and output $j := j(\gamma)$ and $\nu := \nu_\gamma$ if $\nu_{\gamma-1} \geq \min\{\alpha\|\mathbf{x}\|_\infty, \nu_\gamma\}$.

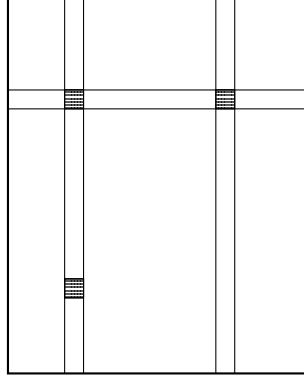


Figure 1: The first three steps of maxvol 1 output three entries marked with strips.

3 1-norm estimation incorporating C-A iterations

3.1 C-A iterations for rank-1 approximation

Next we enhance our 1-norm estimators by means of incorporation of the *maxvol* algorithm of [14], which implements C-A iterations. We only use **maxvol 1**, that is, maxvol for rank-1 approximation.

Algorithm 3.1. [*Maxvol 1, see Fig. 1.*]

INPUT: a real $n \times n$ matrix $M = (m_{i,j})_{i,j=1}^{m,n}$.

OUTPUT: A pair of indexes i and j such that

$$|m_{i,j}| \geq \max\{\max_{g=1}^m |m_{g,j}|, \max_{h=1}^n |m_{i,h}|\}. \quad (3.1)$$

INITIALIZATION: Fix a column index j , $1 \leq j \leq n$, and compute $i := \operatorname{argmax}_{g=1}^m |m_{g,j}|$.

COMPUTATIONS:

Compute $\bar{j} := \operatorname{argmax}_{h=1}^n |m_{i,h}|$.

Stop and output i and j if $\bar{j} = j$, that is, if $|m_{i,\bar{j}}| = |m_{i,j}|$.

Otherwise write $j := \bar{j}$ and compute $\bar{i} := \operatorname{argmax}_{g=1}^m |m_{g,j}|$.

Stop and output i and j if $\bar{i} = i$, that is, if $|m_{\bar{i},j}| = |m_{i,j}|$.

Otherwise write $i := \bar{i}$ and repeat.

Remark 3.1. We can define dual maxvol 1 by applying maxvol 1 to the transpose M^T .

Every computation of argmaximum requires $m - 1$ or $n - 1$ comparisons among the values $|m_{i,j}|$ and results in either termination of computations or a strict increase of the current maximal $|m_{i,j}|$. Hence the algorithm stops at a local maximum (3.1) in at most $mn - 1$ comparisons, but empirically it tends to run superfast. This is impossible for worst case inputs and even for the small input families of Appendix A, but empirically such hard inputs are rarely encountered. In the case of a Gaussian random input matrix M , maxvol 1 superfast computes a close approximation of the global maximum

$$||M||_0 := |M| := \max_{g,h=1}^{m,n} |m_{g,h}| \quad (3.2)$$

with a high probability, according to formal and empirical study in [27].

Remark 3.2. [Alternative initialization of maxvol 1.] *Let us refer as **Algorithm 3.1-k** to the modification of maxvol 1 where initial column index is defined by the output of superfast Alg. 2.1, unlike the standard initialization recipe of maxvol 1. In the test results in Table 5.3 (for $n = 1024$), Alg. 3.1 superseded Alg. 3.1-k in accuracy only slightly and only for some input classes. One can similarly employ the output of Alg. 2.2 instead of that of Alg. 2.1.*

3.2 Incorporations of maxvol 1 into 1-norm estimators

Notice that maxvol 1 outputs a column index j such that $m \|M\mathbf{e}_j\|_1 \geq \|M\|_1$. Hence these j and $\|M\mathbf{e}_j\|_1$ can be a good starting pair for our 1-norm estimators, and we can change the entire Initialization stage of both Algs. 2.1 and 2.2 as follows:

For an index j output by maxvol 1, fix $\mathbf{u} := M\mathbf{e}_j$ and then write $\gamma := 0$ and $\nu_0 := -1$.

In Figs. 8 and 9 and Table 5.2 we display our test results for a similar 1-norm estimator where we keep the Initialization stage intact but replace Stage 2 of computations of Alg. 2.1 with new Stages 2–4.³ For convenience we next display the entire modified algorithm. In that display we allow tol invocations of maxvol 1 for a fixed tolerance $\text{tol} \geq 1$, but in our tests we always fixed $\text{tol}=1$ because already in a single invocation of maxvol 1 we obtain a pair of indexes i and j such that $|m_{i,j}| \approx |M|$.

Algorithm 3.2. [A sparsified LAPACK 1-Norm Estimator with C-A steps.]

INPUT: *two positive integers k and n such that $k \ll n$, a real $n \times n$ matrix M , two vectors \mathbf{g} and \mathbf{h} of (1.5), and two tolerance values, tol and TOL , $1 \leq \text{tol} < \text{TOL}$.*

OUTPUT: *A column index j , $1 \leq j \leq n$, and a value $\nu \geq 0$ [expected to approximate $\|M\|_1$].*

INITIALIZATION: 1. *Compute the vectors $\bar{\mathbf{g}}$ and $\bar{\mathbf{h}}$, denoting the k -sparsified vectors \mathbf{g} and \mathbf{h} .*

2. *Compute sparse normalized vectors $\hat{\mathbf{g}} := \bar{\mathbf{g}}/\|\bar{\mathbf{g}}\|_1$ and $\hat{\mathbf{h}} := \bar{\mathbf{h}}/\|\bar{\mathbf{h}}\|_1$.*

3. *Compute the vectors $M\hat{\mathbf{g}}$ and $M\hat{\mathbf{h}}$ and their 1-norms.*

4. *Write $\mathbf{u} = (u_i)_{i=1}^n := M\hat{\mathbf{g}}$ if $\|M\hat{\mathbf{g}}\|_1 \geq \|M\hat{\mathbf{h}}\|_1$; write $\mathbf{u} = (u_i)_{i=1}^n := M\hat{\mathbf{h}}$ otherwise.*

5. *Write $\gamma := 0$ and $\nu_0 := -1$.*

COMPUTATIONS: 1. *Compute the vectors $\mathbf{w} := (\text{sign}(u_i))_{i=1}^n$, $\bar{\mathbf{w}}$ (the k -sparsified vector \mathbf{w}), and $\mathbf{x} := (x_j)_{j=1}^n = M^T \bar{\mathbf{w}}$ and increase the value γ by 1.*

2. *Choose an index $j(\gamma)$ such that $|x_{j(\gamma)}| = \|\mathbf{x}\|_\infty$.*

3. *If $\gamma \leq \text{tol}$, then apply Alg. 3.1 initialized with the index $j := j(\gamma)$ to obtain a pair of row and column indexes i^* and j^* . If $\|M\mathbf{e}_{j^*}\|_1 > \|M\mathbf{e}_j\|_1$, update $j(\gamma) := j^*$.*

4. *Write $\mathbf{u} := M\mathbf{e}_{j(\gamma)}$ and compute $\nu_\gamma := \|M\mathbf{e}_{j(\gamma)}\|_1$.*

5. *Stop and output $j := j(\gamma - 1)$ and $\nu := \nu_{\gamma-1}$ if $\nu_{\gamma-1} \geq \nu_\gamma$.*

6. *Stop and output $j := j(\gamma)$ and $\nu := \nu_\gamma$ if $\gamma = \text{TOL}$.*

7. *Go to Stage 1.*

Remark 3.3. *To extend Algs. 2.1, 2.2, and 3.2 to a rectangular $m \times n$ matrix M , apply k_n -sparsification procedure to the vectors \mathbf{g} and \mathbf{h} of dimension n at the initialization stage and apply k_m -sparsification procedure to the vectors \mathbf{w} of dimension m at Stage 1 of computations.*

³One can similarly modify Alg. 2.2.

4 Application of LRA to matrix norms estimation

4.1 Background on LRA

A triplet $\{X, Y, Z\}$ of matrices is said to be a *rank- r approximation*⁴ of an $m \times n$ matrix M (see Fig. 2) if

$$X \in \mathbb{C}^{m \times k}, Y \in \mathbb{C}^{k \times \ell}, Z \in \mathbb{C}^{\ell \times n}, r \leq \min\{k, \ell\}, \text{ and } E := M - XYZ \approx 0 \text{ in context.} \quad (4.1)$$

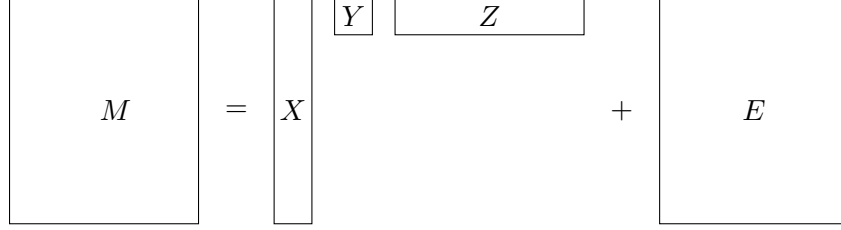


Figure 2: LRA of M .

For $k = \ell = r$ and the identity matrix Y , the triplet degenerates into a pair $\{X, Z\}$, but we can also readily compress a triplet $\{X, Y, Z\}$ into the pair $\{XY, Z\}$ of $m \times \ell$ and $\ell \times n$ matrices or the pair $\{X, YZ\}$ of $m \times k$ and $k \times n$ matrices.

$\sigma_j(M) \geq 0$ denotes the j th largest singular value of a matrix M . The matrix $M^{(r)}$, for $r \leq \min\{m, n\}$, denotes the r -truncation obtained by means of setting to 0 all singular values of M but its r top (largest) ones. The compact SVD of $M^{(r)}$, aka the r -top SVD of M , is a rank- r approximation of M given by the triplet $\{X, Y, Z\} = \{U^{(r)}, \Sigma^{(r)}, V^{(r)}\}$ such that $M^{(r)} = U^{(r)} \Sigma^{(r)} V^{(r)T}$, $\Sigma^{(r)} := \text{diag}(\sigma_j(M))_{j=1}^r$, and $U^{(r)} \in \mathbb{R}^{m \times r}$ and $V^{(r)} \in \mathbb{R}^{n \times r}$ are two matrices filled with the associated orthonormal left and right singular vectors of M . This rank- r approximation of M is optimal under the spectral and Frobenius matrix norms $\|\cdot\|_2$ and $\|\cdot\|_F$, respectively, by virtue of Eckart-Young-Mirsky theorem.

4.2 Background for matrix norm estimation

In addition to (1.1) and (3.2), define the p -norm

$$\|M\|_p := \max_{\|\mathbf{x}\|_p=1} \|M\mathbf{x}\|_p, \quad \|M\|_2 = \sigma_1(M) \quad (4.2)$$

for a matrix $M = (m_{i,j})_{i,j=1}^{m,n} \in \mathbb{C}^{m \times n}$, vectors $\mathbf{x} \in \mathbb{C}^{n \times 1}$, and $p \geq 1$. Recall that

$$\frac{1}{n^{|1/p-1/2|}} \leq \frac{\|M\|_p}{\|M\|_2} \leq n^{|1/p-1/2|} \text{ for } m = n, \quad (4.3)$$

$$\|M\|_0 \leq \|M\|_2 \leq \sqrt{mn} \|M\|_0 \text{ for } \|M\|_0 := |M| \text{ of (3.2)} \quad (4.4)$$

(see [16, Sec. 7.3] and [12, Sec. 2.3.2], respectively) and that the known p -norm estimators are reduced to recursive multiplication of M and M^T by vectors (see [3, 11], [16, Secs. 15.2 and 15.4], and [35, Sec. 5.3.4]).

Algorithm 4.1. [A Matrix Norm Estimator via LRA.]

INPUT: $M \in \mathbb{C}^{m \times n}$ and $p \geq 1$ or $p = 0$.

OUTPUT: $\nu_p \approx \|M\|_p$.

INITIALIZATION: Fix an integer $r > 1$.

COMPUTATIONS: 1. Compute a close rank- r approximation $\{X, Y, Z\}$ of M under the 2-norm.
 2. Compute $\nu_p \approx \|XYZ\|_p$ by applying a known p -norm estimator.

4.3 Matrix norm estimation via LRA

Alg. 4.1 represents our LRA-based p -norm estimator.

Alg. 4.1 is superfast if (i) so is the LRA algorithm applied at its Stage 1, e.g., if this is an algorithm of [13], (ii) a known p -norm estimator, applied at Stage 2, converges in a reasonably bounded number of multiplications of M and M^T by vectors, and (iii) $\text{rank}(XYZ)$ is small, so that the matrix XYZ is multiplied by a vector superfast.

To estimate the output error $|\nu_p - \|M\|_p|$ of a p -norm estimate $\nu_p \approx \|M\|_p$, apply triangle inequality and obtain

$$|\nu_p - \|M\|_p| \leq |\nu_p - \|XYZ\|_p| + \Delta_p \text{ for } \Delta_p := \|M - XYZ\|_p.$$

Assume that the error bounds $\Delta_2 := \|M - XYZ\|_2$ and $|\nu_p - \|XYZ\|_p|$ are small and extend the norm bound Δ_2 to Δ_p for all p by combining Eqns. 3.2, 4.3 and 4.4.

Remark 4.1. *Extension of Alg. 4.1 to estimation of the Frobenius norm of M is immediate. To extend the output error bound, apply [12, Eqn. 2.3.7].*

5 Numerical experiments for 1-norm estimation

We implemented our algorithms in Python, run all tests on 64-bit MacOS 14.5 (ARM64) with 16GB Memory, and used numpy and scipy packages for the numerical linear algebra routines.

5.1 Input Matrices

Real-world Input Matrices.

The matrix **Shaw** is from a one-dimensional image restoration model problem.

The matrix **Gravity** is from a one-dimensional gravity surveying model problem.

Both Shaw and Gravity are 1000×1000 dense real matrices having low numerical rank; we pad them with 0s to increase their size to 1024×1024 . They represent discretization of Integral Equations, provided in the built-in problems of the Regularization Tools⁵.

Our third input matrix is from the discretization of a single layer potential (**SLP**) operator (see [17, Sec. 7.1] for details). It has size 1024×1024 .

Synthetic Input Matrices: We generated synthetic 1024×1024 input matrices of six classes, the first four of them are the products $U\Sigma V^T$, for $\Sigma = \text{diag}(\sigma_i)_{i=1}^{1024}$ and U and V being the

⁴Here and hereafter “rank- r ” means “rank of at most r ”.

⁵See <http://www.math.sjsu.edu/singular/matrices> and <http://www.imm.dtu.dk/~pcha/Regutools>
 For more details see Ch. 4 of <http://www.imm.dtu.dk/~pcha/Regutools/RTv4manual.pdf>

orthogonal matrices of the left and right singular vectors of a 1024×1024 Gaussian random matrix, respectively.

To generate **Fast Decay** matrices, i.e., those having fast decaying spectra, we let $\sigma_i = 1$ for $i = 1, 2, \dots, 20$, $\sigma_i = \frac{1}{2^{i-20}}$ for $i = 21, \dots, 100$, and $\sigma_i = 0$ for $i > 100$.

To generate **Slow Decay** matrices, i.e., those having slowly decaying spectra, we let $\sigma_i = 1$ for $i = 1, 2, \dots, 20$, and $\sigma_i = \frac{1}{(1+i-20)^2}$ for $i > 20$.

The synthetic input matrices of the next three types are from [15].

To generate matrices with a **Single Small Singular Value**, we let $\sigma_i = 1$ for $i = 1, \dots, 1023$ and $\sigma_{1024} \in [10^{-16}, 10^{-3}]$.

To generate matrices with a **Single Large Singular Value**, we let $\sigma_1 \in [10^3, 10^{16}]$ and $\sigma_i = 1$ for $i = 2, \dots, 1024$.

To generate **Cauchy** matrices, we first randomly defined two vectors \mathbf{e} and \mathbf{f} of dimension 1024 with independent random coordinates chosen uniformly from the interval $[0, 1]$. Then we computed two vectors $\mathbf{x} = a\mathbf{1} + (b - a)\mathbf{e}$ and $\mathbf{y} = c\mathbf{1} + (d - c)\mathbf{f}$ for some fixed scalars a, b, c , and d and vector $\mathbf{1} = (1)_{i=1}^{1024}$. Finally, we defined our input matrix $M := ((x_i - y_j)^{-1})_{i,j=1}^{1024}$. In our implementation, we fixed $a = 0$, $b = 100$, $c = 100$, and $d = 200$.

We generated dense 1024×1024 **Random** matrices by filling their entries with -1 , 0 , and 1 sampled with equal probability.

5.2 Test Results for Algorithm 2.1

We ran 1000 tests for Alg. 2.1 per every pair of a matrix type and an integer k , $k = 1, k = \lfloor \log_2(\log_2(1024)) \rfloor = 3$, and $k = \log_2(1024) = 10$. We fixed $\text{TOL} = 10$, and measured the accuracy of the estimates by the ratio $\frac{\|M\|_1}{\text{est}}$ where est denoted the estimate of $\|M\|_1$ returned by the algorithm. The ratio took on its minimal value 1 where the estimate est was optimal. Figs. 3 and 4 show estimates for 1-norm of M within a factor of 2 in 2, 3, or 4 iterations.

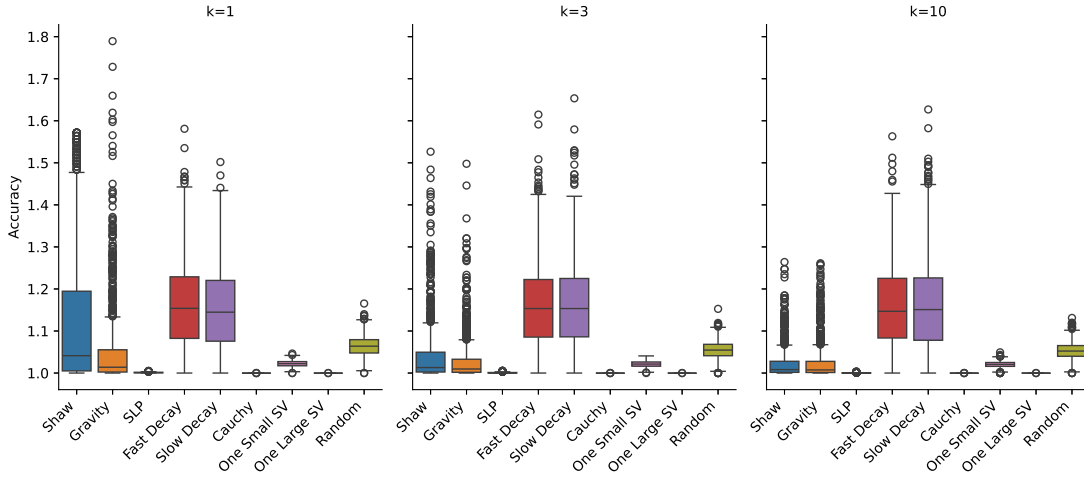


Figure 3: Output errors of Alg. 2.1.

5.3 Test Results for Algorithm 2.2

We ran 1000 tests for Alg. 2.2 for $\alpha = n/k$ under the same setup as for Alg. 2.1. Figs. 5 and 6 show the test results. More refined data in Table 5.1 display the mean output errors of both algorithms

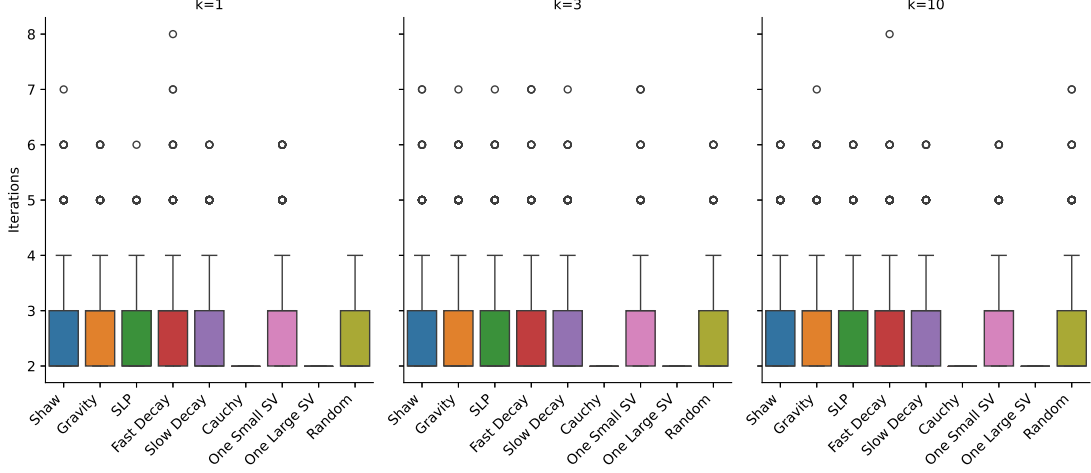


Figure 4: Number of iterations of Alg. 2.1.

and the percent of the difference in average relative errors,

$$\Delta \text{err} =: 100 \times \frac{\text{err}_{\text{Alg2.1}} - \text{err}_{\text{Alg2.2}}}{\text{err}_{\text{Alg2.1}}} \text{ where } \text{err} := \text{mean} - 1.$$

These data show that both algorithms yield similar output accuracy.

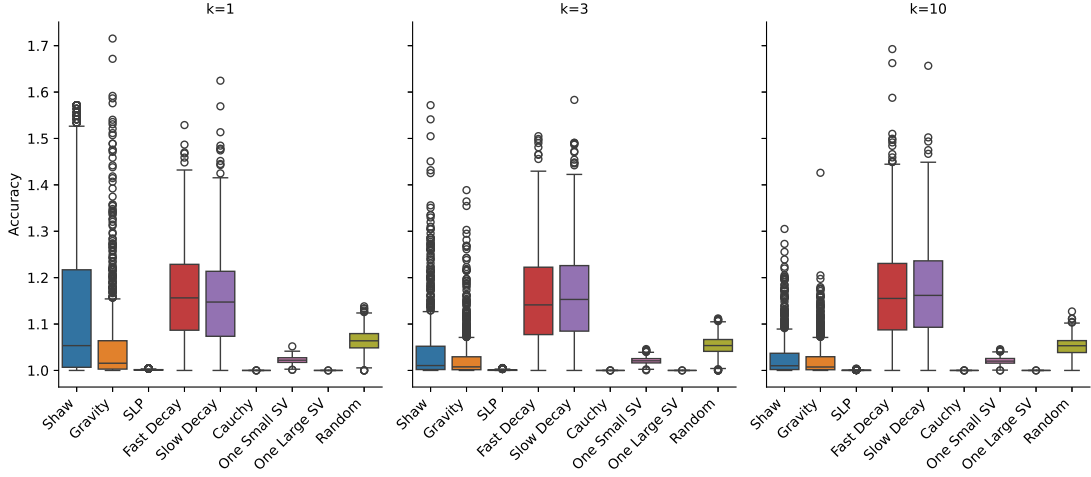


Figure 5: Output errors of Alg. 2.2.

5.4 Test Results for Algorithm 3.1

We ran 1000 tests for Alg. 3.1 for each type of input matrices. We measured output errors by the ratio $\frac{|M|}{\text{est}}$ where est denoted the estimated norm $|M|$ of (3.2) returned by the algorithm. Figs. 7(a) and 7(b) show our error estimates and the numbers of argmaxima computed by the algorithm, including an argmaximum in the initialization step. The algorithm used $\ll n^2$ comparisons; the value $|m_{i,j}|$ for the output pair i and j tended to be within a small factor from $|M|$.

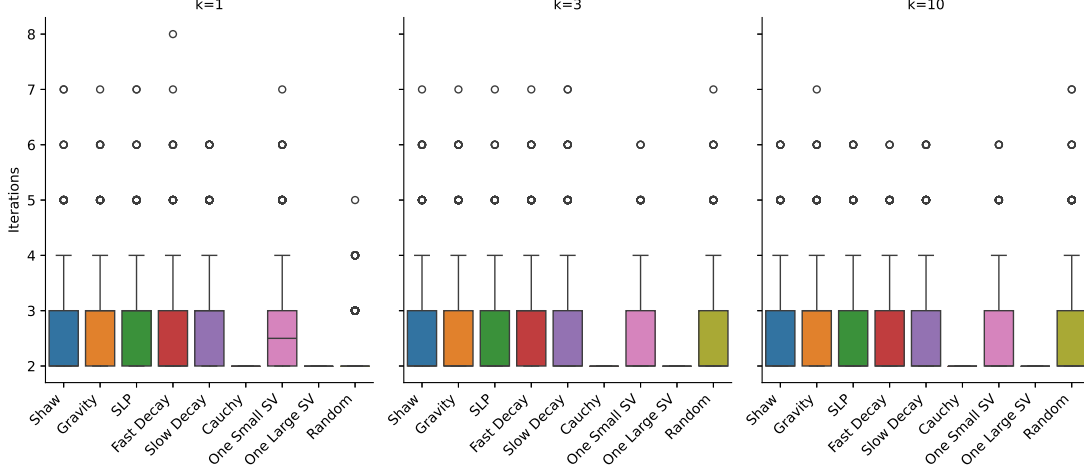


Figure 6: Number of iterations of Alg. 2.2.

Input Matrix	k=1			k=3			k=10		
	Alg. 2.1	Alg. 2.2	$\Delta\text{err}\%$	Alg. 2.1	Alg. 2.2	$\Delta\text{err}\%$	Alg. 2.1	Alg. 2.2	$\Delta\text{err}\%$
Shaw	1.1296	1.1407	-8.54	1.0422	1.0438	-3.93	1.0239	1.0276	-15.80
Gravity	1.0536	1.0553	-3.13	1.0300	1.0270	9.94	1.0248	1.0231	6.87
SLP	1.0013	1.0013	-1.07	1.0009	1.0009	-1.23	1.0003	1.0003	-7.88
Fast Decay	1.1610	1.1622	-0.71	1.1591	1.1531	3.77	1.1592	1.1647	-3.48
Slow Decay	1.1540	1.1533	0.42	1.1618	1.1620	-0.12	1.1596	1.1682	-5.37
Cauchy	1.0000	1.0000	-	1.0000	1.0000	-	1.0000	1.0000	-
One Small SV	1.0222	1.0224	-0.57	1.0212	1.0209	1.43	1.0206	1.0206	-0.01
One Large SV	1.0000	1.0000	-	1.0000	1.0000	-	1.0000	1.0000	-
Random	1.0644	1.0645	-0.14	1.0546	1.0541	0.82	1.0526	1.0526	-0.09

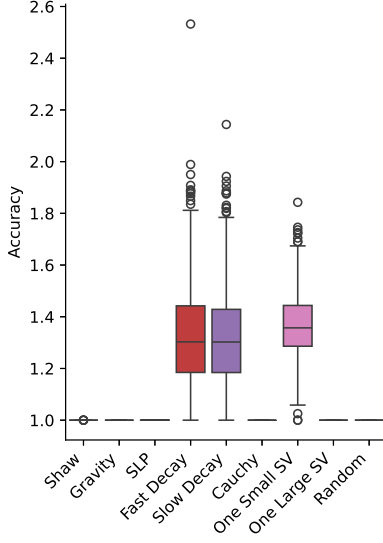
Table 5.1: Comparison of average output errors of Algs. 2.1 and 2.2.

5.5 Test Results for Algorithm 3.2

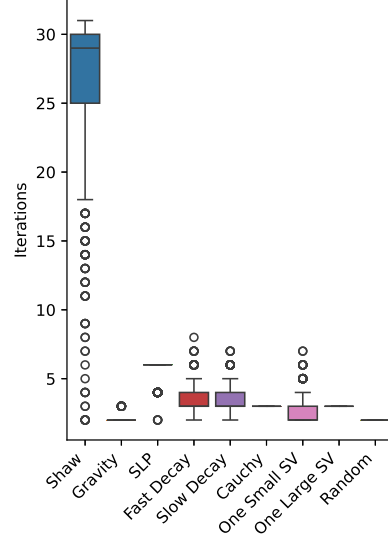
We ran 1000 tests for Alg. 3.2 under the same setup as for Alg. 2.1 with an additional input parameter tol , which we set to 1. Figs. 8 and 9 display the test results. They are similar to those for Alg. 2.1. More refined data in Table 5.2 display the output errors of both algorithms and the percent of the difference in average relative errors. These data show a slightly better output accuracy of Alg. 3.2.

5.6 Test Results for Algorithm 3.1-k

We performed 1000 tests of Alg. 3.1-k for $k = 1, 3, 10$ and in Table 5.3 compare average output errors of Algs. 3.1 and 3.1-k, both choosing the initial column index from the output of Alg. 2.1. The table shows similar output accuracy of both algorithms.



(a) Output errors of Alg. 3.1



(b) Number of C-A steps in Alg. 3.1

Figure 7: Output errors and the number of C-A steps of Alg. 3.1.

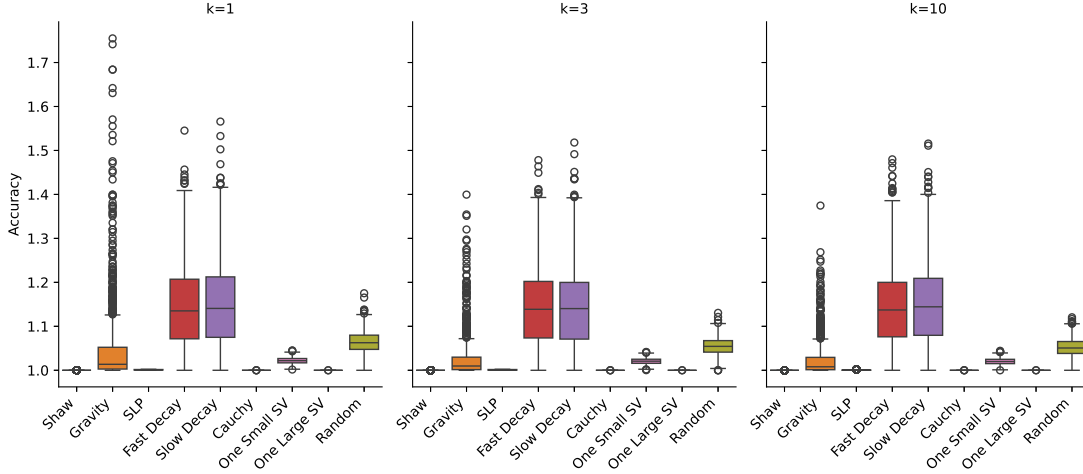


Figure 8: Accuracy (error estimates) of Alg. 3.2.

5.7 Test Results for Algorithm 4.1

We performed 1000 tests of Alg. 4.1 and display the results for $p = 1$ and $r = 8, 16, 32, 64$. We computed rank- r approximation $\{X, Y, Z\}$ of the input matrices by using their random sketches FM and MH computed either superfast with 3-Abridged SRHT multipliers F and H or fast with Gaussian multipliers F and H where $F \in \mathbb{R}^{2r \times n}$ and $H \in \mathbb{R}^{n \times r}$ (see Appendix B). We computed the 1-norm $\|M\|_1$ by using the LAPACK routine `dlange` accessed via `scipy.linalg.lapack.dlange`. In Table 5.4 we display the relative errors $\frac{\|M\|_1}{\text{est}}$ where `est` denoted the estimate of $\|M\|_1$ returned by the algorithm. The output accuracy of Alg. 4.1 was noticeably inferior to that of Algs. 2.1 and 3.2 in our tests, but the relative errors always stayed below 2.5 and were similar for Gaussian and 3-Abridged SRHT multipliers.

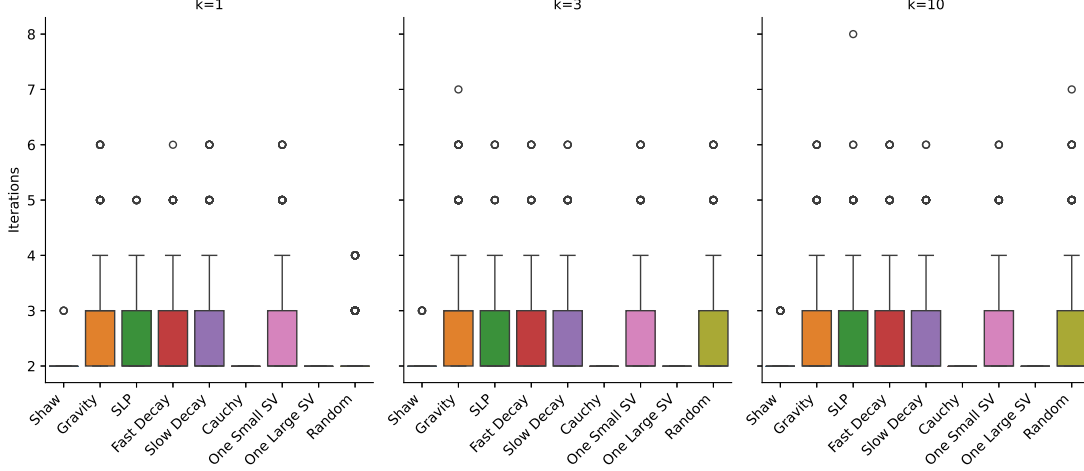


Figure 9: Number of Iterations of Alg. 3.2.

Input Matrix	k=1			k=3			k=10		
	Alg. 2.1	Alg. 3.2	$\Delta\text{err}\%$	Alg. 2.1	Alg. 3.2	$\Delta\text{err}\%$	Alg. 2.1	Alg. 3.2	$\Delta\text{err}\%$
Shaw	1.1296	1.0000	99.98	1.0422	1.0000	99.93	1.0239	1.0000	99.87
Gravity	1.0536	1.0508	5.22	1.0300	1.0282	5.85	1.0248	1.0247	0.49
SLP	1.0013	1.0012	6.88	1.0009	1.0009	1.09	1.0003	1.0004	-18.64
Fast Decay	1.1610	1.1446	10.21	1.1591	1.1432	9.97	1.1592	1.1417	11.01
Slow Decay	1.1540	1.1478	4.00	1.1618	1.1434	11.37	1.1596	1.1484	7.01
Cauchy	1.0000	1.0000	-	1.0000	1.0000	-	1.0000	1.0000	-
One Small SV	1.0222	1.0218	2.02	1.0212	1.0207	2.53	1.0206	1.0201	2.41
One Large SV	1.0000	1.0000	-	1.0000	1.0000	-	1.0000	1.0000	-
Random	1.0644	1.0642	0.28	1.0546	1.0550	-0.79	1.0526	1.0518	1.43

Table 5.2: Comparison of the average output errors of Algs. 2.1 and 3.2.

Input Matrix	Alg. 3.1	$k = 1$		$k = 3$		$k = 10$	
		Alg. 3.1-k	$\Delta\text{err}\%$	Alg. 3.1-k	$\Delta\text{err}\%$	Alg. 3.1-k	$\Delta\text{err}\%$
Shaw	1.0001	1.0001	1.14	1.0001	2.49	1.0001	2.69
Gravity	1.0000	1.0000	-	1.0000	-	1.0000	-
SLP	1.0000	1.0000	-5.49	1.0000	-6.59	1.0000	-4.81
Fast Decay	1.3228	1.2711	16.02	1.2652	17.83	1.2638	18.26
Slow Decay	1.3197	1.2644	17.31	1.2639	17.46	1.2663	16.70
Cauchy	1.0000	1.0000	-	1.0000	-	1.0000	-
One Small SV	1.3656	1.3805	-4.08	1.3665	-0.26	1.3695	-1.07
One Large SV	1.0000	1.0000	-	1.0000	-	1.0000	-
Random	1.0000	1.0000	-	1.0000	-	1.0000	-

Table 5.3: Comparison of the average output errors of Algs. 3.1 and 3.1-k.

6 Conclusions

We proposed, analyzed and tested a number of superfast variations of LAPACK's 1-norm estimator, which can be immediately extended to estimation of the ∞ -norm. Our tests consistently show good

Input Matrix	Multiplier Type	r			
		8	16	32	64
Shaw	3-ASRHT	1.1379	1.1594	1.1589	1.2168
	Gaussian	1.0978	1.1579	1.2027	1.2358
Gravity	3-ASRHT	1.4349	1.4129	1.3930	1.3939
	Gaussian	1.3019	1.3453	1.3765	1.4042
SLP	3-ASRHT	2.2551	1.9168	1.8366	1.7104
	Gaussian	1.4883	1.5230	1.5560	1.5790
Fast Decay	3-ASRHT	0.9009	1.2754	1.3249	1.3447
	Gaussian	0.8895	1.2723	1.3278	1.3719
Slow Decay	3-ASRHT	0.9262	1.2745	1.3266	1.3668
	Gaussian	0.9179	1.2743	1.3257	1.3639
Cauchy	3-ASRHT	1.8293	1.5966	1.3461	1.0539
	Gaussian	0.6896	0.6567	0.6313	0.5967
One Small SV	3-ASRHT	0.4277	0.5088	0.6060	0.7114
	Gaussian	0.4240	0.5085	0.6131	0.7256
One Large SV	3-ASRHT	1.4778	1.4595	1.4268	1.4259
	Gaussian	1.5100	1.4657	1.4298	1.4254
Random	3-ASRHT	0.4683	0.5618	0.6682	0.7961
	Gaussian	0.4561	0.5518	0.6668	0.8019

Table 5.4: The average relative output errors of Algorithm 4.1 for $p = 1$.

output accuracy of our superfast estimators. Formal support of this empirical performance is an important challenge, possibly as hard as for C-A iterations. Meanwhile further work on pairwise comparison, testing, and refinement of our 1-norm estimators are in order.

One can further explore LRA-based p -norm estimation for $p \geq 1$ and $p = 0$ (cf. Sec. 4.3) as well as the following approach to the same goal by means of randomized sparsification with scaling: (i) apply a known p -norm estimator to a random $k \times \ell$ submatrix of an $m \times n$ input matrix M for $k\ell \ll mn$, (ii) repeat this computation h times for a fixed small h , (iii) scale the output estimates by a proper factor defined empirically, repeat this computation h times for a fixed small h , and (iv) output the average estimate. For the estimation of the Frobenius norm of M , one can modify this approach by keeping a random subset of $k\ell$ entries of M (rather than its $k \times \ell$ submatrix) and setting to 0s the remaining entries.

Our main goal, however, was to motivate more effort for devising superfast and empirically accurate matrix algorithms, possibly by means of extending our present techniques. E.g., one can explore randomized sparsification with scaling for various matrix computations, but we conclude with an immediate extension of superfast LRA to superfast solution of the Linear Least Squares Problem (LLSP): given $M \in \mathbb{C}^{m \times n}$ and $\mathbf{b} \in \mathbb{C}^{m \times 1}$ for $m > n$, approximate a vector

$$\mathbf{z} = \operatorname{argmin}_{\mathbf{y}} \|M\mathbf{y} - \mathbf{b}\|_2. \quad (6.1)$$

The authors of [2] point out the following implication of the triangle inequality,

$$\|M\mathbf{y} - \mathbf{b}\|_2 \leq \|\tilde{M}\mathbf{y} - \mathbf{b}\|_2 + \|(\tilde{M} - M)\mathbf{y}\|_2,$$

for an LRA \tilde{M} computed by means of C-A iterations and then in [2, Sec. 5] show extension to the least squares approximation of multivariate functions by using a polynomial basis.

Clearly, however, the latter study of [2] can be extended to any LRA algorithm, e.g., the superfast ones of [13], rather than just C-A algorithms. Suppose that such a superfast algorithm has computed two matrices P and S such that $\tilde{M} = PS \in \mathbb{R}^{m \times n}$, $P \in \mathbb{R}^{m \times r}$, $S \in \mathbb{R}^{r \times n}$, and $r \ll \min\{m, n\}$. Then we can first compute a solution

$$\mathbf{x} = \operatorname{argmin}_{\mathbf{v}} \|P\mathbf{v} - \mathbf{b}\|_2$$

of an LLSP for a matrix P of a small size $m \times r$, then immediately recover the solution $\tilde{\mathbf{z}}$ of the LLSP $\tilde{\mathbf{z}} = \operatorname{argmin}_{\tilde{\mathbf{y}}} \|\tilde{M}\tilde{\mathbf{y}} - \mathbf{b}\|_2$ from the underdetermined linear system $\mathbf{x} = S\tilde{\mathbf{z}}$, and notice that $\|(\tilde{M} - M)\mathbf{y}\|_2 \leq \|\tilde{M} - M\|_2 \cdot \|\mathbf{y}\|_2 \mapsto 0$ as so does the norm $\|\tilde{M} - M\|_2$.

Appendix

A Small families of matrices that are hard for fast LRA

Any algorithm that does not access all entries of an input matrix fails to estimate the norms as well as to compute a close LRA of the following small families of matrices.

Example A.1. Let $\Delta_{i,j}$ denote an $m \times n$ matrix of rank 1 filled with 0s except for its (i, j) th entry filled with 1. The mn such matrices $\{\Delta_{i,j}\}_{i,j=1}^{m,n}$ form a family of δ -matrices. We also include the $m \times n$ null matrix $O_{m,n}$ filled with 0s into this family. Now fix any algorithm that does not access the (i, j) th entry of its input matrices for some pair of i and j . Such an algorithm approximates the matrices $\Delta_{i,j}$ and $O_{m,n}$, with an undetected error at least $1/2$. We arrive at the same conclusion by applying the same argument to the set of $mn + 1$ small-norm perturbations of the matrices of the above family. Likewise, we can verify that any randomized algorithm that does not access all entries of an input matrix fails on those matrix families with error probability not close to 0.

Remark A.1. The matrices of the above families represent data singularities in contrast to matrices representing regular processes or, say, smooth surfaces as well as to various important special classes of structured matrices such as symmetric or diagonally dominant.

B LRA with dense and Abridged SRHT random sketch matrices

B.1 LRA with dense sketch matrices

SVD of a matrix defines its optimal LRA even under the spectral norm, but randomized LRA algorithms in [17, 23, 38, 10, 26, 37], and the references therein run faster than the known SVD algorithms [12, Fig. 8.6.1] and are still expected to output accurate or even near-optimal LRAs.

The generalized Nyström algorithm of [26] modifies the algorithms of [9, 38] to improve numerical stability of rank- r approximation of a matrix $M \in \mathbb{C}^{m \times n}$ for $r \leq n \leq m$. It first generates two random matrices $F \in \mathbb{C}^{k \times m}$ and $H \in \mathbb{C}^{n \times \ell}$, for $r \leq k \leq \ell \leq n$, then computes the sketches FM and MH , and finally computes rank- r approximation $\{X, Y, Z\}$ of M .

In the best studied case F and H are Gaussian random matrices. Then for $k = 2r + 1$ and $\ell = 2k$ the expected Frobenius error norm of the error matrix $M - XYZ$ is within a factor of 2 from optimal – it does not exceed the optimal one for rank- $\frac{k}{2}$ approximation.

The algorithm involves $O((k + \ell)mn)$ flops, mn entries of M , and about $km + n\ell + k\ell$ other scalars, which one can store by overwriting some entries of M .

With SRHT or SRFT (rather than Gaussian) multipliers F and H , one can still obtain quite accurate LRA (with a little higher error probability) by using $O(mn \log(k\ell))$ flops, mn entries of M , and $mk \log(k) + n\ell \log(\ell)$ other scalars, which can overwrite the mn entries of M .

Such random sketching LRA algorithms are superfast except for the stage of the computation of the sketches FM and MH and can be readily modified to bound the relative error of the output LRA by any $\epsilon > 0$, with the estimated sketch size increasing fast as $\epsilon \mapsto 0$.

B.2 Abridged SRHT matrices

With *sparse subspace embedding* [5, 6, 8], [39, Sec. 3.3], [24, Sec. 9] one obtains significant acceleration although not superfast algorithms. According to [21], such acceleration tends to make the accuracy of the output LRAs somewhat less reliable. [8] partly overcomes this problem for incoherent matrices. Towards turning a matrix into incoherent one, we can multiply it by SRHT or SRFT dense matrices [8]. This step is not superfast but becomes superfast when we *abridge SRHT multipliers*, sacrificing formal support for output accuracy. Namely, we write:

$$H_{d,0} := I_{n/2^d}, H_{d,i+1} := \begin{pmatrix} H_{d,i} & H_{d,i} \\ H_{d,i} & -H_{d,i} \end{pmatrix} \text{ for } i = 0, 1, \dots, d-1. \quad (\text{B.1})$$

The $n \times n$ matrix $H_{d,d}$ is orthonormal up to scaling and has 2^d nonzero entries in every row and column.

Now define $\ell \times n$ matrix R of uniform random sampling of ℓ out of n columns, the $n \times n$ diagonal matrix D whose n diagonal entries are independent random signs, i.e., random variables uniformly distributed on the pair $\{\pm 1\}$, and the d -Abridged subsampled randomized Hadamard transform (SRHT) matrix $\sqrt{2^d/\ell} RH_{d,d}D$, with 2^d nonzero entries $\pm\sqrt{2^d/\ell}$ per column. We can multiply $M \in \mathbb{C}^{m \times n}$ by that matrix by involving $m2^d$ entries of M and $(2^d - 1)m$ flops.

Likewise, by sampling k random rows of $H_{d,d}$ and multiplying the resulting matrix by $\pm\sqrt{2^d/\ell} D$ obtain d -Abridged $k \times m$ SRHT matrix having 2^d nonzero entries $\pm\sqrt{2^d/k}$ per row. We can multiply it by M by involving $n2^d$ entries of M and $(2^d - 1)n$ flops.

E.g., for $d = 3$ this means $8n$ (resp. $8m$) entries of M and $7n$ (resp. $7m$) flops.

A t -Abridged SRHT matrix turns into an SRHT matrix.

Table B.1 displays the computational cost of randomized rank- r approximation by means of the algorithm of [26], when it uses Gaussian, SRHT and d -Abridged SRHT multipliers F and H .

Multipliers F and H	Input entries involved	Other entries involved	Flops involved
Gaussian	mn	$km + n\ell + k\ell$	$O((k + \ell)mn)$
SRHT	mn	$O(mk \log(k) + n\ell \log(\ell))$	$O(mn \log(k\ell))$
d -Abridged SRHT	$2^d(m + n)$	$2^d(k + \ell)$	$(2^d - 1)(m + n)$

Table B.1: Computational cost of Algorithm of [26] with Gaussian, SRHT, and d -Abridged SRHT multipliers F and H .

C Search for a scaling factor α

The next algorithm recursively adjusts scaling factor α of Alg. 2.2. Towards this goal we recursively invoke **Alg. 2.2a**, which we obtain by modifying Alg. 2.2. Namely, we write $\nu_0 := \|\mathbf{u}\|_1$ at the Initialization stage and output the value γ instead of j and $\|Me_j\|_1$.

We begin our search for α by fixing the sparsification ratio n/k as its initial value and then recursively double or halve it where Alg. 2.2a outputs 1 (stopping prematurely) or TOL (stopping late), respectively. If neither occurs, we stop and output the current value of α . Furthermore, if in

its two successive applications Alg. 2.2a outputs 1 for $\alpha = \alpha_-$ followed by TOL for $\alpha = \alpha_+$ or vice versa, then we stop and output $\alpha := \sqrt{\alpha_- \alpha_+} = \sqrt{2} \alpha_-$.

Alg. C.1 implements this policy.

Algorithm C.1. [Search for α with doubling and halving.]

INPUT: *two integers k and n such that $0 < k \ll n$, a positive TOL , and a real $n \times n$ matrix M .*

OUTPUT: *A real $\alpha \geq 1$.*

INITIALIZATION: *Set $\alpha \leftarrow n/k$.*

COMPUTATIONS: *Stop and output α unless Alg. 2.2a outputs 1 or TOL.*

Stop and output $\alpha/\sqrt{2}$ if in two successive applications it outputs 1 and then TOL.

Stop and output $\alpha\sqrt{2}$ if in two successive applications it outputs TOL and then 1.

Double α if Alg. 2.2a outputs 1.

Halve α if it outputs TOL.

Repeat.

Remark C.1. *We can further narrow the range (α_-, α_+) by applying binary search for $\log_2(\alpha)$. At every recursive step of the search we narrow the input range $[\alpha_-, \alpha_+]$ to one of the two ranges $[\alpha_-, \beta]$ or $[\beta, \alpha_+]$ for $\beta := \sqrt{\alpha_- \alpha_+}$. We stop and output $\beta := \sqrt{\alpha_- \alpha_+} \geq 1$ (for the current range $[\alpha_-, \alpha_+]$) wherever either Alg. 2.2a outputs a value strictly between 1 and TOL or the ratio $\beta - 1$ decreases below a fixed bound.*

Remark C.2. *In more refined and more costly policy, we decide about doubling, halving or stopping according to majority vote in h successive applications of Alg. 2.2a for a fixed positive integer h . Namely, double α if more than $h/2$ times the output COUNTER is 1; halve α if more than $h/2$ times the output COUNTER is TOL; otherwise stop and output α . Hereafter refer to this modification of Alg. C.1 as **Algorithm C.1-h**, which turns into Alg. C.1 for $h = 1$.*

The overall cost of execution of Alg. 2.2a, invoked hp times, dominates the overall **computational complexity** of Alg. C.1-h, which therefore is much less than n^2 where $hps \ll n/k$.

The complexity is affected by the value of α only through the impact of α on p , which we can share for all matrices defined by similar data distributions.

In our tests Algs. C.1 and C.1-h slightly increased output accuracy of Alg. 2.2 for some input classes by slightly increasing the computational cost, but the adaptive processes of these algorithms have usually still ended with $\alpha \approx n/k$.

References

- [1] E. Anderson, Z. Bai, C. H. Bischof, S. Blackford, J. W. Demmel, J. J. Dongarra, J. J. Du Croz, A. Greenbaum, S. J. Hammarling, A. McKenney, D. C. Sorensen, *LAPACK Users' Guide*, 3rd ed., SIAM, Philadelphia, PA, 1999.
http://www.netlib.org/lapack/lug/lapack_lug.html.
- [2] Kenneth Allen, Ming-Jun Lai, Zhaiming Shen, Maximal Volume Matrix Cross Approximation for Image Compression and Least Squares Solution, *Advances in Computational Mathematics*, **5**, 2024. DOI: 10.1007/s10444-024-10196-7. Also arXiv:2309.1740, December, 2024.

- [3] David W. Boyd, The power method for ℓ^p norms, *Lin. Algebra Appl.*, **9**, 95–101, 1974.
- [4] A. Bakshi, D. P. Woodruff, Sublinear Time Low-Rank Approximation of Distance Matrices, *Procs. 32nd Intern. Conf. Neural Information Processing Systems (NIPS'18)*, 3786–3796, Montréal, Canada, 2018.
- [5] Michael B. Cohen, Nearly tight oblivious subspace embeddings by trace inequalities, *27th ACM-SIAM Symp. on Discrete Algorithms (SODA 2016)*, 278–287, 2016. doi:10.1137/1.9781611974331.ch21.8
- [6] Shabarish Chenakkod, Michał Dereziński, Xiaoyu Dong, Mark Rudelson, Optimal embedding dimension for sparse subspace embeddings, arXiv:2311.10680 (2023), revised June 2024.
- [7] Yifan Chen, Ethan N. Epperly, Joel A. Tropp, Robert J. Webber, Randomly pivoted Cholesky: Practical approximation of a kernel matrix with few entry evaluations, arXiv 2207.06503, December 2023.
- [8] Coralia Cartis, Jan Fiala, Zhen Shao, Hashing embeddings of optimal dimension, with applications to linear least squares, arXiv:2105.11815 (2021).
- [9] K. L. Clarkson, D. P. Woodruff, Numerical linear algebra in the streaming model, *41st Annual ACM Symposium on Theory of Computing*, 205–214, 2009. <https://doi.org/10.1145/1536414.1536445>
- [10] K. L. Clarkson, D. P. Woodruff, Low-Rank Approximation and Regression in Input Sparsity Time, *J. ACM*, **63**, **6**, Article 54 (January 2017), 45 pages. DOI: <http://dx.doi.org/10.1145/3019134>
- [11] J. D. Dixon, Estimating extremal eigenvalues and condition numbers of matrices. *SIAM Journal on Numerical Analysis*, **20**(4), 812–814 (1983) <https://doi.org/10.1137/0720053>.
- [12] G. H. Golub, C. F. Van Loan, *Matrix Computations*, The Johns Hopkins University Press, Baltimore, Maryland, 2013 (fourth edition).
- [13] Soo Go, Qi Lian, V.Y. Pan, to appear.
- [14] S. Goreinov, I. Oseledets, D. Savostyanov, E. Tyrtyshnikov, N. Zamarashkin, How to Find a Good Submatrix, in *Matrix Methods: Theory, Algorithms, Applications* (dedicated to the Memory of Gene Golub, edited by V. Olshevsky and E. Tyrtyshnikov), pages 247–256, World Scientific Publishing, New Jersey, ISBN-13 978-981-283-601-4, ISBN-10-981-283-601-2, 2010.
- [15] N. J. Higham, FORTRAN codes for estimating the one-norm of a real or complex matrix, with applications to condition estimation. *ACM Trans. Math. Softw.* **14**, **4**, 381–396 (Dec. 1988). <https://doi.org/10.1145/50063.214386>
- [16] N. J. Higham, *Accuracy and Stability in Numerical Analysis*, SIAM, Philadelphia, 2002 (second edition).
- [17] N. Halko, P. G. Martinsson, J. A. Tropp, Finding Structure with Randomness: Probabilistic Algorithms for Constructing Approximate Matrix Decompositions, *SIAM Review*, **53**, **2**, 217–288, 2011.

- [18] Nicholas J. Higham, Françoise Tisseur, A Block Algorithm for Matrix 1-Norm Estimation, with an Application to 1-Norm Pseudospectra, *SIAM Journal on Matrix Analysis and Applications*, **21**, 4 (2000) <https://doi.org/10.1137/S0895479899356080>
- [19] Jonathan Katz, Yehuda Lindell, *Introduction to Modern Cryptography*, CRC Press, Chapman and Hall Books, 2014 (third edition), June 24, 2025 (fourth edition), 640 pages, 44 B/W Illustrations, ISBN 9781032496795
- [20] M. Kapralov, H. Lawrence, M. Makarov, Cameron Musco, K. Sheth, Toeplitz Low-Rank Approximation with Sublinear Query Complexity, *ACM-SIAM Symposium on Discrete Algorithms (SODA'23)*, 2023. doi.org/10.1137/1.9781611977554.ch159
- [21] E. Liberty, Accelerated Dense Random Projections, PhD Thesis, Yale Univ., 2009.
- [22] Mikhail Lepilov, Jianlin Xia, Rank-structured Approximation of Some Cauchy Matrices with Sublinear Complexity, *Numer. Linear Algebra Appl.*, **31**, 1, January 2024. <https://doi.org/10.1002/nla.2526>.
- [23] M. W. Mahoney, Randomized Algorithms for Matrices and Data, *Foundations and Trends in Machine Learning*, NOW Publishers, **3**, 2, 2011. arXiv:1104.5557, 2011. (Abridged version in: *Advances in Machine Learning and Data Mining for Astronomy*, edited by M. J. Way et al., pp. 647–672, 2012.)
- [24] P.-G. Martinsson, J. A. Tropp. Randomized numerical linear algebra: Foundations and algorithms. *Acta Numerica*, **29**, 403–572, 2020.
- [25] Cameron Musco, D. P. Woodruff, Sublinear Time Low-Rank Approximation of Positive Semidefinite Matrices, *IEEE 58th Annual Symposium on Foundations of Computer Science (FOCS)*, 672–683, 2017.
- [26] Yuji Nakatsukasa, Fast and stable randomized low-rank matrix approximation, arXiv:2009.11392, Sept 2020.
- [27] A.I Osinsky. Probabilistic estimation of the rank-1 Cross-Approximation accuracy, arxiv:1706.10285, June 2017.
- [28] A.I. Osinsky, N. L. Zamarashkin, Pseudo-skeleton Approximations with Better Accuracy Estimates, *Linear Algebra and Its Applications*, **537**, 221-249, 2018.
- [29] V.Y. Pan, *Structured Matrices and Polynomials: Unified Superfast Algorithms*, Birkhäuser/Springer, Boston/New York (2001) doi: 10.1007/978-1-4612-0129-8
- [30] V.Y. Pan, Transformations of Matrix Structures Work Again, *Linear Algebra and Its Applications*, **465**, 1-32, 2015. doi: 10.1016/j.laa.2014.09.004
- [31] V. Y. Pan, Q. Luan, J. Svadlenka, L. Zhao, Primitive and Cynical Low Rank Approximation, Preprocessing and Extensions, arXiv 1611.01391, November 2016.
- [32] V. Y. Pan, Q. Luan, J. Svadlenka, L. Zhao, Superfast Accurate Low Rank Approximation, arXiv:1710.07946, October 2017.
- [33] V. Y. Pan, Q. Luan, J. Svadlenka, L. Zhao, CUR Low Rank Approximation at Sublinear Cost, arXiv:1906.04112, June 2019.

- [34] V. Simoncini, Computational Methods for Linear Matrix Equations, *SIAM Review*, **58** (3) 377 – 441, 2016. doi:10.1137/130912839
- [35] G. W. Stewart, *Matrix Algorithms, Vol. I: Basic Decompositions*, SIAM, 1998.
- [36] X. Shi, D.P. Woodruff, Sublinear time numerical linear algebra for structured matrices, *Procs. the AAAI Conference Artificial Intelligence*, **33** (01), 4918-4925, (2019) DOI: <https://doi.org/10.1609/aaai.v33i01.33014918>
- [37] Joel A. Tropp, Robert J. Webber, Randomized algorithms for low-rank matrix approximation: Design, analysis, and applications, arXiv: 2306.12418 (2023).
- [38] J. A. Tropp, A. Yurtsever, M. Udell, V. Cevher, Practical Sketching Algorithms for Low-rank Matrix Approximation, *SIAM J. Matrix Anal.*, **38**, 4, 1454-1485, 2017. Also arXiv:1609.00048, January 2018.
- [39] J. A. Tropp, A. Yurtsever, M. Udell, V. Cevher, Streaming Low-Rank Matrix Approximation with an Application to Scientific Simulation, *SIAM J. on Scientific Computing*, **41**, pp. A2430–A2463, 2019. Also arXiv:1902.08651, submitted Feb 2019.
- [40] M. Udell, A. Townsend, Why are big data matrices approximately of low rank?, *SIAM J. Math. Data Sci.*, **1**, 144-160, 2019.